

FORM NO. MGT-7

[Pursuant to sub-Section(1) of section 92 of the Companies Act, 2013 and sub-rule (1) of rule 11of the Companies (Management and Administration) Rules, 2014]



सत्यमेव जयते

Annual Return (other than OPCs and Small Companies)

Form language English Hindi

Refer the instruction kit for filing the form.

I. REGISTRATION AND OTHER DETAILS

- (i) * Corporate Identification Number (CIN) of the company
- Global Location Number (GLN) of the company
- * Permanent Account Number (PAN) of the company
- (ii) (a) Name of the company
- (b) Registered office address
- NTPC BHAWAN, SCOPE COMPLEX, 7, INSTITUTIONAL AREA
LODHI ROAD
NEW DELHI
Delhi
110003
- (c) *e-mail ID of the company
- (d) *Telephone number with STD code
- (e) Website
- (iii) Date of Incorporation
- (iv)
- | Type of the Company | Category of the Company | Sub-category of the Company |
|---------------------|---------------------------|-----------------------------|
| Public Company | Company limited by shares | Union Government Company |
- (v) Whether company is having share capital Yes No
- (vi) *Whether shares listed on recognized Stock Exchange(s) Yes No

(a) Details of stock exchanges where shares are listed

S. No.	Stock Exchange Name	Code
1	NATIONAL STOCK EXCHANGE OF INDIA LIMITED	1,024
2	BSE LIMITED	1

(b) CIN of the Registrar and Transfer Agent

U67120DL1993PTC052486

Pre-fill

Name of the Registrar and Transfer Agent

BEETAL FINANCIAL AND COMPUTER SERVICES PRIVATE LIMITED

Registered office address of the Registrar and Transfer Agents

99,MADANGIR, B/4, LOCAL SHOPPING CENTRE,
NEAR DADA HARSUKH DAS MANDIR

(vii) *Financial year From date 01/04/2021 (DD/MM/YYYY) To date 31/03/2022 (DD/MM/YYYY)

(viii) *Whether Annual general meeting (AGM) held Yes No

(a) If yes, date of AGM

30/08/2022

(b) Due date of AGM

30/09/2022

(c) Whether any extension for AGM granted

Yes No

II. PRINCIPAL BUSINESS ACTIVITIES OF THE COMPANY

*Number of business activities

1

S.No	Main Activity group code	Description of Main Activity group	Business Activity Code	Description of Business Activity	% of turnover of the company
1	D	Electricity, gas, steam and air condition supply	D1	Electric power generation, transmission and distribution	91.27

III. PARTICULARS OF HOLDING, SUBSIDIARY AND ASSOCIATE COMPANIES (INCLUDING JOINT VENTURES)

*No. of Companies for which information is to be given 29

Pre-fill All

S.No	Name of the company	CIN / FCRN	Holding/ Subsidiary/Associate/ Joint Venture	% of shares held
1	NTPC VIDYUT VYAPAR NIGAM	U40108DL2002GOI117584	Subsidiary	100
2	NTPC ELECTRIC SUPPLY COMP	U40108DL2002GOI116635	Subsidiary	100

3	KANTI BIJLEE UTPADAN NIGAM +	U40102DL2006GOI153167	Subsidiary	100
4	NABINAGAR POWER GENERAT +	U40104DL2008GOI183024	Subsidiary	100
5	BHARTIYA RAIL BIJLEE COMPA +	U40102DL2007GOI170661	Subsidiary	74
6	PATRATU VIDYUT UTPADAN N +	U40300DL2015GOI286533	Subsidiary	74
7	NTPC MINING LIMITED	U10300DL2019GOI354454	Subsidiary	100
8	NORTH EASTERN ELECTRIC PO +	U40101ML1976GOI001658	Subsidiary	100
9	THDC INDIA LIMITED	U45203UR1988GOI009822	Subsidiary	74.49
10	NTPC EDMC WASTE SOLUTION +	U40300DL2020GOI364186	Subsidiary	74
11	NTPC RENEWABLE ENERGY LIM +	U40107DL2020GOI371032	Subsidiary	100
12	RATNAGIRI GAS AND POWER P +	U40105DL2005PTC138458	Subsidiary	86.49
13	UTILITY POWERTECH LIMITED	U45207MH1995PLC094719	Associate	50
14	NTPC-SAIL POWER COMPANY +	U74899DL1999PLC098274	Associate	50
15	NTPC GE POWER SERVICES PRI +	U74899DL1999PTC101702	Associate	50
16	NTPC TAMIL NADU ENERGY CC +	U40108DL2003PLC120487	Associate	50
17	ARAVALI POWER COMPANY PF +	U40105DL2006PTC156884	Associate	50
18	MEJA URJA NIGAM PRIVATE LI +	U74900DL2008PTC176247	Associate	50
19	NTPC BHEL POWER PROJECTS +	U40102DL2008PTC177307	Associate	50
20	BF-NTPC ENERGY SYSTEMS LIM +	U40106DL2008PLC179793	Associate	49
21	TRANSFORMERS AND ELECTRI +	U31102KL1963SGC002043	Associate	44.6
22	NATIONAL HIGH POWER TEST +	U73100MP2009PTC047744	Associate	20
23	ENERGY EFFICIENCY SERVICES +	U40200DL2009PLC196789	Associate	47.15
24	CIL NTPC URJA PRIVATE LIMITE +	U14105DL2010PTC202053	Associate	50
25	INTERNATIONAL COAL VENTU +	U10100DL2009PTC190448	Associate	0.09
26	ANUSHAKTI VIDHYUT NIGAM L +	U40300MH2011GOI212727	Associate	49
27	HINDUSTAN URVARAK & RASA +	U24100DL2016PLC358399	Associate	33.33

28	Trincomalee Power Company Ltd		Associate	50
29	Bangladesh - India Friendship		Associate	50

IV. SHARE CAPITAL, DEBENTURES AND OTHER SECURITIES OF THE COMPANY

(i) *SHARE CAPITAL

(a) Equity share capital

Particulars	Authorised capital	Issued capital	Subscribed capital	Paid up capital
Total number of equity shares	10,000,000,000	9,696,666,134	9,696,666,134	9,696,666,134
Total amount of equity shares (in Rupees)	100,000,000,000	96,966,661,340	96,966,661,340	96,966,661,340

Number of classes

1

Class of Shares	Authorised capital	Issued capital	Subscribed capital	Paid up capital
Number of equity shares	10,000,000,000	9,696,666,134	9,696,666,134	9,696,666,134
Nominal value per share (in rupees)	10	10	10	10
Total amount of equity shares (in rupees)	100,000,000,000	96,966,661,340	96,966,661,340	96,966,661,340

(b) Preference share capital

Particulars	Authorised capital	Issued capital	Subscribed capital	Paid-up capital
Total number of preference shares	0	0	0	0
Total amount of preference shares (in rupees)	0	0	0	0

Number of classes

0

Class of shares	Authorised capital	Issued capital	Subscribed capital	Paid up capital
Number of preference shares				
Nominal value per share (in rupees)				
Total amount of preference shares (in rupees)				

(c) Unclassified share capital

Particulars	Authorised Capital
Total amount of unclassified shares	0

(d) Break-up of paid-up share capital

Class of shares	Number of shares			Total nominal amount	Total Paid-up amount	Total premium
	Physical	DEMAT	Total			
Equity shares						
At the beginning of the year	81,150	9,696,584,996	9696666134	96,966,661	96,966,661	
Increase during the year	0	2,168	2168	0	0	0
i. Public Issues	0	0	0	0	0	0
ii. Rights issue	0	0	0	0	0	0
iii. Bonus issue	0	0	0	0	0	0
iv. Private Placement/ Preferential allotment	0	0	0	0	0	0
v. ESOPs	0	0	0	0	0	0
vi. Sweat equity shares allotted	0	0	0	0	0	0
vii. Conversion of Preference share	0	0	0	0	0	0
viii. Conversion of Debentures	0	0	0	0	0	0
ix. GDRs/ADRs	0	0	0	0	0	0
x. Others, specify	0	2,168	2168	0	0	
Conversion from Physical to DEMAT						
Decrease during the year	2,168	0	2168	0	0	0
i. Buy-back of shares	0	0	0	0	0	0
ii. Shares forfeited	0	0	0	0	0	0
iii. Reduction of share capital	0	0	0	0	0	0
iv. Others, specify	2,168	0	2168	0	0	
Decrease in PHYSICAL shares						
At the end of the year	78,982	9,696,587,196	9696666134	96,966,661	96,966,661	
Preference shares						
At the beginning of the year	0	0	0	0	0	
Increase during the year	0	0	0	0	0	0
i. Issues of shares	0	0	0	0	0	0
ii. Re-issue of forfeited shares	0	0	0	0	0	0

iii. Others, specify						
Decrease during the year	0	0	0	0	0	0
i. Redemption of shares	0	0	0	0	0	0
ii. Shares forfeited	0	0	0	0	0	0
iii. Reduction of share capital	0	0	0	0	0	0
iv. Others, specify						
At the end of the year	0	0	0	0	0	

ISIN of the equity shares of the company

INE733E01010

(ii) Details of stock split/consolidation during the year (for each class of shares)

0

Class of shares		(i)	(ii)	(iii)
Before split / Consolidation	Number of shares			
	Face value per share			
After split / Consolidation	Number of shares			
	Face value per share			

(iii) Details of shares/Debentures Transfers since closure date of last financial year (or in the case of the first return at any time since the incorporation of the company) *

Nil

[Details being provided in a CD/Digital Media]

Yes No Not Applicable

Separate sheet attached for details of transfers

Yes No

Note: In case list of transfer exceeds 10, option for submission as a separate sheet attachment or submission in a CD/Digital Media may be shown.

Date of the previous annual general meeting	28/09/2021
---	------------

Date of registration of transfer (Date Month Year) <input type="text"/>			
Type of transfer	<input type="text"/>	1 - Equity, 2- Preference Shares,3 - Debentures, 4 - Stock	
Number of Shares/ Debentures/ Units Transferred	<input type="text"/>	Amount per Share/ Debenture/Unit (in Rs.)	<input type="text"/>
Ledger Folio of Transferor <input type="text"/>			
Transferor's Name	<input type="text"/>	<input type="text"/>	<input type="text"/>
	Surname	middle name	first name
Ledger Folio of Transferee <input type="text"/>			
Transferee's Name	<input type="text"/>	<input type="text"/>	<input type="text"/>
	Surname	middle name	first name

Date of registration of transfer (Date Month Year) <input type="text"/>			
Type of transfer	<input type="text"/>	1 - Equity, 2- Preference Shares,3 - Debentures, 4 - Stock	
Number of Shares/ Debentures/ Units Transferred	<input type="text"/>	Amount per Share/ Debenture/Unit (in Rs.)	<input type="text"/>
Ledger Folio of Transferor <input type="text"/>			
Transferor's Name	<input type="text"/>	<input type="text"/>	<input type="text"/>
	Surname	middle name	first name
Ledger Folio of Transferee <input type="text"/>			
Transferee's Name	<input type="text"/>	<input type="text"/>	<input type="text"/>
	Surname	middle name	first name

(iv) *Debentures (Outstanding as at the end of financial year)

Particulars	Number of units	Nominal value per unit	Total value
Non-convertible debentures	8,270,513,716	69.81	577,364,305,000
Partly convertible debentures	0	0	0
Fully convertible debentures	0	0	0
Total			577,364,305,000

Details of debentures

Class of debentures	Outstanding as at the beginning of the year	Increase during the year	Decrease during the year	Outstanding as at the end of the year
Non-convertible debentures	507,599,305,000	81,710,000,000	11,945,000,000	577,364,305,000
Partly convertible debentures	0	0	0	0
Fully convertible debentures	0	0	0	0

(v) Securities (other than shares and debentures)

0

Type of Securities	Number of Securities	Nominal Value of each Unit	Total Nominal Value	Paid up Value of each Unit	Total Paid up Value
Total					

V. *Turnover and net worth of the company (as defined in the Companies Act, 2013)**(i) Turnover**

1,161,373,300,000

(ii) Net worth of the Company

1,280,510,700,000

VI. (a) *SHARE HOLDING PATTERN - Promoters

S. No.	Category	Equity		Preference	
		Number of shares	Percentage	Number of shares	Percentage
1.	Individual/Hindu Undivided Family				
	(i) Indian	0	0	0	
	(ii) Non-resident Indian (NRI)	0	0	0	
	(iii) Foreign national (other than NRI)	0	0	0	

2.	Government				
	(i) Central Government	4,955,346,251	51.1	0	
	(ii) State Government	0	0	0	
	(iii) Government companies	0	0	0	
3.	Insurance companies	0	0	0	
4.	Banks	0	0	0	
5.	Financial institutions	0	0	0	
6.	Foreign institutional investors	0	0	0	
7.	Mutual funds	0	0	0	
8.	Venture capital	0	0	0	
9.	Body corporate (not mentioned above)	0	0	0	
10.	Others	0	0	0	
	Total	4,955,346,251	51.1	0	0

Total number of shareholders (promoters)

1

(b) *SHARE HOLDING PATTERN - Public/Other than promoters

S. No.	Category	Equity		Preference	
		Number of shares	Percentage	Number of shares	Percentage
1.	Individual/Hindu Undivided Family				
	(i) Indian	212,087,470	2.19	0	
	(ii) Non-resident Indian (NRI)	7,645,531	0.08	0	
	(iii) Foreign national (other than NRI)	0	0	0	
2.	Government				
	(i) Central Government	16,384,721	0.17	0	
	(ii) State Government	0	0	0	
	(iii) Government companies	0	0	0	
3.	Insurance companies	1,219,929,472	12.58	0	

4.	Banks	42,361,793	0.44	0	
5.	Financial institutions	0	0	0	
6.	Foreign institutional investors	1,428,891,190	14.74	0	
7.	Mutual funds	1,718,837,470	17.73	0	
8.	Venture capital	0	0	0	
9.	Body corporate (not mentioned above)	16,603,863	0.17	0	
10.	Others Alternate Investment Fund: +	78,578,373	0.80	0	
	Total	4,741,319,883	48.90	0	0

Total number of shareholders (other than promoters)

972,464

**Total number of shareholders (Promoters+Public/
Other than promoters)**

972,465

(c) *Details of Foreign institutional investors' (FIIs) holding shares of the company

572

Name of the FII	Address	Date of Incorporation	Country of Incorporation	Number of shares held	% of shares held
T. ROWE PRICE INTERN +	JPMORGAN CHASE BANK N.A. IND +			95,632,310	0.99
GOVERNMENT OF SIN +	DEUTSCHE BANK AG DB HOUSE, H, +			70,932,005	0.73
T. ROWE PRICE INTERN +	JPMORGAN CHASE BANK N.A. IND +			68,961,237	0.71
VANGUARD EMERGIN +	JPMORGAN CHASE BANK N.A.INDI +			63,143,576	0.65
VANGUARD TOTAL IN +	JPMORGAN CHASE BANK N.A.INDI +			57,209,632	0.59
ISHARES CORE EMERG +	CITIBANK N.A. CUSTODY SERVICES +			42,020,875	0.43
FIDELITY INVESTMENT +	CITIBANK N.A. CUSTODY SERVICES +			41,441,645	0.43
PEOPLE'S BANK OF CH +	DEUTSCHE BANK AG, DB HOUSEH, +			40,138,773	0.41
SOCIETE GENERALE +	SBI SG GLOBAL SECURITIES SERVIC +			33,693,486	0.35
ABU DHABI INVESTME +	JPMORGAN CHASE BANK N.A.INDI +			28,000,000	0.29
ISHARES INDIA INDEX +	CITIBANK N.A. CUSTODY SERVICES +			27,486,290	0.28
SCHRODER ASIAN ASS +	HSBC SECURITIES SERVICES 11TH F +			27,030,077	0.28
SCHRODER ASIAN INC +	HSBC SECURITIES SERVICES 11TH F +			23,526,743	0.24

Name of the FII	Address	Date of Incorporation	Country of Incorporation	Number of shares held	% of shares held
VANGUARD FIDUCIAR	JPMORGAN CHASE BANK N.A.INDI			23,039,784	0.24
ABU DHABI INVESTME	JPMORGAN CHASE BANK N.A. IND			20,048,774	0.21
BNP PARIBAS ARBITRA	BNP PARIBAS, CUSTODY OPERATIO			19,996,376	0.21
ISHARES MSCI EMERG	CITIBANK N.A. CUSTODY SERVICES			18,222,533	0.19
SAUDI ARABIAN MON	HSBC SECURITIES SERVICES 11TH F			18,133,868	0.19
FIH PRIVATE INVESTM	DEUTSCHE BANK AG, DB HOUSE H			16,553,885	0.17
MSCI EQUITY INDEX FI	JPMORGAN CHASE BANK N.A.INDI			16,479,722	0.17
AQR EMERGING EQUIT	JPMORGAN CHASE BANK N.A. IND			15,392,646	0.16
MONETARY AUTHORIT	DEUTSCHE BANK AGDB HOUSE, H,			14,852,582	0.15
EMERGING MARKETS I	JPMORGAN CHASE BANK N.A.INDI			14,389,543	0.15
STATE STREET DAILY M	HSBC SECURITIES SERVICES 11TH F			13,685,874	0.14
WISDOMTREE INDIA IN	CITIBANK N.A. CUSTODY SERVICES			13,376,369	0.14

**VII. *NUMBER OF PROMOTERS, MEMBERS, DEBENTURE HOLDERS
(Details, Promoters, Members (other than promoters), Debenture holders)**

Details	At the beginning of the year	At the end of the year
Promoters	1	1
Members (other than promoters)	779,608	972,464
Debenture holders	589,156	565,982

VIII. DETAILS OF DIRECTORS AND KEY MANAGERIAL PERSONNEL






(A) *Composition of Board of Directors

Category	Number of directors at the beginning of the year		Number of directors at the end of the year		Percentage of shares held by directors as at the end of year	
	Executive	Non-executive	Executive	Non-executive	Executive	Non-executive
A. Promoter	0	2	0	2	0	0
B. Non-Promoter	6	2	6	4	0	0
(i) Non-Independent	6	0	6	0	0	0

(ii) Independent	0	2	0	4	0	0
C. Nominee Directors representing	0	0	0	0	0	0
(i) Banks & FIs	0	0	0	0	0	0
(ii) Investing institutions	0	0	0	0	0	0
(iii) Government	0	0	0	0	0	0
(iv) Small share holders	0	0	0	0	0	0
(v) Others	0	0	0	0	0	0
Total	6	4	6	6	0	0

Number of Directors and Key managerial personnel (who is not director) as on the financial year end date 14

(B) (i) *Details of directors and Key managerial personnel as on the closure of financial year

Name	DIN/PAN	Designation	Number of equity share(s) held	Date of cessation (after closure of financial year : If any)
Gurdeep Singh	00307037	Managing Director	5,828	
Vivek Kumar Dewangar 	01377212	Nominee director	0	30/05/2022
Anil Kumar Gautam	08293632	Whole-time director	12,370	31/05/2022
Ashish Upadhyaya	06855349	Nominee director	0	
Dillip Kumar Patel	08695490	Whole-time director	0	
Ramesh Babu V.	08736805	Whole-time director	3,240	
Chandan Kumar Mondol 	08535016	Whole-time director	0	
Ujjwal Kanti Bhattacharya 	08734219	Whole-time director	6,508	
Jitendra Jayantilal Tanna 	09403346	Director	0	
Vidyadhar Vaishampayan 	02667949	Director	0	
Vivek Gupta	08794502	Director	0	
Sangitha Varier	09402812	Director	0	
Anil Kumar Gautam	AEHPPG8290D	CFO	12,370	31/05/2022
Nandini Sarkar	APMPS9197R	Company Secretary	3,034	

(ii) Particulars of change in director(s) and Key managerial personnel during the year

7

Name	DIN/PAN	Designation at the beginning / during the financial year	Date of appointment/ change in designation/ cessation	Nature of change (Appointment/ Change in designation/ Cessation)
Gurdeep Singh	00307037	Managing Director	28/09/2021	Reappointment
Anil Kumar Gautam	08293632	Whole-time director	28/09/2021	Reappointment
Dillip Kumar Patel	08695490	Whole-time director	28/09/2021	Reappointment
Vivek Gupta	08794502	Additional director	30/11/2021	Appointment
Sangitha Varier	09402812	Additional director	07/12/2021	Appointment
Pratishtha Jayantilal Tanna	09403346	Additional director	30/11/2021	Appointment
Vidyadhar Vaishampayan	02667949	Additional director	30/11/2021	Appointment

IX. MEETINGS OF MEMBERS/CLASS OF MEMBERS/BOARD/COMMITTEES OF THE BOARD OF DIRECTORS

A. MEMBERS/CLASS /REQUISITIONED/NCLT/COURT CONVENED MEETINGS

Number of meetings held

1

Type of meeting	Date of meeting	Total Number of Members entitled to attend meeting	Attendance	
			Number of members attended	% of total shareholding
Annual General Meeting	28/09/2021	822,077	134	93.17

B. BOARD MEETINGS

*Number of meetings held

15

S. No.	Date of meeting	Total Number of directors associated as on the date of meeting	Attendance	
			Number of directors attended	% of attendance
1	24/04/2021	10	8	80
2	22/05/2021	10	10	100
3	19/06/2021	10	10	100
4	15/07/2021	10	10	100
5	31/07/2021	8	7	87.5
6	23/08/2021	8	7	87.5

S. No.	Date of meeting	Total Number of directors associated as on the date of meeting	Attendance	
			Number of directors attended	% of attendance
7	14/09/2021	8	8	100
8	30/09/2021	8	7	87.5
9	28/10/2021	8	8	100
10	30/11/2021	8	8	100
11	30/12/2021	12	12	100
12	29/01/2022	12	12	100

C. COMMITTEE MEETINGS

Number of meetings held

21

S. No.	Type of meeting	Date of meeting	Total Number of Members as on the date of the meeting	Attendance	
				Number of members attended	% of attendance
1	Audit Committee	23/04/2021	3	2	66.67
2	Audit Committee	19/06/2021	3	3	100
3	Audit Committee	31/07/2021	3	3	100
4	Audit Committee	23/08/2021	3	3	100
5	Audit Committee	14/09/2021	3	3	100
6	Audit Committee	28/10/2021	3	3	100
7	Audit Committee	29/01/2022	5	5	100
8	Audit Committee	26/03/2022	5	5	100
9	Corporate Social Responsibility	20/05/2021	3	3	100
10	Corporate Social Responsibility	10/06/2021	3	3	100

D. *ATTENDANCE OF DIRECTORS

S. No.	Name of the director	Board Meetings			Committee Meetings			Whether attended AGM held on
		Number of Meetings which director was entitled to attend	Number of Meetings attended	% of attendance	Number of Meetings which director was entitled to attend	Number of Meetings attended	% of attendance	

1	Gurdeep Singl	15	14	93.33	0	0	0	
2	Vivek Kumar D	15	12	80	2	2	100	
3	Anil Kumar Ga	15	15	100	2	2	100	
4	Ashish Upadh	15	15	100	12	11	91.67	
5	Dillip Kumar P	15	14	93.33	6	6	100	
6	Ramesh Babu	15	15	100	12	12	100	
7	Chandan Kum	15	15	100	4	4	100	
8	Ujjwal Kanti B	15	15	100	2	2	100	
9	Jitendra Jayar	5	5	100	3	3	100	
10	Vidyadhar Vai	5	5	100	5	5	100	
11	Vivek Gupta	5	5	100	5	5	100	
12	Sangitha Varie	5	5	100	4	4	100	

X. *REMUNERATION OF DIRECTORS AND KEY MANAGERIAL PERSONNEL

Nil

Number of Managing Director, Whole-time Directors and/or Manager whose remuneration details to be entered

6

S. No.	Name	Designation	Gross Salary	Commission	Stock Option/ Sweat equity	Others	Total Amount
1	Gurdeep Singh	Managing Director	10,443,958	0	0	3,322,333	13,766,291
2	Anil Kumar Gautam	Whole-time director	6,887,166	0	0	1,801,656	8,688,822
3	Dillip Kumar Patel	Whole-time director	7,156,748	0	0	2,196,953	9,353,701
4	Ramesh Babu V.	Whole-time director	6,465,024	0	0	2,230,992	8,696,016
5	Chandan Kumar Mc	Whole-time director	6,241,593	0	0	2,022,849	8,264,442
6	Ujjwal Kanti Bhattach	Whole-time director	6,185,436	0	0	1,942,584	8,128,020
	Total		43,379,925	0	0	13,517,367	56,897,292

Number of CEO, CFO and Company secretary whose remuneration details to be entered

1

S. No.	Name	Designation	Gross Salary	Commission	Stock Option/ Sweat equity	Others	Total Amount
1	Nandini Sarkar	Company secretary	6,142,509	0	0	0	6,142,509

S. No.	Name	Designation	Gross Salary	Commission	Stock Option/ Sweat equity	Others	Total Amount
	Total		6,142,509	0	0	0	6,142,509

Number of other directors whose remuneration details to be entered

8

S. No.	Name	Designation	Gross Salary	Commission	Stock Option/ Sweat equity	Others	Total Amount
1	K P Kylasanatha Pillai	Independent Director	430,000	0	0	0	430,000
2	Bhim Singh	Independent Director	490,000	0	0	0	490,000
3	Jitendra Jayantilal Talwalkar	Independent Director	510,000	0	0	0	510,000
4	Vidyadhar Vaisham	Independent Director	570,000	0	0	0	570,000
5	Vivek Gupta	Independent Director	570,000	0	0	0	570,000
6	Sangitha Varier	Independent Director	470,000	0	0	0	470,000
7	Vivek Kumar Dewar	Nominee director	0	0	0	0	0
8	Ashish Upadhyaya	Nominee director	0	0	0	0	0
	Total		3,040,000	0	0	0	3,040,000

XI. MATTERS RELATED TO CERTIFICATION OF COMPLIANCES AND DISCLOSURES

* A. Whether the company has made compliances and disclosures in respect of applicable provisions of the Companies Act, 2013 during the year Yes No

B. If No, give reasons/observations

During the period under review, Company was not in compliance with the provisions of Section 149 of Companies Act, 2013 regarding the requirements of having at least half of the Board of Directors as the Independent Directors. Further half of the Board of the Company was not "non-executive" for a

XII. PENALTY AND PUNISHMENT - DETAILS THEREOF

(A) DETAILS OF PENALTIES / PUNISHMENT IMPOSED ON COMPANY/DIRECTORS /OFFICERS Nil

Name of the company/ directors/ officers	Name of the court/ concerned Authority	Date of Order	Name of the Act and section under which penalised / punished	Details of penalty/ punishment	Details of appeal (if any) including present status

(B) DETAILS OF COMPOUNDING OF OFFENCES Nil

Name of the company/ directors/ officers	Name of the court/ concerned Authority	Date of Order	Name of the Act and section under which offence committed	Particulars of offence	Amount of compounding (in Rupees)

XIII. Whether complete list of shareholders, debenture holders has been enclosed as an attachment

Yes No

(In case of 'No', submit the details separately through the method specified in instruction kit)

XIV. COMPLIANCE OF SUB-SECTION (2) OF SECTION 92, IN CASE OF LISTED COMPANIES

In case of a listed company or a company having paid up share capital of Ten Crore rupees or more or turnover of Fifty Crore rupees or more, details of company secretary in whole time practice certifying the annual return in Form MGT-8.

Name

Jitesh Gupta

Whether associate or fellow

Associate Fellow

Certificate of practice number

2448

I/We certify that:

(a) The return states the facts, as they stood on the date of the closure of the financial year aforesaid correctly and adequately.

(b) Unless otherwise expressly stated to the contrary elsewhere in this Return, the Company has complied with all the provisions of the Act during the financial year.

Declaration

I am Authorised by the Board of Directors of the company vide resolution no. ... dated

(DD/MM/YYYY) to sign this form and declare that all the requirements of the Companies Act, 2013 and the rules made thereunder in respect of the subject matter of this form and matters incidental thereto have been complied with. I further declare that:

1. Whatever is stated in this form and in the attachments thereto is true, correct and complete and no information material to the subject matter of this form has been suppressed or concealed and is as per the original records maintained by the company.
2. All the required attachments have been completely and legibly attached to this form.

Note: Attention is also drawn to the provisions of Section 447, section 448 and 449 of the Companies Act, 2013 which provide for punishment for fraud, punishment for false statement and punishment for false evidence respectively.

To be digitally signed by

Director

DIN of the director

01220828

To be digitally signed by

Company Secretary

Company secretary in practice

Membership number

Certificate of practice number

Attachments

- 1. List of share holders, debenture holders
- 2. Approval letter for extension of AGM;
- 3. Copy of MGT-8;
- 4. Optional Attachment(s), if any

Attach
Attach
Attach
Attach

List of attachments

--

Remove attachment

Modify

Check Form

Prescrutiny

Submit

This eForm has been taken on file maintained by the Registrar of Companies through electronic mode and on the basis of statement of correctness given by the company