BEFORE THE HON'BLE CENTRAL ELECTRICITY REGULATORY COMMISSION
NEW DELHI

PETITION NO.....

For True up in petition no 181/GT/2019

IN THE MATTER OF : Petition Under Section 62 and 79 (1) (a) of the Electricity Act, 2003 read with Chapter-III of the Central Electricity Regulatory Commission (Conduct of Business) Regulations, 2023 and Chapter-3, Regulation-13 of Central Electricity Regulatory Commission (Terms and Conditions of Tariff) Regulations, 2019 for revision of tariff of Gadarwara Super Thermal Power Station (2X800 MW) for the period from COD of U#2 (i.e. 01.03.2021) to 31.03.2024 after the truing up exercise

INDEX

Sl. No.	Description	Page No.
1	Index	1
2	Summary of issues	2-5
3	Petition for Revision of Tariff for Gadarwara STPS	6-15
4	Affidavit	16-17
5	Appendix-I	18-310
6	Non-Tariff Income	311-315
7	Ash Transportation Expense	316-317
8	Form 15	318-332
9	Water Agreement	333-357
10	Balance Sheet	358-719

Summary of Issues: Gadarwara Super Thermal Power Station-I (2x800 MW)

(In compliance with CERC notice dated 07.06.2024)

The major highlights of the Gadarwara STPS (1600 MW) Truing up petition are as follows: -

The present petition is being filed under Section 62 and 79 (1) (a) of the Electricity Act, 2003 read with Chapter-III of the Central Electricity Regulatory Commission (Conduct of Business) Regulations, 2023 and Chapter-3, Regulation-13 of Central Electricity Regulatory Commission (Terms and Conditions of Tariff) Regulations, 2019 for revision of tariff of Gadarwara Super Thermal Power Station (1600 MW) for the period from 01.04.2019 to 31.03.2024 after the truing up exercise based on actual expenditures as on 31.03.2024.

Gadarwara STPS is located at Narsinghpur, Madhya Pradesh (M.P) and comprises of two units of 800 MW each with their respective COD's as 01.06.2019 & 01.03.2021. The power generated from Gadarwara STPS is being supplied to various discoms as per MoP allocation and respective PPAs including Madhya Pradesh Power Management Company Limited (MPPMCL), Gujarat Urja Vikas Nigam Limited (GUVNL), Maharashtra State Electricity Distribution Company Limited (MSEDCL), Chhattisgarh State Power Distribution Company Limited (CSPDCL), Electricity Department of Goa (EDG), Dadra and Nagar Haveli and Daman and Diu Power Distribution Corporation Limited (DNHDDPDCL)

The tariff order for Gadarwara STPS for the period from 01.04.2019 to 31.3.2024 is under consideration with CERC and order is reserved in Petition No. 181/GT/2019 (Station COD Petition). The capital cost considered for tariff determination included

actual capital cost as on station COD (Unit-2 COD i.e.01.03.2021) and the projected additional capital expenditure up to 31.03.2024.

The tariff of Gadarwara STPS for the tariff period 2019-24 (from COD of the station i.e. 01.03.2021 to 31.03.2024) after the truing up exercise based on actual expenditures as on 31.03.2024 is annexed with the petition as per provisions of Regulation 13 of CERC Tariff Regulations 2019.

The actual Additional Capital Expenditure on cash basis for the 2020-21(1.3.21-31.3.21), 2021-22, 2022-23 and 2023-24 are Rs 15.92 cr, Rs 166.43 cr and Rs 244.10 cr and Rs 143.30 cr respectively amounting to total of Rs 569.67 crores during the 2019-24 period. The same has been depicted year wise in Form 9A of the Appendix-I along with applicable regulations and justification for the claims. It is humbly requested to approve the actual Additional Capital expenditure during the period of 2019-24.

The Hon'ble commission vide its order dated 28.10.2022 in petition no 205/MP/2021 has already allowed the Ash transportation expenses for FY 2019-20, 2020-21, and 2021-22. Ash transportation expenses for FY 2022-23 and FY 2023-24 is being claimed along with auditor certificates and required documents as per CERC order dated 28.10.2022. It is humbly submitted to allow the Petitioner to recover the additional O&M cost for ash transportation for the FY 2022-23 and FY 2023-24 as per actual. The ash transportation expenses claim has been depicted in Form 3A of Appendix-I.

The Hon'ble Commission may please allow the claims of water charges and security expenses for the instant station as per actual, as claimed by the Petitioner in Form 3A of Appendix-I.

- It is mentionable that the bipartite water agreement between NTPC Gadarwara STPS and Govt of M.P directs NTPC to pay water charges on basis of water allocated or drawn whichever is higher. It is submitted that water is subject matter under the control of State Government and NTPC has no control over it. It is also an essential input for generation of electricity from a thermal power plant. NTPC is bound to pay the water charges as per the agreement with the State Government. The detailed calculation for the water charges claim as per the agreement is submitted in Form 3A and Form 19. Hon'ble Commission may please allow the claim of water charges paid on allocation basis. Copy of water agreement between NTPC Gadarwara STPS and Govt of M.P is enclosed along with the petition and annexed.
- It is further mentioned that the Gadarwara STPS is a central government owned thermal power station which is of national importance. Safety and security of these nationally important infrastructure projects against any threat perception is a prime concern. The main security of these central government owned thermal power station is provided by the Central Industrial Security Force (CISF). CISF is a statutory body set up under an Act of the Parliament of India and a central armed police force in India under the Ministry of Home Affairs (MHA) whose primary mission is to provide security to large institutions like Gadarwara STPS. Deployment of the CISF is done as per the security threat perception, survey and as per the guidelines of MHA. In addition to the CISF, certain security is provided by other local and national agencies for critically less sensitive locations as per the plant specific needs. In view of this Hon'ble Commission may please allow the claims of security expenses as per actuals as submitted in Form 3A along with auditor certificates.

- The statutory charges for the period 2019-24 as levied by the M.P. state government is submitted in Form-20 of Appendix-I. Hon'ble Commission may please allow the same under Regulation 56.

The Gadarwara STPS-I has induced draft cooling tower. Accordingly, the normative APC has been computed as 6.25 %. Hon'ble Commission may please allow the same as per Regulation 49(E) of the Tariff Regulation 2019.

In the light of above submission and as per the Petition being filed by the Petitioner for revision of tariff of Gadarwara Super Thermal Power Station (1600 MW), The Hon'ble Commission may please approve revised tariff for the tariff period 2019-24 as per provision of Regulation 13 of Tariff Regulations 2019.

BEFORE THE CENTRAL ELECTRICITY REGULATORY COMMISSION
NEW DELHI

PETITION NO.....

For True up in petition no 181/GT/2019

IN THE MATTER OF : Petition Under Section 62 and 79 (1) (a) of the Electricity Act, 2003 read with Chapter-III of the Central Electricity Regulatory Commission (Conduct of Business) Regulations, 2023 and Chapter-3, Regulation-13 of Central Electricity Regulatory Commission (Terms and Conditions of Tariff) Regulations, 2019 for revision of tariff of Gadarwara Super Thermal Power Station (2X800 MW) for the period from COD of U#2 (i.e. 01.06.2021) to 31.03.2024 after the truing up exercise

AND
IN THE MATTER OF

Petitioner: : NTPC Ltd.
NTPC Bhawan
Core-7, Scope Complex
7, Institutional Area, Lodhi Road
New Delhi-110 003

Respondents

1. Madhya Pradesh Power Management Company Ltd.,
Shakti Bhawan, Rampur,
Jabalpur-482008

2. Maharashtra State Electricity Distribution Corporation Ltd.,
Prakashgad, Bandra (East),
Mumbai-400051

3. Gujarat Urja Vikas Nigam Ltd.,
Vidyut Bhawan, Racecourse,
Vadodara-390007

4. Chhattisgarh State Power Distribution Company Ltd.,
P.O. Sundar Nagar,
Danganiya, Raipur-492013

5. Electricity Department of Goa,
Vidyut Bhawan, Panaji, Goa-403001

6. DNHDDPDCL
1st and 2nd Floor, Vidyut Bhavan,
Silvassa-396230, DNH, India

The Petitioner humbly states that:

1) The Petitioner herein NTPC Ltd. (hereinafter referred to as 'Petitioner' or 'NTPC), is a Government of India Company within the meaning of the Companies Act, 1956. Further, it is a 'Generating Company' as defined under Section 2(28) of the Electricity Act, 2003.

2) The Petitioner is having power stations/ projects in different regions and places in the country. Gadarwara Super Thermal Power Station (2x800 MW) (hereinafter referred to as Gadarwara STPS) is one such station located in the State of Madhya Pradesh (M.P).

3) The power generated by Gadarwara STPS is being supplied to the respondents mentioned above.

4) Section 62 of Electricity Act, 2003 provides for determination of tariff by the Appropriate Commission for supply of electricity by a generating company. The Hon'ble Commission, under Section 79(1)(a) of Electricity Act, 2003, is vested with the jurisdiction to regulate the tariff of the Generating Companies owned or controlled by the Central Government.

5) The Hon'ble Commission has notified the Central Electricity Regulatory Commission (Terms & Conditions of Tariff) Regulations, 2019 (hereinafter 'Tariff Regulations 2019) which came into force from 1.4.2019 and specify the terms & conditions and methodology of tariff determination for the period from 01.04.2019 to 31.03.2024 under Section 62 & 79 of the Electricity Act, 2003.

6) Regulation 9(1) & 9(2) of CERC (Terms & Conditions of Tariff) Regulations 2019 provides as under:

*"9. **Application for determination of tariff:***

"(1) The generating company or the transmission licensee may make an application for determination of tariff for new generating station or unit thereof or transmission system or element thereof in accordance with the Procedure Regulations within 60 days of the anticipated date of commercial operation.

.....

"(2) In case of an existing generating station or unit thereof, or transmission system or element thereof, the application shall be made by the generating company or the transmission licensee, as the case may be, by 31.10.2019, based on admitted capital cost including additional capital expenditure already admitted and incurred up to 31.3.2019 (either based on actual or projected additional capital expenditure) and estimated additional capital expenditure for the respective years of the tariff period 2019-24 along with the true up petition for the period 2014-19 in accordance with the CERC (Terms and Conditions of Tariff) Regulations, 2014.

7) In accordance with the above, Petition No. 181/GT/2019 for determination of tariff for Gadarwara STPS was filed before the Hon'ble Commission based on the actual capital cost as on COD of Unit-I (i.e. 01.06.2019), actual additional capital expenditure between COD of Unit-I and COD of Unit-II/ Station COD (i.e., 01.03.2021), actual capital cost as on COD of the station i.e. 01.03.2021 and projected estimated additional capital expenditure for the period 01.03.2021 to 31.03.2024. The order in the petition is yet to be issued by the Hon'ble CERC.

8) The tariff order for Gadarwara STPS for the period from 01.06.2019 to 31.3.2024 is still to be issued by the CERC in Petition No. 181/GT/2019. The capital cost claimed for tariff determination also included the projected additional capital expenditure from 01.03.2021 to 31.03.2024.

9) Further, Chapter-3, Regulation 13 of the Tariff Regulations 2019 provides as under:

"(13) Truing up of tariff for the period 2019-24

(1) The Commission shall carry out truing up exercise for the period 2019-24 along with the tariff petition filed for the next tariff period, for the following:

a) the capital expenditure including additional capital expenditure incurred up to 31.3.2024, as admitted by the Commission after prudence check at the time of truing up;

b) the capital expenditure including additional capital expenditure incurred up to 31.3.2024, on account of Force Majeure and Change in Law.

(2) The generating company or the transmission licensee, as the case may be, shall make an application, as per Annexure-I to these regulations, for carrying out truing up exercise in respect of the generating station or a unit thereof or the transmission system or an element thereof by 30.11.2024.

.....*

10) In line with the provisions of quoted above, the Petitioner is filing this petition for truing up the additional capital expenditure for the control period 2019-24, based on capital cost as on 01.03.2021 as per filed petition 181/GT/2019 and actual capital expenditure incurred during the tariff period from 01.03.2021 to 31.03.2024.

11) The year-wise actual capital expenditure has been indicated and enclosed as part of **Appendix-I** herewith. In addition to the actual additional capital expenditure as above, discharge of liabilities during the period from 01.06.2019 to 31.03.2024 (year wise) out of the liabilities excluded from capital cost for the works already allowed/ claimed have also been indicated.

12) Further, in accordance with the provisions of the Regulation-31 of Tariff Regulations 2019, for the purpose of computation of the Return on Equity, the base rate has been grossed up with the effective tax rate (MAT) applicable to NTPC at the end of respective financial years for the period 2019-24. The same is indicated in the Form-3 attached at Appendix-I.

13) Further, in accordance with the provisions of the Regulation-34 of Tariff Regulations 2019, for the purpose of computation of the Interest on Working Capital, the landed fuel cost (taking into account normative transit and handling losses) and gross calorific value of the fuel as per actual weighted average for three months i.e. March 2019, April 2019, and May 2019 for Unit-I and for the months of December 2020, January 2021, and March 2021 for Unit-II and the third quarter of FY 2019-20, FY 2020-21, FY 2021-22 & FY 2022-23 is considered. Also, the rate of interest on working capital is considered at bank rate as on 1st April of each of the financial year during the tariff period of 2019-24. The same is indicated in the Form-O attached at Appendix-I.

14) It is submitted that some of the loans allocated to this station have been refinanced by taking new loans with a lower rate of interest. As per Regulation 61 (1) of Tariff

Regulations 2019, the benefits of refinancing of loans have to be shared with the beneficiaries in the ratio of 50:50 (Beneficiaries: Generator). The same has been applied by adjusting the rate of interest of new loans while computing the weighted average rate of interest. The adjustment in rate of interest for new loans has been done as illustrated below:

Rate of interest of existing loan: 8.000% (say)

Rate of interest of new loan for refinancing of existing loan: 6.000% (say)

Rate of interest of new loan considered for computing weighted average rate of interest: 7.000%

15) Furthermore, since the main order in petition no 181/GT/2019 (COD petition) is still under consideration of the Hon'ble CERC and therefore in case of any specific direction from this Hon'ble Commission in petition no. 181/GT/2019 related to additional capitalization or any other aspect, the same shall be duly complied by amending the instant Truing up Petition.

16) Since water charges are subject to true up, accordingly, the details for water charges comprising the contracted quantity, allocation of water, the actual water consumed during 2019-24, the basis of calculation of quantity of consumptive water and computation of water charges are being submitted in the instant petition.

17) It is submitted that in petition no. 181/GT/2019 for the instant station, the claim against security expenses had been claimed by the petitioner on estimated/projection basis. The details of actual security expenses have been provided in Form-3A of the attached Appendix-I along with the assessment details of security requirement for the period 2019-24. It is prayed before Hon'ble Commission to consider the same and allow the expenditure on security expenses as claimed under Regulation 35(1)(6) of the 2019 Tariff Regulations."

18) **Ash Transportation expenses**

(i) It is submitted that Hon'ble Commission vide its order dated 28.10.2022 in Petition No. 205/MP/2021 has allowed the monthly billing for ash transportation charges for 2019-24 period as below:

"

39. Petitioner has furnished the details of the distance to which fly ash has been transported from the generating station, schedule rates applicable for transportation of fly ash, as notified by the State Governments along with details, including Auditor certified accounts. These documents have been examined and accordingly, the total fly ash transportation expenditure allowed to the Petitioner generating station wise for the period 2019-22 is as per the table in para 38 above totalling to Rs.309704.03 lakh and the same shall be recovered from the beneficiaries of the respective generating stations in 6 (six) equal monthly installments. However, the Petitioner is directed to submit details regarding award of transportation contracts, distance to which fly ash has been transported along with duly reconciled statements of expenditure incurred on ash transportation at the time of filing petitions for truing up of tariff for the 2019-24 tariff period of the generating stations.

Monthly billing

.....

43. In the light of the above discussion and keeping in view that the Petitioner is entitled for recovery of fly ash transportation charges, under change in law, as additional O&M expenses, we permit the provisional billing at 90% of the fly ash transportation charges incurred by the Petitioner, in respect of its generating stations, for the balance period (i.e. 2022-24), on a monthly basis, based on self -certification, and the beneficiaries shall pay the same accordingly. This is, however, subject to prudence check of the claims, at the time of truing-up of tariff for the period 2019-24, in respect of the generating stations of the Petitioner, in terms of Regulation 13 of the 2019 Tariff Regulations.

44. We direct that the fly ash transportation cost incurred by the Petitioner, shall be recovered, in proportion to the coal consumed corresponding to the scheduled generation at normative parameters in accordance with the 2019 Tariff Regulations or at actuals, whichever is lower, for the supply of electricity to the respective Discoms. If the actual generation is less than the scheduled generation, the coal consumed for actual generation shall be considered for the purpose of computation of transportation of fly ash. The Petitioners are directed to furnish along with its monthly regular and/or supplementary bill(s), computations duly certified by the auditor, to the Respondent Discoms. The Petitioners and the Respondent Discoms are also directed to carry out reconciliation in respect of the claims, annually and the same is subject to truing-up, in terms of Regulation 13 of the 2019 Tariff Regulations."

.....

.....

Carrying Cost

47. In line with the above decision and since the Petitioner has been permitted to recover the fly ash transportation cost as 'additional O&M expenses', for the period 2019-24, in exercise of the regulatory powers under Section 79(1)(a) of the Act, we permit the recovery of these charges, along with carrying cost, at the rate of interest as specified, in terms of Regulation 10 (7) of the 2019 Tariff Regulations.".

(ii) It is pertinent to mention here that in compliance to the various directives of the Hon'ble Commission in petition no 205/MP/2021, petitioner has already submitted entire set of documents i.e. transportation contracts, price discovery mechanism, end user certificate etc. and duly audited statement of ash transportation expense and ash fund for the FY 2021-22. Based on the above said submissions of petitioner, the Hon'ble Commission has already decided the Ash Transportation expenditure for NTPC Stations including Gadarwara for the said period which has achieved finality.

(iii) Further, in compliance of the Hon'ble Commission directives vide order dated 28/10/2022 in petition no 205/MP/2021 (para 43), the petitioner continued monthly billing of ash transportation expenditure @90% of expenditure provisionally for the balance period 2022-24.

In view of the above directions passed by this Hon'ble Commission, the Petitioner is now submitting the actual transportation cost incurred for ash transportation for the period 2022-24 on actual basis in Form-3A along with the required documents. It is relevant to mention that Form-3A contains information of Ash Transportation for entire control period of 2019-24 for the sake of brevity/ simplicity. It is prayed that this Hon'ble Commission may be pleased to allow the same as prayed for.

19) This Hon'ble Commission has prescribed boiler efficiency and turbine heat rate separately for deriving the unit heat rate where the Unit Heat Rate is not guaranteed by the suppliers. It is submitted that the TG and SG packages, in the instant station, were awarded during the control period 2009-14. Equipment including SG and TG specifications for tendering / award was stipulated considering the boiler efficiency and the turbine heat rate as prescribed in the Tariff Regulations at that time. Based on the same, the most efficient equipment available at that time was ordered through international competitive bidding. It was not possible for the Petitioner to specify the efficiency parameters at the time of finalizing the contracts in the instant station as per the efficiency parameters as specified in the subsequent Tariff Regulations or Tariff Regulations 2019-24 which are more stringent.

In a similar case, this Hon'ble Commission in its Order dated 20.02.2014 in Petition No. 160/GT/2012 has considered the design parameters for computing Gross Heat Rate of the station with appropriate operating margin and has stated as under:

> *"161. As per the guaranteed turbine cycle heat rate of 1945 kCal/kWh and boiler efficiency of 88.5% along with the deviation of 6.5 % as per the 2009 Tariff Regulations, the Gross Heat Rate works out to 2340.59 kcal/kWh. Without the margin of Auxiliary consumption of 6.5%, the Gross Heat Rate works out as 2197.74 kcal/kWh. In light of this, achieving a GSHR of 2220 kcal/kWh as per submission of the respondents 1 to 6 is not possible. Also, the EPC contract was finalized in 2006 and there was no possibility for the petitioner to specify the Station Heat Rate as per the 2009 Tariff Regulations. In view of above, we consider a GSHR of 2340.59 kCal/kWh based on guaranteed turbine cycle heat rate 1945 kCal/kWh and boiler efficiency of 88.5% with a deviation of 6.5 % from the guaranteed design value."*

Further, if the Petitioner had stipulated more stringent design/ efficiency parameters, this would have increased the capital cost commensurate to the efficiency parameters sought. The benefit of the lower capital cost due to lower efficiency parameters has already been passed onto the beneficiaries in terms of lower capital cost. If now the boiler efficiency for working out the normative heat rate is considered as 86% instead of the actual design efficiency of 85.01%, the unit heat rate would be worked out to be 2236.74 kcal/kwh and the operating margin available over the design heat rate would be 3.79% only which is less than the operating margin of 5% allowed in the Tariff Regulations 2019. In view of the above submissions made, petitioner is praying for Gross Station Heat rate to be allowed under Regulation 76 i.e. Power to Relax, based on guaranteed turbine cycle heat rate of 1832 kcal/kwh and boiler efficiency of 85.01% with an operating margin of 5% from the guaranteed design value. The tariff computation attached hereto and marked as at Appendix-I, is based on considering Station Heat Rate as per design heat rate with applicable operating margin of 5%.

20) It is further submitted that the Emission Control System (ECS) which is part of the original scheme of the plant is under implementation and is likely to be commissioned in

control period 2024-29. Therefore, the additional capital expenditure related to ECS has not been included in the instant true up petition for 2019-24. Additional capital expenditure related to ECS shall be claimed in tariff petition for 2024-29 period.

21) The tariff calculation based on the above & other applicable provisions, in the formats provided in Appendix-I of the Tariff Regulations.

22) The filing fee for the tariff determination has already been paid for the period from 2019-24 as per provisions of CERC (Payment of Fees), Regulation 2012. Accordingly, no fee is payable along with this petition for revision of tariff.

Prayer

In light of above submissions made, the Petitioner, therefore, prays that the Hon'ble Commission may be pleased to:

i) Approve revised tariff of ***Gadarwara STPS*** for the tariff period 2019-24 as per provision of Regulation 13 of Tariff Regulations 2019.

ii) Allow the Petitioner to recover the additional O&M cost for ash transportation.

iii) Allow the reimbursement of water charges, and security expenses for the instant station, as claimed by the Petitioner.

iv) Allow the station heat rate based on the actual design boiler efficiency and turbine heat rate as claimed in the petition.

v) Pass any other order as it may deem fit in the circumstances mentioned above.

(Petitioner)

Noida

Date: .....

BEFORE THE CENTRAL ELECTRICITY REGULATORY COMMISSION
NEW DELHI

PETITION NO.....

For True-up in Petition No- 181/GT/2019

IN THE MATTER OF : Petition Under Section 62 and 79 (1) (a) of the Electricity Act, 2003 read with Chapter-III of the Central Electricity Regulatory Commission (Conduct of Business) Regulations, 2023 and Chapter-3, Regulation-13 of Central Electricity Regulatory Commission (Terms and Conditions of Tariff) Regulations, 2019 for revision of tariff of **Gadarwara Super Thermal Power Station, Stage-I (1600 MW)** for the period from 01.04.2019 to 31.03.2024 after the truing up exercise.

Petitioner: : NTPC Ltd.
NTPC Bhawan
Core-7, Scope Complex
7, Institutional Area, Lodhi Road
New Delhi-110 003

Respondents:

1. Madhya Pradesh Power Management Company Limited (MPPMCL)
Shakti Bhawan, Vidyut Nagar
Jabalpur - 482008
and others

I, Sameer Kumar Aggarwal, Son of late Shri B K Aggarwal, aged about 51 years, working as Additional General Manager (Commercial) in the office of NTPC Limited, having its registered office at NTPC Bhawan, Scope Complex, Core-7, Lodhi Road, New Delhi- 110003 do hereby solemnly affirm and state as under:

1. That the deponent is the Additional General Manager (Commercial) of the Petitioner NTPC Ltd. and is well conversant with the facts and the circumstances of the case and therefore competent to swear this affidavit.

2. That the accompanying Petition under Section 62 and 79 (1) (a) of the Electricity Act, 2003, has been filed by my authorized representative under my

समीर अग्रवाल/SAMEER AGGARWAL
अपर महाप्रबंधक (वाणिज्यिक)
Addl. General Manager (Commercial)
एन टी पी सी लिमिटेड/NTPC LIMITED
EOC, A-8A, Sector-24, Noida-201 301 (U.P.)

instruction and the contents of the same are true and correct to the best of my knowledge and belief.

3. That the contents of Para No..... to..... as mentioned in the Petition are true and correct based on my personal knowledge, belief and records maintained in the office.

4. That the annexures annexed to the Petition are correct and true copies of the respective originals.

5. That the Deponent has not filed any other Petition or Appeal before any other forum or court of law with respect to the subject matter of the dispute.

(Deponent)

समीर अग्रवाल/SAMEER AGGARWAL
अपर महाप्रबंधक (वाणिज्यिक)
Addl. General Manager (Commercial)
एन टी पी सी लिमिटेड/NTPC LIMITED
EOC, A-8A, Sector-24, Noida-201 301 (U.P.)

Verification:

Verified at Noida on this 23rd day of November 2024, that the contents of my above noted affidavit are true and correct to my knowledge and no part of it is false and nothing material has been concealed therefrom.

(Deponent)

समीर अग्रवाल/SAMEER AGGARWAL
अपर महाप्रबंधक (वाणिज्यिक)
Addl. General Manager (Commercial)
एन टी पी सी लिमिटेड/NTPC LIMITED
EOC, A-8A, Sector-24, Noida-201 301 (U.P.)

NOTARY GOVT. OF INDIA

ATTESTED
YOGENDRA SINGH
NOTARY NOIDA
G B NAGAR (U.P.) INDIA

23 NOV 2024

APPENDIX-I

Checklist of Main Tariff Forms and other information for tariff filing for Thermal Stations

Form No.	Title of Tariff Filing Forms (Thermal)	Tick
FORM- 1	Summary of Tariff	✓
FORM -1 (I)	Statement showing claimed capital cost	✓
FORM -1 (II)	Statement showing Return on Equity	✓
FORM-2	Plant Characteristics	✓
FORM-3	Normative parameters considered for tariff computations	✓
FORM-3A*	Calculation of O&M Expenses	✓
FORM- 4	Details of Foreign loans	✓
FORM- 4A	Details of Foreign Equity	NA
FORM-5	Abstract of Admitted Capital Cost for the existing Projects	NA
FORM- 6	Financial Package upto COD	NA
FORM- 7	Details of Project Specific Loans	NA
FORM- 8	Details of Allocation of corporate loans to various projects	NA
FORM-9	Statement of Additional Capitalisation after COD	✓
FORM- 10	Financing of Additional Capitalisation	✓
FORM- 11	Calculation of Depreciation on original project cost	✓
FORM- 12	Statement of Depreciation	✓
FORM- 13	Calculation of Weighted Average Rate of Interest on Actual Loans	✓
FORM- 15	Details of Fuel for Computation of Energy Charges[1]	✓
FORM- 16	Details of Limestone for Computation of Energy Charge Rate	NA
FORM-17	Details of Capital Spares	NA
FORM- 18	Non-Tariff Income	✓
FORM-19	Details of Water Charges	✓
FORM- 20	Details of Statutory Charges	✓

***Additional Forms**

PART-I

List of Supporting Forms / documents for tariff filing for Thermal Stations

Form No.	Title of Tariff Filing Forms (Thermal)	Tick
FORM-A	Abstract of Capital Cost Estimates	NA
FORM-B	Break-up of Capital Cost for Coal/Lignite based projects	NA
FORM-C	Break-up of Capital Cost for Gas/Liquid fuel based Projects	NA
FORM-D	Break-up of Construction/Supply/Service packages	NA
FORM-E	Details of variables , parameters , optional package etc. for New Project	NA
FORM-F	Details of cost over run	NA
FORM-G	Details of time over run	NA
FORM -H	Statement of Additional Capitalisation during end of the useful life	NA
FORM –I	Details of Assets De-capitalised during the period	NA
FORM –J	Reconciliation of Capitalisation claimed vis-à-vis books of accounts	✓
FORM –K	Statement showing details of items/assets/works claimed under Exclusions	✓
FORM-L	Statement of Capital cost	✓
FORM-M	Statement of Capital Woks in Progress	✓
FORM-N	Calculation of Interest on Normative Loan	✓
FORM-O	Calculation of Interest on Working Capital	✓
FORM-O(i)*	Computation of Energy Charges	✓
FORM-P	Incidental Expenditure up to SCOD and up to Actual COD	NA
FORM-Q	Expenditure under different packages up to SCOD and up to Actual COD	NA
FORM-R	Actual cash expenditure	NA
FORM-S	Statement of Liability flow	✓
FORM-T	Summary of issues involved in the petition	✓

List of supporting documents for tariff filing for Thermal Stations		
S. No.	**Information / Document**	**Tick**
1	Certificate of incorporation, Certificate for Commencement of Business, Memorandum of Association, & Articles of Association (For New Station setup by a company making tariff application for the first time to CERC)	NA
2	A. Station wise and Corporate audited Balance Sheet and Profit & Loss Accounts with all the Schedules & annexures on COD of the Station for the new station & for the relevant years.	✓
	B. Station wise and Corporate audited Balance Sheet and Profit & Loss Accounts with all the Schedules & annexures for the existing station for relevant years.	
3	Copies of relevant loan Agreements	NA
4	Copies of the approval of Competent Authority for the Capital Cost and Financial package.	✓
5	Copies of the Equity participation agreements and necessary approval for the foreign equity.	NA
6	Copies of the BPSA/PPA with the beneficiaries, if any	NA
7	Detailed note giving reasons of cost and time over run, if applicable.	**NA**
	List of supporting documents to be submitted:	
	a. Detailed Project Report	
	b. CPM Analysis	
	c. PERT Chart and Bar Chart	
	d. Justification for cost and time Overrun	
8	Generating Company shall submit copy of Cost Audit Report along with cost accounting records, cost details, statements, schedules etc. for the Generating Unit wise /stage wise/Station wise/ and subsequently consolidated at Company level as submitted to the Govt. of India for first two years i.e. 2019-20 and 2020-21 at the time of mid-term true-up in 2021-22 and for balance period of tariff period 2019-24 at the time of final true-up in 2024-25. In case of initial tariff filing the latest available Cost Audit Report should be furnished.	NA
9	Any other relevant information, (Please specify)	NA
10	Reconciliation with Balance sheet of any actual additional capitalization and amongst stages of a generating station	NA
11	BBMB is maintaining the records as per the relevant applicable Acts. Formats specified herein may not be suitable to the available information with BBMB. BBMB may modify the formats suitably as per available information to them for submission of required information for tariff purpose.	NA

PETITION
FOR REVISION OF TARIFF AFTER TRUE UP
of
GADARWARA STPS (2x800 MW)
for the period
from 01.03.2021 (U#2 COD)
to 31.03.2024

Summary of Tariff						PART-I FORM- 1 Amount in Rs lakh		
Name of the Petitioner		NTPC Limited						
Name of the generating Station		Gadarwara STPS (2x800 MW)						
Place (Region/District/ State)		Western Region/Narsinghpur District/Madhya Pradesh						
S. No.	Particulars	Unit	Existing 2018-19	2020-21 (01.03.2021-31.03.2021)	2021-22	2022-23	2023-24	
1	2	3	4	7	8	9	10	
1.1	Depreciation	Rs Lakh	N.A.	64,530.05	65,064.23	65,960.69	67,063.06	
1.2	Interest on Loan	Rs Lakh		49,193.15	47,188.54	46,518.13	44,887.88	
1.3	Return on Equity	Rs Lakh		72,662.08	73,175.83	74,332.43	75,423.85	
1.4	Interest on Working Capital	Rs Lakh		12,637.80	11,978.84	13,331.05	19,426.60	
1.5	O&M Expenses	Rs Lakh		34126.00	34915.48	51248.96	61015.19	
	Total	**Rs Lakh**		**233149.08**	**232322.92**	**251391.26**	**267816.57**	
2.1	Landed Fuel Cost of coal	Rs/Ton		3554.97	3609.52	4504.39	5952.27	
	(%) of Fuel Quantity	(%)	100					
2.2	Landed Fuel Cost Imported Coal as per FSA approved by beneficiaries		NA					
	(%) of Fuel Quantity							
2.3	Landed Fuel Cost (coal/gas /RLNG/liquid) other than FSA	Rs/Ton	NA					
	(%) of Fuel Quantity	(%)						
2.4	Landed Fuel Cost Imported Coal other than FSA.		NA					
	(%) of Fuel Quantity							
2.5	Secondary fuel oil cost	Rs/Unit		0.02371	0.02298	0.03353	0.04954	
	Energy Charge Rate ex-bus (Paise/kWh) 2A, 2B, 2C, 2D	Rs/Unit		2.540	2.598	3.004	4.158	

(Petitioner)

Name of the Petitioner : NTPC Limited Name of the Generating Station: Gadarwara STPS(2x800 MW)				PART-I FORM-1(I) (Amount in Rs Lakh)	
Statement showing claimed capital cost – (A+B)					
S. No.	Particulars	2020-21 (01.03.2021-31.03.2021)	2021-22	2022-23	2023-24
1	2	5	6	7	8
1	Opening Capital Cost	12,88,773.18	12,90,365.64	13,07,008.73	13,31,419.04
2	Add: Addition during the year/period	331.94	11,955.94	22,049.79	12,065.28
3	Less: De-capitalisation during the year/period	-29.56	-716.60	-455.74	-394.60
4	Less: Reversal during the year / period	-	-	-	-
5	Add: Discharges during the year/ period	1,290.38	5,403.75	2,816.26	2,659.12
6	Closing Capital Cost	12,90,365.64	13,07,008.73	13,31,419.04	13,45,748.84
7	Average Capital Cost	12,89,569.41	12,98,687.18	13,19,213.88	13,38,583.94
Statement showing claimed capital cost eligible for RoE at normal rate (A)					
S. No.	Particulars	2020-21 (01.03.2021-31.03.2021)	2021-22	2022-23	2023-24
1	2	5	6	7	8
	Capital Cost as on COD of Unit-I/U-II	12,68,206.04	12,90,365.64	13,07,008.73	13,31,419.04
	Notional IDC	6,152.97	0.00	0.00	0.00
	Short Term FERV				
	Loan FERV transferred to P&L(incl short term FERV)	14,414.17	0.00	0.00	0.00
	Unamortized bond issue expense				
1	Opening Capital Cost	12,88,773.18	12,90,365.64	13,07,008.73	13,31,419.04
2	Add: Addition during the year / period	331.94	11,955.94	22,049.79	12,065.28
3	Less: De-capitalisation during the year / period	-29.56	-716.60	-455.74	-394.60
4	Less: Reversal during the year / period	-	-	-	-
5	Add: Discharges during the year / period	1,290.38	5,403.75	2,816.26	2,659.12
6	Closing Capital Cost	12,90,365.64	13,07,008.73	13,31,419.04	13,45,748.84
7	Average Capital Cost	12,89,569.41	12,98,687.18	13,19,213.88	13,38,583.94
Statement showing claimed capital cost eligible for RoE at weighted average rate of interest on actual loan portfolio (B)					
S. No.	Particulars	2020-21 (01.03.2021-31.03.2021)	2021-22	2022-23	2023-24
1	2	5	6	7	8
1	Opening Capital Cost				
2	Add: Addition during the year / period				
3	Less: De-capitalisation during the year / period				
4	Less: Reversal during the year / period				
5	Add: Discharges during the year / period				
6	Closing Capital Cost				
7	Average Capital Cost				

Name of the Petitioner : **NTPC Limited**
Name of the Generating Station: **Gadarwara STPS(2x800 MW)**

PART-I

FORM-1(IIA)

(Amount in Rs Lakh)

Statement showing Return on Equity at Normal Rate:

Sr	Particulars	2020-21 (01.03.2021-31.03.2021)	2021-22	2022-23	2023-24
1	**2**	**5**	**6**	**7**	**8**
	Return on Equity				
1	Gross Opening Equity (Normal)	3,86,631.96	3,87,109.69	3,92,102.62	3,99,425.71
2	Less: Adjustment in Opening Equity				
3	Adjustment during the year				
4	Net Opening Equity (Normal)	3,86,631.96	3,87,109.69	3,92,102.62	3,99,425.71
5	Add: Increase in equity due to addition during the year / period	99.58	3,586.78	6,614.94	3,619.58
7	Less: Decrease due to De-capitalisation during the year / period	-8.96	-214.98	-136.72	-118.38
8	Less: Decrease due to reversal during the year / period	-	-	-	-
9	Add: Increase due to discharges during the year / period	387.11	1,621.13	844.88	797.74
10	Net closing Equity (Normal)	3,87,109.69	3,92,102.62	3,99,425.71	4,03,724.65
11	Average Equity (Normal)	3,86,870.82	3,89,606.15	3,95,764.17	4,01,575.18
12	Rate of ROE	18.782%	18.782%	18.782%	18.782%
13	Total ROE	72,662.08	73,175.83	74,332.43	75,423.85

(Petitioner)

Name of the Petitioner : NTPC Limited Name of the Generating Station: Gadarwara STPS(2x800 MW)	PART 1 FORM-1(IIB)

Statement showing Return on Equity at Normal Rate:

Sr	Particulars	2020-21 (01.03.2021-31.03.2021)	2022-23	2023-24	2023-24
1	2	5	6	7	8
	Return on Equity (beyond the original scope of work excluding additional capitalization due to Change in Law)				
1	Gross Opening Equity (Normal)	NA			
2	Less: Adjustment in Opening Equity				
3	Adjustment during the year				
4	Net Opening Equity (Normal)				
5	Add: Increase in equity due to addition during the year / period				
7	Less: Decrease due to De-capitalisation during the year / period				
8	Less: Decrease due to reversal during the year / period				
9	Add: Increase due to discharges during the year / period				
10	Net closing Equity (Normal)				
11	Average Equity (Normal)				
12	Rate of ROE				
13	Total ROE				

(Petitioner)

PART-I
FORM-2

Plant Characteristics

Name of the Petitioner	NTPC Ltd.	
Name of the Generating Station	Gadarwara STPS (2x800 MW)	
Unit(s)/Block(s)/Parameters	**Unit-I**	**Unit-II**
Installed Capacity (MW)	800	800
Schedule COD as per Investment Approval	21.07.2017	21.01.2018
Actual COD /Date of Taken Over (as applicable)	01.06.2019	01.03.2021
Pit Head or Non Pit Head	Non Pit Head	Non Pit Head
Name of the Boiler Manufacture	BHEL / ALSTOM POWER INC. USA	
Name of Turbine Generator Manufacture	BHEL/SIEMENS AG	
Main Steams Pressure at Turbine inlet (kg/Cm^2) abs[1].	247	247
Main Steam Temperature at Turbine inlet (^{0}C) [1]	565	565
Reheat Steam Pressure at Turbine inlet (kg/Cm^2) [1]	54.9	54.9
Reheat Steam Temperature at Turbine inlet (^{0}C) [1]	593	593
Main Steam flow at Turbine inlet under MCR condition (tons /hr)[2]	2335.08	2335.08
Main Steam flow at Turbine inlet under VWO condition (tons /hr)[2]	2517.71	2517.71
Unit Gross electrical output under MCR /Rated condition (MW)[2]	800	800
Unit Gross electrical output under VWO condition (MW)[2]	849.44	849.44
Guaranteed Design Gross Turbine Cycle Heat Rate (kCal/kWh)3	1832	1832
Conditions on which design turbine cycle heat rate guaranteed(kcal/kwhr)		
% MCR	100	100
% Makeup Water Consumption	0	0
Design Capacity of Make up Water System(% of throttle steam flow)	3%	3%
Design Capacity of Inlet Cooling System		
Design Cooling Water Temperature (^{0}C)	33	33
Back Pressure(Average condenser pressure in mmHg(A))	77	77
Steam flow at super heater outlet under BMCR condition (tons/hr)	2570	2570
Steam Pressure at super heater outlet under BMCR condition) (**kg/Cm^2**)	257	257
Steam Temperature at super heater outlet under BMCR condition (^{0}C)	568	568
Steam Temperature at Reheater outlet at BMCR condition (^{0}C)	596	596
Design / Guaranteed Boiler Efficiency (%)[4]	85.01%	
Design Fuel with and without Blending of domestic/imported coal		
(GCV) Domestic Design coal	3200 kcal/kg	3200 kcal/kg
Blended Coal (Domestic Design 70%+ Imported 30%)	4190 kcal/kg	4190 kcal/kg
Type of Cooling Tower	IDCT	
Type of cooling system[5]	Open Recirculating type Cooling water system	
Type of Boiler Feed Pump[6]	2X50%TDBFP & 2X30% MDBFP	2X50%TDBFP & 2X30% MDBFP
Fuel Details[7]		
-Primary Fuel	Coal	Coal
-Secondary Fuel	LDO	LDO
-Alternate Fuels	-	-
Types of SOX control system	ECS is under implementation	
Types of NOX control system		
Details of SPM control system	ESP	
Special Features/Site Specific Features[8]		
Special Technological Features[9]		
Environmental Regulation related features[10]	1.ESP is provided 2.FGD under implementation	1.ESP is provided 2.FGD under implementation
Any other special features		

1: At Turbine MCR condition.
2: with 0% (Nil) make up and design Cooling water temperature
3: at TMCR output based on gross generation, 0% (Nil) makeup and design Cooling water temperature.
4: With Performance coal based on Higher Heating Value (HHV) of fuel and at BMCR) out put
5: Closed circuit cooling, once through cooling, sea cooling, natural draft cooling, induced draft cooling etc.
6: Motor driven, Steam turbine driven etc.
7: Coal or natural gas or Naptha or lignite etc.
8: Any site specific feature such as Merry-Go-Round, Vicinity to sea, Intake /makeup water systems etc. scrubbers etc. Specify all such features
9: Any Special Technological feature like Advanced class FA technology in Gas Turbines, etc.
10: Environmental Regulation related features like FGD, ESP etc.

Note 1: In case of deviation from specified conditions in Regulation, correction curve of manufacturer may also be submitted.
Note 2: Heat Balance Diagram has to be submitted along with above information in case of new stations.
Note 3: The Terms – MCR, BMCR, HHV, Performance coal, are as defined in CEA Technical Standards for Construction of Electric Plants and Electric Lines Regulations – 2010 notified by the Central Electricity Authority.

Petitioner

Normative parameters considered for tariff computations

PART 1
FORM-3

Name of the Petitioner: **NTPC Limited**
Name of the Generating Station: **Gadarwara STPS(2x800 MW)**

(Year Ending March)

Particulars	Unit	Existing 2018-19	2020-21 (COD-01.03.2021-31.03.2021)	2021-22	2022-23	2023-24
1	2	3	4	5	6	7
Base Rate of Return on Equity	%		15.50%	15.50%	15.50%	15.50%
Base Rate of Return on Equity on Add. Capitalization*	%		15.50%	15.50%	15.50%	15.50%
Effective Tax Rate [4]	%		17.4720%	17.4720%	17.4720%	17.4720%
Target Availability	%		85.00%	85.00%	85.00%	85.00%
In High Demand Season	%		85.00%	85.00%	85.00%	85.00%
Peak Hours	%		85.00%	85.00%	85.00%	85.00%
Off-Peak Hours	%		85.00%	85.00%	85.00%	85.00%
In Low Demand Season(Off-Peak)	%		85.00%	85.00%	85.00%	85.00%
Peak Hours	%		85.00%	85.00%	85.00%	85.00%
Off-Peak Hours	%		85.00%	85.00%	85.00%	85.00%
Auxiliary Energy Consumption	%		6.25	6.25	6.25	6.25
Gross Station Heat Rate	kCal/kWh	NA	2,262.79	2,262.79	2,262.79	2,262.79
Specific Fuel Oil Consumption	ml/kWh		0.5	0.5	0.5	0.5
Cost of Coal/Lignite for WC[1]	in days		50	50	50	50
Cost of Main Secondary Fuel Oil for WC[1]	in Months		2	2	2	2
Fuel Cost for WC[2]	in Months					
Liquid Fuel Stock for WC[2]	in Months					
O&M Expenses	Rs lakh / MW		18.87	19.54	20.22	20.93
Maintenance Spares for WC	% of O&M		20%	20%	20%	20%
Receivables for WC	in days		45	45	45	45
Storage capacity of Primary fuel	MT		500000	500000	500000	500000
SBI 1 Year MCLR plus 350 basis point[3]	%		11.25	10.50	10.50	12.00
Blending ratio of domestic coal/imported coal			NA	NA	NA	NA

Petitioner

FORM-3A
ADDITIONAL FORM

Calculation of O&M Expenses

Name of the Company : NTPC Ltd.
Name of the Power Station : Gadarwara STPS(2x800 MW)

Rs. in Lakh

S.No.	Particulars	2020-21 (COD-01.03.2021-31.03.2021)	2021-22	2022-23	2023-24
1	**O&M expenses under Reg.35(1)**				
1a	Normative	30192.00	31264.00	32352.00	33488.00
1b	O&M expenses-FGD*				
2	**O&M expenses under Reg.35(1)(6)**				
2a	Water Charges	1528.00	1339.97	1607.48	1693.74
2b	Security expenses	2406.00	2183.32	2547.27	2754.59
2c	Capital Spares#				
2d	O&M expenses-Ash Transportation**		128.19	14742.20	23078.86
3	**Total O&M Expenses**	**34126.00**	**34915.48**	**51248.96**	**61015.19**

Note: The actual expenses incurred for water charges and security expenses are annualized for the year 2019-20 and 2020-21.

*FGD is Currently under implementation.

**The Hon'ble CERC has already decided the ash transportation expense for 2019-22 period vide its order dated 28.11.2022 in petition 205/MP/2021. Accordingly Rs 128.19 lakh for 2021-22 has been decided and is final.

*** Ash Transportation expenses claimed for FY 22-23 and FY 23-24 are after adjustment of ash sales revenue from ash transportation expenses incurred. Further, provisional billing of **Rs 13267.98 lakh in FY 22-23 and Rs 20770.97 lakh in FY 23-24** (@ 90% of expenditure), has been done to the beneficiaries.

Petitioner

FORM-3B
ADDITIONAL FORM

Statement of Ash Transportation Expenses

Name of the Company : **NTPC**
Name of the Power Station : **Gadarwara**

Rs. in Lakh

S.No.	Particulars	2020-21 (COD-01.03.2021-31.03.2021)	2021-22	2022-23	2023-24
1	Total Ash Transportation Charges Incurred	0.00	136.26	14754.95	23081.31
2	Income from sale of Ash	0.00	8.07	12.75	2.46
3	Net Ash Transportation Charges	0.00	128.19	14742.20	23078.86
4	Annualised Net Ash Transportation Charges		**128.19**	**14742.20**	**23078.86**

Note: Ash transportation charges for 2021-22 has already been decided by Hon'ble Commission vide its order dated 28.10.2022 in petition no 205/MP/2021 and is final.

Petitioner

Form-4

DETAILS OF FOREIGN LOANS

(Details only in respect of loans applicable to the project under petition)

Name of the company: **NTPC LIMITED**

Name of the Power station

Exchange Rate as on	31-03-2019	USD = Rs.	69.77	EUR = Rs.	78.84	JPY = Rs.	0.6343
Exchange Rate as on	31-03-2020	USD = Rs.	76.06	EUR = Rs.	84.43	JPY = Rs.	0.7069
Exchange Rate as on	31-03-2021	USD = Rs.	74.06	EUR = Rs.	87.28	JPY = Rs.	0.6730
Exchange Rate as on	31-03-2022	USD = Rs.	76.33	EUR = Rs.	85.76	JPY = Rs.	0.6280
Exchange Rate as on	31-03-2023	USD = Rs.	82.74	EUR = Rs.	90.87	JPY = Rs.	0.6263
Exchange Rate as on	31-03-2024	USD = Rs.	83.95	EUR = Rs.	91.51	JPY = Rs.	0.5576

Project : Gadarwara

21.72% (Amount in Lacs)

	Financial Year (Starting from COD)	2019-20 (01.04.2019 to 31.03.2020)			
	1	1	2	3	4
	SBI, New York	Date	Amount (FC)	Ex. Rate	Amount (INR)
A.	Currency 1 USD	15-11-2018			
1.	At the date of drawl	01-04-2019	542.96	69.77	37,882.11
	Loan repayment upto previous period				
	Net loan at the Beginning of the period	01-04-2019	542.96	69.77	37,882.11
2.	Schedule repayment date of principal				
3.	Scheduled payment date of interest	15-05-2019	11.62	70.21	815.59
4.	Witholding tax including surcharge on interest	15-05-2019	0.07	69.02	4.63
	Scheduled payment date of interest	29-07-2019	4.51	69.00	311.23
	Witholding tax including surcharge on interest	29-07-2019	0.0261	68.60	1.79
5.	Schedule repayment date of principal	29-07-2019	271.48	69.00	18,731.75
6.	Scheduled payment date of interest	29-01-2020	4.96	71.42	354.52
7.	Witholding tax including surcharge on interest	29-01-2020	0.0297	71.05	2.04
	Schedule repayment date of principal	29-01-2020	271.48	71.42	19,388.73
	ERV	31-03-2020			238.36
	At the end of Financial year	31-03-2020	-	**0.00**	-

7.78% (Amount in Lacs) (Amount in Lacs)

	Financial Year (Starting from COD)	2019-20 (01.04.2019 to 31.03.2020)				2020-21 (01.04.2020 to 31.03.2021)			
	1	1	2	3	4	1	2	3	4
	4.375% Eurobonds 2024	Date	Amount (FC)	Ex. Rate	Amount (INR)	Date	Amount (FC)	Ex. Rate	Amount (INR)
A.	Currency 1 USD	26-11-2018							
1.	At the date of drawl	01-04-2019	389.16	69.77	27,151.39	01-04-2020	389.16	76.06	29,599.18
	Loan repayment upto previous period								
	Net loan at the Beginning of the period	01-04-2019	389.16	69.77	27,151.39	01-04-2020	389.16	76.06	29,599.18
2.	Schedule repayment date of principal								-
3.	Scheduled payment date of interest	26-05-2019	8.51	69.73	593.52	26-05-2020	8.51	75.70	644.43
4.	Witholding tax including surcharge on interest	26-05-2019	0.49	68.83	33.84	26-05-2020	0.49	75.10	36.92
5.	Schedule repayment date of principal								-
6.	Scheduled payment date of interest	26-11-2019	8.51	71.80	611.22	26-11-2020	8.51	74.18	631.45
7.	Witholding tax including surcharge on interest	26-11-2019	0.49	71.45	35.13	26-11-2020	0.49	73.78	36.26
	ERV	31-03-2020			2,447.79	31-03-2021			776.31
	At the end of Financial year	31-03-2020	**389.16**	**76.06**	**29,599.18**	31-03-2021	**389.16**	**74.06**	**28,820.87**

1.20% (Amount in Lacs) (Amount in Lacs)

	Financial Year (Starting from COD)	2019-20 (01.04.2019 to 31.03.2020)				2020-21 (01.04.2020 to 31.03.2021)			
	1	1	2	3	4	1	2	3	4
	Mizuho II A	Date	Amount (FC)	Ex. Rate	Amount (INR)	Date	Amount (FC)	Ex. Rate	Amount (INR)
A.	Currency 1 USD	15-01-2019							
1.	At the date of drawl	16-09-2017	6.02	69.77	420.24	01-04-2020	6.02	76.06	458.13
	Loan repayment upto previous period		-				1.51	76.06	114.53
	Net loan at the Beginning of the period	01-04-2019	6.02	69.77	420.24	01-04-2020	4.52	76.06	343.59
2.	Schedule repayment date of principal					28-09-2020	1.51	73.89	111.26
3.	Scheduled payment date of interest	15-07-2019	0.12	68.33	8.51	28-09-2020	0.05	73.89	3.85
4.	Witholding tax including surcharge on interest	15-07-2019	0.01	68.30	0.49	28-09-2020	0.00	73.45	0.22
5.	Schedule repayment date of principal					26-03-2021	1.51	72.60	109.32
6.	Scheduled payment date of interest	15-01-2020	0.11	70.78	7.54	26-03-2021	0.02	72.60	1.66
7.	Witholding tax including surcharge on interest	15-01-2020	0.01	70.45	0.43	26-03-2021	0.00	72.14	0.10
	Schedule repayment date of principal	26-03-2020	1.51	75.98	114.40				
	Scheduled payment date of interest	26-03-2020	0.036	75.98	2.76				
	Witholding tax including surcharge on interest	26-03-2020	0.002	75.65	0.16				
	ERV	31-03-2020			37.76	31-03-2021			11.50
	At the end of Financial year	31-03-2020	**4.52**	**76.06**	**343.59**	31-03-2021	**1.51**	**74.06**	**111.52**

13.75% (Amount in Lacs) (Amount in Lacs)

	Financial Year (Starting from COD)	2019-20 (01.04.2019 to 31.03.2020)				2020-21 (01.04.2020 to 31.03.2021)			
	1	1	2	3	4	1	2	3	4
	Mizuho II B	Date	Amount (FC)	Ex. Rate	Amount (INR)	Date	Amount (FC)	Ex. Rate	Amount (INR)
A.	Currency 1 USD	15-01-2019							
1.	At the date of drawl	01-04-2019	274.99	69.77	19,186.23	01-04-2020	274.99	76.06	20,915.94
	Loan repayment upto previous period		-				68.75	76.06	5,229.98
	Net loan at the Beginning of the period	01-04-2019	274.99	69.77	19,186.23	01-04-2020	206.24	76.06	15,686.95
2.	Schedule repayment date of principal					28-09-2020	68.75	73.89	5,079.46
3.	Scheduled payment date of interest	15-07-2019	5.66	68.33	388.74	28-09-2020	2.38	73.89	175.74
4.	Witholding tax including surcharge on interest	15-07-2019	0.33	68.30	22.44	28-09-2020	0.14	73.45	10.09
5.	Schedule repayment date of principal					26-03-2021	68.75	72.60	4,991.12
6.	Scheduled payment date of interest	15-01-2020	4.87	70.78	344.47	26-03-2021	1.04	72.60	75.62
7.	Witholding tax including surcharge on interest	15-01-2020	0.28	70.45	19.60	26-03-2021	0.06	72.14	4.34
	Schedule repayment date of principal	26-03-2020	68.75	75.98	5,223.14				
	Scheduled payment date of interest	26-03-2020	1.658	75.98	125.97				
	Witholding tax including surcharge on interest	26-03-2020	0.096	75.65	7.24				
	ERV	31-03-2020			1,723.66	31-03-2021			524.89
	At the end of Financial year	31-03-2020	**206.24**	**76.06**	**15,686.95**	31-03-2021	**68.75**	**74.06**	**5,091.49**

15.18% (Amount in Lacs) (Amount in Lacs)

	Financial Year (Starting from COD)	2019-20 (01.04.2019 to 31.03.2020)				2020-21 (01.04.2020 to 31.03.2021)			
	1	1	2	3	4	1	2	3	4
	4.25% Eurobonds 2026	Date	Amount (FC)	Ex. Rate	Amount (INR)	Date	Amount (FC)	Ex. Rate	Amount (INR)
A.	Currency 1 USD	26-02-2015							
1.	At the date of drawl	01-04-2019	757.89	69.77	52,877.98	01-04-2020	757.89	76.06	57,645.11
	Loan repayment upto previous period								
	Net loan at the Beginning of the period	01-04-2019	757.89	69.77	52,877.98	01-04-2020	757.89	76.06	57,645.11
2.	Schedule repayment date of principal								
3.	Scheduled payment date of interest	26-08-2019	16.11	71.57	1,152.69	26-08-2020	16.11	74.92	1,206.61
4.	Witholding tax including surcharge on interest	26-08-2019	0.93	70.65	65.71	26-08-2020	0.93	74.67	69.45
5.	Schedule repayment date of principal								
6.	Scheduled payment date of interest	26-02-2020	16.11	71.63	1,153.64	26-02-2021	16.11	72.38	1,165.76
7.	Witholding tax including surcharge on interest	26-02-2020	0.93	71.35	66.36	26-02-2021	0.93	72.00	66.97
	ERV	31-03-2020			4,767.13	31-03-2021			1,515.78
	At the end of Financial year	31-03-2020	757.89	76.06	57,645.11	31-03-2021	757.89	74.06	56,129.33

16.41% (Amount in Lacs) (Amount in Lacs)

	Financial Year (Starting from COD)	2019-20 (01.04.2019 to 31.03.2020)				2020-21 (01.04.2020 to 31.03.2021)			
	1	1	2	3	4	1	2	3	4
	2.75% Fixed Rate Notes due 2027	Date	Amount (FC)	Ex. Rate	Amount (INR)	Date	Amount (FC)	Ex. Rate	Amount (INR)
A.	Currency 1 EURO	01-02-2019							
1.	At the date of drawl	01-04-2019	520.40	78.84	41,028.10	01-04-2020	520.40	84.43	43,937.12
	Loan repayment upto previous period								
	Net loan at the Beginning of the period	01-04-2019	520.40	78.84	41,028.10	01-04-2020	520.40	84.43	43,937.12
2.	Schedule repayment date of principal						-		-
3.	Scheduled payment date of interest						-		-
4.	Witholding tax including surcharge on interest						-		-
5.	Schedule repayment date of principal								
6.	Scheduled payment date of interest	01-02-2020	14.31	78.42	1,122.23	01-02-2021	14.31	88.60	1,267.94
7.	Witholding tax including surcharge on interest	01-02-2020	0.83	77.36	63.94	01-02-2021	0.83	86.66	71.62
	ERV	31-03-2020			2,909.02	31-03-2021			1,483.13
	At the end of Financial year	31-03-2020	520.40	84.43	43,937.12	31-03-2021	520.40	87.28	45,420.25

10.41% (Amount in Lacs) (Amount in Lacs)

	Financial Year (Starting from COD)	2019-20 (01.04.2019 to 31.03.2020)				2020-21 (01.04.2020 to 31.03.2021)			
	1	1	2	3	4	1	2	3	4
	7.25% Fixed Rate Notes due 2022 (Masala Bo	Date	Amount (FC)	Ex. Rate	Amount (INR)	Date	Amount (FC)	Ex. Rate	Amount (INR)
A.	Currency 1 INR	03-05-2018							
1.	At the date of drawl	18-09-2017	20,815.88	1.00	20,815.88	01-04-2020	20,815.88	1.00	20,815.88
	Loan repayment upto previous period								
	Net loan at the Beginning of the period	01-04-2019	20,815.88	1.00	20,815.88	01-04-2020	20,815.88	1.00	20,815.88
2.	Prepayment of Principal								
	Prepayment of interest								
3.	Scheduled payment date of interest	03-05-2019	1,501.92	1.00	1,501.92	03-05-2020	1,509.35	1.00	1,509.35
4.	Witholding tax including surcharge on interest	03-05-2019	86.88	1.00	86.88	03-05-2020	87.05	1.00	87.05
5.	Schedule repayment date of principal					22-12-2020	958	1.00	957.53
6.	Scheduled payment date of interest				-	22-12-2020	66.70	1.00	66.70
7.	Witholding tax including surcharge on interest				-	05-01-2021	3.78	1.00	3.78
	At the end of Financial year	31-03-2020	20,815.88	1.00	20,815.88	31-03-2021	19,858.35	1.00	19,858.35

5.41% 5.45%

8.15% (Amount in Lacs) (Amount in Lacs)

Financial Year (Starting from COD)	2019-20 (01.04.2019 to 31.03.2020)				2020-21 (01.04.2020 to 31.03.2021)			
1	1	2	3	4	1	2	3	4
JPY Equ. 350Million A	Date	Amount (FC)	Ex. Rate	Amount (INR)	Date	Amount (FC)	Ex. Rate	Amount (INR)
Currency 1 JPY	12-10-2016							
At the date of drawl	01-04-2019	18,367	0.63	11,649.92	01-04-2020	18,366.57	0.71	12,983.33
Loan repayment upto previous period								
Net loan at the Beginning of the period	01-04-2019	18,366.57	0.63	11,649.92	01-04-2020	18,366.57	0.71	12,983.33
Schedule repayment date of principal								
Scheduled payment date of interest	12-04-2019	89.06	0.62	55.45	13-04-2020	89.66	0.70	62.79
Witholding tax including surcharge on interest	12-04-2019	5.14	0.62	3.17	13-04-2020	5.18	0.68	3.54
Schedule repayment date of principal								
Scheduled payment date of interest	11-10-2019	88.86	0.66	58.97	12-10-2020	90.45	0.69	62.83
Witholding tax including surcharge on interest	11-10-2019	5.13	0.66	3.37	12-10-2020	5.22	0.69	3.59
ERV	31-03-2020			1,333.41	31-03-2021			822.83
At the end of Financial year	31-03-2020	18,366.57	0.71	12,983.33	31-03-2021	18,366.57	0.67	12,360.70

5.12% (Amount in Lacs) (Amount in Lacs)

Financial Year (Starting from COD)	2019-20 (01.04.2019 to 31.03.2020)				2020-21 (01.04.2020 to 31.03.2021)			
1	1	2	3	4	1	2	3	4
JPY Equ. 350Million B	Date	Amount (FC)	Ex. Rate	Amount (INR)	Date	Amount (FC)	Ex. Rate	Amount (INR)
Currency 1 JPY	12-10-2016							
At the date of drawl	01-04-2019	8,643	0.63	5,482.05	01-04-2020	8,642.68	0.71	6,109.51
Loan repayment upto previous period								
Net loan at the Beginning of the period	01-04-2019	8,642.68	0.63	5,482.05	01-04-2020	8,642.68	0.71	6,109.51
Schedule repayment date of principal								
Scheduled payment date of interest	12-04-2019	41.90	0.62	26.09	13-04-2020	42.18	0.70	29.55
Witholding tax including surcharge on interest	12-04-2019	2.42	0.62	1.49	13-04-2020	2.44	0.68	1.67
Schedule repayment date of principal								
Scheduled payment date of interest	11-10-2019	41.81	0.66	27.75	12-10-2020	42.56	0.69	29.57
Witholding tax including surcharge on interest	11-10-2019	2.41	0.66	1.59	12-10-2020	2.46	0.69	1.69
ERV	31-03-2020			627.46	31-03-2021			292.95
At the end of Financial year	31-03-2020	8,642.68	0.71	6,109.51	31-03-2021	8,642.68	0.67	5,815.52

9.24% (Amount in Lacs) (Amount in Lacs)

Financial Year (Starting from COD)	2019-20 (01.04.2019 to 31.03.2020)				2020-21 (01.04.2020 to 31.03.2021)			
1	1	2	3	4	1	2	3	4
4.50% Eurobonds 2028	Date	Amount (FC)	Ex. Rate	Amount (INR)	Date	Amount (FC)	Ex. Rate	Amount (INR)
Currency 1 USD	19-03-2019							
At the date of drawl	01-04-2019	369.69	69.77	25,793.21	01-04-2020	369.69	76.06	28,118.56
Loan repayment upto previous period								
Net loan at the Beginning of the period	01-04-2019	369.69	69.77	25,793.21	01-04-2020	369.69	76.06	28,118.56
Schedule repayment date of principal								
Scheduled payment date of interest	19-09-2019	8.32	71.51	594.85	19-09-2020	8.32	73.74	613.33
Witholding tax including surcharge on interest	19-09-2019	0.48	70.95	34.08	19-09-2020	0.48	73.32	35.22
Schedule repayment date of principal								
Scheduled payment date of interest	19-03-2020	8.32	74.14	616.73	19-03-2021	8.32	72.45	602.83
Witholding tax including surcharge on interest	19-03-2020	0.48	73.70	35.40	19-03-2021	0.48	72.09	34.83
ERV	31-03-2020			2,325.34	31-03-2021			709.38
At the end of Financial year	31-03-2020	365.53	75.06	26,118.56	31-03-2021	365.53	74.06	27,379.18

9.04% (Amount in Lacs) (Amount in Lacs)

Financial Year (Starting from COD)	2019-20 (01.04.2019 to 31.03.2020)				2020-21 (01.04.2020 to 31.03.2021)			
1	1	2	3	4	1	2	3	4
JPY Equ. 300Million A	Date	Amount (FC)	Ex. Rate	Amount (INR)	Date	Amount (FC)	Ex. Rate	Amount (INR)
Currency 1 JPY	10-01-2015							
At the date of drawl	01-04-2019	14,724	0.63	9,339.62	01-04-2020	14,724.30	0.71	10,408.61
Loan repayment upto previous period								
Net loan at the Beginning of the period	01-04-2019	14,724.30	0.63	9,339.62	01-04-2020	14,724.30	0.71	10,408.61
Schedule repayment date of principal								
Scheduled payment date of interest	10-04-2019	37.55	0.62	23.44	13-07-2020	78.39	0.70	54.75
Witholding tax including surcharge on interest	10-04-2019	2.17	0.62	1.34	13-07-2020	4.52	0.69	3.12
Schedule repayment date of principal								
Scheduled payment date of interest	10-07-2019	37.96	0.63	24.05	13-01-2021	76.76	0.7053	54.14
Witholding tax including surcharge on interest	10-07-2019	2.19	0.62	1.37	13-01-2021	4.43	0.70	3.09
Schedule repayment date of principal								
Scheduled payment date of interest	10-01-2020	76.76	0.67	51.06				
Witholding tax including surcharge on interest	10-01-2020	4.43	0.66	2.91				
Schedule repayment date of principal								
Scheduled payment date of interest	10-01-2020	-	0.62	-				
Witholding tax including surcharge on interest	10-01-2020	-	0.62	-				
ERV	31-03-2020			1,068.98	31-03-2021			499.15
At the end of Financial year	31-03-2020	14,724.30	0.71	10,408.61	31-03-2021	14,724.30	0.67	9,909.45

		9.81%		(Amount in Lacs)				(Amount in Lacs)
Financial Year (Starting from COD)	2019-20 (01.04.2019 to 31.03.2020)				2020-21 (01.04.2020 to 31.03.2021)			
1	1	2	3	4	1	2	3	4
JPY Equ. 300Million B	Date	Amount (FC)	Ex. Rate	Amount (INR)	Date	Amount (FC)	Ex. Rate	Amount (INR)
Currency 1 JPY	14-02-2019							
At the date of draw	01-04-2019	15,922	0.63	10,099.56	01-04-2020	15,922.40	0.71	11,255.55
Loan repayment upto previous period								
Net loan at the Beginning of the period	01-04-2019	15,922.40	0.63	10,099.56	01-04-2020	15,922.40	0.71	11,255.55
Schedule repayment date of principal								
Scheduled payment date of interest	10-04-2019	24.81	0.62	15.49	13-07-2020	84.86	0.70	59.21
Witholding tax including surcharge on interest	10-04-2019	1.43	0.62	0.88	13-07-2020	4.89	0.69	3.37
Schedule repayment date of principal								
Scheduled payment date of interest	10-07-2019	41.05	0.63	26.01	13-01-2021	80.01	0.7053	56.55
Witholding tax including surcharge on interest	10-07-2019	2.37	0.62	1.48	13-01-2021	4.79	0.70	3.34
Schedule repayment date of principal								
Scheduled payment date of interest	10-01-2020	83.01	0.67	55.22				
Witholding tax including surcharge on interest	10-01-2030	4.79	0.66	3.15				
Schedule repayment date of principal								
Scheduled payment date of interest	10-01-2020	-	0.62	-				
Witholding tax including surcharge on interest	10-01-2020	-	0.62	-				
ERV	31-03-2020			1,155.97	31-03-2021			539.77
At the end of Financial year	31-03-2020	**15,922.40**	**0.71**	**11,255.55**	31-03-2021	**15,922.40**	**0.67**	**10,715.78**

		10.36%		(Amount in Lacs)				(Amount in Lacs)
Financial Year (Starting from COD)	2019-20 (01.04.2019 to 31.03.2020)				2020-21 (01.04.2020 to 31.03.2021)			
1	1	2	3	4	1	2	3	4
3.75% Eurobonds 2024 II	Date	Amount (FC)	Ex. Rate	Amount (INR)	Date	Amount (FC)	Ex. Rate	Amount (INR)
Currency 1 USD								
At the date of draw	02-04-2019	463.29	68.61	31,787.14		463.29	76.06	35,238.07
Loan repayment upto previous period		-		-				
Net loan at the Beginning of the period	02-04-2019	463.29	68.61	31,787.14	01-04-2020	463.29	76.06	35,238.07
Schedule repayment date of principal								-
Scheduled payment date of interest		-	68.61	-	02-04-2020	8.69	73.83	641.30
Witholding tax including surcharge on interest		-	68.61	-	02-04-2020	0.50	73.35	36.60
Schedule repayment date of principal								-
Scheduled payment date of interest	02-10-2019	8.69	70.91	615.97	02-10-2020	8.69	72.44	629.22
Witholding tax including surcharge on interest	02-10-2019	0.50	70.50	35.37	02-10-2020	0.50	72.13	36.19
ERV	31-03-2020			3,450.94	31-03-2021			926.59
At the end of Financial year	31-03-2030	**463.29**	**76.06**	**35,238.07**	31-03-2021	**463.29**	**74.06**	**34,311.49**

8.15% (Amount in Lacs) (Amount in Lacs)

Financial Year (Starting from COD)	2019-20 (01.04.2019 to 31.03.2020)				2020-21 (01.04.2020 to 31.03.2021)			
1	1	2	3	4	1	2	3	4
JPY Equ. 750Million Drawl I	Date	Amount (FC)	Ex. Rate	Amount (INR)	Date	Amount (FC)	Ex. Rate	Amount (INR)
Currency 1 JPY								
At the date of drawl	29-01-2020	15,184	0.65	9,940.16	01-04-2020	15,184.43	0.71	10,733.67
Loan repayment upto previous period								
Net loan at the Beginning of the period	29-01-2020	15,184.43	0.65	9,940.16	01-04-2020	15,184.43	0.71	10,733.67
Schedule repayment date of principal								
Scheduled payment date of interest		-	0.65	-	30-04-2020	33.18	0.71	23.65
Witholding tax including surcharge on interest		-	0.65	-	30-04-2020	1.00	0.69	0.70
Schedule repayment date of principal								
Scheduled payment date of interest		-	0.65	-	30-07-2020	33.82	0.71	23.94
Witholding tax including surcharge on interest		-	0.65	-	30-07-2020	1.08	0.70	0.75
Schedule repayment date of principal								
Scheduled payment date of interest		-	0.65	-	29-01-2021	66.00	0.70	46.37
Witholding tax including surcharge on interest		-	0.65	-	29-01-2021	2.17	0.69	1.50
Schedule repayment date of principal								
Scheduled payment date of interest								
Witholding tax including surcharge on interest								
ERV	31-03-2020			793.71	31-03-2021			- 514.75
At the end of Financial year	31-03-2020	15,184.43	0.71	10,733.87	31-03-2021	15,184.43	0.67	10,219.12

6.00% (Amount in Lacs) (Amount in Lacs)

Financial Year (Starting from COD)	2019-20 (01.04.2019 to 31.03.2020)				2020-21 (01.04.2020 to 31.03.2021)			
1	1	2	3	4	1	2	3	4
JPY Equ. 750Million Drawl II	Date	Amount (FC)	Ex. Rate	Amount (INR)	Date	Amount (FC)	Ex. Rate	Amount (INR)
Currency 1 JPY								
At the date of drawl				-	22-05-2020	6,443.28	0.70314	4,524.07
Loan repayment upto previous period								
Net loan at the Beginning of the period				-	22-05-2020	6,443.28	0.70	4,524.07
Schedule repayment date of principal								
Scheduled payment date of interest				-				-
Witholding tax including surcharge on interest				-				-
Schedule repayment date of principal								
Scheduled payment date of interest				-	30-07-2020	10.56	0.71	7.48
Witholding tax including surcharge on interest				-	30-07-2020	0.34	0.70	0.24
Schedule repayment date of principal								
Scheduled payment date of interest				-	29-01-2021	28.00	0.70	19.68
Witholding tax including surcharge on interest				-	29-01-2021	0.92	0.69	0.64
Schedule repayment date of principal								
Scheduled payment date of interest								
Witholding tax including surcharge on interest								
	31-03-2020			-	31-03-2021			- 187.74
At the end of Financial year	31-03-2020	-	0.71	-	31-03-2021	6,443.28	0.67	4,336.33

3.32% (Amount in Lacs) (Amount in Lacs)

Financial Year (Starting from COD)	2019-20 (01.04.2019 to 31.03.2020)				2020-21 (01.04.2020 to 31.03.2021)			
1	1	2	3	4	1	2	3	4
JPY Equ. 750Million Drawl III	Date	Amount (FC)	Ex. Rate	Amount (INR)	Date	Amount (FC)	Ex. Rate	Amount (INR)
Currency 1 JPY								
At the date of drawl				-	13-08-2020	3,506	0.70471	2,470.82
Loan repayment upto previous period								
Net loan at the Beginning of the period				-	13-08-2020	3,505.85	0.70	2,470.82
Schedule repayment date of principal								
Scheduled payment date of interest				-				-
Withholding tax including surcharge on interest				-				-
Schedule repayment date of principal								
Scheduled payment date of interest				-				-
Withholding tax including surcharge on interest				-				-
Schedule repayment date of principal								
Scheduled payment date of interest				-	29-01-2021	14.57	0.70	9.89
Withholding tax including surcharge on interest				-	29-01-2021	0.48	0.69	0.32
Schedule repayment date of principal								
Scheduled payment date of interest								
Withholding tax including surcharge on interest								
	31-03-2020			-	31-03-2021			- 111.38
At the end of Financial year	31-03-2020	-	0.71	-	31-03-2021	3,505.85	0.67	2,359.44

5.29% (Amount in Lacs) (Amount in Lacs)

Financial Year (Starting from COD)	2019-20 (01.04.2019 to 31.03.2020)				2020-21 (01.04.2020 to 31.03.2021)			
1	1	2	3	4	1	2	3	4
JPY Equ. 750Million Drawl IV	Date	Amount (FC)	Ex. Rate	Amount (INR)	Date	Amount (FC)	Ex. Rate	Amount (INR)
Currency 1 JPY								
At the date of drawl				-	08-10-2020	5,577	0.69539	3,868.14
Loan repayment upto previous period								
Net loan at the Beginning of the period				-	08-10-2020	5,577.25	0.69	3,868.14
Schedule repayment date of principal								
Scheduled payment date of interest				-				-
Withholding tax including surcharge on interest				-				-
Schedule repayment date of principal								
Scheduled payment date of interest				-				-
Withholding tax including surcharge on interest				-				-
Schedule repayment date of principal								
Scheduled payment date of interest				-	29-01-2021	14.57	0.70	10.82
Withholding tax including surcharge on interest				-	29-01-2021	0.48	0.69	0.34
Schedule repayment date of principal								
Scheduled payment date of interest								
Withholding tax including surcharge on interest								
	31-03-2020			-	31-03-2021			- 114.85
At the end of Financial year	31-03-2020	-	0.71	-	31-03-2021	5,577.25	0.67	3,753.49

8.23% (Amount in Lacs) (Amount in Lacs)

Financial Year (Starting from COD)	2019-20 (01.04.2019 to 31.03.2020)				2020-21 (01.04.2020 to 31.03.2021)			
1	1	2	3	4	1	2	3	4
JPY Equ. 750Million Drawl V	Date	Amount (FC)	Ex. Rate	Amount (INR)	Date	Amount (FC)	Ex. Rate	Amount (INR)
Currency 1 JPY								
At the date of drawl				-	27-11-2020	6,512	0.70767	4,610.46
Loan repayment upto previous period								
Net loan at the Beginning of the period				-	27-11-2020	6,512.20	0.71	4,610.46
Schedule repayment date of principal								
Scheduled payment date of interest				-				-
Withholding tax including surcharge on interest				-				-
Schedule repayment date of principal								
Scheduled payment date of interest				-				-
Withholding tax including surcharge on interest				-				-
Schedule repayment date of principal								
Scheduled payment date of interest				-	26-02-2021	14.67	0.69	9.65
Withholding tax including surcharge on interest				-				
Schedule repayment date of principal								
Scheduled payment date of interest								
Withholding tax including surcharge on interest								
	31-03-2020			-	31-03-2021			- 227.75
At the end of Financial year	31-03-2020	-	0.71	-	31-03-2021	6,512.20	0.67	4,382.71

11.76% (Amount in Lacs) (Amount in Lacs)

Financial Year (Starting from COD)	2019-20 (01.04.2019 to 31.03.2020)				2020-21 (01.04.2020 to 31.03.2021)			
1	1	2	3	4	1	2	3	4
JPY Equ. 750Million Drawl VI	Date	Amount (FC)	Ex. Rate	Amount (INR)	Date	Amount (FC)	Ex. Rate	Amount (INR)
Currency 1 JPY								
At the date of drawl				-	08-01-2021	15,155	0.68864	10,436.23
Loan repayment upto previous period								
Net loan at the Beginning of the period				-	08-01-2021	15,154.83	0.69	10,436.23
Schedule repayment date of principal								
Scheduled payment date of interest				-				-
Withholding tax including surcharge on interest				-				
Schedule repayment date of principal								
Scheduled payment date of interest				-				-
Withholding tax including surcharge on interest				-				
Schedule repayment date of principal								
Scheduled payment date of interest				-	29-01-2021	7.58	0.70	5.31
Withholding tax including surcharge on interest								
Schedule repayment date of principal								
Scheduled payment date of interest								
Withholding tax including surcharge on interest								
ERV	31-03-2020			-	31-03-2021			- 237.02
At the end of Financial year	31-03-2020	-	0.71	-	31-03-2021	15,154.83	0.67	10,155.20

8.19% (Amount in Lacs) (Amount in Lacs)

Financial Year (Starting from COD)	2019-20 (01.04.2019 to 31.03.2020)				2020-21 (01.04.2020 to 31.03.2021)			
1	1	2	3	4	1	2	3	4
Euro Loan I Drawl I	Date	Amount (FC)	Ex. Rate	Amount (INR)	Date	Amount (FC)	Ex. Rate	Amount (INR)
Currency 1 JPY								
At the date of drawl				-				
Loan repayment upto previous period								
Net loan at the Beginning of the period				-				
Schedule repayment date of principal								
Scheduled payment date of interest				-				
Witholding tax including surcharge on interest				-				
Schedule repayment date of principal								
Scheduled payment date of interest				-				
Witholding tax including surcharge on interest				-				
Schedule repayment date of principal								
Scheduled payment date of interest				-				
Witholding tax including surcharge on interest				-				
At the end of Financial year			0.00	-				

4.67% (Amount in Lacs) (Amount in Lacs)

Financial Year (Starting from COD)	2019-20 (01.04.2019 to 31.03.2020)				2020-21 (01.04.2020 to 31.03.2021)			
1	1	2	3	4	1	2	3	4
Euro Loan I Drawl II	Date	Amount (FC)	Ex. Rate	Amount (INR)	Date	Amount (FC)	Ex. Rate	Amount (INR)
Currency 1 JPY								
At the date of drawl				-				
Loan repayment upto previous period								
Net loan at the Beginning of the period				-				
Schedule repayment date of principal								
Scheduled payment date of interest				-				
Witholding tax including surcharge on interest				-				
Schedule repayment date of principal								
Scheduled payment date of interest				-				
Witholding tax including surcharge on interest				-				
Schedule repayment date of principal								
Scheduled payment date of interest				-				
Witholding tax including surcharge on interest				-				
At the end of Financial year			0.00	-				

2.50% (Amount in Lacs) (Amount in Lacs)

Financial Year (Starting from COD)	2019-20 (01.04.2019 to 31.03.2020)				2020-21 (01.04.2020 to 31.03.2021)			
1	1	2	3	4	1	2	3	4
Euro Loan I Drawl III	Date	Amount (FC)	Ex. Rate	Amount (INR)	Date	Amount (FC)	Ex. Rate	Amount (INR)
Currency 1 JPY								
At the date of drawl				-				
Loan repayment upto previous period								
Net loan at the Beginning of the period				-				
Schedule repayment date of principal								
Scheduled payment date of interest				-				
Withholding tax including surcharge on interest				-				
Schedule repayment date of principal								
Scheduled payment date of interest				-				
Withholding tax including surcharge on interest				-				
Schedule repayment date of principal								
Scheduled payment date of interest				-				
Withholding tax including surcharge on interest				-				
At the end of Financial year			0.00	-				

5.12% (Amount in Lacs) (Amount in Lacs)

Financial Year (Starting from COD)	2019-20 (01.04.2019 to 31.03.2020)				2020-21 (01.04.2020 to 31.03.2021)			
1	1	2	3	4	1	2	3	4
USD 750M Drawl I	Date	Amount (FC)	Ex. Rate	Amount (INR)	Date	Amount (FC)	Ex. Rate	Amount (INR)
Currency 1 JPY								
At the date of drawl				-				
Loan repayment upto previous period								
Net loan at the Beginning of the period				-				
Schedule repayment date of principal								
Scheduled payment date of interest				-				
Withholding tax including surcharge on interest				-				
Schedule repayment date of principal								
Scheduled payment date of interest				-				
Withholding tax including surcharge on interest				-				
Schedule repayment date of principal								
Scheduled payment date of interest				-				
Withholding tax including surcharge on interest				-				
At the end of Financial year			0.00	-				

0.75% (Amount in Lacs) (Amount in Lacs)

Financial Year (Starting from COD)	2019-20 (01.04.2019 to 31.03.2020)				2020-21 (01.04.2020 to 31.03.2021)			
1	1	2	3	4	1	2	3	4
USD 750M Drawl II	Date	Amount (FC)	Ex. Rate	Amount (INR)	Date	Amount (FC)	Ex. Rate	Amount (INR)
Currency 1 JPY								
At the date of drawl				-				
Loan repayment upto previous period								
Net loan at the Beginning of the period				-				
Schedule repayment date of principal								
Scheduled payment date of interest				-				
Witholding tax including surcharge on interest				-				
Schedule repayment date of principal								
Scheduled payment date of interest				-				
Witholding tax including surcharge on interest				-				
Schedule repayment date of principal								
Scheduled payment date of interest				-				
Witholding tax including surcharge on interest				-				
At the end of Financial year			0.00	-				

0.2451700% (Amount in Lacs) (Amount in Lacs)

Financial Year (Starting from COD)	2019-20 (01.04.2019 to 31.03.2020)				2020-21 (01.04.2020 to 31.03.2021)			
1	1	2	3	4	1	2	3	4
USD 750M Drawl III	Date	Amount (FC)	Ex. Rate	Amount (INR)	Date	Amount (FC)	Ex. Rate	Amount (INR)
Currency 1 JPY								
At the date of drawl				-				
Loan repayment upto previous period								
Net loan at the Beginning of the period				-				
Schedule repayment date of principal								
Scheduled payment date of interest				-				
Witholding tax including surcharge on interest				-				
Schedule repayment date of principal								
Scheduled payment date of interest				-				
Witholding tax including surcharge on interest				-				
Schedule repayment date of principal								
Scheduled payment date of interest				-				
Witholding tax including surcharge on interest				-				
At the end of Financial year			0.00	-				

1.82% (Amount in Lacs) (Amount in Lacs)

Financial Year (Starting from COD)	2019-20 (01.04.2019 to 31.03.2020)				2020-21 (01.04.2020 to 31.03.2021)			
1	1	2	3	4	1	2	3	4
USD 750M Drawl IV	Date	Amount (FC)	Ex. Rate	Amount (INR)	Date	Amount (FC)	Ex. Rate	Amount (INR)
Currency 1 JPY								
At the date of drawl				-				
Loan repayment upto previous period								
Net loan at the Beginning of the period				-				
Schedule repayment date of principal								
Scheduled payment date of interest				-				
Withholding tax including surcharge on interest				-				
Schedule repayment date of principal								
Scheduled payment date of interest				-				
Withholding tax including surcharge on interest				-				
Schedule repayment date of principal								
Scheduled payment date of interest				-				
Withholding tax including surcharge on interest				-				
At the end of Financial year			0.00	-				

3.63% (Amount in Lacs) (Amount in Lacs)

Financial Year (Starting from COD)	2019-20 (01.04.2019 to 31.03.2020)				2020-21 (01.04.2020 to 31.03.2021)			
1	1	2	3	4	1	2	3	4
JPY Equ. $400 Million Drawl I	Date	Amount (FC)	Ex. Rate	Amount (INR)	Date	Amount (FC)	Ex. Rate	Amount (INR)
Currency 1 JPY								
At the date of drawl				-				
Loan repayment upto previous period								
Net loan at the Beginning of the period				-				
Schedule repayment date of principal								
Scheduled payment date of interest				-				
Withholding tax including surcharge on interest				-				
Schedule repayment date of principal								
Scheduled payment date of interest				-				
Withholding tax including surcharge on interest				-				
Schedule repayment date of principal								
Scheduled payment date of interest				-				
Withholding tax including surcharge on interest				-				
ERV					31-03-2021			-
At the end of Financial year			0.00	-	31-03-2021	-	0.67	-

1.22% (Amount in Lacs) (Amount in Lacs)

Financial Year (Starting from COD)	2019-20 (01.04.2019 to 31.03.2020)				2020-21 (01.04.2020 to 31.03.2021)			
1	1	2	3	4	1	2	3	4
JPY Equ. $400 Million Drawl II	Date	Amount (FC)	Ex. Rate	Amount (INR)	Date	Amount (FC)	Ex. Rate	Amount (INR)
Currency 1 JPY								
At the date of drawl				-				
Loan repayment upto previous period								
Net loan at the Beginning of the period				-				
Schedule repayment date of principal								
Scheduled payment date of interest				-				
Witholding tax including surcharge on interest				-				
Schedule repayment date of principal								
Scheduled payment date of interest				-				
Witholding tax including surcharge on interest				-				
Schedule repayment date of principal								
Scheduled payment date of interest				-				
Witholding tax including surcharge on interest				-				
ERV					31-03-2021			-
At the end of Financial year			0.00	-	31-03-2021	-	0.67	-

0.60% (Amount in Lacs) (Amount in Lacs)

Financial Year (Starting from COD)	2019-20 (01.04.2019 to 31.03.2020)				2020-21 (01.04.2020 to 31.03.2021)			
1	1	2	3	4	1	2	3	4
JPY Equ. $400 Million Drawl III	Date	Amount (FC)	Ex. Rate	Amount (INR)	Date	Amount (FC)	Ex. Rate	Amount (INR)
Currency 1 JPY								
At the date of drawl				-				
Loan repayment upto previous period								
Net loan at the Beginning of the period				-				
Schedule repayment date of principal								
Scheduled payment date of interest				-				
Witholding tax including surcharge on interest				-				
Schedule repayment date of principal								
Scheduled payment date of interest				-				
Witholding tax including surcharge on interest				-				
Schedule repayment date of principal								
Scheduled payment date of interest				-				
Witholding tax including surcharge on interest				-				
ERV					31-03-2021			-
At the end of Financial year			0.00	-	31-03-2021	-	0.67	-

1.21% (Amount in Lacs) (Amount in Lacs)

Financial Year (Starting from COD)	2019-20 (01.04.2019 to 31.03.2020)				2020-21 (01.04.2020 to 31.03.2021)			
1	1	2	3	4	1	2	3	4
JPY Equ. $400 Million Drawl IV	Date	Amount (FC)	Ex. Rate	Amount (INR)	Date	Amount (FC)	Ex. Rate	Amount (INR)
Currency 1 JPY								
At the date of drawl				-				
Loan repayment upto previous period								
Net loan at the Beginning of the period				-				
Schedule repayment date of principal								
Scheduled payment date of interest				-				
Witholding tax including surcharge on interest				-				
Schedule repayment date of principal								
Scheduled payment date of interest				-				
Witholding tax including surcharge on interest				-				
Schedule repayment date of principal								
Scheduled payment date of interest				-				
Witholding tax including surcharge on interest				-				
ERV					31-03-2021			-
At the end of Financial year			0.00	-	31-03-2021	-	0.67	-

1.10% (Amount in Lacs) (Amount in Lacs)

Financial Year (Starting from COD)	2019-20 (01.04.2019 to 31.03.2020)				2020-21 (01.04.2020 to 31.03.2021)			
1	1	2	3	4	1	2	3	4
JBIC Green I Drawl I	Date	Amount (FC)	Ex. Rate	Amount (INR)	Date	Amount (FC)	Ex. Rate	Amount (INR)
Currency 1 JPY								
At the date of drawl				-	25-02-2021	1,101	0.68764	757.99
Loan repayment upto previous period								
Net loan at the Beginning of the period				-	25-02-2021	1,101	0.69	757.99
Schedule repayment date of principal								
Scheduled payment date of interest				-				-
Witholding tax including surcharge on interest				-				-
Schedule repayment date of principal								
Scheduled payment date of interest				-				-
Witholding tax including surcharge on interest				-				-
Schedule repayment date of principal								
Scheduled payment date of interest				-	17-03-2021			-
Witholding tax including surcharge on interest				-	17-03-2021			-
ERV					31-03-2021		-	17.22
At the end of Financial year			0.00	-	31-03-2021	1,100.71	0.67	740.78

3.74% (Amount in Lacs) (Amount in Lacs)

Financial Year (Starting from COD)	2019-20 (01.04.2019 to 31.03.2020)				2020-21 (01.04.2020 to 31.03.2021)			
1	1	2	3	4	1	2	3	4
JBIC Green I Drawl II	Date	Amount (FC)	Ex. Rate	Amount (INR)	Date	Amount (FC)	Ex. Rate	Amount (INR)
Currency 1 JPY								
At the date of drawl				-				
Loan repayment upto previous period								
Net loan at the Beginning of the period				-				
Schedule repayment date of principal								
Scheduled payment date of interest				-				
Witholding tax including surcharge on interest				-				
Schedule repayment date of principal								
Scheduled payment date of interest				-				
Witholding tax including surcharge on interest				-				
Schedule repayment date of principal								
Scheduled payment date of interest				-				
Witholding tax including surcharge on interest				-				
ERV					31-03-2021			#VALUE!
At the end of Financial year			0.00	-	31-03-2021	-	0.67	-

3.88% (Amount in Lacs) (Amount in Lacs)

Financial Year (Starting from COD)	2019-20 (01.04.2019 to 31.03.2020)				2020-21 (01.04.2020 to 31.03.2021)			
1	1	2	3	4	1	2	3	4
JBIC Green I Drawl III	Date	Amount (FC)	Ex. Rate	Amount (INR)	Date	Amount (FC)	Ex. Rate	Amount (INR)
Currency 1 JPY								
At the date of drawl				-				
Loan repayment upto previous period								
Net loan at the Beginning of the period				-				
Schedule repayment date of principal								
Scheduled payment date of interest				-				
Witholding tax including surcharge on interest				-				
Schedule repayment date of principal								
Scheduled payment date of interest				-				
Witholding tax including surcharge on interest				-				
Schedule repayment date of principal								
Scheduled payment date of interest				-				
Witholding tax including surcharge on interest				-				
ERV					31-03-2021			
At the end of Financial year			0.00	-	31-03-2021	-	0.67	-

0.89% (Amount in Lacs) (Amount in Lacs)

Financial Year (Starting from COD)	2019-20 (01.04.2019 to 31.03.2020)				2020-21 (01.04.2020 to 31.03.2021)			
1	1	2	3	4	1	2	3	4
JBIC Green I Drawl IV	Date	Amount (FC)	Ex. Rate	Amount (INR)	Date	Amount (FC)	Ex. Rate	Amount (INR)
Currency 1 JPY								
At the date of drawl				-				
Loan repayment upto previous period								
Net loan at the Beginning of the period				-				
Schedule repayment date of principal								
Scheduled payment date of interest				-				
Witholding tax including surcharge on interest				-				
Schedule repayment date of principal								
Scheduled payment date of interest				-				
Witholding tax including surcharge on interest				-				
Schedule repayment date of principal								
Scheduled payment date of interest				-				
Witholding tax including surcharge on interest				-				
ERV					31-03-2021			
At the end of Financial year			0.00	-	31-03-2021	-	0.87	-

Form-4
Name of the company
Name of the Power Station
Exchange Rate as on
Exchange Rate as on
Exchange Rate as on
Exchange Rate as on
Exchange Rate as on
Exchange Rate as on

Project : Gadarwara

	Financial Year (Starting from COD)
	1
	SBI, New York
A.	Currency 1 USD
1.	At the date of drawl
	Loan repayment upto previous period
	Net loan at the Beginning of the period
2.	Schedule repayment date of principal
3.	Scheduled payment date of interest
4.	Withholding tax including surcharge on interest
	Scheduled payment date of interest
	Withholding tax including surcharge on interest
5.	Schedule repayment date of principal
6.	Scheduled payment date of interest
7.	Withholding tax including surcharge on interest
	Schedule repayment date of principal
	ERV
	At the end of Financial year

(Amount in Lacs) (Amount in Lacs) (Amount in Lacs)

	Financial Year (Starting from COD)	2021-22 (01.04.2021 to 31.03.2022)				2022-23 (01.04.2022 to 31.03.2023)				2023-24 (01.04.2023 to 31.03.2024)			
	1	1	2	3	4	1	2	3	4	1	2	3	4
	4.375% Eurobonds 2024	Date	Amount (FC)	Ex. Rate	Amount (INR)	Date	Amount (FC)	Ex. Rate	Amount (INR)	Date	Amount (FC)	Ex. Rate	Amount (INR)
A.	Currency 1 USD												
1.	At the date of drawl	01-04-2021	389.16	74.66	29,820.87	01-04-2022	389.16	76.33	29,704.25	01-04-2023	389.16	82.74	32,198.74
	Loan repayment upto previous period												
	Net loan at the Beginning of the period	01-04-2021	389.16	74.66	29,820.87	01-04-2022	389.16	76.33	29,704.25	01-04-2023	389.16	82.74	32,198.74
2.	Schedule repayment date of principal				-				-				-
3.	Scheduled payment date of interest	26-05-2021	8.51	72.97	621.17	26-05-2022	8.51	77.65	661.01	26-05-2023	8.51	82.80	704.89
4.	Withholding tax including surcharge on interest	26-05-2021	0.49	72.93	36.86	26-05-2022	0.49	75.93	37.33	26-05-2023	0.49	81.94	40.29
5.	Schedule repayment date of principal				-				-				-
6.	Scheduled payment date of interest	26-11-2021	8.51	74.37	633.13	26-11-2022	8.51	81.80	696.35	26-11-2023	8.51	83.34	709.41
7.	Withholding tax including surcharge on interest	26-11-2021	0.49	73.92	36.54	26-11-2022	0.49	81.95	40.00	26-11-2023	0.49	82.91	40.78
	ERV	31-03-2022			663.38	31-03-2023			2,484.49	31-03-2024			470.88
	At the end of Financial year	31-03-2022	385.16	76.35	29,704.25	31-03-2023	389.16	82.74	32,198.74	31-03-2024	389.16	83.56	32,669.61

(Amount in Lacs)

	Financial Year (Starting from COD)	2021-22 (01.04.2021 to 31.03.2022)			
	1	1	2	3	4
	Mizuho II A	Date	Amount (FC)	Ex. Rate	Amount (INR)
A.	**Currency 1 USD**				
1.	At the date of draw	01-04-2021	6.02	74.06	448.07
	Loan repayment upto previous period		4.52	0.00	-
	Net loan at the Beginning of the period	01-04-2021	1.51	74.06	111.52
2.	Schedule repayment date of principal	27-09-2021	1.51	73.48	110.64
3.	Scheduled payment date of interest	27-09-2021	0.01	73.48	0.83
4.	Withholding tax including surcharge on interest	27-09-2021	0.00	73.39	0.05
5.	Schedule repayment date of principal				
6.	Scheduled payment date of interest				
7.	Withholding tax including surcharge on interest				
	Schedule repayment date of principal				
	Scheduled payment date of interest				
	Withholding tax including surcharge on interest				
	ERV	31-03-2021			0.88
	At the end of Financial year	31-03-2022	-	**76.33**	-

(Amount in Lacs)

	Financial Year (Starting from COD)	2021-22 (01.04.2021 to 31.03.2022)			
	1	1	2	3	4
	Mizuho II B	Date	Amount (FC)	Ex. Rate	Amount (INR)
A.	**Currency 1 USD**				
1.	At the date of draw	01-04-2021	274.99	74.06	20,365.95
	Loan repayment upto previous period		206.24	74.06	15,274.46
	Net loan at the Beginning of the period	01-04-2021	68.75	74.06	5,091.49
2.	Schedule repayment date of principal	27-09-2021	68.75	73.48	5,051.32
3.	Scheduled payment date of interest	27-09-2021	0.52	73.48	37.89
4.	Withholding tax including surcharge on interest	27-09-2021	0.03	73.39	2.19
5.	Schedule repayment date of principal				
6.	Scheduled payment date of interest				
7.	Withholding tax including surcharge on interest				
	Schedule repayment date of principal				
	Scheduled payment date of interest				
	Withholding tax including surcharge on interest				
	ERV	31-03-2021			40.17
	At the end of Financial year	31-03-2022	-	**76.33**	-

(Amount in Lacs) (Amount in Lacs) (Amount in Lacs)

	Financial Year (Starting from COD)	2021-22 (01.04.2021 to 31.03.2022)				2022-23 (01.04.2022 to 31.03.2023)				2023-24 (01.04.2023 to 31.03.2024)			
	1	1	2	3	4	1	2	3	4	1	2	3	4
	4.25% Eurobonds 2026	Date	Amount (FC)	Ex. Rate	Amount (INR)	Date	Amount (FC)	Ex. Rate	Amount (INR)	Date	Amount (FC)	Ex. Rate	Amount (INR)
A.	Currency 1 USD												
1.	At the date of draw	01-04-2021	757.89	74.06	56,129.33	01-04-2022	757.89	76.33	57,849.74	01-04-2023	757.89	82.74	62,707.82
	Loan repayment upto previous period												
	Net loan at the Beginning of the period	01-04-2021	757.89	74.06	56,129.33	01-04-2022	757.89	76.33	57,849.74	01-04-2023	757.89	82.74	62,707.82
2.	Schedule repayment date of principal												
3.	Scheduled payment date of interest	26-08-2021	16.11	74.28	1,196.24	26-08-2022	16.11	79.89	1,286.63	26-08-2023	16.11	82.94	1,335.71
4.	Withholding tax including surcharge on interest	26-08-2021	0.93	73.71	68.56	26-08-2022	0.93	78.84	73.14	26-08-2023	0.93	82.43	76.67
5.	Schedule repayment date of principal												
6.	Scheduled payment date of interest	26-02-2022	16.11	74.66	1,202.73	26-02-2023	16.11	82.80	1,333.43	26-02-2024	16.11	82.90	1,335.18
7.	Withholding tax including surcharge on interest	26-02-2022	0.93	74.25	69.06	26-02-2023	0.93	82.42	76.66	26-02-2024	0.93	82.51	76.74
	ERV	31-03-2022			1,720.41	31-03-2023			4,668.07	31-03-2024			917.66
	At the end of Financial year	31-03-2022	757.89	76.33	57,849.74	31-03-2023	757.89	82.74	62,707.82	31-03-2024	757.89	83.55	63,624.86

(Amount in Lacs) (Amount in Lacs) (Amount in Lacs)

	Financial Year (Starting from COD)	2021-22 (01.04.2021 to 31.03.2022)				2022-23 (01.04.2022 to 31.03.2023)				2023-24 (01.04.2023 to 31.03.2024)			
	1	1	2	3	4	1	2	3	4	1	2	3	4
	2.75% Fixed Rate Notes due 2027	Date	Amount (FC)	Ex. Rate	Amount (INR)	Date	Amount (FC)	Ex. Rate	Amount (INR)	Date	Amount (FC)	Ex. Rate	Amount (INR)
A.	Currency 1 EURO												
1.	At the date of draw	01-04-2021	520.40	87.28	45,420.25	01-04-2022	520.40	85.76	44,629.24	01-04-2023	520.40	90.87	47,288.47
	Loan repayment upto previous period												
	Net loan at the Beginning of the period	01-04-2021	520.40	87.28	45,420.25	01-04-2022	520.40	85.76	44,629.24	01-04-2023	520.40	90.87	47,288.47
2.	Schedule repayment date of principal				-				-				-
3.	Scheduled payment date of interest		-		-		-		-		-		-
4.	Withholding tax including surcharge on interest		-		-		-		-		-		-
5.	Schedule repayment date of principal				-				-				-
6.	Scheduled payment date of interest	01-02-2022	14.31	84.32	1,206.70	01-02-2023	14.31	88.68	1,269.09	01-02-2024	14.31	90.13	1,289.91
7.	Withholding tax including surcharge on interest	01-02-2022	0.83	83.59	69.06	01-02-2023	0.93	86.87	71.79	01-02-2024	0.83	88.99	73.55
	ERV	31-03-2022			791.00	31-03-2023			2,659.23	31-03-2024			333.05
	At the end of Financial year	31-03-2022	520.40	85.76	44,629.24	31-03-2023	520.40	90.87	47,288.47	31-03-2024	520.40	91.51	47,621.53

(Amount in Lacs) (Amount in Lacs)

	Financial Year (Starting from COD)	2021-22 (01.04.2021 to 31.03.2022)				2022-23 (01.04.2022 to 31.03.2023)				
	1	1	2	3	4	1	2	3	4	
	7.25% Fixed Rate Notes due 2022 (Masala Bo	Date	Amount (FC)	Ex. Rate	Amount (INR)	Date	Amount (FC)	Ex. Rate	Amount (INR)	
A.	Currency 1 INR									
1.	At the date of draw		19,858.35	1.00	19,858.35		19,858.35	1.00	19,858.35	
	Loan repayment upto previous period									
	Net loan at the Beginning of the period	01-04-2021	19,858.35	1.00	19,858.35	01-04-2022	19,858.35	1.00	19,858.35	
2.	Prepayment of Principal				-	03-05-2022	2,066.84	1.00	2,066.84	
	Prepayment of interest									
3.	Scheduled payment date of interest	03-05-2021	1,439.54	1.00	1,439.54	03-05-2022	1,439.73	1.00	1,439.73	
4.	Withholding tax including surcharge on interest	03-05-2021	82.12	1.00	82.12	03-05-2022	82.48	1.00	82.48	6.397%
5.	Schedule repayment date of principal				-				-	
6.	Scheduled payment date of interest		-		-		-		-	
7.	Withholding tax including surcharge on interest		-		-		-		-	
	At the end of Financial year	31-03-2022	19,858.35	1.00	19,858.35	31-03-2023	17,791.50	1.00	17,791.50	

5.40% 5.42%

(Amount in Lacs) (Amount in Lacs) (Amount in Lacs)

Financial Year (Starting from COD)	2021-22 (01.04.2021 to 31.03.2022)				2022-23 (01.04.2022 to 31.03.2023)				2023-24 (01.04.2023 to 31.03.2024)			
1	1	2	3	4	1	2	3	4	1	2	3	4
JPY Equ. 350Million A	Date	Amount (FC)	Ex. Rate	Amount (INR)	Date	Amount (FC)	Ex. Rate	Amount (INR)	Date	Amount (FC)	Ex. Rate	Amount (INR)
Currency 1 JPY												
At the date of draw	01-04-2021	18,366.57	0.67	12,360.70	01-04-2022	18,366.57	0.63	11,534.21	01-04-2023	18,366.57	0.63	11,502.99
Loan repayment upto previous period												
Net loan at the Beginning of the period	01-04-2021	18,366.57	0.67	12,360.70	01-04-2022	18,366.57	0.63	11,534.21	01-04-2023	18,366.57	0.63	11,502.99
Schedule repayment date of principal												
Scheduled payment date of interest	12-04-2021	88.21	0.66	58.73	11-04-2022	88.21	0.61	54.12	12-04-2023	43.02	0.62	26.84
Witholding tax including surcharge on interest	12-04-2021	5.09	0.66	3.34	11-04-2022	5.09	0.61	3.12	12-04-2023	2.48	0.61	1.52
Schedule repayment date of principal												
Scheduled payment date of interest	11-10-2021	88.21	0.67	58.85	12-07-2022	43.96	0.58	25.71	12-07-2023	43.50	0.58	25.13
Witholding tax including surcharge on interest	11-10-2021	5.09	0.66	3.36	12-07-2022	2.54	0.58	1.47	12-07-2023	2.51	0.57	1.44
					12-10-2022	43.96	0.57	24.98	12-10-2023	43.96	0.56	24.60
					12-10-2022	2.54	0.56	1.43	12-10-2023	2.54	0.55	1.41
											0.56	
					12-01-2023	43.96	0.62	27.41	12-01-2024	43.96	0.56	24.71
					12-01-2023	2.54	0.62	1.57	12-01-2024	2.54	0.57	1.45
ERV	31-03-2022			826.50	31-03-2023			31.22	31-03-2024			1,261.78
At the end of Financial year	31-03-2022	**18,366.57**	**0.63**	**11,534.21**	31-03-2023	**18,366.57**	**0.63**	**11,502.99**	31-03-2024	**18,366.57**	**0.56**	**10,241.20**

(Amount in Lacs) (Amount in Lacs) (Amount in Lacs)

Financial Year (Starting from COD)	2021-22 (01.04.2021 to 31.03.2022)				2022-23 (01.04.2022 to 31.03.2023)				2023-24 (01.04.2023 to 31.03.2024)			
1	1	2	3	4	1	2	3	4	1	2	3	4
JPY Equ. 350Million B	Date	Amount (FC)	Ex. Rate	Amount (INR)	Date	Amount (FC)	Ex. Rate	Amount (INR)	Date	Amount (FC)	Ex. Rate	Amount (INR)
Currency 1 JPY												
At the date of draw	01-04-2021	8,642.68	0.67	5,816.52	01-04-2022	8,642.68	0.63	5,427.60	01-04-2023	8,642.68	0.63	5,412.91
Loan repayment upto previous period												
Net loan at the Beginning of the period	01-04-2021	8,642.68	0.67	5,816.52	01-04-2022	8,642.68	0.63	5,427.60	01-04-2023	8,642.68	0.63	5,412.91
Schedule repayment date of principal												
Scheduled payment date of interest	12-04-2021	41.51	0.68	28.11	11-04-2022	41.51	0.61	25.47	12-04-2023	20.25	0.62	12.63
Witholding tax including surcharge on interest	12-04-2021	2.40	0.66	1.57	11-04-2022	2.40	0.61	1.47	12-04-2023	1.17	0.61	0.72
Schedule repayment date of principal												
Scheduled payment date of interest	11-10-2021	41.51	0.67	27.69	12-07-2022	20.70	0.58	12.10	12-07-2023	20.47	0.58	11.83
Witholding tax including surcharge on interest	11-10-2021	2.40	0.66	1.58	12-07-2022	1.20	0.58	0.69	12-07-2023	1.18	0.57	0.68
					12-10-2022	20.70	0.57	11.75	12-10-2023	20.70	0.56	11.57
					12-10-2022	1.20	0.56	0.67	12-10-2023	1.20	0.56	0.66
											0.56	
					12-01-2023	20.70	0.62	12.90	12-01-2024	20.70	0.58	12.10
					12-01-2023	1.20	0.62	0.74	12-01-2024	1.22	0.57	0.68
ERV	31-03-2022			566.92	31-03-2021			14.69				593.75
At the end of Financial year	31-03-2022	**8,642.68**	**0.63**	**5,427.60**	31-03-2023	**8,642.68**	**0.63**	**5,412.91**	31-03-2024	**8,642.68**	**0.56**	**4,819.16**

(Amount in Lacs) (Amount in Lacs) (Amount in Lacs)

Financial Year (Starting from COD)	2021-22 (01.04.2021 to 31.03.2022)				2022-23 (01.04.2022 to 31.03.2023)				2023-24 (01.04.2023 to 31.03.2024)			
1	1	2	3	4	1	2	3	4	1	2	3	4
4.50% Eurobonds 2028	Date	Amount (FC)	Ex. Rate	Amount (INR)	Date	Amount (FC)	Ex. Rate	Amount (INR)	Date	Amount (FC)	Ex. Rate	Amount (INR)
Currency 1 USD												
At the date of draw	01-04-2021	369.69	74.06	27,379.16	01-04-2022	369.69	76.33	28,218.37	01-04-2023	369.69	82.74	30,588.08
Loan repayment upto previous period												
Net loan at the Beginning of the period	01-04-2021	369.69	74.06	27,379.16	01-04-2022	369.69	76.33	28,218.37	01-04-2023	369.69	82.74	30,588.08
Schedule repayment date of principal												
Scheduled payment date of interest	19-09-2021	8.32	73.69	612.99	19-09-2022	8.32	79.56	661.95	19-09-2023	8.32	82.65	688.99
Witholding tax including surcharge on interest	19-09-2021	0.48	73.28	35.21	19-09-2022	0.48	78.96	37.93	19-09-2023	0.48	82.52	39.64
Schedule repayment date of principal												
Scheduled payment date of interest	19-03-2022	8.32	76.41	635.56	19-03-2023	8.32	82.47	685.99	19-03-2024	8.32	82.87	689.31
Witholding tax including surcharge on interest	19-03-2022	0.48	76.00	36.51	19-03-2023	0.48	81.92	39.35	19-03-2024	0.48	82.93	39.84
ERV	31-03-2022			839.19	31-03-2023			2,369.71	31-03-2024			447.32
At the end of Financial year	31-03-2022	**369.69**	**76.33**	**28,218.37**	31-03-2023	**369.69**	**82.74**	**30,588.08**	31-03-2024	**369.69**	**83.95**	**31,055.41**

(Amount in Lacs) (Amount in Lacs) (Amount in Lacs)

Financial Year (Starting from COD)	2021-22 (01.04.2021 to 31.03.2022)				2022-23 (01.04.2022 to 31.03.2023)				2023-24 (01.04.2023 to 31.03.2024)			
1	1	2	3	4	1	2	3	4	1	2	3	4
JPY Equ. 300Million A	Date	Amount (FC)	Ex. Rate	Amount (INR)	Date	Amount (FC)	Ex. Rate	Amount (INR)	Date	Amount (FC)	Ex. Rate	Amount (INR)
Currency 1 JPY												
At the date of draw	01-04-2021	14,724.30	0.67	9,909.45	01-04-2022	14,724.30	0.63	9,246.86	01-04-2023	14,724.30	0.63	9,221.83
Loan repayment upto previous period												
Net loan at the Beginning of the period	01-04-2021	14,724.30	0.67	9,909.45	01-04-2022	14,724.30	0.63	9,246.86	01-04-2023	14,724.30	0.63	9,221.83
Schedule repayment date of principal												
Scheduled payment date of interest	13-07-2021	75.51	0.68	51.23	13-04-2022	37.03	0.61	22.46	13-04-2023	37.03	0.62	22.86
Witholding tax including surcharge on interest	13-07-2021	4.38	0.66	2.90	13-04-2022	2.14	0.61	1.31	13-04-2023	2.14	0.61	1.31
Schedule repayment date of principal												
Scheduled payment date of interest	13-01-2022	76.76	0.64	49.24	13-07-2022	37.44	0.58	21.69	13-07-2023	37.44	0.59	21.91
Witholding tax including surcharge on interest	13-01-2022	4.43	0.63	2.80	13-07-2022	2.16	0.57	1.24	13-07-2023	2.16	0.58	1.25
Schedule repayment date of principal												
Scheduled payment date of interest					13-10-2022	37.66	0.56	21.38	13-10-2023	37.66	0.56	21.19
Witholding tax including surcharge on interest					13-10-2022	2.19	0.56	1.22	13-10-2023	2.19	0.55	1.21
Schedule repayment date of principal												
Scheduled payment date of interest					13-01-2023	37.86	0.62	23.38	15-01-2024	36.68	0.58	22.49
Witholding tax including surcharge on interest					13-01-2023	2.19	0.61	1.33	15-01-2024	2.23	0.57	1.27
ERV	31-03-2022			682.59	31-03-2023			25.03	31-03-2024			1,011.66
At the end of Financial year	31-03-2022	**14,724.30**	**0.63**	**9,246.86**	31-03-2023	**14,724.30**	**0.63**	**9,221.83**	31-03-2024	**14,724.30**	**0.56**	**8,210.27**

(Amount in Lacs) (Amount in Lacs) (Amount in Lacs)

Financial Year (Starting from COD)	2021-22 (01.04.2021 to 31.03.2022)				2022-23 (01.04.2022 to 31.03.2023)				2023-24 (01.04.2023 to 31.03.2024)			
1	1	2	3	4	1	2	3	4	1	2	3	4
JPY Equ. 300Million B	Date	Amount (FC)	Ex. Rate	Amount (INR)	Date	Amount (FC)	Ex. Rate	Amount (INR)	Date	Amount (FC)	Ex. Rate	Amount (INR)
Currency 1 JPY												
At the date of draw	01-04-2021	15,922.40	0.67	10,715.78	01-04-2022	15,922.40	0.63	9,999.27	01-04-2023	15,922.40	0.63	9,972.20
Loan repayment upto previous period												
Net loan at the Beginning of the period	01-04-2021	15,922.40	0.67	10,715.78	01-04-2022	15,922.40	0.63	9,999.27	01-04-2023	15,922.40	0.63	9,972.20
Schedule repayment date of principal												
Scheduled payment date of interest	13-07-2021	61.66	0.66	55.40	13-04-2022	40.05	0.61	24.29	13-04-2023	40.05	0.62	24.71
Witholding tax including surcharge on interest	13-07-2021	4.72	0.66	3.13	13-04-2022	2.31	0.61	1.41	13-04-2023	2.31	0.61	1.41
Schedule repayment date of principal												
Scheduled payment date of interest	13-01-2022	83.01	0.64	53.24	13-07-2022	40.49	0.58	23.46	13-07-2023	40.49	0.59	23.89
Witholding tax including surcharge on interest	13-01-2022	4.79	0.63	3.02	13-07-2022	2.34	0.57	1.34	13-07-2023	2.34	0.58	1.35
Schedule repayment date of principal												
Scheduled payment date of interest					13-10-2022	40.94	0.56	23.12	13-10-2023	40.94	0.56	22.91
Witholding tax including surcharge on interest					13-10-2022	2.36	0.56	1.32	13-10-2023	2.36	0.55	1.31
Schedule repayment date of principal												
Scheduled payment date of interest					13-01-2023	40.94	0.62	25.28	15-01-2024	41.63	0.58	24.32
Witholding tax including surcharge on interest					13-01-2023	2.39	0.61	1.44	15-01-2024	2.42	0.57	1.37
ERV	31-03-2022			716.51	31-03-2023			27.07	31-03-2024			1,093.67
At the end of Financial year	31-03-2022	15,922.40	0.63	9,999.27	31-03-2023	15,922.40	0.63	9,972.20	31-03-2024	15,922.40	0.56	8,878.53

(Amount in Lacs) (Amount in Lacs)

Financial Year (Starting from COD)	2021-22 (01.04.2021 to 31.03.2022)				2022-23 (01.04.2022 to 31.03.2023)				2023-23 (01.04.2022 to 31.03.2023)			
1	1	2	3	4	1	2	3	4	1	2	3	4
3.75% Eurobonds 2024 II	Date	Amount (FC)	Ex. Rate	Amount (INR)	Date	Amount (FC)	Ex. Rate	Amount (INR)	Date	Amount (FC)	Ex. Rate	Amount (INR)
Currency 1 USD												
At the date of draw		463.29	74.66	34,311.49		463.29	76.33	35,363.16		463.29	82.74	38,332.87
Loan repayment upto previous period												
Net loan at the Beginning of the period	01-04-2021	463.29	74.66	34,311.49	01-04-2022	463.29	76.33	35,363.16	01-04-2022	463.29	82.74	38,332.87
Schedule repayment date of principal												
Scheduled payment date of interest	02-04-2021	8.69	73.84	641.44	02-04-2022	8.69	75.99	660.08	02-04-2023	8.69	82.20	714.07
Witholding tax including surcharge on interest	02-04-2021	0.50	72.13	36.19	02-04-2022	0.50	75.58	37.92	02-04-2023	0.50	81.76	41.02
Schedule repayment date of principal												
Scheduled payment date of interest	02-10-2021	8.69	75.99	660.08	02-10-2022	8.69	81.85	710.99	02-10-2023	8.69	83.23	723.02
Witholding tax including surcharge on interest	02-10-2021	0.50	73.79	37.02	02-10-2022	0.50	81.50	40.89	02-10-2023	0.50	82.90	41.54
ERV	31-03-2022			1,051.66	31-03-2023			2,999.71	31-03-2024			560.56
At the end of Financial year	31-03-2022	463.29	76.33	35,363.16	31-03-2023	463.29	82.74	38,332.87	31-03-2024	463.29	83.55	38,893.46

(Amount in Lacs) (Amount in Lacs) (Amount in Lacs)

Financial Year (Starting from COD)	2021-22 (01.04.2021 to 31.03.2022)				2022-23 (01.04.2022 to 31.03.2023)				2023-24 (01.04.2023 to 31.03.2024)			
1	1	2	3	4	1	2	3	4	1	2	3	4
JPY Equ. 750Million Drawl I	Date	Amount (FC)	Ex. Rate	Amount (INR)	Date	Amount (FC)	Ex. Rate	Amount (INR)	Date	Amount (FC)	Ex. Rate	Amount (INR)
Currency 1 JPY												
At the date of drawl	01-04-2021	15,184.43	0.67	10,219.12	01-04-2022	15,184.43	0.63	9,535.82	01-04-2023	15,184.43	0.63	9,510.01
Loan repayment upto previous period												
Net loan at the Beginning of the period	01-04-2021	15,184.43	0.67	10,219.12	01-04-2022	15,184.43	0.63	9,535.82	01-04-2023	15,184.43	0.63	9,510.01
Schedule repayment date of principal												
Scheduled payment date of interest	29-07-2021	65.27	0.68	44.56	28-04-2022	30.95	0.60	18.48	28-04-2023	31.30	0.61	19.10
Withholding tax including surcharge on interest	29-07-2021	2.14	0.66	1.42	28-04-2022	1.02	0.61	0.62	28-04-2023	1.03	0.61	0.63
Schedule repayment date of principal												
Scheduled payment date of interest	31-01-2022	67.08	0.66	43.96	28-07-2022	32.37	0.58	18.91	31-07-2023	33.43	0.58	19.55
Withholding tax including surcharge on interest	31-01-2022	2.20	0.65	1.43	28-07-2022	1.06	0.58	0.61	31-07-2023	1.10	0.58	0.64
Schedule repayment date of principal												
Scheduled payment date of interest					28-10-2022	32.72	0.56	18.18	31-10-2023	32.72	0.55	18.11
Withholding tax including surcharge on interest					28-10-2022	1.07	0.55	0.59	31-10-2023	1.07	0.55	0.59
Schedule repayment date of principal												
Scheduled payment date of interest					30-01-2023	33.43	0.61	20.54	31-01-2024	32.72	0.56	18.66
Withholding tax including surcharge on interest					30-01-2023	1.10	0.62	0.68	31-01-2024	1.07	0.56	0.60
ERV	31-03-2022			683.30	31-03-2023			25.81	31-03-2024			1,043.17
At the end of Financial year	31-03-2022	**15,184.43**	**0.63**	**9,535.82**	31-03-2023	**15,184.43**	**0.63**	**9,510.01**	31-03-2024	**15,184.43**	**0.56**	**8,466.84**

(Amount in Lacs) (Amount in Lacs) (Amount in Lacs)

Financial Year (Starting from COD)	2021-22 (01.04.2021 to 31.03.2022)				2022-23 (01.04.2022 to 31.03.2023)				2023-24 (01.04.2023 to 31.03.2024)			
1	1	2	3	4	1	2	3	4	1	2	3	4
JPY Equ. 750Million Drawl II	Date	Amount (FC)	Ex. Rate	Amount (INR)	Date	Amount (FC)	Ex. Rate	Amount (INR)	Date	Amount (FC)	Ex. Rate	Amount (INR)
Currency 1 JPY												
At the date of drawl	01-04-2021	6,443.28	0.67	4,336.33	01-04-2022	6,443.28	0.63	4,046.38	01-04-2023	6,443.28	0.63	4,035.43
Loan repayment upto previous period												
Net loan at the Beginning of the period	01-04-2021	6,443.28	0.67	4,336.33	01-04-2022	6,443.28	0.63	4,046.38	01-04-2023	6,443.28	0.63	4,035.43
Schedule repayment date of principal												
Scheduled payment date of interest	29-07-2021	27.70	0.68	18.70	28-04-2022	13.13	0.60	7.84	28-04-2023	13.28	0.61	8.11
Withholding tax including surcharge on interest	29-07-2021	0.91	0.66	0.60	28-04-2022	0.43	0.61	0.26	28-04-2023	0.44	0.61	0.27
Schedule repayment date of principal												
Scheduled payment date of interest	31-01-2022	28.48	0.66	18.86	28-07-2022	13.73	0.58	8.03	31-07-2023	14.19	0.58	8.30
Withholding tax including surcharge on interest	31-01-2022	0.93	0.65	0.61	28-07-2022	0.45	0.58	0.26	31-07-2023	0.47	0.58	0.27
Schedule repayment date of principal												
Scheduled payment date of interest					28-10-2022	13.89	0.56	7.71	31-10-2023	13.89	0.55	7.68
Withholding tax including surcharge on interest					28-10-2022	0.46	0.55	0.25	31-10-2023	0.46	0.55	0.25
Schedule repayment date of principal												
Scheduled payment date of interest					30-01-2023	14.19	0.63	8.88	31-01-2024	13.89	0.56	8.00
Withholding tax including surcharge on interest					30-01-2023	0.47	0.62	0.29	31-01-2024	0.46	0.56	0.26
	31-03-2022			289.95	31-03-2023			10.95	31-03-2024			442.65
At the end of Financial year	31-03-2022	**6,443.28**	**0.63**	**4,046.38**	31-03-2023	**6,443.28**	**0.63**	**4,035.43**	31-03-2024	**6,443.28**	**0.56**	**3,592.78**

(Amount in Lacs) (Amount in Lacs) (Amount in Lacs)

Financial Year (Starting from COD)	2021-22 (01.04.2021 to 31.03.2022)				2022-23 (01.04.2022 to 31.03.2023)				2023-24 (01.04.2023 to 31.03.2024)			
1	1	2	3	4	1	2	3	4	1	2	3	4
JPY Equ. 750Million Drawl III	Date	Amount (FC)	Ex. Rate	Amount (INR)	Date	Amount (FC)	Ex. Rate	Amount (INR)	Date	Amount (FC)	Ex. Rate	Amount (INR)
Currency 1 JPY												
At the date of drawl	01-04-2021	3,505.85	0.67	2,359.44	01-04-2022	3,505.85	0.63	2,201.67	01-04-2023	3,505.85	0.63	2,195.71
Loan repayment upto previous period												
Net loan at the Beginning of the period	01-04-2021	3,505.85	0.67	2,359.44	01-04-2022	3,505.85	0.63	2,201.67	01-04-2023	3,505.85	0.63	2,195.71
Schedule repayment date of principal												
Scheduled payment date of interest	29-07-2021	15.07	0.68	10.17	28-04-2022	7.14	0.60	4.27	28-04-2023	7.23	0.61	4.41
Withholding tax including surcharge on interest	29-07-2021	0.49	0.66	0.33	28-04-2022	0.23	0.61	0.14	28-04-2023	0.24	0.61	0.14
Schedule repayment date of principal												
Scheduled payment date of interest	31-01-2022	15.49	0.66	10.15	28-07-2022	7.47	0.58	4.37	31-07-2023	7.72	0.58	4.51
Withholding tax including surcharge on interest	31-01-2022	0.51	0.65	0.33	28-07-2022	0.25	0.58	0.14	31-07-2023	0.25	0.58	0.15
Schedule repayment date of principal												
Scheduled payment date of interest					28-10-2022	7.58	0.56	4.20	31-10-2023	7.56	0.56	4.18
Withholding tax including surcharge on interest					28-10-2022	0.25	0.55	0.14	31-10-2023	0.25	0.56	0.14
Schedule repayment date of principal												
Scheduled payment date of interest					30-01-2023	7.72	0.63	4.83	31-01-2024	7.56	0.58	4.35
Withholding tax including surcharge on interest					30-01-2023	0.25	0.62	0.16	31-01-2024	0.25	0.58	0.14
	31-03-2022			157.76	31-03-2023			5.96	31-03-2024			240.85
At the end of Financial year	31-03-2022	3,505.85	0.63	2,201.67	31-03-2023	3,505.85	0.63	2,195.71	31-03-2024	3,505.85	0.56	1,554.86

(Amount in Lacs) (Amount in Lacs) (Amount in Lacs)

Financial Year (Starting from COD)	2021-22 (01.04.2021 to 31.03.2022)				2022-23 (01.04.2022 to 31.03.2023)				2023-24 (01.04.2023 to 31.03.2024)			
1	1	2	3	4	1	2	3	4	1	2	3	4
JPY Equ. 750Million Drawl IV	Date	Amount (FC)	Ex. Rate	Amount (INR)	Date	Amount (FC)	Ex. Rate	Amount (INR)	Date	Amount (FC)	Ex. Rate	Amount (INR)
Currency 1 JPY												
At the date of drawl	01-04-2021	5,577.25	0.67	3,753.49	01-04-2022	5,577.25	0.63	3,502.51	01-04-2023	5,577.25	0.63	3,493.03
Loan repayment upto previous period												
Net loan at the Beginning of the period	01-04-2021	5,577.25	0.67	3,753.49	01-04-2022	5,577.25	0.63	3,502.51	01-04-2023	5,577.25	0.63	3,493.03
Schedule repayment date of principal												
Scheduled payment date of interest	29-07-2021	23.98	0.68	16.18	28-04-2022	11.37	0.60	6.79	28-04-2023	11.50	0.61	7.02
Withholding tax including surcharge on interest	29-07-2021	0.79	0.66	0.52	28-04-2022	0.37	0.61	0.23	28-04-2023	0.38	0.61	0.23
Schedule repayment date of principal												
Scheduled payment date of interest	31-01-2022	24.64	0.66	16.15	28-07-2022	11.89	0.58	6.95	31-07-2023	12.28	0.58	7.18
Withholding tax including surcharge on interest	31-01-2022	0.81	0.65	0.52	28-07-2022	0.39	0.58	0.23	31-07-2023	0.40	0.58	0.23
Schedule repayment date of principal												
Scheduled payment date of interest					28-10-2022	12.02	0.56	6.68	31-10-2023	12.02	0.55	6.66
Withholding tax including surcharge on interest					28-10-2022	0.39	0.55	0.22	31-10-2023	0.39	0.56	0.22
Schedule repayment date of principal												
Scheduled payment date of interest					30-01-2023	12.28	0.63	7.69	31-01-2024	12.02	0.56	6.90
Withholding tax including surcharge on interest					30-01-2023	0.40	0.62	0.25	31-01-2024	0.39	0.56	0.22
	31-03-2022			350.96	31-03-2023			9.48	31-03-2024			383.16
At the end of Financial year	31-03-2022	5,577.25	0.63	3,502.51	31-03-2023	5,577.25	0.63	3,493.03	31-03-2024	5,577.25	0.56	3,105.87

(Amount in Lacs) (Amount in Lacs) (Amount in Lacs)

Financial Year (Starting from COD)	2021-22 (01.04.2021 to 31.03.2022)				2022-23 (01.04.2022 to 31.03.2023)				2023-24 (01.04.2023 to 31.03.2024)			
1	1	2	3	4	1	2	3	4	1	2	3	4
JPY Equ. 750Million Drawl V	Date	Amount (FC)	Ex. Rate	Amount (INR)	Date	Amount (FC)	Ex. Rate	Amount (INR)	Date	Amount (FC)	Ex. Rate	Amount (INR)
Currency 1 JPY												
At the date of drawl	01-04-2021	6,512.20	0.67	4,362.71	01-04-2022	6,512.20	0.63	4,089.66	01-04-2023	6,512.20	0.63	4,078.59
Loan repayment upto previous period												
Net loan at the Beginning of the period	01-04-2021	6,512.20	0.67	4,362.71	01-04-2022	6,512.20	0.63	4,089.66	01-04-2023	6,512.20	0.63	4,078.59
Schedule repayment date of principal												
Scheduled payment date of interest	29-07-2021	23.66	0.66	15.97	28-04-2022	13.27	0.60	7.93	28-04-2023	13.42	0.61	8.19
Withholding tax including surcharge on interest												
Schedule repayment date of principal												
Scheduled payment date of interest	31-01-2022	28.77	0.66	18.85	28-07-2022	10.88	0.56	6.11	31-07-2023	14.34	0.56	8.38
Withholding tax including surcharge on interest												
Schedule repayment date of principal												
Scheduled payment date of interest					26-10-2022	14.03	0.56	7.80	31-10-2023	14.03	0.55	7.77
Withholding tax including surcharge on interest						0.48						
Schedule repayment date of principal												
Scheduled payment date of interest					30-01-2023	14.34	0.63	8.96	31-01-2024	14.03	0.56	8.09
Withholding tax including surcharge on interest												
	31-03-2022			293.66	31-03-2023			11.07	31-03-2024			447.39
At the end of Financial year	31-03-2022	**6,512.20**	**0.63**	**4,089.66**	31-03-2023	**6,512.20**	**0.63**	**4,078.59**	31-03-2024	**6,512.20**	**0.56**	**3,631.20**

(Amount in Lacs) (Amount in Lacs) (Amount in Lacs)

Financial Year (Starting from COD)	2021-22 (01.04.2021 to 31.03.2022)				2022-23 (01.04.2022 to 31.03.2023)				2023-24 (01.04.2023 to 31.03.2024)			
1	1	2	3	4	1	2	3	4	1	2	3	4
JPY Equ. 750Million Drawl VI	Date	Amount (FC)	Ex. Rate	Amount (INR)	Date	Amount (FC)	Ex. Rate	Amount (INR)	Date	Amount (FC)	Ex. Rate	Amount (INR)
Currency 1 JPY												
At the date of drawl	01-04-2021	15,154.83	0.67	10,199.20	01-04-2022	15,154.83	0.63	9,517.24	01-04-2023	15,154.83	0.63	9,491.47
Loan repayment upto previous period												
Net loan at the Beginning of the period	01-04-2021	15,154.83	0.67	10,199.20	01-04-2022	15,154.83	0.63	9,517.24	01-04-2023	15,154.83	0.63	9,491.47
Schedule repayment date of principal												
Scheduled payment date of interest	29-07-2021	65.15	0.66	43.97	28-04-2022	30.88	0.60	18.45	28-04-2023	31.24	0.61	19.07
Withholding tax including surcharge on interest												
Schedule repayment date of principal												
Scheduled payment date of interest	31-01-2022	66.66	0.66	43.88	28-07-2022	32.90	0.56	18.88	31-07-2023	33.37	0.56	18.51
Withholding tax including surcharge on interest												
Schedule repayment date of principal												
Scheduled payment date of interest					26-10-2022	32.66	0.56	18.15	31-10-2023	32.66	0.55	18.07
Withholding tax including surcharge on interest												
Schedule repayment date of principal												
Scheduled payment date of interest					30-01-2023	33.37	0.63	20.90	31-01-2024	32.66	0.56	18.82
Withholding tax including surcharge on interest												
ERV	31-03-2022			681.97	31-03-2023			25.76	31-03-2024			1,041.14
At the end of Financial year	31-03-2022	**15,154.83**	**0.63**	**9,517.24**	31-03-2023	**15,154.83**	**0.63**	**9,491.47**	31-03-2024	**15,154.83**	**0.56**	**8,450.34**

(Amount in Lacs) (Amount in Lacs) (Amount in Lacs)

Financial Year (Starting from COD)	2021-22 (01.04.2021 to 31.03.2022)				2022-23 (01.04.2022 to 31.03.2023)				2023-24 (01.04.2023 to 31.03.2024)			
1	1	2	3	4	1	2	3	4	1	2	3	4
Euro Loan I Drawl I	Date	Amount (FC)	Ex. Rate	Amount (INR)	Date	Amount (FC)	Ex. Rate	Amount (INR)	Date	Amount (FC)	Ex. Rate	Amount (INR)
Currency 1 JPY												
At the date of drawl	07-06-2021	30	89.99628	2,700.00	01-04-2022	30.27	85.76	2,595.98	01-04-2023	30.27	90.87	2,750.66
Loan repayment upto previous period												
Net loan at the Beginning of the period	07-06-2021	30	89.99628	2,700.00	01-04-2022	30.27	85.76	2,595.98	01-04-2023	30.27	90.87	2,750.66
Schedule repayment date of principal												
Scheduled payment date of interest					06-06-2022	0.15	82.66	12.02	06-06-2023	0.51	88.66	45.53
Witholding tax including surcharge on interest					06-06-2022	0.00	82.82	0.21	06-06-2023	0.01	88.12	0.90
Schedule repayment date of principal												
Scheduled payment date of interest	06-12-2021	0.15	84.86	12.34	06-12-2022	0.15	85.46	12.49	06-12-2023	0.72	90.80	65.21
Witholding tax including surcharge on interest	06-12-2021	0.00	83.93	0.22	06-12-2022	0.00	84.32	0.22	06-12-2023	0.01	89.57	1.15
Schedule repayment date of principal												
Scheduled payment date of interest												
Witholding tax including surcharge on interest												
	31-03-2022			104.02	31-03-2023			154.68	31-03-2024			19.37
At the end of Financial year	31-03-2022	**30.27**	**85.76**	**2,595.98**	31-03-2023	**30.27**	**90.87**	**2,750.66**	31-03-2024	**30.27**	**91.51**	**2,770.04**

(Amount in Lacs) (Amount in Lacs) (Amount in Lacs)

Financial Year (Starting from COD)	2021-22 (01.04.2021 to 31.03.2022)				2022-23 (01.04.2022 to 31.03.2023)				2023-24 (01.04.2023 to 31.03.2024)			
1	1	2	3	4	1	2	3	4	1	2	3	4
Euro Loan I Drawl II	Date	Amount (FC)	Ex. Rate	Amount (INR)	Date	Amount (FC)	Ex. Rate	Amount (INR)	Date	Amount (FC)	Ex. Rate	Amount (INR)
Currency 1 JPY												
At the date of drawl	11-08-2021	39	87.30897	3,436.00	01-04-2022	39.34	87.31	3,436.00	01-04-2023	39.34	90.87	3,575.10
Loan repayment upto previous period												
Net loan at the Beginning of the period	11-08-2021	39	87.30897	3,436.00	01-04-2022	39.34	87.31	3,436.00	01-04-2023	39.34	90.87	3,575.10
Schedule repayment date of principal												
Scheduled payment date of interest					06-06-2022	0.19	82.66	15.62	06-06-2023	0.67	88.66	59.18
Witholding tax including surcharge on interest					06-06-2022	0.00	82.82	0.27	06-06-2023	0.01	88.12	1.05
Schedule repayment date of principal												
Scheduled payment date of interest	06-12-2021	0.12	84.86	10.31	06-12-2022	0.19	85.46	16.24	06-12-2023	0.94	90.80	84.76
Witholding tax including surcharge on interest	06-12-2021	0.00	83.93	0.18	06-12-2022	0.00	84.32	0.28	06-12-2023	0.02	89.57	1.49
Schedule repayment date of principal												
Scheduled payment date of interest												
Witholding tax including surcharge on interest												
	31-03-2022			60.54	31-03-2023		0.17	140.10	31-03-2024			25.18
At the end of Financial year	31-03-2022	**39.34**	**85.76**	**3,374.06**	31-03-2023	**39.34**	**90.87**	**3,575.10**	31-03-2024	**39.34**	**91.51**	**3,600.28**

(Amount in Lacs) (Amount in Lacs) (Amount in Lacs)

Financial Year (Starting from COD)	2021-22 (01.04.2021 to 31.03.2022)				2022-23 (01.04.2022 to 31.03.2023)				2023-24 (01.04.2023 to 31.03.2024)			
1	1	2	3	4	1	2	3	4	1	2	3	4
Euro Loan I Drawl III	Date	Amount (FC)	Ex. Rate	Amount (INR)	Date	Amount (FC)	Ex. Rate	Amount (INR)	Date	Amount (FC)	Ex. Rate	Amount (INR)
Currency 1 JPY												
At the date of drawl	21-09-2021	21	[illegible]	1,825.00	01-04-2022	21.11	85.78	1,810.56	01-04-2023	21.11	90.87	1,918.44
Loan repayment upto previous period												
Net loan at the Beginning of the period	21-09-2021	21	[illegible]	1,825.00	01-04-2022	21.11	85.78	1,810.56	01-04-2023	21.11	90.87	1,918.44
Schedule repayment date of principal												
Scheduled payment date of interest					06-06-2022	0.10	82.66	8.38	06-06-2023	0.36	88.66	31.78
Withholding tax including surcharge on interest					06-06-2022	0.00	82.92	0.14	06-06-2023	0.01	88.12	0.56
Schedule repayment date of principal												
Scheduled payment date of interest	06-12-2021	0.04	84.86	3.59	06-12-2022	0.10	85.46	8.71	06-12-2023	0.50	90.80	45.48
Withholding tax including surcharge on interest	06-12-2021	0.00	83.93	0.06	06-12-2022	0.00	84.32	0.15	06-12-2023	0.01	89.57	0.80
Schedule repayment date of principal												
Scheduled payment date of interest												
Withholding tax including surcharge on interest												
	31-03-2022			14.44	31-03-2023			107.88	31-03-2024			13.51
At the end of Financial year	31-03-2022	**21.11**	**85.78**	**1,810.56**	31-03-2023	**21.11**	**90.87**	**1,918.44**	31-03-2024	**21.11**	**91.51**	**1,931.95**

(Amount in Lacs) (Amount in Lacs) (Amount in Lacs)

Financial Year (Starting from COD)	2021-22 (01.04.2021 to 31.03.2022)				2022-23 (01.04.2022 to 31.03.2023)				2023-24 (01.04.2023 to 31.03.2024)			
1	1	2	3	4	1	2	3	4	1	2	3	4
USD 750M Drawl I	Date	Amount (FC)	Ex. Rate	Amount (INR)	Date	Amount (FC)	Ex. Rate	Amount (INR)	Date	Amount (FC)	Ex. Rate	Amount (INR)
Currency 1 JPY												
At the date of drawl					25-04-2022	51	76.16	3,900.00	01-04-2023	51.21	82.74	4,236.79
Loan repayment upto previous period												
Net loan at the Beginning of the period					25-04-2022	51	76.16	3,900.00	01-04-2023	51.21	82.74	4,236.79
Schedule repayment date of principal												
Scheduled payment date of interest					25-07-2022	0.27	80.02	21.94	25-04-2023	1.47	82.15	120.45
Withholding tax including surcharge on interest					25-07-2022	0.00	79.81	0.16	25-04-2023	0.01	81.72	0.91
Schedule repayment date of principal												
Scheduled payment date of interest					25-10-2022	0.49	83.14	40.36	25-10-2023	1.63	83.19	135.50
Withholding tax including surcharge on interest					25-10-2022	0.00	82.55	0.00	25-10-2023	0.01	82.78	1.03
Schedule repayment date of principal												
Scheduled payment date of interest												
Withholding tax including surcharge on interest												
					31-03-2023			336.79	31-03-2024			81.96
At the end of Financial year					31-03-2023	**51.21**	**82.74**	**4,236.79**	31-03-2024	**51.21**	**83.55**	**4,258.75**

(Amount in Lacs) (Amount in Lacs) (Amount in Lacs)

Financial Year (Starting from COD)	2021-22 (01.04.2021 to 31.03.2022)				2022-23 (01.04.2022 to 31.03.2023)				2023-24 (01.04.2023 to 31.03.2024)			
1	1	2	3	4	1	2	3	4	1	2	3	4
USD 750M Drawl II	Date	Amount (FC)	Ex. Rate	Amount (INR)	Date	Amount (FC)	Ex. Rate	Amount (INR)	Date	Amount (FC)	Ex. Rate	Amount (INR)
Currency 1 JPY												
At the date of drawl					29-07-2022	8	79.87	600.00	01-04-2023	7.51	82.74	621.53
Loan repayment upto previous period												
Net loan at the Beginning of the period					29-07-2022	8	79.87	600.00	01-04-2023	7.51	82.74	621.53
Schedule repayment date of principal												
Scheduled payment date of interest									25-04-2023	0.22	82.15	17.87
Withholding tax including surcharge on interest									25-04-2023	0.00	81.72	0.13
Schedule repayment date of principal												
Scheduled payment date of interest					25-10-2022	0.07	83.14	5.72	25-10-2023	0.24	83.19	19.88
Withholding tax including surcharge on interest					25-10-2022	0.00	82.55	0.04	25-10-2023	0.00	82.76	0.15
Schedule repayment date of principal												
Scheduled payment date of interest												
Withholding tax including surcharge on interest												
					31-03-2023			21.53	31-03-2024			9.09
At the end of Financial year					31-03-2023	7.51	82.74	621.55	31-03-2024	7.51	83.55	630.62

(Amount in Lacs) (Amount in Lacs) (Amount in Lacs)

Financial Year (Starting from COD)	2021-22 (01.04.2021 to 31.03.2022)				2022-23 (01.04.2022 to 31.03.2023)				2023-24 (01.04.2023 to 31.03.2024)			
1	1	2	3	4	1	2	3	4	1	2	3	4
USD 750M Drawl III	Date	Amount (FC)	Ex. Rate	Amount (INR)	Date	Amount (FC)	Ex. Rate	Amount (INR)	Date	Amount (FC)	Ex. Rate	Amount (INR)
Currency 1 JPY												
At the date of drawl					26-09-2022	6	81.58	500.00	01-04-2023	6.13	82.74	507.13
Loan repayment upto previous period												
Net loan at the Beginning of the period					26-09-2022	6	81.58	500.00	01-04-2023	6.13	82.74	507.13
Schedule repayment date of principal												
Scheduled payment date of interest									25-04-2023	0.18	82.15	14.42
Withholding tax including surcharge on interest									25-04-2023	0.00	81.72	0.11
Schedule repayment date of principal												
Scheduled payment date of interest					25-10-2022	0.02	83.14	1.58	25-10-2023	0.19	83.19	16.22
Withholding tax including surcharge on interest					25-10-2022	0.00	82.55	0.01	25-10-2023	0.00	82.76	0.12
Schedule repayment date of principal												
Scheduled payment date of interest												
Withholding tax including surcharge on interest												
					31-03-2023			7.13	31-03-2024			7.42
At the end of Financial year					31-03-2023	6.13	82.74	507.13	31-03-2024	6.13	83.55	514.55

(Amount in Lacs) (Amount in Lacs) (Amount in Lacs)

Financial Year (Starting from COD)	2021-22 (01.04.2021 to 31.03.2022)				2022-23 (01.04.2022 to 31.03.2023)				2023-24 (01.04.2023 to 31.03.2024)			
1	1	2	3	4	1	2	3	4	1	2	3	4
USD 750M Drawl IV	Date	Amount (FC)	Ex. Rate	Amount (INR)	Date	Amount (FC)	Ex. Rate	Amount (INR)	Date	Amount (FC)	Ex. Rate	Amount (INR)
Currency 1 JPY												
At the date of drawl					09-11-2022	18	82.46	1,500.00	01-04-2023	18.19	82.74	1,505.06
Loan repayment upto previous period												
Net loan at the Beginning of the period					09-11-2022	18	82.46	1,500.00	01-04-2023	18.19	82.74	1,505.06
Schedule repayment date of principal												
Scheduled payment date of interest									25-04-2023	0.48	82.15	39.66
Withholding tax including surcharge on interest									25-04-2023	0.00	81.72	0.30
Schedule repayment date of principal												
Scheduled payment date of interest									25-10-2023	0.58	83.19	48.13
Withholding tax including surcharge on interest									25-10-2023	0.00	82.76	0.38
Schedule repayment date of principal												
Scheduled payment date of interest												
Withholding tax including surcharge on interest												
					31-03-2023			5.08	31-03-2024			22.01
At the end of Financial year					31-03-2023	18.19	82.74	1,505.06	31-03-2024	18.19	83.55	1,527.07

(Amount in Lacs) (Amount in Lacs) (Amount in Lacs)

Financial Year (Starting from COD)	2021-22 (01.04.2021 to 31.03.2022)				2022-23 (01.04.2022 to 31.03.2023)				2023-24 (01.04.2023 to 31.03.2024)			
1	1	2	3	4	1	2	3	4	1	2	3	4
JPY Equ. $400 Million Drawl I	Date	Amount (FC)	Ex. Rate	Amount (INR)	Date	Amount (FC)	Ex. Rate	Amount (INR)	Date	Amount (FC)	Ex. Rate	Amount (INR)
Currency 1 JPY												
At the date of drawl									15-05-2023	4,910	0.61	3,000.00
Loan repayment upto previous period												-
Net loan at the Beginning of the period									15-05-2023	4,910.39	0.61	3,000.00
Schedule repayment date of principal												-
Scheduled payment date of interest												-
Withholding tax including surcharge on interest												-
Schedule repayment date of principal												-
Scheduled payment date of interest									16-11-2023	29.70	0.55	16.39
Withholding tax including surcharge on interest												-
Schedule repayment date of principal												-
Scheduled payment date of interest												-
Withholding tax including surcharge on interest												-
ERV	31-03-2022			-					31-03-2024			261.97
At the end of Financial year	31-03-2022	-	0.63	-					31-03-2024	4,910.39	0.56	2,738.03

(Amount in Lacs) (Amount in Lacs) (Amount in Lacs)

Financial Year (Starting from COD)	2021-22 (01.04.2021 to 31.03.2022)				2022-23 (01.04.2022 to 31.03.2023)				2023-24 (01.04.2023 to 31.03.2024)			
1	1	2	3	4	1	2	3	4	1	2	3	4
JPY Equ. $400 Million Drawl II	Date	Amount (FC)	Ex. Rate	Amount (INR)	Date	Amount (FC)	Ex. Rate	Amount (INR)	Date	Amount (FC)	Ex. Rate	Amount (INR)
Currency 1 JPY												
At the date of drawl									24-07-2023	1,699	0.59	1,000.00
Loan repayment upto previous period												
Net loan at the Beginning of the period									24-07-2023	1,698.59	0.59	1,000.00
Schedule repayment date of principal												
Scheduled payment date of interest												
Witholding tax including surcharge on interest												
Schedule repayment date of principal												
Scheduled payment date of interest									15-11-2023	6.37	0.55	3.51
Witholding tax including surcharge on interest												
Schedule repayment date of principal												
Scheduled payment date of interest												
Witholding tax including surcharge on interest												
ERV	31-03-2022			-					31-03-2024			52.87
At the end of Financial year	31-03-2022	-	**0.63**	-					31-03-2024	**1,658.55**	**0.56**	**547.13**

(Amount in Lacs) (Amount in Lacs) (Amount in Lacs)

Financial Year (Starting from COD)	2021-22 (01.04.2021 to 31.03.2022)				2022-23 (01.04.2022 to 31.03.2023)				2023-24 (01.04.2023 to 31.03.2024)			
1	1	2	3	4	1	2	3	4	1	2	3	4
JPY Equ. $400 Million Drawl III	Date	Amount (FC)	Ex. Rate	Amount (INR)	Date	Amount (FC)	Ex. Rate	Amount (INR)	Date	Amount (FC)	Ex. Rate	Amount (INR)
Currency 1 JPY												
At the date of drawl									25-09-2023	893	0.56	500.00
Loan repayment upto previous period												
Net loan at the Beginning of the period									25-09-2023	893	0.56	500.00
Schedule repayment date of principal												
Scheduled payment date of interest												
Witholding tax including surcharge on interest												
Schedule repayment date of principal												
Scheduled payment date of interest									15-11-2023	1.60	0.55	0.83
Witholding tax including surcharge on interest												
Schedule repayment date of principal												
Scheduled payment date of interest												
Witholding tax including surcharge on interest												
ERV	31-03-2022			-					31-03-2024			2.23
At the end of Financial year	31-03-2022	-	**0.63**	-					31-03-2024	**892.70**	**0.56**	**497.77**

(Amount in Lacs) (Amount in Lacs) (Amount in Lacs)

Financial Year (Starting from COD)	2021-22 (01.04.2021 to 31.03.2022)				2022-23 (01.04.2022 to 31.03.2023)				2023-24 (01.04.2023 to 31.03.2024)			
1	1	2	3	4	1	2	3	4	1	2	3	4
JPY Equ. $400 Million Drawl IV	Date	Amount (FC)	Ex. Rate	Amount (INR)	Date	Amount (FC)	Ex. Rate	Amount (INR)	Date	Amount (FC)	Ex. Rate	Amount (INR)
Currency 1 JPY												
At the date of drawl									22-12-2023	1,726	0.58	1,000.00
Loan repayment upto previous period												
Net loan at the Beginning of the period									22-12-2023	1,726	0.58	1,000.00
Schedule repayment date of principal												
Scheduled payment date of interest												
Witholding tax including surcharge on interest												
Schedule repayment date of principal												
Scheduled payment date of interest												
Witholding tax including surcharge on interest												
Schedule repayment date of principal												
Scheduled payment date of interest												
Witholding tax including surcharge on interest												
ERV	31-03-2022			-					31-03-2024			36.67
At the end of Financial year	31-03-2022	-	**0.63**	-					31-03-2024	**1,727.64**	**0.56**	**963.33**

(Amount in Lacs) (Amount in Lacs) (Amount in Lacs)

Financial Year (Starting from COD)	2021-22 (01.04.2021 to 31.03.2022)				2022-23 (01.04.2022 to 31.03.2023)				2023-24 (01.04.2023 to 31.03.2024)			
1	1	2	3	4	1	2	3	4	1	2	3	4
JBIC Green I Drawl I	Date	Amount (FC)	Ex. Rate	Amount (INR)	Date	Amount (FC)	Ex. Rate	Amount (INR)	Date	Amount (FC)	Ex. Rate	Amount (INR)
Currency 1 JPY												
At the date of drawl	01-04-2021	1,100.71	0.67	740.78	01-04-2022	1,100.71	0.63	691.24	01-04-2023	1,100.71	0.63	689.37
Loan repayment upto previous period												
Net loan at the Beginning of the period	01-04-2021	1,100.71	0.67	740.78	01-04-2022	1,100.71	0.63	691.24	01-04-2023	1,100.71	0.63	689.37
Schedule repayment date of principal	17-03-2021				17-03-2023							
Scheduled payment date of interest	17-04-2021	0.56	0.69	0.39	17-04-2022	5.09	0.61	3.09				
Witholding tax including surcharge on interest												
Schedule repayment date of principal	17-05-2021								19-09-2023	44.03	0.56	24.77
Scheduled payment date of interest	18-10-2021	5.18	0.66	3.44	20-09-2022	5.49	0.55	3.04	19-09-2023	5.30	0.56	2.99
Witholding tax including surcharge on interest												
Schedule repayment date of principal									18-03-2024	44.03	0.56	24.72
Scheduled payment date of interest					17-03-2023	5.08	0.61	3.11	18-03-2024	5.10	0.57	2.92
Witholding tax including surcharge on interest												
ERV	31-03-2022			49.53	31-03-2023			1.87	31-03-2024			75.24
At the end of Financial year	31-03-2022	**1,100.71**	**0.63**	**691.24**	31-03-2023	**1,100.71**	**0.63**	**688.37**	31-03-2024	**1,012.65**	**0.56**	**564.65**

(Amount in Lacs) (Amount in Lacs) (Amount in Lacs)

Financial Year (Starting from COD)	2021-22 (01.04.2021 to 31.03.2022)				2022-23 (01.04.2022 to 31.03.2023)				2023-24 (01.04.2023 to 31.03.2024)			
1	1	2	3	4	1	2	3	4	1	2	3	4
JBIC Green I Drawl II	Date	Amount (FC)	Ex. Rate	Amount (INR)	Date	Amount (FC)	Ex. Rate	Amount (INR)	Date	Amount (FC)	Ex. Rate	Amount (INR)
Currency 1 JPY												
At the date of drawl	27-09-2021	3,736.17	0.67	2,490.00	01-04-2022	3,736.17	0.63	2,346.31	01-04-2023	3,736.17	0.63	2,339.96
Loan repayment upto previous period												
Net loan at the Beginning of the period	27-09-2021	3,736.17	0.67	2,490.00	01-04-2022	3,736.17	0.63	2,346.31	01-04-2023	3,736.17	0.63	2,339.96
Schedule repayment date of principal					17-03-2022							
Scheduled payment date of interest					17-04-2022	16.33	0.61	9.90				
Withholding tax including surcharge on interest												
Schedule repayment date of principal									19-09-2023	149.45	0.56	84.06
Scheduled payment date of interest					20-09-2022	16.63	0.55	10.02	19-09-2023	18.08	0.56	10.16
Withholding tax including surcharge on interest												
Schedule repayment date of principal									18-03-2024	149.45	0.56	83.90
Scheduled payment date of interest					17-03-2023	17.23	0.61	10.56	18-03-2024	17.31	0.57	9.90
Withholding tax including surcharge on interest												
ERV	31-03-2022			143.69	31-03-2023			6.35	31-03-2024			355.37
At the end of Financial year	31-03-2022	3,736.17	0.63	2,346.31	31-03-2023	3,736.17	0.63	2,339.96	31-03-2024	3,437.27	0.56	1,916.62

(Amount in Lacs) (Amount in Lacs) (Amount in Lacs)

Financial Year (Starting from COD)	2021-22 (01.04.2021 to 31.03.2022)				2022-23 (01.04.2022 to 31.03.2023)				2023-24 (01.04.2023 to 31.03.2024)			
1	1	2	3	4	1	2	3	4	1	2	3	4
JBIC Green I Drawl III	Date	Amount (FC)	Ex. Rate	Amount (INR)	Date	Amount (FC)	Ex. Rate	Amount (INR)	Date	Amount (FC)	Ex. Rate	Amount (INR)
Currency 1 JPY												
At the date of drawl	11-01-2022	5,816.48	0.641667[illegible]	3,732.24	01-04-2022	5,816.48	0.63	3,652.75	01-04-2023	5,816.48	0.63	3,642.86
Loan repayment upto previous period												
Net loan at the Beginning of the period	11-01-2022	5,816.48	0.641667[illegible]	3,732.24	01-04-2022	5,816.48	0.63	3,652.75	01-04-2023	5,816.48	0.63	3,642.86
Schedule repayment date of principal					17-03-2022							
Scheduled payment date of interest					17-04-2022	6,834.99	0.61	4,034.78				
Withholding tax including surcharge on interest												
Schedule repayment date of principal									19-09-2023	232.66	0.56	130.87
Scheduled payment date of interest					20-09-2022	29.01	0.55	18.06	19-09-2023	28.12	0.56	15.82
Withholding tax including surcharge on interest												
Schedule repayment date of principal									18-03-2024	232.66	0.56	130.81
Scheduled payment date of interest					17-03-2023	26.82	0.61	16.44	18-03-2024	26.94	0.57	15.41
Withholding tax including surcharge on interest												
ERV	31-03-2022			79.49	31-03-2023			9.69	31-03-2024			397.57
At the end of Financial year	31-03-2022	5,816.48	0.63	3,652.75	31-03-2023	5,816.48	0.63	3,642.86	31-03-2024	5,351.16	0.56	2,983.81

(Amount in Lacs) (Amount in Lacs) (Amount in Lacs)

Financial Year (Starting from COD)	2021-22 (01.04.2021 to 31.03.2022)				2022-23 (01.04.2022 to 31.03.2023)				2023-24 (01.04.2023 to 31.03.2024)			
1	1	2	3	4	1	2	3	4	1	2	3	4
JBIC Green I Drawl IV	Date	Amount (FC)	Ex. Rate	Amount (INR)	Date	Amount (FC)	Ex. Rate	Amount (INR)	Date	Amount (FC)	Ex. Rate	Amount (INR)
Currency 1 JPY												
At the date of drawl					01-04-2022	-	0.00	-	01-04-2023	1,338.44	0.63	838.26
Loan repayment upto previous period												
Net loan at the Beginning of the period					28-04-2022	1338.44	0.5975	799.76	01-04-2023	1,338.44	0.63	838.26
Schedule repayment date of principal												
Scheduled payment date of interest					20-09-2022	5.16	0.55	2.86				
Withholding tax including surcharge on interest												
Schedule repayment date of principal									19-09-2023	53.54	0.56	30.11
Scheduled payment date of interest									19-09-2023	6.47	0.56	3.64
Withholding tax including surcharge on interest												
Schedule repayment date of principal									18-03-2024	53.54	0.56	30.06
Scheduled payment date of interest					17-03-2023	6.17	0.61	3.78	18-03-2024	6.26	0.57	3.55
Withholding tax including surcharge on interest												
ERV	31-03-2022				31-03-2023			38.50	31-03-2024			91.45
At the end of Financial year	31-03-2022	-	0.63	-	31-03-2023	1,338.44	0.63	838.26	31-03-2024	1,231.36	0.56	686.61

PART 1
FORM- 5A

Abstract of Claimed Capital Cost for the existing Projects

Name of the Company :	**NTPC Limited**
Name of the Power Station :	**Gadarwara**

		Amount in Rs Lakh
Last date of order of Commission for the project	**Date (DD-MM-YYYY)**	
Reference of petition no. in which the above order was passed	**Petition no.**	
Following details (whether admitted and /or considered) as on the last date of the period for which tariff is claimed (31.03.2024) as per true up petition 19-24		
Capital cost	**(Rs. in lakh)**	13,45,748.84
Amount of un-discharged liabilities included in above (& forming part of admitted capital cost)		
Amount of un-discharged liabilities corresponding to above admitted capital cost (but not forming part of admitted capital cost being allowed on cash basis)		50709.78
Gross Normative Debt		9,42,024.19
Cumulative Repayment		2,65,598.92
Net Normative Debt		676425.27
Normative Equity		4,03,724.65
Cumulative Depreciation		265726.27
Freehold land		39,391.16

(Petitioner)

*Additional form

Statement Giving Details of Project Financed through a Combination of loan

Form 8

TRANCHE NO

SP NO 6060000762 **T00001** **D00001**

Unsecured Loan From AXIS BANK-II				
Source of Loan :	**AXIS BANK-II**			
Currency :	INR			
Amount of Loan :	25,00,00,00,000			
Total Drawn amount :	5,00,00,00,000			
Date of Drawn :	11.07.2019			
Interest Type :	Floating			
Fixed Interest Rate :				
Base Rate, If Floating Interest :	D00001- 8.30%			
Margin, If Floating Interest :	-			
Are there any Capsi Floor :	Y/N			
Frequency of Int. Payment :	MONTHLY			
If Above is yes, specify Capsi Floor :				
Moratorium Period :	3 Years			
Moratorium effective from :	11.07.2019			
Repayment Period (Inc Moratorium) :	12 Years			
Repayment Frequency :	9 Yearly Yearly Installment			
Repayment Type :	AVG			
First Repayment Date :	11.07.2023			
Base Exchange Rate :	RUPEE			
Date of Base Exchange Rate :	N.A.			
Project Code	Project Name	Amount		
	BARH-I	50,00,00,000	11.07.2019	T00001 D00001
	GADARWARA	2,96,00,00,000	11.07.2019	
	NCPS-PSO	24,00,00,000	11.07.2019	
	BILHAUR SOLAR 24SUNE	50,00,00,000	11.07.2019	
	TALAIPALI	1,00,00,00,000	11.07.2019	TRANSFERRED TO LARA : ON 1/7/2021
Total Allocated Amount		**5,00,00,00,000**		

Statement Giving Details of Project Financed through a Combination of loan

Form 8

TRANCHE NO

IDF NO 8858000782	T00001	D00004
	Unsecured Loan From AXIS BANK-II	
Source of Loan	AXIS BANK-II	
Currency	INR	
Amount of Loan	25,00,00,00,000	
Total Drawn amount	1,50,00,00,000	
Date of Drawl	24.03.2020	
Interest Type	Floating	
Fixed Interest Rate		
Base Rate, if Floating Interest	7.45%	
Margin, if Floating Interest	-	
Are there any Caps/ Floor	YIN	
Frequency of Intt. Payment	MONTHLY	
If Above is yes, specify Caps/ Floor		
Moratorium Period	3 Years	
Moratorium effective from	24.03.2020	
Repayment Period (Ac Moratorium)	12 Years	
Repayment Frequency	9 Yearly Yearly Instalment	
Repayment Type	AVG	
First Repayment Date	11.07.2023	
Base Exchange Rate	RUPEE	
Date of Base Exchange Rate	N.A.	
Project Code	Project Name	Amount
	LARA	45,00,00,000 24.03.2020 T00001 D00004
	BADARWARA	22,00,00,000 24.03.2020 D00004
	DARLIPALLI	55,00,00,000 24.03.2020 D00004
	TANDA-II	28,00,00,000 24.03.2020 D00004
Total Allocated Amount		1,50,00,00,000

Statement Giving Details of Project Financed through a Combination of loan

Form 8

TRANCHE NO

SP NO 6060000762 **T00001** **D00006**

Unsecured Loan From AXIS BANK-II					
Source of Loan :	**AXIS BANK-II**				
Currency :	INR				
Amount of Loan :	25,00,00,00,000				
Total Drawn amount :	5,00,00,00,000				
Date of Drawn :	08.04.2020				
Interest Type :	Floating				
Fixed Interest Rate :					
Base Rate, If Floating Interest :	7.45%				
Margin, If Floating Interest :	-				
Are there any Capsi Floor :	Y/N				
Frequency of Intt. Payment :	MONTHLY				
If Above is yes, specify Capsi Floor :					
Moratorium Period :	3 Years				
Moratorium effective from :	08.04.2020				
Repayment Period (Inc Moratorium) :	12 Years				
Repayment Frequency :	9 Yearly Yearly Installment				
Repayment Type :	AVG				
First Repayment Date :	11.07.2023				
Base Exchange Rate :	RUPEE				
Date of Base Exchange Rate :	N.A.				
Project Code	Project Name	Amount			
	BARHI	70,00,00,000	08.04.2020	D00006	
	GADARWARA	80,00,00,000	08.04.2020	D00006	
	DARUPALLI	30,00,00,000	08.04.2020	D00006	
	KHARGONE	30,00,00,000	08.04.2020	D00006	
	SARALINI-II	40,00,00,000	08.04.2020	D00006	TRANSFERRED TO NORTH KARANPURA 1/3/2021
	BILHAUR SOLAR 55MW	50,00,00,000	08.04.2020	D00006	
	AURAIYA SOLAR 20MW	5,00,00,000	08.04.2020	D00006	
	AURAIYA SOLAR FS 20MW	5,00,00,000	08.04.2020	D00006	
	SIMHADRI FLOATING	5,00,00,000	08.04.2020	D00006	
	SINGRAULI R&M	45,00,00,000	08.04.2020	D00006	
	KORBA R&M	52,00,00,000	08.04.2020	D00006	
	RAMAGUNDAM I & II R&M	45,00,00,000	08.04.2020	D00006	
	VINDHYACHAL R&M	40,00,00,000	08.04.2020	D00006	
	FARAKKA R&M	35,00,00,000	08.04.2020	D00006	
	RIHAND R&M	35,00,00,000	08.04.2020	D00006	
	DADRI GAS R&M	5,00,00,000	08.04.2020	D00006	
	TSTPP R&M	5,00,00,000	08.04.2020	D00006	
	NCTPP R&M	5,00,00,000	08.04.2020	D00006	
	CHATTI BARIATU CMS	5,00,00,000	08.04.2020	D00006	
Total Allocated Amount		**5,00,00,00,000**			

Statement Giving Details of Project Financed through a Combination of loan

Form 8

TRANCHE NO

SP NO SB60001001	T00001	D00001
	Unsecured Loan From AXIS BANK-III	
Source of Loan :	AXIS BANK-III	
Currency :	INR	
Amount of Loan :	20,00,00,00,000	
Total Drawn amount :	3,42,00,00,000	
Date of Drawl :	24.08.2020	
Interest Type :	Floating	
Fixed Interest Rate :		
Base Rate, if Floating Interest :	6.30%	
Margin, if Floating Interest :	-	
Are there any Caps/ Floor :	Nil	
Frequency of Intt. Payment :	MONTHLY	
If Above is yes, specify Caps/ Floor :		
Moratorium Period :	3 Years	
Moratorium effective from :	24.08.2020	
Repayment Period (Inc Moratorium) :	15 Years	
Repayment Frequency :	12 Yearly Years Instalment	
Repayment Type :	AUG	
First Repayment Date :	24.08.2024	
Base Exchange Rate :	RUPEE	
Date of Base Exchange Rate :	N.A.	

Project Code	Project Name	Amount		
	DARLIPALLI	58,00,00,000.00	24.08.2020	D00001
	DADARWARA	1,06,00,00,000.00	24.08.2020	D00001
	TALAIPALLI COAL MINE	15,50,00,000.00	24.08.2020	D00001
	TAPOVAN VISHNUGARH	52,50,00,000.00	24.08.2020	D00001
	TELANGANA	1,50,00,00,000.00	24.08.2020	D00001
Total Allocated Amount		**3,42,00,00,000**		

Loan repaid 28/3/2023

Statement Giving Details of Project Financed through a Combination of loan

Form 8

TRANCHE NO

SP NO SB60001571	T00001	D00001
	Unsecured Loan From AXIS BANK-JV	
Source of Loan :	AXIS BANK-JV	
Currency :	INR	
Amount of Loan :	19,00,00,00,000	
Total Drawn amount :	19,00,00,00,000	
Date of Drawl :	25.03.2023	
Interest Type :	Floating	
Fixed Interest Rate :		
Base Rate, if Floating Interest :	8.00%	
Margin, if Floating Interest :	-	
Are there any Caps/ Floor :	YES	
Frequency of Intt. Payment :	MONTHLY	
If Above is yes, specify Caps/ Floor :		
Moratorium Period :	0 Years	
Moratorium effective from :	NIL	
Repayment Period (Inc Moratorium) :	10 Years	
Repayment Frequency :	10 Yearly Instalment	
Repayment Type :	AUTO	
First Repayment Date :	25.03.2024	
Base Exchange Rate :	RUPEE	
Date of Base Exchange Rate :	N.A.	

Project Code	Project Name	Amount		
	TANDA-II	18,00,00,000.00	25.03.2023	D00001
	NCPS-PSO	24,00,00,000.00	25.03.2023	
	TPTS-KANU	8,00,00,000.00	25.03.2023	
	SARH-I	2,80,00,00,000.00	25.03.2023	
	NORTH KARANPURA	85,00,00,000.00	25.03.2023	
	LARA	3,80,00,00,000.00	25.03.2023	
	GADARWARA	4,84,00,00,000.00	25.03.2023	
	DARLIPALI	1,84,00,00,000.00	25.03.2023	
	KHARGONE	1,15,00,00,000.00	25.03.2023	
	TELANGANA	1,90,00,00,000.00	25.03.2023	
	KERENDARI	2,40,00,00,000.00	25.03.2023	
	CHATTI SARJATU	5,00,00,000.00	25.03.2023	
	TAPOVAN VISHNUGAD	92,60,00,000.00	25.03.2023	
	TALAIPALI	53,90,00,000.00	25.03.2023	
Total Allocated Amount		19,00,00,00,000		

Statement Giving Details of Project Financed through a Combination of loan

Form 9

TRANCHE NO

Total Drawn amount : [redacted]

BP NO 6060000886 **T00001** **D00001**

Unsecured Loan From Bank Of India-III

Source of Loan :	**Bank Of India-III**	
Currency :	INR	
Amount of Loan	1000000000	
Total Drawn amount :	4,00,00,00,000	
Date of Drawal :	18.06.2020	
Interest Type :	Floating	
Fixed Interest Rate :		
Base Rate, if Floating Interest :	7.20%	
Margin, if Floating Interest :	NIL	
Are there any Capoi Floor :	Yes	
Frequency of Intt. Payment :	Monthly	
If Above is yes, specify Capoi Floor :		
Moratorium Period :	3 Years	
Moratorium effective from :	18.06.2020 (Loan prepaid on 07.12.2020)	
Repayment Period (Incl Moratorium) :	12 Years	
Repayment Frequency :	Yearly	
Repayment Type :	AVG	
First Repayment Date :	18.06.2024	
Base Exchange Rate :	RUPEE	
Date of Base Exchange Rate :		

Project Code	Project Name	Amount				
	SAPH II	30,00,00,000	18.06.2020	T00001	D00001	10.25%
	BUHALR SOLAR 24MW	80,00,00,000	18.06.2020			
	GADARWARA	90,00,00,000	18.06.2020			
	BUHALR SOLAR 8MW	16,00,00,000	18.06.2020			
	TOKALA SOLAR-50MW	84,00,00,000	18.06.2020			
	RAIRI SAPWADIH ONE	1,00,00,00,000	18.06.2020			
Total Allocated Amount		**4,00,00,00,000**				

Statement Giving Details of Project Financed through a Combination of loan

Form 8

TRANCHE NO

BF NO 83580001041	T00001	D00001

Unsecured Loan From Bank Of India-IV

Source of Loan	Bank Of India-IV	
Currency	INR	
Amount of Loan	22000000000	
Total Drawn amount	18,20,00,00,000	
Date of Drawal	07.12.2020	
Interest Type	Floating	
Fixed Interest Rate		
Base Rate, if Floating Interest	6.00%	
Margin, if Floating Interest	NIL	
Are there any Caps/ Floor	Yes	
Frequency of Int. Payment	Monthly	
If Above is yes, specify Caps/ Floor		
Moratorium Period	1 Years	
Moratorium effective from	07.12.2020	
Repayment Period (Pot Moratorium)	10 Years	
Repayment Frequency	Yearly	
Repayment Type	AVG	
First Repayment Date	07.12.2024	
Base Exchange Rate	RUPEE	
Date of Base Exchange Rate		

Project Code	Project Name	Amount	
	UNCHAHAR SOLAR PV	16,00,00,000	07.12.2020
	VINDHYACHAL-V	80,00,00,000	07.12.2020
	TALCHER SOLAR PV	30,00,00,000	07.12.2020
	BARH I	30,00,00,000	07.12.2020
	BARH-II	90,00,00,000	07.12.2020
	FOLDAM	80,00,00,000	07.12.2020
	FAKIR BARWADIH CMB	2,00,00,00,000	07.12.2020
	SOLAPUR	1,72,00,00,000	07.12.2020
	KUDGI	2,12,00,00,000	07.12.2020
	LARA	1,36,00,00,000	07.12.2020
	GADARWARA	1,48,00,00,000	07.12.2020
	RAJGARH SOLAR PV	84,00,00,000	07.12.2020
	LATA TAPOVAN	56,00,00,000	07.12.2020
	DARLIPALLI	1,60,00,00,000	07.12.2020
	BILHAUR SOLAR 140MW	80,00,00,000	07.12.2020
	BILHAUR SOLAR 55MW	28,00,00,000	07.12.2020
	SAMBHU KI BHURJI-TOKALA	84,00,00,000	07.12.2020
Total Allocated Amount		18,20,00,00,000	

Form 8

TRANCHE NO

EP NO 8360000981	T00001	D00001		
Unsecured Loan From HDFC Bank Ltd 0X				
Source of Loan :	HDFC Bank Ltd. 0X			
Currency :	INR			
Amount of Loan :	30,00,00,00,000			
Total Drawn amount :	3,00,00,00,000			
Date of drawl :	30.06.2020			
Interest Type :	Floating			
Fixed Interest Rate :				
Base Rate, If Floating Interest :	6.30%			
Margin, If Floating Interest :	NIL			
Are there any Capital Floor :	Y/N			
Frequency of Intt. Payment :	MONTHLY			
If Above is yes, specify Capital Floor :				
Moratorium Period :	3 Years			
Moratorium effective from :	30.06.2020			
Repayment Period (inc Moratorium) :	15 Years			
Repayment Frequency :	12 Yearly Instalment			
Repayment Type :	AVG			
First Repayment Date :	30.06.2024			
Base Exchange Rate :	RUPEE			
Date of Base Exchange Rate :	N.A.			
Project Code	Project Name	Amount		
	BARH-I	87,89,00,000	30.06.2020	
	TAPOVAN VISHNUGAD	28,85,00,000	30.06.2020	
	RAKBI BARWADIH DMB	49,00,00,000	30.06.2020	
	LARA-I	28,53,00,000	30.06.2020	
	GADARWARA	30,25,00,000	30.06.2020	
	DABURALLI	30,00,00,000	30.06.2020	
	TALAIPALI COAL MINE	15,00,00,000	30.06.2020	TRANSFERRED TO LARA I 01.07.2021
	BARAUNI-II	20,00,00,000	30.06.2020	ANSFERRED TO CHATTI BARAITU 01.03.2
	BILHAUR SOLAR SADMW	20,00,00,000	30.06.2020	
	JETSAR SOLAR	5,00,00,000	30.06.2020	
	KIRENDARI	15,00,00,000	30.06.2020	
	CHATTI BARIATU DMB	15,85,00,000	30.06.2020	
Total Allocated Amount		3,00,00,00,000		

Form 8

TRANCHE NO

BP NO 6060000881 T00001 D00001

Unsecured Loan From HDFC Bank Ltd. IX			
Source of Loan	HDFC Bank Ltd. IX		
Currency	INR		
Amount of Loan	30,00,00,00,000		
Total Drawl amount	2,00,00,00,000		
Date of drawl	13.08.2020		
Interest Type	Floating		
Fixed Interest Rate			
Base Rate, if Floating Interest	6.30%		
Margin, if Floating Interest	Nil		
Are there any Caps/ Floor	Y/N		
Frequency of Int. Payment	MONTHLY		
If Above is yes, specify Caps/ Floor			
Moratorium Period	3 Years		
Moratorium effective from	13.08.2020		
Repayment Period (Inc Moratorium)	15 Years		
Repayment Frequency	12 Yearly Instalment		
Repayment Type	AVG		
First Repayment Date	30.06.2024		
Base Exchange Rate	RUPEE		
Date of Base Exchange Rate	N.A.		
Project Code	Project Name	Amount	
	SABH	70,00,00,000	13.08.2020
	DADARWARA	80,00,00,000	13.08.2020
	NORTH KARANPURA	45,00,00,000	13.08.2020
	TELANGANA	25,00,00,000	13.08.2020
	TALAIPALI	50,00,00,000	13.08.2020
Total Allocated Amount		2,50,00,00,000	

TRANSFERRED TO LARA I 01.07.2021

TRANCHE NO

BP NO 8360000981	T00001	D00007
Unsecured Loan From HDFC Bank Ltd IX		
Source of Loan :	HDFC Bank Ltd. IX	
Currency :	INR	
Amount of Loan :	50,00,00,00,000	
Total Drawn amount :	3,00,00,00,000	
Date of drawl :	04.11.2020	
Interest Type :	Floating	
Fixed Interest Rate :		
Base Rate, If Floating Interest :	5.95%	
Margin, If Floating Interest :	NIL	
Are there any Capital Floor :	Y/N	
Frequency of Intt. Payment :	MONTHLY	
If Above is yes, specify Capital Floor :		
Moratorium Period :	3 Years	
Moratorium effective from :	04.11.2020	
Repayment Period (inc Moratorium) :	15 Years	
Repayment Frequency :	12 Yearly Installment	
Repayment Type :	AVG	
First Repayment Date :	30.06.2024	
Base Exchange Rate :	RUPEE	
Date of Base Exchange Rate :	N.A.	
Project Code	Project Name	Amount
	BARH I	3,00,00,00,000 04.11.2020
	NORTH KARANPURA	50,00,00,000 04.11.2020
	TARDVAN VISHNUGARH	25,00,00,000 04.11.2020
	LARA-I	50,00,00,000 04.11.2020
	GADARWARA	50,00,00,000 04.11.2020
Total Allocated Amount		5,00,00,00,000

SP NO 6E60000821	TRANCHE NO T00001	D00008
Unsecured Loan From HDFC Bank Ltd. IX		
Source of Loan :	HDFC Bank Ltd. IX	
Currency :	INR	
Amount of Loan :	50,00,00,00,000	
Total Drawn amount :	5,00,00,00,000	
Date of draw :	07.12.2020	
Interest Type :	Floating	
Fixed Interest Rate :		
Base Rate, if Floating Interest :	0.00%	
Margin, if Floating Interest :	NIL	
Are there any Caps/ Floor :	YES	
Frequency of Intt. Payment :	MONTHLY	
If Above is yes, specify Caps/ Floor :		
Moratorium Period :	3 Years	
Moratorium effective from :	07.12.2020	
Repayment Period (Inc Moratorium) :	10 Years	
Repayment Frequency :	12 Yearly Instalment	
Repayment Type :	AVG	
First Repayment Date :	30.09.2024	
Base Exchange Rate :	RUPEE	
Date of Base Exchange Rate :	N.A.	
Project Code	Project Name	Amount
	TANDA-II	82,00,00,000.00 07.12.2020
	BIRHU	1,30,00,00,000.00 07.12.2020
	NORTH KARANPURA	40,00,00,000.00 07.12.2020
	TARCHAN VISHNUGARH	70,00,00,000.00 07.12.2020
	CARAV	1,30,00,00,000.00 07.12.2020
	GADARWARA	25,00,00,000.00 07.12.2020
	RAMMAM	5,00,00,000.00 07.12.2020
	DARLIPALLI	50,00,00,000.00 07.12.2020
	KHARGONE	1,20,00,00,000.00 07.12.2020
	TELANGANA	1,20,00,00,000.00 07.12.2020
Total Allocated Amount		6,00,00,00,000

TRANCHE NO

BP NO 8360000981	T00001	D00010	
Unsecured Loan From HDFC Bank Ltd IX			
Source of Loan :	HDFC Bank Ltd. IX		
Currency :	INR		
Amount of Loan :	50,00,00,00,000		
Total Drawn amount :	5,93,00,00,000		
Date of drawl :	24.12.2020		
Interest Type :	Floating		
Fixed Interest Rate :			
Base Rate, If Floating Interest :	5.95%		
Margin, If Floating Interest :	NIL		
Are there any Capital Floor :	Y/N		
Frequency of Intt. Payment :	MONTHLY		
If Above is yes, specify Capital Floor :			
Moratorium Period :	3 Years		
Moratorium effective from :	24.12.2020		
Repayment Period (Inc Moratorium) :	15 Years		
Repayment Frequency :	12 Yearly Installment		
Repayment Type :	AVG		
First Repayment Date :	30.06.2024		
Base Exchange Rate :	RUPEE		
Date of Base Exchange Rate :	N.A.		
Project Code	Project Name	Amount	
	TANDA-II	7,50,00,000.00	24.12.2020
	BARH-I	48,00,00,000.00	24.12.2020
	NORTH KARANPURA	90,00,00,000.00	24.12.2020
	GADARWARA	90,00,00,000.00	24.12.2020
	LARA-I	90,00,00,000.00	24.12.2020
	DARLIPALLI	10,00,00,000.00	24.12.2020
	KHARGONE	84,00,00,000.00	24.12.2020
	TAPOVAN VISHNUGARH	25,00,00,000.00	24.12.2020
	RAMMAM	15,00,00,000.00	24.12.2020
	BARAUNI-II	3,00,00,000.00	24.12.2020
	RAMAGUNDAM FLOATING SOLAR	9,00,00,000.00	24.12.2020
	BILHAUR SOLAR 140MW	6,00,00,000.00	24.12.2020
	BILHAUR SOLAR 60MW	10,00,00,000.00	24.12.2020
	AURAIYA SOLAR 20MW	3,20,00,000.00	24.12.2020
	SIMHADRI FLOATING	1,50,00,000.00	24.12.2020
	KAYAMKULAM FS (22 MW)	4,00,00,000.00	24.12.2020
	JETSAR SOLAR	2,00,00,000.00	24.12.2020
	FATEHGARH (250MW)	60,00,00,000.00	24.12.2020
	BONGAIGAON	60,00,00,000.00	24.12.2020
	SOLAPUR	10,00,00,000.00	24.12.2020
	KORBA R&M	10,00,00,000.00	24.12.2020
	VINDHYACHAL R&M	5,30,00,000.00	24.12.2020
	FARAKKA R&M	2,50,00,000.00	24.12.2020
	KIRENDARI	4,00,00,000.00	24.12.2020
	PAKRI BARWADIH CMB	1,50,00,000.00	24.12.2020
Total Allocated Amount		5,93,00,00,000	

TRANSFERRED TO AURAIYA SOLAR FS 20 01.08.2021

Form 8

TRANCHE NO

BP NO 6950000791 T00001 D00007

Unsecured Loan From HDFC Bank Ltd. VII		
Source of Loan :	HDFC Bank Ltd. VII	
Currency :	INR	
Amount of Loan :	25,00,00,00,000	
Total Drawn amount :	4,35,00,00,000	
Date of draw :	28.05.2020	
Interest Type :	Floating	
Fixed Interest Rate :		
Base Rate, if Floating Interest :	7.40%	
Margin, if Floating Interest :	NIL	
Are there any Caps/ Floor :	YIN	
Frequency of Intt. Payment :	MONTHLY	
If Above is yes, specify Caps/ Floor :		
Moratorium Period :	5 Years	
Moratorium effective from :	28.05.2020	
Repayment Period (inc Moratorium) :	15 Years	
Repayment Frequency :	9 Yearly Instalment	
Repayment Type :	AVG	
First Repayment Date :	11.05.2026	
Base Exchange Rate :	RUPEE	
Date of Base Exchange Rate :	N.A.	
Project Code	Project Name	Amount
	SARH-I	3,35,00,00,000 28.05.2020 D00007
	TARDIYA VISHNUGAD	70,00,00,000 28.05.2020 D00007
	GADARIYARA	40,00,00,000 28.05.2020 D00007
	THDC	32,65,00,000 28.05.2020 D00007
	NEEPCO	17,35,00,000 28.05.2020 D00007
Total Allocated Amount		4,35,00,00,000

Statement Giving Details of Project Financed through a Combination of loan

Form 9

TRANCHE NO

BP NO 6060000791 **T00001** **D00001**

Unsecured Loan From HDFC Bank Ltd. VII					
Source of Loan	HDFC Bank Ltd. VII				
Currency	INR				
Amount of Loan	25,00,00,00,000				
Total Drawl amount	5,85,00,00,000				
Date of drawl	11.06.2019				
Interest Type	Floating				
Fixed Interest Rate					
Base Rate, if Floating Interest	8.40%				
Margin, if Floating Interest	Nil				
Are there any Caps/ Floor	Y/N				
Frequency of Intt. Payment	MONTHLY				
If Above is yes, specify Caps/ Floor					
Moratorium Period	0 Years				
Moratorium effective from	11.06.2019				
Repayment Period (Inc Moratorium)	15 Years				
Repayment Frequency	5 Years Instalment				
Repayment Type	AVG				
First Repayment Date	11.06.2024				
Base Exchange Rate	RUPEE				
Date of Base Exchange Rate	N.A.				
Project Code	Project Name	Amount			
	SONGARADH	1,11,00,00,000	11.06.2019	T00001	D00001
	LARA	35,00,00,000	11.06.2019	T00001	D00001
	TAPOVAN VISHNUGAD	15,00,00,000	11.06.2019	T00001	D00001
	SARHI	85,00,00,000	11.06.2019	T00001	D00001
	SADARWARA	20,00,00,000	11.06.2019	T00001	D00001
	CHATTI SARATU CHS	15,00,00,000	11.06.2019	T00001	D00001
	DARJIPALI	20,00,00,000	11.06.2019	T00001	D00001
	DUJANSA CHS	35,00,00,000	11.06.2019	T00001	D00001 TRANSFERRED TO FAKI SARWADH ON 01.04.2020
	TALAPALI CHS	40,00,00,000	11.06.2019	T00001	D00001
Total Allocated Amount		5,85,00,00,000			

Statement Giving Details of Project Financed through a Combination of loan

Form 9

TRANCHE NO

BP NO 6060000791	T00001	D00002
Unsecured Loan From HDFC Bank Ltd. VII		
Source of Loan :	**HDFC Bank Ltd. VII**	
Currency :	INR	
Amount of Loan :	25,00,00,00,000	
Total Drawn amount :	5,00,00,00,000	
Date of draw :	21.06.2019	
Interest Type :	Floating	
Fixed Interest Rate :		
Base Rate, if Floating Interest :	8.40%	
Margin, if Floating Interest :	NIL	
Are there any Caps/ Floor :	Y/N	
Frequency of Intt. Payment :	MONTHLY	
If Above is yes, specify Caps/ Floor :		
Moratorium Period :	9 Years	
Moratorium effective from :	21.06.2019	
Repayment Period (Inc Moratorium) :	15 Years	
Repayment Frequency :	6 Years Instalment	
Repayment Type :	AVG	
First Repayment Date :	11.06.2028	
Base Exchange Rate :	RUPEE	
Date of Base Exchange Rate :	N.A.	

Project Code	Project Name	Amount			
	NCPS-PSD	10,00,00,000	21.06.2019	T00001	D00002
	ESTPS R&M	10,00,00,000	21.06.2019	T00001	D00002
	KORBA-R&M	10,00,00,000	21.06.2019	T00001	D00002
	SOLAPUR	50,00,00,000	21.06.2019	T00001	D00002
	MOUDA-II	50,00,00,000	21.06.2019	T00001	D00002
	TELANGANA	30,00,00,000	21.06.2019	T00001	D00002
	Singrauli-R&M	20,00,00,000	21.06.2019	T00001	D00002
	Simhadri-R&M	15,00,00,000	21.06.2019	T00001	D00002
	Korba-R&M	10,00,00,000	21.06.2019	T00001	D00002
	Ramagundam-R&M	10,00,00,000	21.06.2019	T00001	D00002
	VSTPS R&M	10,00,00,000	21.06.2019	T00001	D00002
	TANDA-II	30,00,00,000	21.06.2019	T00001	D00002
	DARLIPALLI	30,00,00,000	21.06.2019	T00001	D00002
	NORTH KARANPURA	20,00,00,000	21.06.2019	T00001	D00002
	GADARWARA	40,00,00,000	21.06.2019	T00001	D00002
	LARA-I	15,00,00,000	21.06.2019	T00001	D00002
	SARAI	1,20,00,00,000	21.06.2019	T00001	D00002
Total Allocated Amount		**5,00,00,00,000**			

Form 8

TRANCHE NO

SP NO 6060000791	T00001	D00004			
Unsecured Loan From HDFC Bank Ltd. VII					
Source of Loan :	HDFC Bank Ltd. VII				
Currency :	INR				
Amount of Loan :	25,00,00,00,000				
Total Drawn amount :	5,00,00,00,000				
Date of drawn :	10.01.2020				
Interest Type :	Floating				
Fixed Interest Rate :					
Base Rate, If Floating Interest :	7.60%				
Margin, If Floating Interest :	NIL				
Are there any Capsr Floor :	YIN				
Frequency of Int. Payment :	MONTHLY				
If Above is yes, specify Capsr Floor :					
Moratorium Period :	9 Years				
Moratorium effective from :	10.01.2020				
Repayment Period (Inc Moratorium) :	18 Years				
Repayment Frequency :	9 Yearly Installment				
Repayment Type :	AVG				
First Repayment Date :	11.06.2020				
Base Exchange Rate :	RUPEE				
Date of Base Exchange Rate :	N.A.				
Project Code	Project Name	Amount			
	RHAND-I & II FGD	20,00,00,000	10.01.2020	T00001	D00004
	GADARWARA	1,80,00,00,000	10.01.2020	T00001	D00004
	SARH-	2,80,00,00,000	10.01.2020	T00001	D00004
Total Allocated Amount		5,00,00,00,000			

Form 8

TRANCHE NO

BP NO 8950001151 T00001 D00002

Unsecured Loan From HDFC Bank Ltd. X				
Source of Loan :	HDFC Bank Ltd. X			
Currency :	INR			
Amount of Loan	30,00,00,00,000			
Total Drawn amount :	5,00,00,00,000			
Date of draw	24.11.2021			
Interest Type	Floating			
Fixed Interest Rate				
Base Rate, if Floating Interest	5.85%			
Margin, if Floating Interest	NIL			
Are there any Caps/ Floor :	YIN			
Frequency of Int. Payment	MONTHLY			
If Above is yes, specify Caps/ Floor :				
Moratorium Period :	3 Years			
Moratorium effective from :	24.11.2021			
Repayment Period (inc Moratorium) :	15 Years			
Repayment Frequency :	12 Yearly Instalment			
Repayment Type :	AVS			
First Repayment Date :	24.11.2025			
Base Exchange Rate :	RUPEE			
Date of Base Exchange Rate :	N.A.			
Project Code	Project Name	Amount		
	NORTH KARANPURA	24,00,00,000.00	21.01.2022	5.85%
	RAJMAHAL	5,00,00,000.00	21.01.2022	5.85%
	TELANGANA	23,00,00,000.00	21.01.2022	5.85%
	JARA	50,00,00,000.00	21.01.2022	5.85%
	SADARHARA	50,00,00,000.00	21.01.2022	5.85%
	DARLIPALLI	77,00,00,000.00	21.01.2022	5.85%
	TANDAH	82,00,00,000.00	21.01.2022	5.85%
	BARAUNHI	20,00,00,000.00	21.01.2022	5.85%
	SINGRAULI R&U	23,00,00,000.00	21.01.2022	5.85%
	KORBA R&U	25,00,00,000.00	21.01.2022	5.85%
	RAMAGUNDAM / & ii R&U	40,00,00,000.00	21.01.2022	5.85%
	VINDHYACHAL R&U	7,00,00,000.00	21.01.2022	5.85%
	RIHAKKA R&U	10,00,00,000.00	21.01.2022	5.85%
	UNCHAHAR R&U	4,00,00,000.00	21.01.2022	5.85%
	RIHAND R&U	25,00,00,000.00	21.01.2022	5.85%
	KAHALGAON R&U	5,00,00,000.00	21.01.2022	5.85%
	CHATTI BARIATU CMB	5,00,00,000.00	21.01.2022	5.85%
	DULANGA COAL MINE	28,00,00,000.00	21.01.2022	5.85%
	TALAIPALI COAL MINE	28,00,00,000.00	21.01.2022	5.85%
	KIRENDARI	5,00,00,000.00	21.01.2022	5.85%
	BARHI FSD	3,50,00,000.00	21.01.2022	5.85%
	MOLDIHI FSD	8,50,00,000.00	21.01.2022	5.85%
Total Allocated Amount		5,00,00,00,000		

Form 8

TRANCHE NO

BP NO 6950001151 T00001 D00005

Unsecured Loan From HDFC Bank Ltd. X				
Source of Loan	HDFC Bank Ltd. X			
Currency	INR			
Amount of Loan	30,00,00,00,000			
Total Drawn amount	6,30,00,00,000			
Date of draw	02.05.2022			
Interest Type	Floating			
Fixed Interest Rate				
Base Rate, if Floating Interest	5.85%			
Margin, if Floating Interest	NIL			
Are there any Caps/ Floor	YIN			
Frequency of Intt. Payment	MONTHLY			
If Above is yes, specify Caps/ Floor				
Moratorium Period	3 Years			
Moratorium effective from	24.11.2021			
Repayment Period (inc Moratorium)	15 Years			
Repayment Frequency	12 Years Instalment			
Repayment Type	AVS			
First Repayment Date	24.11.2025			
Base Exchange Rate	RUPEE			
Date of Base Exchange Rate	N.A.			
Project Code	Project Name	Amount		
	KHARGONE	60,00,00,000.00	02.05.2022	5.85%
	LARA	40,00,00,000.00	02.05.2022	5.85%
	GADARWARA	10,00,00,000.00	02.05.2022	5.85%
	DARLIPALI	1,50,00,00,000.00	02.05.2022	5.85%
	TANDA-II	40,00,00,000.00	02.05.2022	5.85%
	BARAUNI-I	10,00,00,000.00	02.05.2022	5.85%
	TALAIPALI COAL MINE	10,00,00,000.00	02.05.2022	5.85%
	KERENDARI	10,00,00,000.00	02.05.2022	5.85%
	TELANGANA	60,00,00,000.00	02.05.2022	5.85%
	NORTH KARANPURA	1,80,00,00,000.00	02.05.2022	5.85%
Total Allocated Amount		6,30,00,00,000		

Form 8

TRANCHE NO

BP NO 6050001151 T00001 D00006

Unsecured Loan From HDFC Bank Ltd. X				
Source of Loan :	HDFC Bank Ltd. X			
Currency :	INR			
Amount of Loan :	30,00,00,00,000			
Total Drawn amount :	2,76,79,00,000			
Date of drawn :	01.06.2022			
Interest Type :	Floating			
Fixed Interest Rate :				
Base Rate, If Floating Interest :	5.83%			
Margin, If Floating Interest :	NIL			
Are there any Capsi Floor :	Y/N			
Frequency of Intt. Payment :	MONTHLY			
If Above is yes, specify Capsi Floor :				
Moratorium Period :	3 Years			
Moratorium effective from :	24.11.2021			
Repayment Period (Inc Moratorium) :	15 Years			
Repayment Frequency :	12 Yearly Instalment			
Repayment Type :	AVG			
First Repayment Date :	24.11.2025			
Base Exchange Rate :	RUPEE			
Date of Base Exchange Rate :	N/A			
Project Code	Project Name	Amount		
	RAMAGUNDAM FS-3DDVVV	1,79,00,000.00	01.06.2022	5.83%
	SANISHU K SHURJI-II	50,00,00,000.00	01.06.2022	5.83%
	NOKHRA SOLAR	50,00,00,000.00	01.06.2022	5.83%
	NOKH SOLAR PLOT-II	40,00,00,000.00	01.06.2022	5.83%
	KHARGONE	50,00,00,000.00	01.06.2022	5.83%
	LARA	25,00,00,000.00	01.06.2022	5.83%
	GADARWARA	20,00,00,000.00	01.06.2022	5.83%
	DARUPALLI	40,00,00,000.00	01.06.2022	5.83%
Total Allocated Amount		2,76,79,00,000		

Form 9

TRANCHE NO

BP NO 8360001441	T00001	000001
Unsecured Loan From HDFC Bank Ltd. XII		
Source of Loan :	HDFC Bank Ltd. XII	
Currency :	INR	
Amount of Loan :	30,00,00,00,000	
Total Drawn amount :	5,00,00,00,000	
Date of draw :	10-Oct-23	
Interest Type :	Floating	
Fixed Interest Rate :		
Base Rate, if Floating Interest :	7.65%	
Margin, if Floating Interest :	NIL	
Are there any Caps/ Floor :	Yes	
Frequency of Int. Payment :	MONTHLY	
If Above is yes, specify Caps/ Floor :		
Moratorium Period :	3 Years	
Moratorium effective from :	13.10.2023	
Repayment Period (Incl. Moratorium) :	15 Years	
Repayment Frequency :	12 Yearly Installment	
Repayment Type :	AVG	
First Repayment Date :	13.10.2027	
Base Exchange Rate :	RUPEE	
Date of Base Exchange Rate :	N.A.	
Project Code	Project Name	Amount
	SINGRAULI II FGD	17,00,00,000.00 *********
	UNCHAHAR-I, II & III FGD	1,00,00,000.00 *********
	TANDA II	20,00,00,000.00 *********
	KORBA-I FGD	5,00,00,000.00 *********
	VINDHYACHAL-I&IV FGD	1,00,00,000.00 *********
	SIPAT-I (3X660 MW) FGD	5,00,00,000.00 *********
	SIPAT-II (2X660 MW) FGD	7,00,00,000.00 *********
	TSTPS STAGE-I & II FGD	1,00,00,000.00 *********
	BARH II	75,00,00,000.00 *********
	TARAPUR VISHNUGARH (4X130	24,00,00,000.00 *********
	BARH II FGD	1,00,00,000.00 *********
	NORTH KARANPURA	50,00,00,000.00 *********
	RAMAGUNDAM-I & II FGD	5,00,00,000.00 *********
	RAMAGUNDAM-III (1X500 MW)	1,00,00,000.00 *********
	VINDHYA FGD	3,00,00,000.00 *********
	MAUDA II FGD	5,00,00,000.00 *********
	SOLAPUR FGD	1,00,00,000.00 *********
	KUDGI FGD	1,00,00,000.00 *********
	LARA	10,00,00,000.00 *********
	LARA STAGE-I, 2X800 MW	80,00,00,000.00 *********
	GADARWARA	10,00,00,000.00 *********
	RAYMAM (2X40MW)	13,50,00,000.00 *********
	KHARSONE	30,00,00,000.00 *********
	TELANGANA	81,50,00,000.00 *********
	TALABALU	28,00,00,000.00 *********
	BARAUNI-II	10,00,00,000.00 *********
	DERANDAR CHS	5,00,00,000.00 *********
	NABINAGAR	20,00,00,000.00 *********
Total Allocated Amount		5,00,00,00,000.00

Form 8

TRANCHE NO

BP NO 6950001441 T00001 D00003

Unsecured Loan From HDFC Bank Ltd. XII			
Source of Loan :	HDFC Bank Ltd. XII		
Currency :	INR		
Amount of Loan :	50,00,00,00,000		
Total Drawn amount :	10,00,00,00,000		
Date of drawn :	01-Dec-23		
Interest Type :	Floating		
Fixed Interest Rate :			
Base Rate, If Floating Interest :	7.85%		
Margin, If Floating Interest :	NIL		
Are there any Capital Floor :	Y/N		
Frequency of Intt. Payment :	MONTHLY		
If Above is yes, specify Capital Floor :			
Moratorium Period :	3 Years		
Moratorium effective from :	11.10.2023		
Repayment Period (Inc Moratorium) :	15 Years		
Repayment Frequency :	12 Yearly Instalment		
Repayment Type :	AVG		
First Repayment Date :	13.10.2027		
Base Exchange Rate :	RUPEE		
Date of Base Exchange Rate :	N.A.		
Project Code	Project Name	Amount	
	BARH-II (2X 660MW)	2,15,00,00,000.00	**********
	TAROVAN VISHNUGARH (4X130)	58,50,00,000.00	**********
	NORTH KARANPURA (3X660)	47,00,00,000.00	**********
	RAMMAM (3X40MW)	10,00,00,000.00	**********
	LARA, STAGE-II, 2X800 MW	75,00,00,000.00	**********
	GANDHAR 20MW	1,00,00,000.00	**********
	SOLAPUR SOLAR (23MW)	2,00,00,000.00	**********
	RIHAND SOLAR (20MW)	2,00,00,000.00	**********
	ANTA SOLAR (50MW)	5,00,00,000.00	**********
	NOKH SOLAR PLOT-I (245MW)	25,00,00,000.00	**********
	NOKH SOLAR PLOT-II (245MW)	24,00,00,000.00	**********
	NOKH SOLAR PLOT-III (245M	25,00,00,000.00	**********
	LARA-I	70,00,00,000.00	**********
	KHARGONE	45,00,00,000.00	**********
	GADARWARA	50,00,00,000.00	**********
	DARLIPALLI	50,00,00,000.00	**********
	TANDA-II	10,00,00,000.00	**********
	BARAUNI-II (2X250MW)	20,00,00,000.00	**********
	NABINAGAR	20,00,00,000.00	**********
	CHATTI BARIATU CMB	20,00,00,000.00	**********
	TALAIPALI COAL MINE	22,00,00,000.00	**********
	KERANDAR	14,00,00,000.00	**********
	PAKRI BARWADIH CMB	60,00,00,000.00	**********

	RIHAND- I PSD	5,00,00,000.00	**********
	RIHAND- I & II PSD	5,00,00,000.00	**********
	VINDHYACHAL I & II-PSD	4,00,00,000.00	**********
	VINDHYACHAL-II &III PSD	5,50,00,000.00	**********
	VINDHYACHAL-III &IV PSD	5,50,00,000.00	**********
	SIPAT-II PSD	4,00,00,000.00	**********
	KORBA-I, II & III PSD	23,50,00,000.00	**********
	BARH-II PSD	2,00,00,000.00	**********
	RAMAGUNDAM-I & II PSD	20,00,00,000.00	**********
	RAMAGUNDAM-III PSD	3,00,00,000.00	**********
	TIDDIM-I PSD	3,00,00,000.00	**********
	TIDDIM-II PSD	1,00,00,000.00	**********
	SOLAPUR-PSD	1,00,00,000.00	**********
	KUDGI PSD	1,00,00,000.00	**********
	SINGRAULI- I + PSD	21,00,00,000.00	**********
	NARMDA-I , II & III PSD	1,00,00,000.00	**********
	KAHALGAON-I & II PSD	17,00,00,000.00	**********
	TSTPS STAGE-II & I PSD	8,00,00,000.00	**********
Total Allocated Amount		10,00,00,00,000.00	

Form 8

TRANCHE NO

EP NO 8360001441	T00001	D00004	
Unsecured Loan From HDFC Bank Ltd. XII			
Source of Loan :	HDFC Bank Ltd. XII		
Currency :	INR		
Amount of Loan :	50,00,00,00,000		
Total Drawn amount :	8,75,00,00,000		
Date of drawl :	01-Jan-24		
Interest Type :	Floating		
Fixed Interest Rate :			
Base Rate, If Floating Interest :	7.65%		
Margin, If Floating Interest :	NIL		
Are there any Capital Floor :	Y/N		
Frequency of Intt. Payment :	MONTHLY		
If Above is yes, specify Capital Floor :			
Moratorium Period :	3 Years		
Moratorium effective from :	13.10.2023		
Repayment Period (Inc Moratorium) :	10 Years		
Repayment Frequency :	12 Yearly Instalment		
Repayment Type :	AVG		
First Repayment Date :	13.10.2027		
Base Exchange Rate :	RUPEE		
Date of Base Exchange Rate :	N.A.		
Project Code	Project Name	Amount	
	BARH-I (2X 660MW)	2,40,00,00,000.00	*********
	TARDIYAN VISHNUGARH (4X250	52,00,00,000.00	*********
	NORTH KARANPURA (3X660)	1,47,00,00,000.00	*********
	RAMMAM (2X40MW)	5,00,00,000.00	*********
	TELANGANA (2X800MW)	40,00,00,000.00	*********
	GANDHAR 20MW	1,00,00,000.00	*********
	RIHAND SOLAR (20MW)	1,00,00,000.00	*********
	ANTA SOLAR (80MW)	1,00,00,000.00	*********
	NOKH SOLAR PLOT-II (245MW	20,00,00,000.00	*********
	NOKH SOLAR PLOT-III (245M	38,00,00,000.00	*********
	LARA	51,00,00,000.00	*********
	GADARWARA	9,00,00,000.00	*********
	DARLIPALLI	25,00,00,000.00	*********
	TANDA-II	20,00,00,000.00	*********
	BARAUNI-III (2X250MW)	9,00,00,000.00	*********
	NABINAGAR	9,00,00,000.00	*********
	CHATTI BARIATU CMS	9,50,00,000.00	*********
	TALAIPALI COAL MINE	20,00,00,000.00	*********
	KERANDARI	5,50,00,000.00	*********
	PAKRI BARWADIH CMS	40,00,00,000.00	*********
	DULANGA COAL MINE	5,00,00,000.00	*********

	RIHAND- I FGD	11,50,00,000.00	*********
	RIHAND- II & III FGD	1,00,00,000.00	*********
	VINDHYACHAL- I & II FGD	5,00,00,000.00	*********
	VINDHYACHAL- III & IV FGD	1,00,00,000.00	*********
	SIPAT- I (SX880 MW) FGD	1,00,00,000.00	*********
	SIPAT- II FGD	8,50,00,000.00	*********
	KORBA- I, II, III FGD	28,50,00,000.00	*********
	BARH- II FGD	1,00,00,000.00	*********
	RAMAGUNDAM- I & II FGD	18,00,00,000.00	*********
	RAMAGUNDAM- III FGD	3,50,00,000.00	*********
	SOLAPUR-FGD	22,00,00,000.00	*********
	KUDGI-FGD	4,00,00,000.00	*********
	SINGRAULI- I & II FGD	8,00,00,000.00	*********
	TARAPUR- I, II & III FGD	15,50,00,000.00	*********
	KAHALGAON- I & II FGD	18,00,00,000.00	*********
	TSTPS STAGE- II & I FGD	21,50,00,000.00	*********
Total Allocated Amount		6,75,00,00,000.00	

Form 9

TRANCHE NO

BF NO 8360001441	T00001	D00009
Unsecured Loan From HDFC Bank Ltd. XII		
Source of Loan :	HDFC Bank Ltd. XII	
Currency :	INR	
Amount of Loan :	50,00,00,00,000	
Total Drawn amount :	7,00,00,00,000	
Date of draw :	01-Mar-24	
Interest Type :	Floating	
Fixed Interest Rate :		
Base Rate, if Floating Interest :	7.65%	
Margin, if Floating Interest :	NIL	
Are there any Caps/ Floor :	Yes	
Frequency of Intt. Payment :	MONTHLY	
If Above is yes, specify Caps/ Floor :		
Moratorium Period :	3 Years	
Moratorium effective from :	13.10.2023	
Repayment Period (Incl. Moratorium) :	15 Years	
Repayment Frequency :	12 Yearly Instalment	
Repayment Type :	AVG	
First Repayment Date :	13.10.2027	
Base Exchange Rate :	RUPEE	
Date of Base Exchange Rate :	N.A.	
Project Code	Project Name	Amount
	SARH-I (2X 660MW)	40,00,00,000.00 *********
	TARDIYA VISHNUGARH	82,00,00,000.00 *********
	NORTH KARANPURA (3X660MW)	1,10,00,00,000.00 *********
	RAMGARH (2X40MW)	10,00,00,000.00 *********
	TELAIYA (2X660MW)	50,00,00,000.00 *********
	TTPS III (2X660MW)	5,00,00,000.00 *********
	LARA STAGE-II, 2X800 MW	8,00,00,000.00 *********
	SOLAPUR SOLAR (23MW)	1,00,00,000.00 *********
	ANTA SOLAR (90MW)	55,00,00,000.00 *********
	NOKH SOLAR PLOT-I (245MW)	58,80,00,000.00 *********
	NOKH SOLAR PLOT-II 245MW	1,21,80,00,000.00 *********
	NOKH SOLAR PLOT-III (245M	88,20,00,000.00 *********
	GAGARWARA	30,00,00,000.00 *********
	DARLIPALI	10,00,00,000.00 *********
	TANDA-II	5,00,00,000.00 *********
	BARAUNI-II (2X250MW)	4,00,00,000.00 *********
	NABINAGAR	10,00,00,000.00 *********
	TALA PALI COAL MINE	5,00,00,000.00 *********
	KERANDARI	50,00,00,000.00 *********
	RIHAND-I PSD	55,00,00,000.00 *********
	RIHAND-II & III PSD	1,00,00,000.00 *********
	SIPAT-II PSD	1,00,00,000.00 *********
	KORBA-I, II & III PSD	5,00,00,000.00 *********
	VINDHYACHAL PSD	1,00,00,000.00 *********
Total Allocated Amount		7,00,00,00,000.00

Statement Giving Details of Project Financed through a Combination of loan

Form 8

TRANCHE NO

SP NO 6060000711 **T00001** **D00001**

Unsecured Loan From Punjab National Bank-IV				
Source of Loan :	**Punjab National Bank-IV**			
Currency :	INR			
Amount of Loan :	20,00,00,00,000			
Total Drawn amount :	20,00,00,00,000			
Date of Drawn :	01.01.2019			
Interest Type :	Floating			
Fixed Interest Rate :				
Base Rate, If Floating Interest :	6.60%			
Margin, If Floating Interest :	0.00%			
Are there any Capsr Floor :	YIN			
Frequency of Intt. Payment :	MONTHLY			
If Above is yes, specify Capsr Floor :				
Moratorium Period :	3 Years			
Moratorium effective from :	01.01.2019			
Repayment Period (Inc Moratorium) :	12 Years			
Repayment Frequency :	9 Yearly Instalment			
Repayment Type :	AVG			
First Repayment Date :	14.02.2023			
Base Exchange Rate :	RUPEE			
Date of Base Exchange Rate :	N.A.			
Project Code	Project Name	Amount		
	UNCHAHAR STPP-IV	65,00,00,000.00	01.01.2019	D00001
	TANDA-II	65,00,00,000.00	01.01.2019	D00001
	NCTPP-II	56,45,00,000.00	01.01.2019	D00001
	DADRI GAS R&M	56,00,00,000.00	01.01.2019	D00001
	KORBA-III	15,00,00,000.00	01.01.2019	D00001
	SIPAT-II	17,14,00,000.00	01.01.2019	D00001
	PARAMA-II	6,57,00,000.00	01.01.2019	D00001
	KAHALGAON-II	17,14,00,000.00	01.01.2019	D00001
	BARH-I	1,06,57,00,000.00	01.01.2019	D00001
	BARH-II	6,00,00,000.00	01.01.2019	D00001
	NORTH KARANPURA	1,09,00,00,000.00	01.01.2019	D00001
	KOLDAM	6,42,00,000.00	01.01.2019	D00001
	TAPOVAN VISHNUGAD	26,57,00,000.00	01.01.2019	D00001
	PARRI BARWADIH	1,42,00,00,000.00	01.01.2019	D00001
	CHATTI BARIATU	10,00,00,000.00	01.01.2019	D00001
	SONGA GAIDIN	56,45,00,000.00	01.01.2019	D00001
	KUDGI	60,00,00,000.00	01.01.2019	D00001
	LARA	1,25,00,00,000.00	01.01.2019	D00001
	GADARWARA	2,27,72,00,000.00	01.01.2019	D00001
	DARLIPALLI	3,75,00,00,000.00	01.01.2019	D00001
	KHARGONE	50,00,00,000.00	01.01.2019	D00001
	ANANTPUR SOLAR	17,00,00,000.00	01.01.2019	D00001
	TALAIPALI COAL MINE	5,00,00,00,000.00	01.01.2019	D00001
Total Allocated Amount		20,00,00,00,000.00		

LOAN TRANSFERRED TO LARA-I ON 1/7/2021

Form 8
TRANCHE NO

BP NO 8360000601	T00001	D0001
Unsecured Loan From SBI-IX		
Source of Loan :	SBI-DI	
Currency :	INR	
Amount of Loan :	30,00,00,00,000	
Total Drawn amount :	3,00,00,00,000	
Date of Drawal :	17.04.2017	
Interest Type :	Floating	
Fixed Interest Rate :	————	
Base Rate, If Floating Interest :	7.30%	
Margin, If Floating Interest :	0.00%	
Are there any Capital Floor :	Y/N	
Frequency of Intt. Payment :	Monthly	
If Above is yes, specify Capital Floor :		
Moratorium Period :	3 Years	
Moratorium effective from :	17.04.2017	
Repayment Period (Inc Moratorium) :	12 Years	
Repayment Frequency :	9 Years Installments	
Repayment Type :	AVG	
First Repayment Date :	31.03.2021	
Base Exchange Rate :	RUPEE	
Date of Base Exchange Rate :	N.A.	
Project Code	Project Name	Amount
	BARH-I	40,00,00,000	17.04.2017	7.30% D0001
	TAPOVAN VISHNUGARH	27,00,00,000	17.04.2017	7.30% D0001
	BONGAIGAON	36,00,00,000	17.04.2017	7.30% D0001
	SINGRAULIE MW SMALL HYDRO	6,00,00,000	17.04.2017	7.30% D0001
	GADARWARA	58,00,00,000	17.04.2017	7.30% D0001
	DARUPALLI	73,00,00,000	17.04.2017	7.30% D0001
	RAMMAM	13,00,00,000	17.04.2017	7.30% D0001
	KUDGI	47,00,00,000	17.04.2017	7.30% D0001
Total Allocated Amount		3,00,00,00,000.00

Statement Giving Details of Project Financed through a Combination of loan

Form II

TRANCHE NO

SP NO SB60000831 T00001 D0002

Unsecured Loan From SBI-DI					
Source of Loan :	SBI-DI				
Currency :	INR				
Amount of Loan :	30,00,00,00,000				
Total Drawn amount :	2,20,00,00,000				
Date of Drawal :	04.05.2017				
Interest Type :	Floating				
Fixed Interest Rate :	----------				
Base Rate, if Floating Interest :	7.00%				
Margin, if Floating Interest :	0.00%				
Are there any Caps/ Floor :	Nil				
Frequency of Intt. Payment :	Monthly				
If Above is yes, specify Caps/ Floor :					
Moratorium Period :	3 Years				
Moratorium effective from :	04.05.2017				
Repayment Period (Inc Moratorium) :	12 Years				
Repayment Frequency :	9 Yearly Installments				
Repayment Type :	AVG				
First Repayment Date :	31.05.2021				
Base Exchange Rate :	RUPEE				
Date of Base Exchange Rate :	N.A.				
Project Code	**Project Name**	**Amount**			
	SIRHI	54,00,00,000	04.05.2017	7.90%	D0002
	TIRUVAN VISHNUGARH	16,00,00,000	04.05.2017	7.90%	D0002
	BONGAIGAON	20,00,00,000	04.05.2017	7.90%	D0002
	LARA	22,00,00,000	04.05.2017	7.90%	D0002
	GADARWARA	12,00,00,000	04.05.2017	7.90%	D0002
	TELANGANA	16,00,00,000	04.05.2017	7.90%	D0002
	KOLDAM	10,00,00,000	04.05.2017	7.90%	D0002
	PAKRI BARWADIH CMB	50,00,00,000	04.05.2017	7.90%	D0002
Total Allocated Amount		**2,00,00,00,000.00**			

Form 8

TRANCHE NO

BP NO 8360000601	T00001	D0007		
Unsecured Loan From SBI-IX				
Source of Loan :	SBI-IX			
Currency :	INR			
Amount of Loan :	30,00,00,00,000			
Total Drawn amount :	4,00,00,00,000			
Date of Drawal :	29.05.2018			
Interest Type :	Floating			
Fixed Interest Rate :	————			
Base Rate, If Floating Interest :	7.85%			
Margin, If Floating Interest :	0.00%			
Are there any Capital Floor :	Y/N			
Frequency of Intt. Payment :	Monthly			
If Above is yes, specify Capital Floor :				
Moratorium Period :	3 Years			
Moratorium effective from :	29.05.2018			
Repayment Period (Inc Moratorium) :	12 Years			
Repayment Frequency :	9 Years Installments			
Repayment Type :	AVG			
First Repayment Date :	31.03.2021			
Base Exchange Rate :	RUPEE			
Date of Base Exchange Rate :	N.A.			
Project Code	Project Name	Amount		
	BARH-I	80,00,00,000	7.85%	D0007
	TAPOVAN VISHNUGARH	30,00,00,000	7.85%	D0007
	BONGAIGAON	40,00,00,000	7.85%	D0007
	SOLAPUR	20,00,00,000	7.85%	D0007
	GADARWARA	1,40,00,00,000	7.85%	D0007
	NORTH KARANPURA	90,00,00,000	7.85%	D0007
Total Allocated Amount		4,00,00,00,000.00	7.85%	

Statement Giving Details of Project Financed through a Combination of loan

Form II

TRANCHE NO

BP NO 8950000621	**T00001**	**D0010**

Unsecured Loan From SBI-IX		
Source of Loan :	**SBI-IX**	
Currency :	INR	
Amount of Loan :	30,00,00,00,000	
Total Drawn amount :	6,85,00,00,000	
Date of Drawal :	29.06.2018	
Interest Type :	Floating	
Fixed Interest Rate :	----------	
Base Rate, if Floating Interest :	7.85%	
Margin, if Floating Interest :	0.00%	
Are there any Caps/ Floor :	Y/N	
Frequency of Intt. Payment :	Monthly	
If Above is yes, specify Caps/ Floor :		
Moratorium Period :	3 Years	
Moratorium effective from :	29.06.2018	
Repayment Period (inc Moratorium) :	12 Years	
Repayment Frequency :	9 Yearly Instalments	
Repayment Type :	AVG	
First Repayment Date :	31.03.2021	
Base Exchange Rate :	RUPEE	
Date of Base Exchange Rate :	N.A.	

Project Code	**Project Name**	**Amount**		
	~~SARH~~	40,00,00,000	29.06.2018	7.85%
	TARKWAN VISHNUGARH	15,00,00,000	29.06.2018	7.85%
	BONGAIGAON	10,00,00,000	29.06.2018	7.85%
	SOLAPUR	20,00,00,000	29.06.2018	7.85%
	UARAJ	55,00,00,000	29.06.2018	7.85%
	GADARWARA	1,00,00,00,000	29.06.2018	7.85%
	NORTH KARANPURA	80,00,00,000	29.06.2018	7.85%
	DARLIPALLI	45,00,00,000	29.06.2018	7.85%
	TANDA II	80,00,00,000	29.06.2018	7.85%
	RAMAM	10,00,00,000	29.06.2018	7.85%
	KHARGONE	70,00,00,000	29.06.2018	7.85%
	TELANGANA	70,00,00,000	29.06.2018	7.85%
	TTPS R&M	10,00,00,000	29.06.2018	7.85%
	VINDHYACHAL R&M	10,00,00,000	29.06.2018	7.85%
	FARAKKA R&M	50,00,00,000	29.06.2018	7.85%
	DADRI GAS R&M	45,00,00,000	29.06.2018	7.85%
Total Allocated Amount		**6,85,00,00,000.00**		

LOAN TRANSFERRED TO SARH I ON 1/9/2021

Statement Giving Details of Project Financed through a Combination of loan

Form 8

TRANCHE NO

BP NO 6950000422 **T00001** DDDDD

	Unsecured Loan From Syndicate Bank-IV	
Source of Loan :	**Syndicate Bank-IV**	
Currency :	INR	
Amount of Loan :	10,00,00,00,000	
Total Drawn amount :	5,00,00,00,000	
Date of Drawal :	24.11.2020	
Interest Type :	Floating	
Fixed Interest Rate :		
Base Rate, if Floating Interest :	DDDDD + 7.6%	
Margin, if Floating Interest :		
Are there any Caps/ Floor :	YIN	
Frequency of Intt. Payment :	MONTHLY	
If Above is yes, specify Caps/ Floor :		
Moratorium Period :	1 Years	
Moratorium effective from :	24.11.2020	
Repayment Period (inc Moratorium) :	15	
Repayment Frequency :	10 Year's Payments	
Repayment Type :	Average	
First Repayment Date :	05.12.2021	
Base Exchange Rate :	RUPEE	
Date of Base Exchange Rate :	N.A.	
Project Code	**Project Name**	**Amount**
	TAPOVAN VISHNUGAD	30,00,00,000.00
	GADARWARA	40,00,00,000.00
	DARLIPALLI	40,00,00,000.00
	TANDA-II	1,20,00,00,000.00
	KHARGONE	1,20,00,00,000.00
	TELANGANA	1,90,00,00,000.00
	JETSAR SOLAR	20,00,00,000.00
Total Allocated Amount		**6,00,00,00,000.00**

Statement Giving Details of Project Financed through a Combination of loan

Form 8

EARLIER BP NO 0050001222 **TRANCHE NO**

BP NO 6060001222 **T00001** 200001

	Unsecured Loan From UCO BANK V		
Source of Loan :	**UCO BANK V**		
Currency :	INR		
Amount of Loan :	7,50,00,00,000		
Total Drawn amount :	2,50,00,00,000		
Date of Drawer :	12-09-2023		
Interest Type :	Floating		
Fixed Interest Rate :			
Base Rate, If Floating Interest :	8.00%		
Margin, If Floating Interest :	NIL		
Are there any Capsr Floor :	YIN		
Frequency of Intt. Payment :	MONTHLY		
If Above is yes, specify Capsr Floor :			
Moratorium Period :	3 Years		
Moratorium effective from :	12-Sep-23		
Repayment Period (Inc Moratorium) :	15 Years		
Repayment Frequency :	12 Yearly		
Repayment Type :	AVG		
First Repayment Date :	30.03.2026		
Base Exchange Rate :	RUPEE		
Date of Base Exchange Rate :	N.A.		
Project Code	Project Name	Amount	
	LARA	25,00,00,000.00	*********
	KHARGONE	50,00,00,000.00	*********
	GADARWARA	50,00,00,000.00	*********
	DARUPALLI	50,00,00,000.00	*********
	TANDA-II	50,00,00,000.00	*********
	NABINAGAR	50,00,00,000.00	*********
	RIHAND- II & III PGD	5,00,00,000.00	*********
	UNCHAHAR-I, II & III-PGD	4,00,00,000.00	*********
	VINDHYACHAL- & II PGD	5,00,00,000.00	*********
	VINDHYACHAL- II & III PGD	10,00,00,000.00	*********
	SIPAT-I PGD	10,00,00,000.00	*********
	KORBA-I, II & III PGD	5,00,00,000.00	*********
	SARH-II PGD	4,00,00,000.00	*********
	RAMAGUNDAM-I & II PGD	25,00,00,000.00	*********
	RAMAGUNDAM-III PGD	4,00,00,000.00	*********
	SIMHADRI-II & I PGD	5,00,00,000.00	*********
	MOUDA-I PGD	5,00,00,000.00	*********
	SOLAPUR-PGD	25,00,00,000.00	*********
	KUDGI-PGD	4,00,00,000.00	*********
	PARAXXA-I, II & III PGD	10,00,00,000.00	*********
Total Allocated Amount		2,50,00,00,000.00	

Form 8

TRANCHE NO

BP NO 6950000381 T00001 D00002

Unsecured Loan From Bank Of India-II

Source of Loan :	Bank Of India-II	
Currency :	INR	
Amount of Loan :	2000000000	
Total Drawn amount :	1000000000	
Date of Drawn :	01.11.2013	
Interest Type :	Floating	
Fixed Interest Rate :		
Base Rate, if Floating Interest :	D00002 - 8.3%	
Margin, if Floating Interest :	NIL	
Are there any Caps/ Floor :	YIN	
Frequency of Intt. Payment :	Monthly	
If Above is yes, specify Caps/ Floor :		
Moratorium Period :	3 Years	
Moratorium effective from :	01.11.2013	
Repayment Period (Inc Moratorium) :	10 Years	
Repayment Frequency :	10 Yearly	
Repayment Type :	AVG	
First Repayment Date :	28.06.2019	
Base Exchange Rate :	RUPEE	
Date of Base Exchange Rate :		
Project Code	**Project Name**	**Amount**
	GADARWARA	1,00,00,00,000 01.11.2013
Total Allocated Amount		1,00,00,00,000

Form 8

TRANCHE NO

BP NO 6950000381 T00001 D00007

Unsecured Loan From Bank Of India-II

Source of Loan :	Bank Of India-II	
Currency :	INR	
Amount of Loan :	2000000000	
Total Drawn amount :	1000000000	
Date of Drawn :	26.03.2014	
Interest Type :	Floating	
Fixed Interest Rate :		
Base Rate, if Floating Interest :	D00007 - 8.3%	
Margin, if Floating Interest :	NIL	
Are there any Caps/ Floor :	YIN	
Frequency of Intt. Payment :	Monthly	
If Above is yes, specify Caps/ Floor :		
Moratorium Period :	3 Years	
Moratorium effective from :	26.03.2014	
Repayment Period (Inc Moratorium) :	10 Years	
Repayment Frequency :	10 Yearly	
Repayment Type :	AVG	
First Repayment Date :	28.06.2019	
Base Exchange Rate :	RUPEE	
Date of Base Exchange Rate :		
Project Code	**Project Name**	**Amount**
	LARA-I	20,00,00,000 28.03.2014
	GADARWARA	30,00,00,000 28.03.2014
	SOLAPUR	50,00,00,000 28.03.2014
Total Allocated Amount		1,00,00,00,000

Form 8

TRANCHE NO

BP NO 8360000382	T00001	D00001
Unsecured Loan From Central Bank of India -V		
Source of Loan :	Central Bank of India -V	
Currency :	INR	
Amount of Loan :	4,98,00,00,000	
Total Drawn amount :	50,00,00,000	
Date of Drawal :	28.06.2013	
Interest Type :	Floating	
Fixed Interest Rate :		
Base Rate, If Floating Interest :	D00001- 10.25%	
Margin, If Floating Interest :	NIL	
Are there any Capital Floor :	Y/N	
Frequency of Intt. Payment :	MONTHLY	
If Above is yes, specify Capital Floor :		
Moratorium Period :	5 Years	
Moratorium effective from :	28.06.2013	
Repayment Period (Inc Moratorium) :	15 Years	
Repayment Frequency :	10 Yearly	
Repayment Type :	Avg	
First Repayment Date :	28.06.2019	
Base Exchange Rate :	RUPEE	
Date of Base Exchange Rate :	N.A.	
Project Code	Project Name	Amount
	LARA-	50,00,00,000 28.06.2013 T00001 D00001
	SADARWARA	50,00,00,000 28.06.2013 T00001 D00001
Total Allocated Amount		50,00,00,000

Form 8

TRANCHE NO

BF NO 8368000421	T00001	000002	
Unsecured Loan From HDFC Bank Ltd.-III			
Source of Loan :	HDFC Bank Ltd.-III		
Currency :	INR		
Amount of Loan :	20,00,00,00,000		
Total Drawn amount :	2,00,00,00,000		
Date of Drawn :	01.01.2016		
Interest Type :	Floating		
Fixed Interest Rate :			
Base Rate, if Floating Interest :	00002 - 8.45%		
Margin, if Floating Interest :			
Are there any Caps/ Floor :	Y/N		
Frequency of Intt. Payment :	MONTHLY		
If Above is yes, specify Caps/ Floor :			
Moratorium Period :	5 Years		
Moratorium effective from :	01.01.2016		
Repayment Period (Incl Moratorium) :	15 Years		
Repayment Frequency :	9 Yearly Instalment		
Repayment Type :	AVG		
First Repayment Date :	04.12.2021		
Base Exchange Rate :	RUPEE		
Date of Base Exchange Rate :	N.A.		
Project Code	Project Name	Amount	
	GADARWARA	1,44,00,00,000	01.01.2016
	SOLAPUR	56,00,00,000	01.01.2016
Total Allocated Amount		2,00,00,00,000.00	

Form 8

TRANCHE NO

BF NO 8368000421	T00001	000025	
Unsecured Loan From HDFC Bank Ltd.-III			
Source of Loan :	HDFC Bank Ltd.-III		
Currency :	INR		
Amount of Loan :	20,00,00,00,000		
Total Drawn amount :	2,00,00,00,000		
Date of Drawn :	11.07.2016		
Interest Type :	Floating		
Fixed Interest Rate :			
Base Rate, if Floating Interest :	00005- 8.45%		
Margin, if Floating Interest :	NIL		
Are there any Caps/ Floor :	Y/N		
Frequency of Intt. Payment :	MONTHLY		
If Above is yes, specify Caps/ Floor :			
Moratorium Period :	5 Years		
Moratorium effective from :	11.07.2016		
Repayment Period (Incl Moratorium) :	15 Years		
Repayment Frequency :	9 Yearly Instalment		
Repayment Type :	AVG		
First Repayment Date :	04.12.2021		
Base Exchange Rate :	RUPEE		
Date of Base Exchange Rate :	N.A.		
Project Code	Project Name	Amount	
	TIRODIA VISHNUGAD	0,00,00,000	11.07.2016
	SOLAPUR	0,00,00,000	11.07.2016
	GADARWARA	30,00,00,000	11.07.2016
	UNCHAHAR STPP IV	15,00,00,000	11.07.2016
	NORTH KARANPURA	4,00,00,000	11.07.2016
	DARLIPALLI	40,00,00,000	11.07.2016
	TANDA-II	0,00,00,000	11.07.2016
	ANANTPUR SOLAR	0,00,00,000	11.07.2016
	MOUDA-II	20,00,00,000	11.07.2016
	KUDGI	31,00,00,000	11.07.2016
	PAKRI BARWADIH	10,00,00,000	11.07.2016

Total Allocated Amount		2,00,00,00,000

Form 8

TRANCHE NO

BP NO 8360000641	T00001	D00002
Unsecured Loan From HDFC Bank Ltd. VI		
Source of Loan :	HDFC Bank Ltd. VI	
Currency :	INR	
Amount of Loan :	15,00,00,00,000	
Total Drawn amount :	5,00,00,00,000	
Date of drawl :	11.10.2018	
Interest Type :	Floating	
Fixed Interest Rate :		
Base Rate, If Floating Interest :	8.30%	
Margin, If Floating Interest :	NIL	
Are there any Capital Floor :	Y/N	
Frequency of Intt. Payment :	MONTHLY	
If Above is yes, specify Capital Floor :		
Moratorium Period :	6 Years	
Moratorium effective from :	11.10.2018	
Repayment Period (Inc Moratorium) :	15 Years	
Repayment Frequency :	9 Years Installment	
Repayment Type :	AVG	
First Repayment Date :	26.09.2025	
Base Exchange Rate :	RUPEE	
Date of Base Exchange Rate :	N.A.	
Project Code	Project Name	Amount
	BARH+	55,00,00,000 11.10.2018
	TAPOVAN VISHNUGARH	10,00,00,000 11.10.2018
	BONGAIGAON	10,00,00,000 11.10.2018
	SOLAPUR	14,00,00,000 11.10.2018
	LARA+	35,00,00,000 11.10.2018
	GADARWARA	55,00,00,000 11.10.2018
	NORTH KARANPURA	42,00,00,000 11.10.2018
	DARUPALLI	34,00,00,000 11.10.2018
	TANDA II	51,00,00,000 11.10.2018
	RAMMAM	5,00,00,000 11.10.2018
	KHARGONE	45,00,00,000 11.10.2018
	TELANGANA	42,00,00,000 11.10.2018
	ALIRAIYA R&M	50,00,00,000 11.10.2018
	NCTPP R&M	10,00,00,000 11.10.2018
	KAWAS R&M	15,00,00,000 11.10.2018
	GANDHAR R&M	35,00,00,000 11.10.2018
Total Allocated Amount		5,00,00,00,000

Form 9

TRANCHE NO

BP NO 6060000841	T00001	D00005	
Unsecured Loan From HDFC Bank Ltd. VI			
Source of Loan :	HDFC Bank Ltd. VI		
Currency :	INR		
Amount of Loan :	15,00,00,00,000		
Total Drawn amount :	5,00,00,00,000		
Date of draw :	01.01.2019		
Interest Type :	Floating		
Fixed Interest Rate :			
Base Rate, if Floating Interest :	8.80%		
Margin, if Floating Interest :	NIL		
Are there any Caps/ Floor :	Y/N		
Frequency of Intt. Payment :	MONTHLY		
If Above is yes, specify Caps/ Floor :			
Moratorium Period :	5 Years		
Moratorium effective from :	01.01.2019		
Repayment Period (Inc Moratorium) :	15 Years		
Repayment Frequency :	5 Yearly Instalment		
Repayment Type :	AVG		
First Repayment Date :	28.09.2023		
Base Exchange Rate :	RUPEE		
Date of Base Exchange Rate :	N.A.		
Project Code	Project Name	Amount	
	SAPH-I	80,00,00,000	01.01.2019
	TAPOVAN VISHNUGAD	80,00,00,000	01.01.2019
	SOLAPUR	40,00,00,000	01.01.2019
	GADARWARA	1,80,00,00,000	01.01.2019
Total Allocated Amount		5,00,00,00,000	

Form 9

TRANCHE NO

BP NO 6060000841	T00001	D00002	
Unsecured Loan From J & K BANK-III			
Source of Loan :	J & K BANK-III		
Currency :	INR		
Amount of Loan :	3,00,00,00,000		
Total Drawn amount :	30,00,00,000		
Date of Drawal :	28.03.2019		
Interest Type :	Floating		
Fixed Interest Rate :			
Base Rate, if Floating Interest :	D00002 - 10.25%		
Margin, if Floating Interest :	-		
Are there any Caps/ Floor :	Y/N		
Frequency of Intt. Payment :	MONTHLY		
If Above is yes, specify Caps/ Floor :			
Moratorium Period :	5 YEARS		
Moratorium effective from :			
Repayment Period (Inc Moratorium) :	15 YEARS		
Repayment Frequency :	10 Equal Yearly Instalments		
Repayment Type :	AVG		
First Repayment Date :	28.12.2019		
Base Exchange Rate :	RUPEE		
Date of Base Exchange Rate :	N.A.		
Project Code	Project Name	Amount	
	GADARWARA	30,00,00,000.00	28.06.2023
Total Allocated Amount		30,00,00,000.00	

Form 8

TRANCHE NO

BF NO 8563000041	T00001	D00004
Unsecured Loan From J & K BANK-8		
Source of Loan :	J & K BANK-8	
Currency :	INR	
Amount of Loan :	3,50,00,00,000	
Total Drawn amount :	30,00,00,000	
Date of Drawal :	01.11.2013	
Interest Type :	Floating	
Fixed Interest Rate :		
Base Rate, If Floating Interest :	D00004 - 10.25%	
Margin, If Floating Interest :	-	
Are there any Caps/ Floor :	Y/N	
Frequency of Intt. Payment :	MONTHLY	
If Above is yes, specify Caps/ Floor :		
Moratorium Period :	5 YEARS	
Moratorium effective from :	01.11.2013	
Repayment Period (Incl Moratorium) :	15 YEARS	
Repayment Frequency :	10 Equal Yearly Installments	
Repayment Type :	AVG	
First Repayment Date :	18.12.2018	
Base Exchange Rate :	RUPEE	
Date of Base Exchange Rate :	N.A.	
Project Code	Project Name	Amount
	GADARWARA	30,00,00,000.00 01.11.2013
Total Allocated Amount		30,00,00,000.00

Form 8

TRANCHE NO

SP NO 5560000442	T00001	D0002
Unsecured Loan From SBI-VIII		
Source of Loan :	SBI-VIII	
Currency :	INR	
Amount of Loan :	1,00,00,00,00,000	
Total Drawn amount :	2,00,00,00,000	
Interest Type :	Floating	
Fixed Interest Rate :	----------	
Base Rate, if Floating Interest :	D0001-3-10.10%	
Margin, if Floating Interest :	0.15%	
Are there any Caps/ Floor :	Y/N	
Frequency of Intt. Payment :	Monthly	
If Above is yes, specify Caps/ Floor :		
Moratorium Period :	6 Years	
Moratorium effective from :	21.01.2015	
Repayment Period (Inc Moratorium) :	16 Years	
Repayment Frequency :	9 Yearly Installments	
Repayment Type :	AVS	
First Repayment Date :	31.01.2022	
Base Exchange Rate :	RUPEE	
Date of Base Exchange Rate :	N.A.	
Project Code	Project Name	Amount
	BONGAIGAON	1,00,00,00,000 30.01.2015
	GADARWARA	1,00,00,00,000 30.01.2015
Total Allocated Amount		2,00,00,00,000.00

Statement Giving Details of Project Financed through a Combination of loan

Form 8

TRANCHE NO

SP NO 5560000442	T00001	D0003
Unsecured Loan From SBI-VIII		
Source of Loan :	SBI-VIII	
Currency :	INR	
Amount of Loan :	1,00,00,00,00,000	
Total Drawn amount :	2,00,00,00,000	
Interest Type :	Floating	
Fixed Interest Rate :	----------	
Base Rate, if Floating Interest :	D0001-3-10.10%	
Margin, if Floating Interest :	0.15%	
Are there any Caps/ Floor :	Y/N	
Frequency of Intt. Payment :	Monthly	
If Above is yes, specify Caps/ Floor :		
Moratorium Period :	6 Years	
Moratorium effective from :	21.01.2015	
Repayment Period (Inc Moratorium) :	16 Years	
Repayment Frequency :	9 Yearly Installments	
Repayment Type :	AVS	
First Repayment Date :	31.01.2022	
Base Exchange Rate :	RUPEE	
Date of Base Exchange Rate :	N.A.	
Project Code	Project Name	Amount
	GADARWARA	2,00,00,00,000 27.02.2015
Total Allocated Amount		2,00,00,00,000.00

Statement Giving Details of Project Financed through a Combination of loan

Form II

TRANCHE NO

BP NO 8950000442	**T00001**	**D0004**
Unsecured Loan From IBI-VIII		
Source of Loan :	**IBI-VIII**	
Currency :	INR	
Amount of Loan :	1,00,00,00,00,000	
Total Drawn amount :	10,00,00,00,000	
Interest Type :	Floating	
Fixed Interest Rate :	_____	
Base Rate, if Floating Interest :	D0004-0.70%	
Margin, if Floating Interest :	0.00%	
Are there any Caps/ Floor :	YIN	
Frequency of Intt. Payment :	Monthly	
If Above is yes, specify Caps/ Floor :		
Moratorium Period :	6 Years	
Moratorium effective from :	04.08.2010	
Repayment Period (Ex Moratorium) :	10 Years	
Repayment Frequency :	9 Yearly Installments	
Repayment Type :	AVG	
First Repayment Date :	31.01.2022	
Base Exchange Rate :	RUPEE	
Date of Base Exchange Rate :	N.A.	

Project Code	**Project Name**	**Amount**	
	BARHI	20,00,00,000	04.08.2010
	BARHJ	45,00,00,000	04.08.2010
	BONGAIGAON	51,00,00,000	04.08.2010
	DARLIPALLI	58,00,00,000	04.08.2010
	GADARWARA	1,23,00,00,000	04.08.2010
	KOLDAM	29,00,00,000	04.08.2010
	KUDGI	1,13,00,00,000	04.08.2010
	LARA-I	1,65,00,00,000	04.08.2010
	MOUDA-II	84,00,00,000	04.08.2010
	NORTH KARANPURA	24,00,00,000	04.08.2010
	RAMAM	9,00,00,000	04.08.2010
	SOLAPUR	1,11,00,00,000	04.08.2010
	TANDA-II	7,50,00,000	04.08.2010
	TAPOVAN VISHNUGARH	36,00,00,000	04.08.2010
	UNCHAHAR-IV	41,00,00,000	04.08.2010
	VINDHYACHAL-V	57,00,00,000	04.08.2010
Total Allocated Amount		**10,00,00,00,000.00**	

Statement Giving Details of Project Financed through a Combination of loan

Form II

TRANCHE NO

SP NO SB60000442 **T00001** **D0005**

Unsecured Loan From SBI-Ltd			
Source of Loan	SBI-Ltd		
Currency	INR		
Amount of Loan	1,00,00,00,00,000		
Total Drawn amount	5,00,00,00,000		
Interest Type	Floating		
Fixed Interest Rate	----------		
Base Rate, if Floating Interest	D0005-3.70%		
Margin, if Floating Interest	0.00%		
Are there any Caps/ Floor	Y/N		
Frequency of I/R Payment	Monthly		
If Above is yes, specify Caps/ Floor			
Moratorium Period	5 Years		
Moratorium effective from	23.09.2016		
Repayment Period (inc Moratorium)	15 Years		
Repayment Frequency	9 Yearly Installments		
Repayment Type	AVG		
First Repayment Date	31.01.2022		
Base Exchange Rate	INR/INR		
Date of Base Exchange Rate	N.A.		
Project Code	**Project Name**	**Amount**	
	BARH-I	20,00,00,000	23.09.2016
	BONGAIGAON	10,00,00,000	23.09.2016
	DARLIPALLI	10,00,00,000	23.09.2016
	GADARWARA	1,10,00,00,000	23.09.2016
	KUDGI	1,30,00,00,000	23.09.2016
	LARA	40,00,00,000	23.09.2016
	MOUDA-II	65,00,00,000	23.09.2016
	SOLAPUR	10,00,00,000	23.09.2016
	UNCHAHAR-IV	20,00,00,000	23.09.2016
Total Allocated Amount		**5,00,00,00,000.00**	

Form 9

TRANCHE NO

BF NO 8363000442	T00001	D0007		
Unsecured Loan From SBI-VM				
Source of Loan :	SBI-VM			
Currency :	INR			
Amount of Loan :	1,00,00,00,00,000			
Total Drawn amount :	3,30,00,00,000			
Interest Type :	Floating			
Fixed Interest Rate :	----------			
Base Rate, if Floating Interest :	D0007-9.30%			
Margin, if Floating Interest :	0.00%			
Are there any Caps/ Floor :	YIN			
Frequency of Intt. Payment :	Monthly			
If Above is yes, specify Caps/ Floor :				
Moratorium Period :	6 Years			
Moratorium effective from :	15.10.2015			
Repayment Period (Inc Moratorium) :	16 Years			
Repayment Frequency :	9 Yearly Installments			
Repayment Type :	AVG			
First Repayment Date :	31.01.2022			
Base Exchange Rate :	RUPEE			
Date of Base Exchange Rate :	N.A.			
Project Code	**Project Name**	**Amount**		
	BARHJ	12,00,00,000	15.10.2015	9.35%
	TARCHAN VISHNUGAD	59,00,00,000	15.10.2015	9.35%
	BONGAIGAON	11,00,00,000	15.10.2015	9.35%
	SOLAPUR	43,00,00,000	15.10.2015	9.35%
	UJIRA	90,00,00,000	15.10.2015	9.35%
	GADARWARA	29,00,00,000	15.10.2015	9.35%
	NORTH KARANPURA	0,00,00,000	15.10.2015	9.35%
	DARLIPALLI	27,00,00,000	15.10.2015	9.35%
	KUDGI	19,00,00,000	15.10.2015	9.35%
	KOLDAM	10,00,00,000	15.10.2015	9.35%
	VINDHYACHAL-V	40,00,00,000	15.10.2015	9.35%
Total Allocated Amount		3,30,00,00,000.00		

Statement Giving Details of Project Financed through a Combination of loan

Form 9

TRANCHE NO

BP NO 6060000442 **T00001** **D0008**

Unsecured Loan From IBRD-VIII		
Source of Loan :	IBRD-VIII	
Currency :	INR	
Amount of Loan :	1,00,00,00,000	
Total Drawn amount :	5,00,00,00,000	
Interest Type :	Floating	
Fixed Interest Rate :	----------	
Base Rate, If Floating Interest :	DODB-0.30%	
Margin, If Floating Interest :	0.00%	
Are there any Caps/ Floor :	Nil	
Frequency of Intt. Payment :	Monthly	
If Above is yes, specify Caps/ Floor :		
Moratorium Period :	6 Years	
Moratorium effective from :	21.10.2015	
Repayment Period (Inc Moratorium) :	16 Years	
Repayment Frequency :	9 Yearly Installments	
Repayment Type :	AVG	
First Repayment Date :	31.01.2022	
Base Exchange Rate :	RUPEE	
Date of Base Exchange Rate :	N.A.	

Project Code	Project Name	Amount	
	BARHJ	54,00,00,000	21.10.2015
	TAPOVAN VISHNUGAD	10,00,00,000	21.10.2015
	BONGAIGAON	25,00,00,000	21.10.2015
	BARHJ	20,00,00,000	21.10.2015
	RUDGH	81,00,00,000	21.10.2015
	MOUDA-II	25,00,00,000	21.10.2015
	SOLAPUR	30,00,00,000	21.10.2015
	VINDHYACHAL-V	13,00,00,000	21.10.2015
	LARAJ	80,00,00,000	21.10.2015
	GADARWARA	45,00,00,000	21.10.2015
	UNCHAHAR-IV	10,00,00,000	21.10.2015
	NORTH KARANPURA	5,00,00,000	21.10.2015
	DARLIPALLI	34,00,00,000	21.10.2015
	TANDA-II	26,00,00,000	21.10.2015
	PAKRI BARWADIH	12,00,00,000	21.10.2015
	PRHAND-II	10,00,00,000	21.10.2015
Total Allocated Amount		**5,00,00,00,000**	

TRANCHE NO

BF NO 6868000442 T00001 D00011

Unsecured Loan From SBI-VIII		
Source of Loan :	SBI-VIII	
Currency :	INR	
Amount of Loan :	1,00,00,00,00,000	
Total Drawn amount :	1,00,00,00,000	
Interest Type :	Floating	
Fixed Interest Rate :	----------	
Base Rate, if Floating Interest :	D00011-0.30%	
Margin, if Floating Interest :	0.00%	
Are there any Caps/ Floor :	Nil	
Frequency of Intt. Payment :	Monthly	
If Above is yes, specify Caps/ Floor :		
Moratorium Period :	0 Years	
Moratorium effective from :	30.10.2015	
Repayment Period (Incl Moratorium) :	10 Years	
Repayment Frequency :	1 Yearly Instalments	
Repayment Type :	AVG	
First Repayment Date :	31.01.2022	
Base Exchange Rate :	RUPEE	
Date of Base Exchange Rate :	N.A.	

Project Code	Project Name	Amount		
	BARHJ	31,00,00,000	30.10.2015	9.30%
	BONGAIGOAN	60,00,00,000	30.10.2015	9.30%
	DARLIPALLI	16,00,00,000	30.10.2015	9.30%
	GADARWARA	72,00,00,000	30.10.2015	9.30%
	KHARGONE	5,00,00,000	30.10.2015	9.30%
	LARA-I	33,00,00,000	30.10.2015	9.30%
	MOUDA-II	26,00,00,000	30.10.2015	9.30%
	NORTH KARANPURA	8,00,00,000	30.10.2015	9.30%
	TANDA-II	15,00,00,000	30.10.2015	9.30%
	TARLWAN VISHNUGARH	21,00,00,000	30.10.2015	9.30%
	UNCHAHAR-IV	7,00,00,000	30.10.2015	9.30%
	PAKRI BARWADIH	4,00,00,000	30.10.2015	9.30%
	CHATTI BARIATU	9,00,00,000	30.10.2015	9.30%
	SIMHADRI-II	12,00,00,000	30.10.2015	9.30%
	RAMAGUNDAM RAM	11,00,00,000	30.10.2015	9.30%
Total Allocated Amount		1,00,00,00,000		

Statement Giving Details of Project Financed through a Combination of loan

Form 8

TRANCHE NO

SP NO SB60000442	T00001	D00012
Unsecured Loan From SBI-Ltd		
Source of Loan	SBI-Ltd	
Currency	INR	
Amount of Loan	1,00,00,00,00,000	
Total Drawn amount	4,00,00,00,000	
Interest Type	Floating	
Fixed Interest Rate	----------	
Base Rate, if Floating Interest	D00012,8.30%	
Margin, if Floating Interest	0.00%	
Are there any Caps/ Floor	Y/N	
Frequency of Intt. Payment	Monthly	
If Above is yes, specify Caps/ Floor		
Moratorium Period	5 Years	
Moratorium effective from	12.11.2010	
Repayment Period (inc Moratorium)	15 Years	
Repayment Frequency	9 Yearly Installments	
Repayment Type	AVG	
First Repayment Date	31.01.2022	
Base Exchange Rate	RUPEE	
Date of Base Exchange Rate	N.A.	

Project Code	Project Name	Amount		
	BARHJ	25,00,00,000	12.11.2010	9.50%
	BONGAIGAON	32,00,00,000	12.11.2010	9.50%
	GARLIPALLI	22,00,00,000	12.11.2010	9.50%
	GADARWARA	36,00,00,000	12.11.2010	9.50%
	KUDGI	60,00,00,000	12.11.2010	9.50%
	LARA	23,00,00,000	12.11.2010	9.50%
	MOUDA-II	44,00,00,000	12.11.2010	9.50%
	NORTH KARANPURA	17,00,00,000	12.11.2010	9.50%
	PAKRI BARWADIH	11,00,00,000	12.11.2010	9.50%
	SOLAPUR	32,00,00,000	12.11.2010	9.50%
	TANDA-II	15,00,00,000	12.11.2010	9.50%
	TIRORAN VISHNUGAD	18,00,00,000	12.11.2010	9.50%
	UNCHAHAR-IV	12,00,00,000	12.11.2010	9.50%
	VINDHYACHAL-V	13,00,00,000	12.11.2010	9.50%
	MOUDA-I	20,00,00,000	12.11.2010	9.50%
Total Allocated Amount		4,00,00,00,000		

Statement Giving Details of Project Financed through a Combination of loan

Form II

TRANCHE NO

BP NO 8950000442 **T00001** **D00013**

Unsecured Loan From IBI-VIII				
Source of Loan :	IBI-VIII			
Currency :	INR			
Amount of Loan :	1,00,00,00,000			
Total Drawn amount :	4,00,00,00,000			
Interest Type :	Floating			
Fixed Interest Rate :	_____			
Base Rate, if Floating Interest :	D00013-8.30%			
Margin, if Floating Interest :	0.00%			
Are there any Caps/ Floor :	Y/N			
Frequency of Intt. Payment :	Monthly			
If Above is yes, specify Caps/ Floor :				
Moratorium Period :	6 Years			
Moratorium effective from :	01.12.2015			
Repayment Period (Incl Moratorium) :	16 Years			
Repayment Frequency :	9 Yearly Installments			
Repayment Type :	AVG			
First Repayment Date :	31.01.2022			
Base Exchange Rate :	RUPEE			
Date of Base Exchange Rate :	N.A.			
Project Code	**Project Name**	**Amount**		
	BARAJ	18,00,00,000	01.12.2015	9.20%
	BONGAIGAON	14,00,00,000	01.12.2015	
	DARJEELING	45,00,00,000	01.12.2015	
	GADARWARA	50,00,00,000	01.12.2015	
	HUDGI	45,00,00,000	01.12.2015	
	LARA	72,00,00,000	01.12.2015	
	MOUDA-II	32,00,00,000	01.12.2015	
	SOLAPUR	45,00,00,000	01.12.2015	
	UNCHAHAR-IV	21,00,00,000	01.12.2015	
	RAMAMA	10,00,00,000	01.12.2015	
	BARH-II	18,00,00,000	01.12.2015	
	VINDHYACHAL-IV	13,00,00,000	01.12.2015	
	MOUDA-I	12,00,00,000	01.12.2015	
Total Allocated Amount		**4,00,00,00,000**		

Form 8

TRANCHE NO

BP NO 8350000442	T00001	D00015	
Unsecured Loan From SBI-VM			
Source of Loan :	SBI-VM		
Currency :	INR		
Amount of Loan :	1,00,00,00,00,000		
Total Drawn amount :	1,50,00,00,000		
Interest Type :	Floating		
Fixed Interest Rate :	----------		
Base Rate, if Floating Interest :	D00015-0.00%		
Margin, if Floating Interest :	0.00%		
Are there any Capital Prior :	Y/N		
Frequency of Intt. Payment :	Monthly		
If Above is yes, specify Capital Prior :			
Moratorium Period :	6 Years		
Moratorium effective from :	25.01.2016		
Repayment Period (Inc Moratorium) :	16 Years		
Repayment Frequency :	9 Yearly Installments		
Repayment Type :	AVG		
First Repayment Date :	31.01.2022		
Base Exchange Rate :	RUPEE		
Date of Base Exchange Rate :	N.A.		
Project Code	**Project Name**	**Amount**	
	BARH-I	30,00,00,000	25.01.2016
	BONGAIGAON	20,00,00,000	25.01.2016
	DARLIPALLI	20,00,00,000	25.01.2016
	UNCHAHAR-IV	20,00,00,000	25.01.2016
	GADARWARA	20,00,00,000	25.01.2016
	MOUDA-II	20,00,00,000	25.01.2016
	BARH-II	10,00,00,000	25.01.2016
Total Allocated Amount		**1,50,00,00,000**	

Form 9

TRANCHE NO

BP NO 8360000442	T00001	D00025	
Unsecured Loan From SBI-VB			
Source of Loan :	SBI-VB		
Currency :	INR		
Amount of Loan :	1,00,00,00,00,000		
Total Drawn amount :	11,50,00,00,000		
Date of Draw :	14.02.2017		
Interest Type :	Floating		
Fixed Interest Rate :	_____		
Base Rate, if Floating Interest :	D00034-8.0%		
Margin, if Floating Interest :	0.00%		
Are there any Capsi Floor :	YIN		
Frequency of Intt. Payment :	Monthly		
If Above is yes, specify Capsi Floor :			
Moratorium Period :	6 Years		
Moratorium effective from :	14.02.2017		
Repayment Period (Ex Moratorium) :	10 Years		
Repayment Frequency :	9 Yearly Installments		
Repayment Type :	AVG		
First Repayment Date :	31.01.2022		
Base Exchange Rate :	RUPEE		
Date of Base Exchange Rate :	N.A.		
Project Code	Project Name	Amount	
	BARH-I	3,00,00,00,000	14.02.2017
	BONGAIGAON	34,28,57,142	14.02.2017
	FARAKKA III	14,28,57,141	14.02.2017
	GADARWARA	2,50,00,00,000	14.02.2017
	KHLDAM	82,85,71,427	14.02.2017
	KORBA-III	2,85,71,428	14.02.2017
	KUDGI	1,00,00,00,000	14.02.2017
	MOUDA-I	40,71,42,855	14.02.2017
	NCTPP-II	15,71,42,855	14.02.2017
	NORTH KARANPURA	1,00,00,00,000	14.02.2017
	RIHAND-III	82,14,28,570	14.02.2017
	SIMHADRI-II	53,28,57,141	14.02.2017
	SIPAT-I	21,42,85,711	14.02.2017
	SIPAT-II	5,71,42,855	14.02.2017
	TARAPUR VISHNUGAD	50,00,00,000	14.02.2017
	VINDHYACHAL IV	32,42,85,714	14.02.2017
	FKKR BARWADIH	4,28,57,109	14.02.2017
Total Allocated Amount		11,50,00,00,000	

Form 9

TRANCHE NO

IBP NO 8360000851	T00001	000001
Unsecured Loan From SBI-X		
Source of Loan :	SBI- X	
Currency :	INR	
Amount of Loan :	40,00,00,00,000	
Total Drawn amount :	10,00,00,00,000	
Date of Drawn :	25.09.2017	
Interest Type :	Floating	
Fixed Interest Rate :	----------	
Base Rate, if Floating Interest :	7.30%	
Margin, if Floating Interest :	0.05%	
Are there any Capsi Floor :	YIN	
Frequency of Intt. Payment :	Monthly	
If Above is yes, specify Capsi Floor :		
Moratorium Period :	5 Years	
Moratorium effective from :	25.09.2017	
Repayment Period (Ex Moratorium) :	15 Years	
Repayment Frequency :	9 Yearly Installments	
Repayment Type :	AVG	
First Repayment Date :	01.10.2024	
Base Exchange Rate :	RUPEE	
Date of Base Exchange Rate :	N.A.	

Project Code	Project Name	Amount	
	BARHI	2,40,97,00,000	25.09.2017
	TAPOVAN VISHNUGARH	55,04,00,000	25.09.2017
	BONGAIGAON	2,11,00,00,000	25.09.2017
	SOLAPUR	1,45,60,00,000	25.09.2017
	LARA	48,90,00,000	25.09.2017
	GADARWARA	76,20,00,000	25.09.2017
	UNCHAHAR STPP IV	50,00,00,000	25.09.2017
	NORTH KARANPURA	1,02,00,00,000	25.09.2017
	DARLIPALLI	80,00,00,000	25.09.2017
	TANDAJI	26,13,00,000	25.09.2017
Total Allocated Amount		10,00,00,00,000.00	

Statement Giving Details of Project Financed through a Combination of loan

Form II

TRANCHE NO

SP NO 5E60000661 **T00001** **D00002**

Unsecured Loan From SBIX			
Source of Loan :	SBI-X		
Currency :	INR		
Amount of Loan :	40,00,00,00,000		
Total Drawn amount :	2,00,00,00,000		
Date of Drawal :	11.12.2017		
Interest Type :	Floating		
Fixed Interest Rate :	----------		
Base Rate, if Floating Interest :	7.00%		
Margin, if Floating Interest :	0.00%		
Are there any Caps/ Floor :	Nil		
Frequency of Intt. Payment :	Monthly		
If Above is yes, specify Caps/ Floor :			
Moratorium Period :	6 Years		
Moratorium effective from :	11.12.2017		
Repayment Period (Inc Moratorium) :	10 Years		
Repayment Frequency :	6 Yearly Installments		
Repayment Type :	AVG		
First Repayment Date :	01.10.2024		
Base Exchange Rate :	RUPEE		
Date of Base Exchange Rate :	N.A.		
Project Code	**Project Name**	**Amount**	
	TAPOVAN VISHNUGARH	30,00,00,000	11.12.2017
	BONGAIGAON	20,00,00,000	11.12.2017
	SOLAPUR	50,00,00,000	11.12.2017
	LARA	50,00,00,000	11.12.2017
	GADARWARA	40,00,00,000	11.12.2017
Total Allocated Amount		2,00,00,00,000.00	

Form 8
TRANCHE NO

BP NO 8360000551	T00001	D00007
Unsecured Loan From SBI-X		
Source of Loan :	SBI-X	
Currency :	INR	
Amount of Loan :	40,00,00,00,000	
Total Drawn amount :	10,00,00,00,000	
Date of Drawer :	12.03.2018	
Interest Type :	Floating	
Fixed Interest Rate :	————	
Base Rate, If Floating Interest :	D0001-7.7%	
Margin, If Floating Interest :	NIL	
Are there any Capital Floor :	Y/N	
Frequency of Intt. Payment :	Monthly	
If Above is yes, specify Capital Floor :		
Moratorium Period :	6 Years	
Moratorium effective from :	12.03.2018	
Repayment Period (Inc Moratorium) :	15 Years	
Repayment Frequency :	9 Yearly Installments	
Repayment Type :	AVG	
First Repayment Date :	01.10.2024	
Base Exchange Rate :	RUPEE	
Date of Base Exchange Rate :	N.A.	
Project Code	Project Name	Amount
	SARFAI	50,00,00,000 12.03.2018
	TAPOVAN VISHNUGARH	80,00,00,000 12.03.2018
	GADARWARA	90,00,00,000 12.03.2018
	NORTH KARANPURA	1,80,00,00,000 12.03.2018
	DARLIPALLI	2,20,00,00,000 12.03.2018
	TANDA-II	1,50,00,00,000 12.03.2018
	KHARGONE	1,80,00,00,000 12.03.2018
	TELANGANA	1,00,00,00,000 12.03.2018
Total Allocated Amount		10,00,00,00,000.00

Form 9

TRANCHE NO

BP NO 6950000881	T00001	D00001
Unsecured Loan From SBI-XI		
Source of Loan :	SBI-XI	
Currency :	INR	
Amount of Loan :	50,00,00,00,000	
Total Drawn amount :	5,00,00,00,000	
Date of Drawal :	11.10.2018	
Interest Type :	Floating	
Fixed Interest Rate :	----------	
Base Rate, if Floating Interest :	8.30%	
Margin, if Floating Interest :	0.00%	
Are there any Caps/ Floor :	Y/N	
Frequency of Intt. Payment :	Monthly	
If Above is yes, specify Caps/ Floor :		
Moratorium Period :	3 Years	
Moratorium effective from :	11.10.2018	
Repayment Period (Inc Moratorium) :	12 Years	
Repayment Frequency :	9 Yearly Installments	
Repayment Type :	AVG	
First Repayment Date :	01.10.2022	
Base Exchange Rate :	RUPEE	
Date of Base Exchange Rate :	N.A.	
Project Code	Project Name	Amount
	BARHI	75,00,00,000 11.10.2018
	TAPOVAN VISHNUGARH	32,00,00,000 11.10.2018
	BONGAIGAON	22,00,00,000 11.10.2018
	SOLAPUR	22,00,00,000 11.10.2018
	LARA-I	1,20,00,00,000 11.10.2018
	GADARWARA	1,00,00,00,000 11.10.2018
	RAMMAM	10,00,00,000 11.10.2018
	CHATTI BARETU DMB	19,00,00,000 11.10.2018
	TANDA II	1,00,00,00,000 11.10.2018
Total Allocated Amount		5,00,00,00,000.00

Form 9

TRANCHE NO

BP NO 6950000881	T00001	D00002
Unsecured Loan From SBI-XI		
Source of Loan :	SBI-XI	
Currency :	INR	
Amount of Loan :	50,00,00,00,000	
Total Drawn amount :	5,00,00,00,000	
Date of Drawal :	12.11.2018	
Interest Type :	Floating	
Fixed Interest Rate :	----------	
Base Rate, if Floating Interest :	8.30%	
Margin, if Floating Interest :	0.00%	
Are there any Caps/ Floor :	Y/N	
Frequency of Intt. Payment :	Monthly	
If Above is yes, specify Caps/ Floor :		
Moratorium Period :	3 Years	
Moratorium effective from :	12.11.2018	
Repayment Period (Inc Moratorium) :	12 Years	
Repayment Frequency :	9 Yearly Installments	
Repayment Type :	AVG	
First Repayment Date :	01.10.2022	
Base Exchange Rate :	RUPEE	
Date of Base Exchange Rate :	N.A.	
Project Code	Project Name	Amount
	BARHI	2,80,00,00,000 12.11.2018
	TAPOVAN VISHNUGARH	78,00,00,000 12.11.2018
	BONGAIGAON	27,00,00,000 12.11.2018

	SOLAPUR	85,00,00,000	12.11.2018
	CARA-I	6,00,00,000	12.11.2018
	GADARWARA	9,00,00,000	12.11.2018
Total Allocated Amount		**1,00,00,00,000.00**	

Statement Giving Details of Project Financed through a Combination of loan

Form 8

TRANCHE NO

EP NO 9350000881 **T00001** **D00004**

Unsecured Loan From SBI-XI			
Source of Loan :	SBI-XI		
Currency :	INR		
Amount of Loan	50,00,00,00,000		
Total Drawn amount :	5,00,00,00,000		
Date of Drawal :	22.11.2018		
Interest Type :	Floating		
Fixed Interest Rate :	----------		
Base Rate, If Floating Interest	8.30%		
Margin, If Floating Interest :	0.00%		
Are there any Capal Floor :	Y/N		
Frequency of Intl. Payment	Monthly		
If Above is yes, specify Capal Floor :			
Moratorium Period :	3 Years		
Moratorium effective from :	22.11.2018		
Repayment Period (Inc Moratorium) :	12 Years		
Repayment Frequency :	9 Yearly Installments		
Repayment Type :	AVG		
First Repayment Date :	01.10.2022		
Base Exchange Rate :	RUPEE		
Date of Base Exchange Rate :	N.A.		
Project Code	**Project Name**	**Amount**	
	BARHI	40,00,00,000	22.11.2018
	TAPOVAN VISHNUGARH	11,00,00,000	22.11.2018
	BONGAIGAON	11,00,00,000	22.11.2018
	SOLAPUR	20,00,00,000	22.11.2018
	LARAJ	50,00,00,000	22.11.2018
	GADARWARA	55,00,00,000	22.11.2018
	NORTH KARANPURA	36,00,00,000	22.11.2018
	DARLIPALLI	40,00,00,000	22.11.2018
	TANDA-II	10,00,00,000	22.11.2018
	KHARGONE	70,00,00,000	22.11.2018
	TELANGANA	70,00,00,000	22.11.2018
	TALAIPALI COAL MINE	7,00,00,000	22.11.2018
	RAMAGUNDAM I & II R&M	36,00,00,000	22.11.2018
	VINDHYACHAL R&M	14,00,00,000	22.11.2018
	FARAKKA R&M	10,00,00,000	22.11.2018
	KAHALGAON R&M	10,00,00,000	22.11.2018
	KHARGONE	2,00,00,00,000	22.11.2018
	TELANGANA	1,00,00,00,000	
Total Allocated Amount		**5,00,00,00,000.00**	

Statement Giving Details of Project Financed through a Combination of loan

Form 9

TRANCHE NO

BP NO 8950000881	**T00001**	**D00005**

Unsecured Loan From SBI-XI		
Source of Loan :	**SBI-XI**	
Currency :	INR	
Amount of Loan :	50,00,00,00,000	
Total Drawn amount :	5,00,00,00,000	
Date of Drawal :	11.12.2018	
Interest Type :	Floating	
Fixed Interest Rate :	----------	
Base Rate, if Floating Interest :	8.50%	
Margin, if Floating Interest :	0.00%	
Are there any Caps/ Floor :	Y/N	
Frequency of Intt. Payment :	Monthly	
If Above is yes, specify Caps/ Floor :		
Moratorium Period :	3 Years	
Moratorium effective from :	11.12.2018	
Repayment Period (inc Moratorium) :	12 Years	
Repayment Frequency :	9 Yearly Installments	
Repayment Type :	AVG	
First Repayment Date :	01.10.2022	
Base Exchange Rate :	RUPEE	
Date of Base Exchange Rate :	N.A.	

Project Code	**Project Name**	**Amount**	
	BARHI	6,00,00,000	11.12.2018
	TAPOVAN VISHNUGARH	7,00,00,000	11.12.2018
	SOLAPUR	12,00,00,000	11.12.2018
	LARAJ	45,00,00,000	11.12.2018
	GADARWARA	75,00,00,000	11.12.2018
	NORTH KARANPURA	10,00,00,000	11.12.2018
	DARLIPALLI	60,00,00,000	11.12.2018
	TANDA II	30,00,00,000	11.12.2018
	KHARSIONE	1,00,00,00,000	11.12.2018
	TELANGANA	1,20,00,00,000	11.12.2018
	SINGRAULI RM	20,00,00,000	11.12.2018
	RAMAGUNDAM RM	20,00,00,000	11.12.2018
Total Allocated Amount		**5,00,00,00,000.00**	

Form 8

TRANCHE NO

BF NO 8360000741	T000001	000001
Unsecured Loan From SBI-XB		
Source of Loan :	SBI-XB	
Currency :	INR	
Amount of Loan :	30,00,00,00,000	
Total Drawn amount :	7,50,00,00,000	
Date of Drawn :	11.02.2019	
Interest Type :	Floating	
Fixed Interest Rate :	----------	
Base Rate, if Floating Interest :	8.35%	
Margin, if Floating Interest :	NIL	
Are there any Capsi Floor :	Yes	
Frequency of Intt. Payment :	Monthly	
If Above is yes, specify Capsi Floor :		
Moratorium Period :	6 Years	
Moratorium effective from :	11.02.2019	
Repayment Period (Ex Moratorium) :	15 Years	
Repayment Frequency :	9 Yearly Installments	
Repayment Type :	AVG	
First Repayment Date :	31.03.2025	
Base Exchange Rate :	RUPEE	
Date of Base Exchange Rate :	N.A.	

Project Code	Project Name	Amount	
	BARPALI	1,30,00,00,000.00	11.02.2019
	TAPOVAN VISHNUGARH	15,00,00,000.00	11.02.2019
	BONGAIGAON	60,00,00,000.00	11.02.2019
	SOLAPUR	40,00,00,000.00	11.02.2019
	GADARWARA	90,00,00,000.00	11.02.2019
	DARLIPALLI	60,00,00,000.00	11.02.2019
	TANDA-II	30,00,00,000.00	11.02.2019
	KHURSONE	60,00,00,000.00	11.02.2019
	TELANGANA	70,00,00,000.00	11.02.2019
	CHATTI BARIATU	10,00,00,000.00	11.02.2019
	DULANGA	20,00,00,000.00	11.02.2019
	TALAIPALI	80,00,00,000.00	11.02.2019
	NCPS-FGD	25,00,00,000.00	11.02.2019
Total Allocated Amount		7,50,00,00,000.00	

Statement Giving Details of Project Financed through a Combination of loan

Form 9

TRANCHE NO

BP NO 8950000741	T00001	D00002

Unsecured Loan From SBI-XB		
Source of Loan :	SBI-XB	
Currency :	INR	
Amount of Loan :	26,35,00,00,000	
Total Drawn amount :	26,35,00,00,000	
Date of Drawal :	18.02.2019	
Interest Type :	Floating	
Fixed Interest Rate :	----------	
Base Rate, if Floating Interest :	8.95%	
Margin, if Floating Interest :	NIL	
Are there any Caps/ Floor :	YIN	
Frequency of Intt. Payment :	Monthly	
If Above is yes, specify Caps/ Floor :		
Moratorium Period :	5 Years	
Moratorium effective from :	18.02.2019	
Repayment Period (inc Moratorium) :	15 Years	
Repayment Frequency :	9 Yearly installments	
Repayment Type :	AVS	
First Repayment Date :	31.03.2038	
Base Exchange Rate :	RUPEE	
Date of Base Exchange Rate :	N.A.	

Project Code	Project Name	Amount	
	BARH-I	90,00,00,000.00	18.02.2019
	FARAKKA-III	24,50,00,000.00	18.02.2019
	GADARWARA	90,00,00,000.00	18.02.2019
	KORBA-III	20,00,00,000.00	18.02.2019
	KUDGI	3,00,00,00,000.00	18.02.2019
	LARA	1,00,00,00,000.00	18.02.2019
	MOUDA-I	21,00,00,000.00	18.02.2019
	MOUDA-II	2,20,00,00,000.00	18.02.2019
	NCTPP-II	63,30,00,000.00	18.02.2019
	NORTH KARANPURA	60,40,00,00,000.00	18.02.2019
	PHARI BARWADIH CMB	1,20,00,00,000.00	18.02.2019
	SIMHADRI-II	21,00,00,000.00	18.02.2019
	SOLAPUR	2,40,00,00,000.00	18.02.2019
	TELANGANA	70,00,00,000.00	18.02.2019
	KUDGI	-3,00,00,00,000.00	18.02.2019
	BARH-I	50,00,00,000	18.02.2019
	NORTH KARANPURA	90,00,00,000	18.02.2019
	TARAPUR VISHNUGARH	20,00,00,000	18.02.2019
	TELANGANA	1,50,00,00,000	18.02.2019
Total Allocated Amount		**26,35,00,00,000.00**	

Statement Giving Details of Project Financed through a Combination of loan

Form 9

TRANCHE NO

BP NO 6060060741	T00001	D00003
	Unsecured Loan From SBI-XB	
Source of Loan :	SBI-XB	
Currency :	INR	
Amount of Loan :	50,00,00,00,000	
Total Drawl amount :	5,00,00,00,000	
Date of Drawal :	26.03.2019	
Interest Type :	Floating	
Fixed Interest Rate :	----------	
Base Rate, if Floating Interest :	8.35%	
Margin, if Floating Interest :	Nil	
Are there any Caps/ Floor :	Y/N	
Frequency of Int. Payment :	Monthly	
If Above is yes, specify Caps/ Floor :		
Moratorium Period :	5 Years	
Moratorium effective from :	26.03.2019	
Repayment Period (Inc Moratorium) :	15 Years	
Repayment Frequency :	5 Years Instalments	
Repayment Type :	AVG	
First Repayment Date :	31.03.2024	
Base Exchange Rate :	RUPEE	
Date of Base Exchange Rate :	N.A.	

Project Code	Project Name	Amount	
	SARHU	40,00,00,000.00	26.03.2019
	UNCHAHAR STPP IV	1,20,00,00,000.00	26.03.2019
	LARA	30,00,00,000.00	26.03.2019
	NORTH KARANPURA	30,00,00,000.00	26.03.2019
	GADARWARA	80,00,00,000.00	26.03.2019
	DARLIPALLI	41,00,00,000.00	26.03.2019
	TANDA-II	30,00,00,000.00	26.03.2019
	KHARGONE	60,00,00,000.00	26.03.2019
	TELANGANA	80,00,00,000.00	26.03.2019
	CHATTI BARIATU	5,00,00,000.00	26.03.2019
	DULANGA	10,00,00,000.00	26.03.2019
	TALAIPALI	10,00,00,000.00	26.03.2019
	NCPS-FGD	4,00,00,000.00	26.03.2019
Total Allocated Amount		**5,00,00,00,000.00**	

Form 8

TRANCHE NO

BP NO 6060000311	T00001	D00005
Unsecured Loan From Syndicate Bank		
Source of Loan :	Syndicate Bank-S	
Currency :	INR	
Amount of Loan :	10,00,00,00,000	
Total Drawn amount :	1,00,00,00,000	
Date of Drawl :	25.03.2013	
Interest Type :	Floating	
Fixed Interest Rate :		
Base Rate, if Floating Interest :	D00005-9.40%	
Margin, if Floating Interest :	NIL	
Are there any Caps/ Floor :	Y/N	
Frequency of Intt. Payment :	MONTHLY	
If Above is yes, specify Caps/ Floor :		
Moratorium Period :	4 Years	
Moratorium effective from :	25.03.2013	
Repayment Period (Inc Moratorium) :	12 Years	
Repayment Frequency :	16 Half Yearly	
Repayment Type :	Average	
First Repayment Date :	01.12.2016	
Base Exchange Rate :	RUPEE	
Date of Base Exchange Rate :	N.A.	
Project Code	Project Name	Amount
	GADARWARA	1,00,00,00,000 25.03.2013
Total Allocated Amount		1,00,00,00,000.00

Form 8

TRANCHE NO

BP NO 6060000332	T00001	D00003
Unsecured Loan From State Bank Of Bikaner & Jaipur		
Source of Loan :	State Bank Of Bikaner & Jaipur	
Currency :	INR	
Amount of Loan :	5,00,00,00,000	
Total Drawn amount :	1,00,00,00,000	
Date of Drawl :	21.07.2014	
Interest Type :	Floating	
Fixed Interest Rate :	---	
Base Rate, if Floating Interest :	D00003-10.25%	
Margin, if Floating Interest :	NIL	
Are there any Caps/ Floor :	Y/N	
Frequency of Intt. Payment :	MONTHLY	
If Above is yes, specify Caps/ Floor :		
Moratorium Period :	3 Years	
Moratorium effective from :	21.07.2014	
Repayment Period (Inc Moratorium) :	10 Years	
Repayment Frequency :	10 Years Instalments	
Repayment Type :	AVG	
First Repayment Date :	14.03.2020	
Base Exchange Rate :	RUPEE	
Date of Base Exchange Rate :	N.A.	
Project Code	Project Name	Amount
	GADARWARA	1,00,00,00,000.00 21.07.2014
Total Allocated Amount		1,00,00,00,000.00

Form II

TRANCHE NO

BP NO 5050001386 T00001 D00001

Unsecured Loan From HDFC Bank Ltd. XI		
Source of Loan :	HDFC Bank Ltd. XI	
Currency :	INR	
Amount of Loan :	10,00,00,00,000	
Total Drawn amount :	10,00,00,00,000	
Date of draw	01.09.2023	
Interest Type :	Floating	
Fixed Interest Rate :		
Base Rate, if Floating Interest	7.74%	
Margin, if Floating Interest :	NIL	
Are there any Caps/ Floor :	Y/N	
Frequency of Intt. Payment	MONTHLY	
If Above is yes, specify Caps/ Floor :		
Moratorium Period :	3 Years	
Moratorium effective from :	14.07.2023	
Repayment Period (inc Moratorium) :	15 Years	
Repayment Frequency :	12 Yearly Instalment	
Repayment Type :	AVG	
First Repayment Date :	14.11.2027	
Base Exchange Rate :	RUPEE	
Date of Base Exchange Rate :	N.A.	
Project Code	Project Name	Amount
	BARH-I	5,01,14,00,000.00 01.09.2023
	PAKRI BARWADIH OMS	1,70,00,00,000.00 01.09.2023
	NOKH SOLAR PLOT-III (245M	98,00,00,000.00 01.09.2023
	SINGRAULI & II FGD	96,73,00,000.00 01.09.2023
	KERANDARI	25,00,00,000.00 01.09.2023
	NOKH SOLAR PLOT-II (245MW	22,00,00,000.00 01.09.2023
	RAMAGUNDAM-I & II FGD	20,06,00,000.00 01.09.2023
	TALAIPALI COAL MINE	20,00,00,000.00 01.09.2023
	TSTPS STAGE-II & I FGD	17,83,00,000.00 01.09.2023
	FARAKKA-I, II & III FGD	16,76,00,000.00 01.09.2023
	VINDHYACHAL-I &II FGD	15,73,00,000.00 01.09.2023
	TTPS III (2X660MW)	10,00,00,000.00 01.09.2023
	DULANGA COAL MINE	10,00,00,000.00 01.09.2023
	KAHALGAON-I & II FGD	9,88,00,000.00 01.09.2023
	NOKH SOLAR PLOT-I (245MW)	8,00,00,000.00 01.09.2023
	VINDHYACHAL-I, II & III-FGD	8,96,00,000.00 01.09.2023
	VINDHYACHAL-III &IV FGD	8,05,00,000.00 01.09.2023
	SIMHADRI-II & I FGD	7,48,00,000.00 01.09.2023
	RIHAND- II & III FGD	3,39,00,000.00 01.09.2023
	KHARGONE FGD	5,36,00,000.00 01.09.2023
	KORBA-I, II & III FGD	5,14,00,000.00 01.09.2023
	SIPAT-I FGD	3,07,00,000.00 01.09.2023
	KUDGI-FGD	4,74,00,000.00 01.09.2023
	DARLIPALLI FGD	4,50,00,000.00 01.09.2023
	LARA FGD	3,92,00,000.00 01.09.2023
	MOUDA-II FGD	3,14,00,000.00 01.09.2023
	GADARWARA FGD	3,08,00,000.00 01.09.2023
	NORTH KARANPURA FGD	2,42,00,000.00 01.09.2023
	MOUDA-I FGD	2,30,00,000.00 01.09.2023
	BARH-II FGD	2,19,00,000.00 01.09.2023
	SOLAPUR-FGD	2,17,00,000.00 01.09.2023
	TANDA II FGD	2,05,00,000.00 01.09.2023

	RAMABUNDAM-III FGD	31,00,000.00	01.09.2023
Total Allocated Amount		10,00,00,00,000.00	

Form 8

TRANCHE NO

BP NO E060000361	T00001	D00007

Unsecured Loan From Bank Of India-II

Source of Loan :	Bank Of India-II	
Currency :	INR	
Amount of Loan :		2000000000
Total Drawn amount :		1000000000
Date of Drawal :	26.03.2014	
Interest Type :	Floating	
Fixed Interest Rate :		
Base Rate, If Floating Interest :	D00007 - 9.3%	
Margin, If Floating Interest :	NIL	
Are there any Caps/ Floor :	Y/N	
Frequency of Int. Payment :	Monthly	
If Above is yes, specify Caps/ Floor :		
Moratorium Period :	5 Years	
Moratorium effective from :	26.03.2014	
Repayment Period (inc. Moratorium) :	15 Years	
Repayment Frequency :	10 Years	
Repayment Type :	AVG	
First Repayment Date :	26.06.2019	
Base Exchange Rate :	RUPEE	
Date of Base Exchange Rate :		

Project Code	Project Name	Amount				
	LARA-I	20,00,00,000	26.03.201	T00001	D00007	10.20%
	GADARWARA	20,00,00,000	26.03.201	T00001	D00007	10.20%
	SOLAPUR	60,00,00,000	26.03.201	T00001	D00007	10.20%
Total Allocated Amount		1,00,00,00,000				

Statement Giving Details of Project Financed through a Combination of loan

Form II

TRANCHE NO

BP NO 5050000385 T00001 D00004

	Unsecured Loan From Vijaya Bank	
Source of Loan :	Vijaya Bank-VI	
Currency :	INR	
Amount of Loan :		2,85,00,00,000
Total Drawn amount :		85,00,00,000
Date of Drawl	13.11.2017	
Interest Type :	Floating	
Fixed Interest Rate :		
Base Rate, if Floating Interest	D00004- 8.4%	
Margin, if Floating Interest :	NIL	
Are there any Caps/ Floor :	Y/N	
Frequency of Intt. Payment	MONTHLY	
If Above is yes, specify Caps/ Floor		
Moratorium Period :	5 Years	
Moratorium effective from :	13.11.2017	
Repayment Period (inc Moratorium)	15 Years	
Repayment Frequency :	15 Yearly	
Repayment Type :	Average	
First Repayment Date :	14.03.2020	
Base Exchange Rate :	RUPEE	
Date of Base Exchange Rate :	N.A.	

Project Code	Project Name	Amount			
	GADARWARA	20,00,00,000	13.11.2017	T00001	D00004
	UNCHAHAR STPP IV	20,00,00,000	13.11.2017	T00001	D00004
	DARLIPALLI	20,00,00,000	13.11.2017	T00001	D00004
	VINDHYACHAL-V	10,00,00,000	13.11.2017	T00001	D00004
	TALAIPALI COAL MINE	15,00,00,000.00	13.11.2017	T00001	D00004
Total Allocated Amount		**85,00,00,000.00**			

FORM-8	Details of Allocation of Corporate Bonds to various projects
Name of the Company	NTPC LIMITED
Name of the Power Station	GADARWARA
Commercial Operation Date (COD)	28-Feb-21

Particulars														
Source of Loan - Bonds Series	51-C	54	57	59	60	61	62	63	64	65	66	67	69	73
Currency	INR	INR	INR	INR	INR	INR	INR	INR	INR	INR	INR	INR	INR	INR
Amount of Loan sanctioned (In Lakh)	32,000.00	10,30,683.05	50,000.00	65,500.00	1,00,000.00	1,07,250.00	80,000.00	67,000.00	70,000.00	70,000.00	3,92,500.00	4,00,000.00	4,30,000.00	2,50,000.00
Amount of Gross Loan drawn upto COD (In Lakh)	32,000.00	10,30,683.05	50,000.00	65,500.00	1,00,000.00	1,07,250.00	80,000.00	67,000.00	70,000.00	70,000.00	3,92,500.00	4,00,000.00	4,30,000.00	2,50,000.00
Interest Type	Fixed	Fixed	Fixed	Fixed	Fixed	Fixed	Fixed	Fixed	Fixed	Fixed	Fixed	Fixed	Fixed	Fixed
Fixed Interest Rate, if applicable	8.61%	8.49%	8.15%	8.33%	8.05%	8.10%	7.58%	7.47%	7.49%	6.72%	7.37%	8.30%	7.32%	6.40%
Base Rate, if Floating Interest	N/A	N/A	N/A	N/A	N/A	N/A	N/A	N/A	N/A	N/A	N/A	N/A	N/A	N/A
Margin, if Floating Interest	N/A	N/A	N/A	N/A	N/A	N/A	N/A	N/A	N/A	N/A	N/A	N/A	N/A	N/A
Are there any Caps/Floor	No	No	No	No	No	No	No	No	No	No	No	No	No	No
If above is yes,specify caps/floor	N/A	N/A	N/A	N/A	N/A	N/A	N/A	N/A	N/A	N/A	N/A	N/A	N/A	N/A
Moratorium Period (In Years)	20	8	10	5	10	5	10	10	15	5	15	10	10	10
Moratorium effective from*	04-03-2014	25-03-2015	15-12-2015	24-02-2016	05-05-2016	27-05-2016	23-08-2016	16-09-2016	07-11-2016	24-11-2016	14-12-2016	15-01-2019	17-07-2019	27-01-2021
Repayment Period	Bullet Repayment	Installments Due on 25/03/2023, 25/03/2024 & 25/03/2025	Bullet Repayment	Bullet Repayment	Bullet Repayment	Installments Due on 27/05/2021, 27/05/2026 & 27/05/2031	Bullet Repayment	Bullet Repayment	Bullet Repayment	Bullet Repayment	Bullet Repayment	Bullet Repayment	Bullet Repayment	Bullet Repayment
Repayment effective from	04-03-2034	25-03-2023	15-12-2025	24-02-2021	05-05-2026	27-05-2021	23-08-2026	16-09-2026	07-11-2031	24-11-2021	14-12-2031	15-01-2029	17-07-2029	27-01-1931
Repayment Frequency	Bullet Repayment	Installments Due on 25/03/2023, 25/03/2024 & 25/03/2025	Bullet Repayment	Bullet Repayment	Bullet Repayment	Installments Due on 27/05/2021, 27/05/2026 & 27/05/2031	Bullet Repayment	Bullet Repayment	Bullet Repayment	Bullet Repayment	Bullet Repayment	Bullet Repayment	Bullet Repayment	Bullet Repayment
Repayment Installment (In Lakh)	32,000.00	Installments 1st - 208,138.61 2nd - 412,273.22 3rd - 412,273.22	50,000.00	65,500.00	1,00,000.00	Installments 1st - 35,750.00 2nd - 35,750.00 3rd - 35,750.00	80,000.00	67,000.00	70,000.00	70,000.00	3,92,500.00	4,00,000.00	4,30,000.00	2,50,000.00
Base Exchange Rate	N/A	N/A	N/A	N/A	N/A	N/A	N/A	N/A	N/A	N/A	N/A	N/A	N/A	N/A
Door to Door Maturity (In Years)	20	10	10	5	10	15	10	10	15	5	15	10	10	10

Name of the Projects	51-C	54	57	59	60	61	62	63	64	65	66	67	69	73
Gadarwara	10,000.00	81,000.00	2,000.00	6,500.00	6,500.00	7,500.00	3,200.00	8,600.00	2,500.00	5,500.00	28,100.00	25,500.00	47,500.00	15,000.00

*Moratorium period has been taken as the period from Deemed Date of Allotment till the date of first Redemption.

1. Source of loan means the agency from whom the loan has been taken such as WB, ADB, WMB, PNB, SBI, ICICI, IFC, PFC etc.
2. Currency refers to currency of loan such as US$, DM, Yen,Indian Rupee etc.
3. Details are to be submitted as on 31.03.2004 for existing assets and as on COD for the remaining assets.
4. Where the loan has been refinanced, details in the Form is to be given for the loan refinaced. However, the details of the original loan is to be given seperately in the same form.
5. If the Tariff in the petition is claimed seperately for various units, details in the Form is to be given seperately for all the units in the same form.
6. Interest type means whether the interest is fixed or floating.
7. Base rate means the base as PLR, LIBOR etc. over which the margin is to be added. Applicable base rate on different dates from the date of drawl may also be enclosed.
8. Margin means the points over and above the floating rate.
9. At times caps/floor are put at which the floating rates are frozen. If such a condition exists, specify the limits.
10. Moratorium period refers to the period during which loan servicing liability is not required.
11. Repayment period means the repayment of loan such as 7 years, 10 years, 25 years etc.
12. Repayment frequency means the interval at which the debt servicing is to be done such as monthly, quarterly, half yearly, annual, etc.
13. Where there is more than one drawal/repayment for a loan, the date & amount of each drawal/repayment and its allocation may also be given seperately.
14. If the repayment installment amount and repayment date can not be worked out from the data furnished above, the repayment schedule to be furnished seperately.
15. In case of Foreign loan,date of each drawal & repayment alongwith exchange rate at that date may be given.
16. Base exchange rate means the exchange rate prevailing as on 31.03.2004 for existing assets and as on COD for the remaining assets.

Name of the Company NTPC LTD **Form-8**

Name of the Power Station

Particulars											
			1	2	3	4	5	6	7	8	9
Source of Loan	4.375 % Euro Bonds 2024	4.25 % Euro Bonds 2026	2.75% Fixed Rate Notes due 2027	7.25% Fixed Rate Notes due 2022	JPY Eqv. 350Million A	JPY Eqv. 350Million B	4.5% Fixed Rate Notes due 2028	JPY Eqv. 300Million A	JPY Eqv. 300Million B	3.75% Euro Bonds 2024 II	JPY Eqv. 750Million I
Drawal											
Currency	USD	USD	EUR	USD	JPY	JPY	USD	JPY	JPY	USD	JPY
Amount of loan sanctioned	50,00,00,000	50,00,00,000	50,00,00,000	20,00,00,00,000	22,52,50,99,128	16,88,99,89,866	40,00,00,000	16,28,48,76,778	16,56,90,93,118	45,00,00,000	24,67,10,52,632
Amount of Gross Loan drawn upto 19.03.2024	50,00,00,000	50,00,00,000	50,00,00,000	20,00,00,00,000	22,52,50,99,128	16,88,99,89,866	40,00,00,000	16,28,48,76,778	16,56,90,93,118	45,00,00,000	24,67,10,52,632
Interest Type	Fixed	Fixed	Fixed	Fixed	Floating	Floating	Fixed	Floating	Floating	Fixed	Floating
Fixed Interest Rate, if applicable	4.375% *	4.25% *	2.75% *	7.25% *	-	-	4.5% *	-	-	3.750%	-
Base Rate, if floating interest*	-	-	-	-	6 Month JPY Libor / 3 Months TONA*	6 Month JPY Libor / 3 Months TONA*	-	6 Month JPY Libor / 3 Months TONA*	6 Month JPY Libor / 3 Months TONA*	-	6 Month JPY Libor / 3 Months TONA*
Margin, if floating interest rate	-	-	-	-	0.95%	0.95%	-	1.02%	1.02%		0.80%/ 1.02%
Are there any Caps / Floor	No	No	No	No	No	No	No	No	No	No	No
If above is Yes, specify Caps / Floor	-	-	-	-	-	-	-	-	-		-
Moratorium Period	10 Years	10 Years	10 Years	5 Years	9 Years	9 Years	10 Years	9 Years	9 Years	5 Years	6 Years
Moratorium effective from	26-Nov-2014	26-Feb-2016	01-Feb-2017	03-May-2017	12-Nov-2017	12-Nov-2017	19-Mar-2018	29-Jan-2019	29-Jan-2019	03-Apr-2019	15-May-2020
Repayment period	Bullet payment	Bullet payment	Bullet payment	Bullet payment	1 year	1 year	Bullet payment	1 year	1 year	Bullet payment	1 year
Repayment effective from	26-Nov-2024	26-Feb-2026	01-Feb-2027	03-May-2022	12-Nov-2026	12-Nov-2026	19-Mar-2028	29-Jan-2028	29-Jan-2028	03-Apr-2024	15-May-2026
Repayment frequency	One time	One time	One time	One time	Three Time	Three Time	One time	Three Time	Three Time	One time	Six Time
Repayment installment	50,00,00,000	50,00,00,000	50,00,00,000	20,00,00,00,000	7,50,83,33,043	5,62,99,96,622	40,00,00,000	5,42,82,92,259	5,52,30,31,039	45,00,00,000	6,16,77,63,158
											2,05,59,21,053
Base Exchange Rate -											
Are foreign currency loan hedged	No	No	No	No	No	No	No	No	No	No	No
If above is Yes, specify details		-	-	-	-	-	-	-	-	-	-

Name of the Projects											
Gadarwara	7.78%	15.16%	10.41%	11.17%	8.15%	5.12%	9.24%	8.08%	9.61%	10.30%	6.15%

Name of the Company
Name of the Power Station

Particulars													
	10	11	12	13	14	15	15	16	17	18	19	20	21
Source of Loan	JPY Equ. 750Million II	JPY Equ. 750Million III	JPY Equ. 750Million IV	JPY Equ. 750Million V	JPY Equ. 750Million VI	Euro Loan I	Euro Loan II	Euro Loan III	JBIC Green Drawl I	JBIC Green Drawl II	JBIC Green Drawl III	JBIC Green Drawl IV	USD 750 Million Drawl I
Drawal													
Currency	JPY	JPY	JPY	JPY	JPY	EUR	EUR	EUR	JPY	JPY	JPY	JPY	USD
Amount of loan sanctioned	10,74,22,92,405	10,55,52,03,716	10,55,19,62,404	10,45,69,69,571	12,89,05,84,717	4,89,31,659	8,42,38,902	8,45,12,994	10,00,00,00,000	10,00,00,00,000	15,00,00,00,000	15,00,00,00,000	10,00,00,000
Amount of Gross Loan drawn upto 19.03.2024	10,74,22,92,405	10,55,52,03,716	10,55,19,62,404	10,45,69,69,571	12,89,05,84,717	4,89,31,659	8,42,38,902	8,45,12,994	10,00,00,00,000	10,00,00,00,000	15,00,00,00,000	15,00,00,00,000	10,00,00,000
Interest Type	Floating	Floating	Floating	Floating	Floating	Floating	Floating	Floating	Floating	Floating	Floating	Floating	Floating
Fixed Interest Rate, if applicable	–	–	–	–	–	–	–	–	–	–	–	–	–
Base Rate, if floating interest*	6 Month JPY Libor /3 Months TONA*	6 Month JPY Libor /3 Months TONA*	6 Month JPY Libor /3 Months TONA*	6 Month JPY Libor /3 Months TONA	6 Month JPY Libor /3 Months TONA	6 Month Euribor*	6 Month Euribor*	6 Month Euribor*	6 Month JPY Libor /6 Month Compounded TONA	6 Month JPY Libor /6 Month Compounded TONA	6 Month JPY Libor /6 Month Compounded TONA	6 Month JPY Libor /6 Month Compounded TONA	6 Month Term SOFR*
Margin, if floating interest rate	0.80%/1.02%	0.80%/1.02%	0.80%/1.02%	0.80%/1.02%	0.80%/1.02%	0.95%	0.95%	0.95%	0.92%	0.92%	0.92%	0.92%	1.169135%
Are there any Caps / Floor	No	No	No	No	No	No	No	No	No	No	No	No	No
If above is Yes, specify Caps / Floor	–	–	–	–	–	–	–	–					–
Moratorium Period	6 Years	6 Years	6 Years	6 Years	6 Years	7	7	7	3	3	3	3	4
Moratorium effective from	15-May-2020	15-May-2020	15-May-2020	15-May-2020	15-May-2020	07-Jun-2021	11-Aug-2021	11-Aug-2021	25-Feb-2021	25-Feb-2021	25-Feb-2021	25-Feb-2021	25-Apr-2022
Repayment period	1 year	1 year	1 year	1 year	1 year	payment	payment	payment	Half-Yearly	Half-Yearly	Half-Yearly	Half-Yearly	Yearly
Repayment effective from	15-May-2026	15-May-2026	15-May-2026	15-May-2026	15-May-2026	14-Aug-2028	14-Aug-2028	14-Aug-2028	17-Sep-2023	17-Sep-2023	17-Sep-2023	17-Sep-2023	05-Oct-2026
Repayment frequency	Six Time	Six Time	Six Time	Six Time	Six Time	One Time	One Time	One Time	Twenty Five	Twenty Five	Twenty Five	Twenty Five	Seven times
Repayment installment	2,68,55,73,101	2,63,88,00,929	2,63,79,65,601	2,61,42,42,393	3,22,26,46,179	4,89,31,659	8,42,38,902	8,45,12,994	40,00,00,000	40,00,00,000	60,00,00,000	60,00,00,000	1,42,85,714
	89,51,91,034	87,96,00,310	87,93,21,867	87,14,14,131	1,07,42,15,393								
Base Exchange Rate -													
Are foreign currency loan hedged	No	No	No	No	No	No	No	No	No	No	No	No	No
If above is Yes, specify details	–	–	–	–	–	–	–	–					–

Name of the Projects	%	%	%	%	%	%	%	%	%	%	%	%	%
Gadarwara	6.00%	1.32%	5.29%	6.23%	11.76%	6.19%	4.67%	2.50%	1.10%	3.74%	3.88%	0.89%	5.12%

Name of the Company
Name of the Power Station

Particulars									
	22	23	24	25	26				
Source of Loan	USD 750 Million Drawl II	USD 750 Million Drawl III	USD 750 Million Drawl IV	USD 750 Million Drawl V	USD 750 Million Drawl VI	JPY Equ. $400 Million Drawl I	JPY Equ. $400 Million Drawl II	JPY Equ. $400 Million Drawl III	JPY Equ. $400 Million Drawl IV
Drawal									
Currency	USD	USD	USD	USD	USD	JPY	JPY	JPY	JPY
Amount of loan sanctioned	10,00,00,000	25,00,00,000	10,00,00,000	10,00,00,000	10,00,00,000	13,51,55,00,000	13,89,20,00,000	14,77,60,00,000	14,25,65,00,000
Amount of Gross Loan drawn upto 19.03.2024	10,00,00,000	25,00,00,000	10,00,00,000	10,00,00,000	10,00,00,000	13,51,55,00,000	13,89,20,00,000	14,77,60,00,000	14,25,65,00,000
Interest Type	Floating	Floating	Floating	Floating	Floating	Floating	Floating	Floating	Floating
Fixed Interest Rate, if applicable	-	-	-	-	-	-	-	-	-
Base Rate, if floating interest*	6 Month Term SOFR*	6 Month Term SOFR*	6 Month Term SOFR*	6 Month Term SOFR*	6 Month Term SOFR*	6M Compounded TONA	6M Compounded TONA	6M Compounded TONA	6M Compounded TONA
Margin, if floating interest rate	1.169 13%	1.169 13%	1.169 13%	1.169 13%	1.169 13%	1.20000%	1.20000%	1.20000%	1.20000%
Are there any Caps / Floor	No	No	No	No	No	No	No	No	No
If above is Yes, specify Caps / Floor	-	-	-	-	-	-	-	-	-
Moratorium Period	4	4	4	4	4	4	4	4	4
Moratorium effective from	25-Apr-2022	25-Apr-2022	25-Apr-2022	25-Apr-2022	25-Apr-2022	31-Aug-2023	31-Aug-2023	31-Aug-2023	31-Aug-2023
Repayment period	Yearly	Yearly	Yearly	Yearly	Yearly	Yearly	Yearly	Yearly	Yearly
Repayment effective from	05-Oct-2026	05-Oct-2026	05-Oct-2026	05-Oct-2026	05-Oct-2026	31-Aug-2027	31-Aug-2027	31-Aug-2027	31-Aug-2027
Repayment frequency	Seven times	Seven times	Seven times	Seven times	Seven times	Seven times	Seven times	Seven times	Seven times
Repayment installment	1,42,85,714	3,57,14,286	1,42,85,714	1,42,85,714	1,42,85,714	193,07,85,714	198,45,71,429	211,08,57,143	203,66,42,857
						-	-	-	-
Base Exchange Rate :-									
Are foreign currency loan hedged	No	No	No	No	No	-	-	-	-
If above is Yes, specify details	-	-	-	-	-				

Name of the Projects	%	%	%	%	%	%	%	%	%
Gadarwara	0.75%	0.25%	1.82%			3.82%	1.22%	0.60%	1.21%

Yearwise Statement of Additional Capitalization after COD

Name of petitioner NTPC Ltd
Name of generating Station Gadarwara
COD 01.03.2021
For Financial Year 2019-24

Amount in Rs Lakhs

Sl. No.	Head of Work/ Equipments	ACE (Actual)				Regulations under which claimed	Justification
		2020-21 (COD U2-01.03.2021-31.03.2021)	2021-22	2022-23	2023-24		
A	**For assets eligible for normal RoE**						
1	Freehold land		151.14		9.91		
2	ROU Land		40.38				
3	Roads, bridges, culverts & Helipads	0.29	62.99	412.49	- 1,033.60		
4	Main plant buildings	0.36	11.23	541.82	34.55		
5	Offsite Buildings				1,067.33		
6	Other buildings	2.64	5,997.41	978.74	161.20		
7	Water Supply, Drainage & Sewerage		17.35				
8	Locomotive						
9	MGR Track & Signaling System		1,514.04	13,713.23	6,393.68		
10	Reservoir				- 147.04		
11	Transformers		5.05		42.29		
12	AC & Ventilation system		2.92	32.37	72.87		
13	Ash Dyke			4.28	17.41		
14	Ash Handling System & AWRS System		611.93	65.56	-		
15	CHIMNEY		34.02	447.02	61.12		
16	Chlorine Dioxide Plant-CW System				577.39		
17	CHP		91.02		-		
18	COOLING TOWER			- 36.13	-		
19	CW SYSTEM		386.22	12.81	13.09		
20	ESP			270.21	12.39		
21	FIRE DETECTION & PROTECTION SYSTEM		45.54	44.86	38.36	Refer Form-9 of respective years	Refer Form-9 of respective years
22	Automatic Generation Control (AGC)		-	12.66			
23	GENERATOR BUSDUCT & MV BUSDUCT				-		
24	LT SWITCHGEAR & LT BUS DUCT		7.14	56.35	-		
25	Main plant AC Package				- 2.63		
26	MAKEUP WATER SYSTEM		83.12	25.55	2.54		
27	Sewage Treatment Plant			28.40			
28	MV SWITCHGEARS				-		
29	STATION C&I		3.14	11.63	-		
30	STATION PIPING		18.84		-		
31	SG PACKAGE	- 55.40	291.24	540.71	410.00		
32	SWITCHYARD		0.96		-		
33	TG PACKAGE	- 25.53	93.26	738.08	998.41		
34	Water Treatment Plant		7.05		9.87		
35	Township Package		103.89				
36	Electrical Installations		- 138.82	28.20	292.14		
37	Township Electrification			19.05			
38	MBOAs	50.99	980.05	1,072.40	521.24		
39	Contractor ERV	-	-	-	-		
40	Contractor ERV Charged to P/L Account	-	-	-	-		
41	Initial Spares	358.59	1,534.65	3,029.51	2,512.77		
	Total add cap	**331.94**	**11955.94**	**22049.79**	**12065.28**		
42	Reversal Of liability						
43	Decap of Spares	- 22.65	- 715.10	- 393.97	- 349.57		
44	Decap of MBOAs	- 7.22	- 1.50	- 61.77	- 45.03		
45	Discharge of Liability	1,290.38	5,403.75	2,816.26	2,659.12		
	TOTAL A	**1,592.45**	**16,643.09**	**24,410.31**	**14,329.80**		
B	**For assets eligible for RoE at weightage average rate of interest on loan**						
1							
	TOTAL B	0	0	0	0		
	TOTAL (A+B)	**1,592.45**	**16,643.09**	**24,410.31**	**14,329.80**		

(Petitioner)

Name of the Petitioner	NTPC Ltd.
Name of the Generating Station	Gadarwara
COD	01.03.2021
For Financial Year	2020-21(5th CoD 01.03.2021 to 31.03.2021)

Amount in Rs Lakh

Sl. No.	Head of Work /Equipment	ACE Claimed (On Accrual Basis)						Regulation under which claimed	Justification	Admitted Cost by the Commission, if any
		Accrual basis as per Note-2 of BS	IND AS Adj	Accrual basis as per IGAAP	Un-discharged Liability included in col. 3B	Cash basis	IDC included in col. 3B			
1	2	3	3A	3B(=3+3A)	4	5=3B-4	6	7	8	9
A	For assets eligible for normal RoE									
1	TG Package	-25.53	-	-25.53	-	-25.53	-	24(1)(b)	All the works claimed are part of Orginal Scope of Work and within Cut Off date of the Station. Hon'ble Commission may be pleased to allow the same	
2	SG Package	-55.40	-	-55.40	-	-55.40	-	24(1)(b)		
3	Roads, bridges, culverts & Helipads	0.29	-	0.29	-	0.29	0.29	24(1)(b)		
4	Main Plant Buildings	0.36	-	0.36	-	0.36	0.36	24(1)(b)		
5	Other Buildings	2.64	-	2.64	-	2.64	2.64	24(1)(b)		
6	Contractors FERV	-208.92	-	-208.92	-208.92	-	-	24(1)(b)		
7	Initial Spares	358.59	-	358.59	-	358.59	-	24(1)(c)		
8	MBOA: Plant & Machinery	2.33		2.33	-	2.33	-	24(1)(b)		
9	MBOA: Furniture & Fixtures	11.76		11.76	-	11.76	-	24(1)(b)		
10	MBOA: Other Office Equipment	25.67		25.67	1.68	23.99	-	24(1)(b)		
11	MBOA: EDP, WP Machines & Satcom eqp	11.59		11.59	-	11.59	-	24(1)(b)		
12	MBOA: Hospital Equipment	0.60		0.60	-	0.60	-	24(1)(b)		
13	MBOA: Laboratory & Workshop eqp	7.09		7.09	6.36	0.73	-	24(1)(b)		
14							-			
15	Decap of Spares: Part of capital cost	-22.65	-	-22.65	-	-22.65	-	24(1)	These Spares were part of capital cost which became unserviceable, hence decapitalised.	
16	Decap of MBOAs: Part of capital cost	-7.22		-7.22		-7.22	-	24(1)	These MBOAs were part of capital cost which became unserviceable, hence decapitalised.	
17	Contractor ERV Charged to P&L	-	-91.17	-91.17	-91.17	-	-	24(1)(a)	This pertains to reinstatement of liability on account of exchange rate variation. As per INDAS accounting system, after 01.04.2016, impact of FERV shall not form part of Gross Block and shall be charged to P&L account as borrowing cost.FERV. Accordingly, FERV on foreign currency after 01.04.2016 has been adjusted in the capital cost to arrive at IGAAP value.	
	Sub-Total	101.19	-91.17	10.02	-292.06	302.07	3.29			
B	For assets eligible for RoE at weightage average rate of interest on loan									
1		-	-	-	-	-	-			
	Sub-Total	-	-	-	-	-	-			
	Sub-total (A+B)	101.19	-91.17	10.02	-292.06	302.07	3.29			
C	Add: Discharge of liability corresponding to allowed/ claimed works					1,290.38		24(1)(a)	Discharge of liabilities of works already allowed/ claimed. The Hon'ble Commission may be pleased to allow the same.	
	TOTAL Add cap claimed on cash basis (A+B+C)					1,592.45				

(Petitioner)

Name of the Petitioner	NTPC Ltd.
Name of the Generating Station	GADARWARA
COD	01.03.2021
For Financial Year	2021-22

Amount in Rs Lakh

Sl. No.	Head of Work /Equipment	ACE Claimed (On Actual Basis)						Regulation under which claimed	Justification	Admitted Cost by the Commission, if any
		Accrual basis as per Note-2 of BS	IND AS Adj	Accrual basis as per IGAAP	Un-discharged Liability included in col. 3B	Cash basis	IDC included in col. 3B			
1	2	3	3A	3B(=3+3A)	4	5=3B-4	6	7	8	9
A	For assets eligible for normal RoE									
1	Freehold Land	191.14	0.00	191.14	0.00	191.14	0.00	24(1)(b)	All the works claimed are part of Original Scope of Works and within Cut Off date of the Station. Hon'ble Commission may be pleased to allow the same	
2	Land - Right of Use	40.38	0.00	40.38	0.00	40.38	0.00	24(1)(b)		
3	Roads, bridges & culverts	63.27	0.28	62.99	0.00	62.99	5.52	24(1)(b)		
4	Main Plant Buildings	11.55	0.00	11.55	0.32	11.23	0.00	24(1)(b)		
5	Other Buildings	6119.32	44.87	6164.19	166.78	5997.41	614.06	24(1)(b)		
6	Water Supply,drainage & sewerage	17.35	0.00	17.35	0.00	17.35	0.01	24(1)(b)		
7	MGR track and signalling system / Railway siding	1663.22	-10.99	1652.23	138.19	1514.04	214.62	24(1)(b)		
8	765 KV Transformers	6.69	0.00	6.69	0.00	6.69	0.00	24(1)(b)		
9	Ash Handling System & AWRS	635.98	13.00	648.98	37.05	611.93	106.51	24(1)(b)		
10	CHIMNEY	34.92	0.00	34.92	0.00	34.92	0.02	24(1)(b)		
11	CHP Package	95.24	0.00	95.24	4.22	91.02	0.09	24(1)(b)		
12	Cooling Towers	6.23	0.00	6.23	6.23	0.00	0.00	24(1)(b)		
13	CW Equipment	408.92	0.00	408.92	22.70	386.22	0.00	24(1)(b)		
14	132V Power Transformers	-1.63	0.00	-1.63	0.00	-1.63	0.00	24(1)(b)		
15	Fire Detection and Protection System	84.07	0.00	84.07	38.53	45.54	0.00	24(1)(b)		
16	AC & Ventilation	16.82	-0.01	16.81	13.89	2.92	0.18	24(1)(b)		
17	Make up Water System	269.89	0.00	269.89	186.77	83.12	0.00	24(1)(b)		
18	Station C&I Package	8.29	0.00	8.29	5.14	3.14	0.00	24(1)(b)		
19	Station Piping	18.84	0.00	18.84	0.00	18.84	0.02	24(1)(b)		
20	SG Package	413.54	0.86	403.69	112.45	291.24	192.50	24(1)(b)		
21	Switch Yard Package	0.96	0.00	0.96	0.00	0.96	0.00	24(1)(b)		
22	TG Package	393.15	0.00	393.15	299.92	93.26	0.03	24(1)(b)		
23	Water Treatment Plant	7.05	0.00	7.05	0.00	7.05	0.00	24(1)(b)		
24	Township Package for Gadarwara	104.44	-0.55	103.89	0.00	103.89	10.71	24(1)(b)		
25	LT Switchgear & Busduct	8.19	0.00	8.19	1.06	7.14	0.00	24(1)(b)		
26	Electrical Installations	-138.62	0.00	-138.62	0.00	-138.62	0.00	24(1)(b)		
27	MBOAs: Pre Fab structures	4.31	0.00	4.31	0.00	4.31	0.00	24(1)(b)		
28	MBOAs: Plant & Machinery	161.60	0.07	161.68	0.00	161.68	0.00	24(1)(b)		
29	MBOAs: Furniture & Fixtures	229.61	0.00	229.61	0.00	229.61	0.00	24(1)(b)		
30	MBOAs: Other Office Equipment	207.36	0.08	207.44	0.00	207.44	0.00	24(1)(b)		
31	MBOAs: EDP, WP Machine & Satcom equipment	113.36	0.00	113.36	0.00	113.36	0.00	24(1)(b)		
32	MBOAs: Construction Equipment	118.37	0.00	118.37	0.00	118.37	0.00	24(1)(b)		
33	MBOAs: Communication Equipments	14.94	0.00	14.94	0.00	14.94	0.00	24(1)(b)		
34	MBOAs: Hospital Equipments	29.91	0.00	29.91	0.00	29.91	0.00	24(1)(b)		
35	MBOAs: Laboratory & Workshop Equipments	88.43	0.00	88.43	0.00	88.43	0.00	24(1)(b)		
36	MBOAs: Software	12.00	0.00	12.00	0.00	12.00	0.00	24(1)(b)		
37	Initial Spares	1534.63	0.00	1534.63	0.00	1534.63	0.00	24(1)(c)	Procurement of initial spares within the original scope of work, in accordance with the CERC 'IR 2019. Hon'ble commission may be pleased to allow the same	
38	Contractors FERV	-37.22	0.00	-37.22	-37.22	0.00	0.00	24(1)(a)	This pertains to reinstatement of liability on account of exchange rate variation for the work claimed/admitted by the Hon'ble Commission	
39	Contractors FERV Charged to P&L Account	0.00	-40.41	-40.41	-40.41	0.00	0.00	24(1)(a)	This pertains to reinstatement of liability on account of exchange rate variation. As per INDAS accounting system, after 01.04.2016, impact of FERV shall not form part of Gross Block and shall be charged to P&L account as borrowing cost/FERV. Accordingly, FERV on foreign currency after 01.04.2016 has been adjusted in the capital cost to arrive at IGAAP value.	

40	Disup of Capital Spares - Part of Capital Cost	-715.10	0.00	-715.10	0.00	-715.10	0.00	24(1)	These Spares were part of capital cost which became unserviceable, hence disapitalised.	
41	Disup of MiOOAs: Part of Capital Cost	-1.50	0.00	-1.50	0.00	-1.50	0.00	24(1)	These MiOOAs were part of capital cost which became unserviceable, hence disapitalised.	
	Sub-Total A	**12,199.05**	**-4.08**	**12,194.97**	**955.63**	**11,239.34**	**1,144.26**			
ii	**For assets eligible for RoE at weighted average rate of interest on loan**									
1	-	-	-	-	-	-	-			
	Sub-Total B	-	-	-	-	-	-			
	Sub-total (A+B)	**12,199.05**	**-4.08**	**12,194.97**	**955.63**	**11,239.34**	**1,144.26**			
C	Add: Discharge of liability corresponding to allowed/ claimed works					5403.75		24(1)(a)	Discharge of liabilities of works already allowed/ claimed. Hon'ble Commission may be pleased to allow the same.	
	TOTAL Add cap claimed on cash basis (A+B+C)					**16,643.09**				

(Petitioner)

Name of the Petitioner	NTPC Ltd.
Name of the Generating Station	Gadarwara
COD	01.03.2021
For Financial Year	2022-23

Amount in Rs Lakh

Sl. No.	Head of Work /Equipment	ACE Claimed (On Accrual Basis)						Regulation under which claimed	Justification	Admitted Cost by the Commission, if any
		Accrual basis as per Note-2 of BS	IND AS Adj	Accrual basis as per IGAAP	Un-discharged Liability included in col. 3B	Cash basis	IDC included in col. 3B			
1	2	3	3A	3B(=3+3A)	4	5=3B-4	6	7	8	9
A	For assets eligible for normal R&M									
1	Roads, bridges, culverts & helipads	416.89	-	416.89	4.40	412.49	16.26	24(1)(b)	All the works claimed are part of Original Scope of Works and within Cut Off date of the Station. Hon'ble Commission may be pleased to allow the same.	
2	Main Plant Buildings	646.45	-	646.45	104.62	541.82	-	24(1)(b)		
3	Other Buildings	1,274.62	-	1,274.62	295.88	978.74	169.28	24(1)(b)		
4	MGR track and signalling system / Railway siding	14,373.86	-	14,373.86	660.63	13,713.23	1,782.93	24(1)(b)		
5	AC & Ventilation System	32.42	-	32.42	0.06	32.37	0.50	24(1)(b)		
6	Ash Dyke	4.28	-	4.28	-	4.28	-	24(1)(b)		
7	Ash Handling System & AWRS	163.05	-	163.05	97.48	65.56	33.33	24(1)(b)		
8	CHP/MGY	447.02	-	447.02	-	447.02	38.97	24(1)(b)		
9	CHP	3.05	-	3.05	3.05	-	-	24(1)(b)		
10	Cooling Towers	36.13	-	36.13	-	36.13	-	24(1)(b)		
11	CW System	21.97	-	21.97	9.16	12.81	-	24(1)(b)		
12	ESP	275.98	-	275.98	5.77	270.21	-	24(1)(b)		
13	Fire Detection and Protection System	55.64	-	55.64	10.78	44.86	0.26	24(1)(b)		
14	Automatic Generation Control (AGC)	18.70	-	18.70	6.04	12.66	1.61	24(1)(b)		
15	Make up Water System	25.55	-	25.55	-	25.55	-	24(1)(b)		
16	Sewage Treatment Plant	28.40	-	28.40	-	28.40	3.97	24(1)(b)		
17	Station C&I Package	6.50	-	6.50	1.16	5.33	-	24(1)(b)		
18	SG Package	587.29	-	587.29	46.58	540.71	-	24(1)(b)		
19	TG Package	750.97	-	750.97	12.90	738.08	18.31	24(1)(b)		
20	Internal Electrification and lighting	28.20	-	28.20	-	28.20	-	24(1)(b)		
21	Control Room Equipments (LED Monitors)	6.29	-	6.29	-	6.29	-	24(1)(b)		
22	LT Switchgears	56.35	-	56.35	-	56.35	-	24(1)(b)		
23	Township Electrification	39.52	-	39.52	20.46	19.05	-	24(1)(b)		
24	MBOAs: Prefab Equipment	10.58	-	10.58	-	10.58	-	24(1)(b)		
25	MBOAs: Tools, Plants & Equipment	180.82	0.01	180.83	-	180.83	-	24(1)(b)		
26	MBOAs: Furniture & Fixtures	105.76	-	105.76	-	105.76	-	24(1)(b)		
27	MBOAs: Office Equipments	263.40	-	263.40	-	263.40	-	24(1)(b)		
28	MBOAs: EDP, WP Machines & Satcom Eqp	133.79	-	133.79	-	133.79	-	24(1)(b)		
29	MBOAs: Construction Equipment	58.10	-	58.10	-	58.10	-	24(1)(b)		
30	MBOAs: Electrical Installations	6.50	-	6.50	-	6.50	-	24(1)(b)		
31	MBOAs: Communication Equipment	308.89	-	308.89	-	308.89	-	24(1)(b)		
32	MBOAs: Hospital Equipment	1.77	-	1.77	-	1.77	-	24(1)(b)		
33	MBOAs: Laboratory & Workshop Equipment	2.78	-	2.78	-	2.78	-	24(1)(b)		
34	Initial Spares	1,029.45	0.05	1,029.51	-	1,029.51	-	24(1)(c)	Procurement of initial spares within the original scope of work, in accordance with the CERC 'IC 2019. Hon'ble commission may be pleased to allow the same.	
35	Contractors FERV	726.95	-	726.95	726.95	-	-	24(1)(d)	This pertains to reinstatement of liability on account of exchange rate variation for the work claimed/admitted by the Hon'ble Commission.	
36	Contractors FERV Charged to P&L Account	-	213.58	213.58	213.58	-	-	24(1)(d)	This pertains to reinstatement of liability on account of exchange rate variation. As per INDAS accounting system, after 01.04.2016, impact of FERV shall not form part of Gross Block and shall be charged to P&L account as borrowing cost/FERV. Accordingly, FERV on foreign currency after 01.04.2016 has been adjusted in the capital cost to arrive at IGAAP value.	
37	Decap of Capital Spares : Part of Capital Cost	-393.97	-	-393.97	-	-393.97	-	24(1)	These Spares were part of capital cost which became unserviceable, hence decapitalised.	

(9)	Decap of MB/OAs : Part of Capital Cost	-61.77	-	-61.77	-	-61.77	-	24(1)	These MB/OAs were part of capital cost which became unserviceable, hence decapitalised.	
	Sub-Total A	**23,600.52**	**213.64**	**23,814.16**	**2,220.11**	**21,594.05**	**2,065.22**	-		
B	**For assets eligible for RoE at weightage average rate of interest on loan**									
1				-		-				
2				-		-				
	Sub-Total B	-	-	-	-	-	-			
C	**Total (A+B)**	**23,600.52**	**213.64**	**23,814.16**	**2,220.11**	**21,594.05**	**2,065.22**			
D	Add: Discharge of liability corresponding to allowed/ claimed works					2,816.26		24(1)(a)	Discharge of liabilities of works already allowed/ claimed. The Hon'ble Commission may be pleased to allow the same.	
	TOTAL Add cap claimed on cash basis (A+B+C+D)					**24,410.31**				
										(Petitioner)

Name of the Petitioner	NTPC Ltd.
Name of the Generating Station	Gadarwara-I
COD	01.03.2021
For Financial Year	2023-24

Amount in Rs. Lakh

Sl. No.	Head of Work /Equipment	ACE Claimed (On Accrual Basis)						Regulation under which claimed	Justification	Admitted Cost by the Commission, if any
		Accrual basis as per Note-2 of BS	IND AS Adj	Accrual basis as per IGAAP	Un-discharged Liability included in col. 3B	Cash basis	IDC included in col. 3B			
1	2	3	3A	3B(=3+3A)	4	5=3B-4	6	7	8	9
A	**For assets eligible for normal RoE**									
1	Freehold land	9.91	-	9.91	-	9.91	-	24(1)(b)	All the works claimed are part of Original Scope of Works and within Cut Off date of the Station. Hon'ble Commission may be pleased to allow the same.	
2	Roads, bridges, culverts & Helipads	-1,040.99	-	-1,040.99	-	-1,040.99	-	24(1)(b)		
3	Roads, bridges, culverts & Helipads	26.00	-	26.00	18.62	7.39	-	24(1)(b)		
4	Main plant buildings	60.99	-	60.99	26.44	34.55	-	24(1)(b)		
5	Offsite Buildings	1,152.18	-	1,152.18	84.83	1,067.35	4.99	24(1)(b)		
6	Other buildings	229.62	1.85	221.67	60.46	161.20	6.29	24(1)(b)		
7	MGR Track & Signalling System	6,793.45	-	6,793.45	396.77	6,391.68	235.98	24(1)(b)		
8	Reservoir	3.47	-	3.47	3.47	-	-	24(1)(b)		
9	Reservoir	-147.04	-	-147.04	-	-147.04	-	24(1)(b)		
10	Transformers	78.53	-	78.53	36.24	42.29	-	24(1)(b)		
11	AC & Ventilation system	84.04	-	84.04	11.57	72.47	7.14	24(1)(b)		
12	Ash Dyke	711.54	-	711.54	694.13	17.41	-	24(1)(b)		
13	Ash Handling System & AWRS System	354.14	-	354.14	354.14	-	-	24(1)(b)		
14	CHIMNEY	72.16	-	72.16	11.05	61.12	-	24(1)(b)		
15	Chlorine Dioxide Plant-CW System	577.39	-	577.39	-	577.39	-	24(1)(b)		
16	CHP	48.74	-	48.74	48.74	-	-	24(1)(b)		
17	COOLING TOWER	13.92	-	13.92	13.92	-	-	24(1)(b)		
18	CW SYSTEM	50.06	-	50.06	36.97	13.09	1.05	24(1)(b)		
19	ESP	45.38	-	45.38	32.99	12.39	-	24(1)(b)		
20	FIRE DETECTION & PROTECTION SYSTEM	42.58	-	42.58	4.23	38.36	-	24(1)(b)		
21	GENERATOR BUSDUCT & MV BUSDUCT	1.49	-	1.49	1.49	-	-	24(1)(b)		
22	LT SWITCHGEAR & LT BUS DUCT	3.77	-	3.77	3.77	-	-	24(1)(b)		
23	Main plant AC Package	4.12	-	4.12	2.93	1.19	-	24(1)(b)		
24	Main plant AC Package	-3.82	-	-3.82	-	-3.82	-	24(1)(b)		
25	MAKE UP WATER SYSTEM	38.01	-	38.01	35.47	2.54	-	24(1)(b)		
26	MV SWITCHGEARS	2.96	-	2.96	2.96	-	-	24(1)(b)		
27	STATION C&I	6.13	-	6.13	6.13	-	-	24(1)(b)		
28	STATION PIPING	2.91	-	2.91	2.91	-	-	24(1)(b)		
29	SG PACKAGE	872.65	-	872.65	462.65	410.00	-	24(1)(b)		
30	SWITCHYARD	41.29	-	41.29	41.29	-	-	24(1)(b)		
31	TG PACKAGE	1,247.25	-	1,247.25	248.84	998.41	-	24(1)(b)		
32	Water Treatment Plant	18.02	-	18.02	8.15	9.87	-	24(1)(b)		
33	Electrical Installations	407.01	-	407.01	114.87	292.14	9.04	24(1)(b)		
34	MIRAVs: Plant & Machinery	200.78	-	200.78	109.86	90.92	-	24(1)(b)		
35	MIRAVs: Furniture & Fixtures	28.57	-	28.57	0.14	28.43	-	24(1)(b)		
36	MIRAVs: Other Office Equ	18.91	-	18.91	-	18.91	-	24(1)(b)		
37	MIRAVs: EDP, WP Machines & Satcom equ	157.30	-	157.30	22.09	135.22	-	24(1)(b)		
38	MIRAVs: Construction equipment	90.56	-	90.56	-	90.56	-	24(1)(b)		
39	MIRAVs: Communication equipment	118.84	-	118.84	6.40	112.44	-	24(1)(b)		
40	MIRAVs: Hospital Equipment	16.69	-	16.69	-	16.69	-	24(1)(b)		
41	MIRAVs: Laboratory & Workshop equ	103.90	-	103.90	86.03	17.87	-	24(1)(b)		
42	MIRAVs: Software	10.50	-	10.50	0.32	10.18	-	24(1)(b)		
43	Contractor FERV	383.48	-	383.48	383.48	-	-	24(1)(c)	This pertains to reinstatement of liability on account of exchange rate variation for the work claimed/admitted by the Hon'ble Commission and may please be allowed by the Commission.	
44	Contractor FERV Charged to P/L Account	0.00	25.76	25.76	25.76	-	-	24(1)(a)	This pertains to reinstatement of liability on account of exchange rate variation. As per INDAS accounting system, after 01.04.2016, impact of FERV shall not form part of Gross Block and shall be charged to P&L account as borrowing cost/FERV. Accordingly, FERV on foreign currency after 01.04.2016 has been adjusted in the capital cost to arrive at IGAAP value.	
45	Initial Spares	2562.99	-	2,562.99	50.22	2,512.77	-	24(1)(3)	Procurement of initial spares under the original scope of work and within cut off date of the station, in accordance with the CERC Tariff Regulations, 2019. The Hon'ble commission may be pleased to allow the same	

47	Disap of Spares, Part of Capital Cost	-349.57	-	-349.57	-	-349.57	-	24(1)	These Spares were part of capital cost which became unservicable, hence decapitalised.	
48	Disap of MRO/As, Part of Capital Cost	-45.03	-	-45.03	-	-45.03	-	24(1)	These MRO/As were part of capital cost which became unservicable, hence decapitalised.	
49	Reversal Of liability	-26.23	-	-26.23	-26.23	-	-	24(1)(a)	This pertains to reversal of liability against the original scope of works. The Hon'ble CERC may please allow the same.	
50	Add: Discharge of liability corresponding to allowed claimed works					2,659.12		24(1)(a)	This pertains to discharges of liabilities against the allowed claimed works under original scope of works. The Hon'ble CERC may please allow the same.	
	Sub-Total A	**15,070.57**	**26.81**	**15,097.38**	**3,426.70**	**14,329.80**	**264.49**			
B	**For assets eligible for RoE at weighrage average rate of interest on loan**									
1				-		-				
	Sub-Total B	-	-	-	-	-	-			
	Total (A+B)	**15,070.57**	**26.81**	**15,097.38**	**3,426.70**	**14,329.80**	**264.49**			

(Petitioner)

Financing of Additional Capitalisation

Name of the Petitioner : **NTPC Limited** **PART I**

Name of the Generating Station: **Gadarwara STPS(2x800 MW)** **FORM- 10**

COD: 15.04.2019 (Anticipated) (Amount in Rs Lakh)

Financial Year (Starting from COD)1	Actual					Admitted				
	2019-20	2020-21	2021-22	2022-23	2023-24	2019-20	2020-21	2021-22	2022-23	2023-24
1		3	4	5	6	7	8	9	10	11
Amount capitalised in Work/ Equipment										
Financing Details Loan-1										
Loan-2										
Loan-3 and so on										
Total Loan2										
Equity Internal Resources										
Others (Pl. specify)										
Total										

Add cap is financed in Debt:Equity ratio of 70:30

Note:

1. Year 1 refers to Financial Year of COD and Year 2, Year 3 etc. are the subsequent financial years respectively.
2. Loan details for meeting the additional capitalisation requirement should be given as per FORM-7 or 8 whichever is relevant.

(Petitioner)

PART-1
FORM-11

Calculation of Depreciation

Name of the Petitioner: NTPC LIMITED
Name of the Generating Station: Gadarwara STPS(2X800MW)

(Amount in Rs Lakh)

S. No.	Name of the Assets	Gross block as on Station COD(01.03.2021)	Depreciation Rates as per CERC's Depreciation Rate Schedule(in %)	Addition (1.3.21-31.3.21)	Gross block as on (31.03.2021)	Addition (1.4.21-31.3.22)	Gross block as on (31.03.2022)	Addition (1.4.22-31.3.23)	Gross block as on (31.03.2023)	Depreciation Amount for each year upto 31.03.2024			
										2020-21 (01.03.2021 to 31.03.2021)	2021-22	2022-23	2023-24
1	2	5	6	7	8	9	10	11	12	15	16	17	18
1	Freehold Land	39,240.02	-		39,240.02	151.14	39,391.16		39,391.16	-	-	-	-
2	Leasehold Land	5,156.13	3.34		5,156.13		5,156.13		5,156.13	172.21	172.21	172.21	172.21
3	Land - Right of use	776.20	3.34		776.20	40.38	816.58		816.58	25.93	25.93	27.27	27.27
4	Roads,Drains, Bridges & Culverts	14,042.56	3.34	0.29	14,042.85	62.99	14,105.84	416.89	14,522.73	469.02	469.03	471.14	485.06
5	Main Plant Buildings	30,442.20	3.34	0.36	30,442.56	11.55	30,454.11	646.45	31,100.56	1,016.77	1,016.78	1,017.17	1,038.76
6	Other Buildings	43,549.41	3.34	2.64	43,552.05	6,168.51	49,720.56	1,285.20	51,005.76	1,454.55	1,454.64	1,660.67	1,703.59
7	Temporary erection	130.22	100.00		130.22		130.22		130.22	130.22	130.22	130.22	130.22
8	Water supp,drainage	528.10	5.28		528.10	17.35	545.45		545.45	27.88	27.88	28.80	28.80
9	MGR track and signalling system	1,12,101.00	5.28		1,12,101.00	1,652.23	1,13,753.23	14,303.19	1,28,056.42	5,918.93	5,918.93	6,006.17	6,761.38
10	Earth dam reservoir	2,292.97	5.28		2,292.97		2,292.97		2,292.97	121.07	121.07	121.07	121.07
11	Plant and machinery	10,24,342.28	5.28	101.23	10,24,443.51	4,354.66	10,28,798.17	10,535.90	10,39,334.07	54,085.27	54,090.62	54,320.54	54,876.84
12	Furniture & fixtures	4,538.15	6.33	4.70	4,542.85	325.66	4,868.51	133.96	5,002.47	287.26	287.56	308.18	316.66
13	Other Office Equip	615.51	6.33	25.67	641.18	207.31	848.49	263.40	1,111.89	38.96	40.59	53.71	70.38
14	EDP,WP&SATCOM equip	391.08	15.00	11.43	402.51	107.28	509.78	75.78	585.56	58.66	60.38	76.47	87.83
15	Vehicles incl speedb	5.49	5.28		5.49		5.49		5.49	0.29	0.29	0.29	0.29
16	Construction equip	1,294.09	5.28		1,294.09	118.37	1,412.46	58.10	1,470.56	68.33	68.33	74.58	77.65
17	Electrical installat	20,705.24	5.28		20,705.24	(123.96)	20,581.28	102.37	20,683.65	1,093.24	1,093.24	1,086.69	1,092.10
18	Communication equip	248.26	6.33		248.26	14.94	263.20	308.89	572.09	15.71	15.71	16.66	36.21
19	Hospital equipment	67.57	5.28	0.60	68.17	29.91	98.08	1.77	99.85	3.57	3.60	5.18	5.27
20	Lab & workshop equip	726.83	5.28	7.09	733.92	88.43	822.35	2.78	825.12	38.38	38.75	43.42	43.57
21	Software	116.66	15.00		116.66	12.00	128.66		128.66	17.50	17.50	19.30	19.30
22	Capital Spares	23,464.96	5.28	358.59	23,823.55	1,546.52	25,370.07	3,029.45	28,399.53	1,238.95	1,257.88	1,339.54	1,499.50
	TOTAL	**13,24,774.93**		**512.60**	**13,25,287.53**	**14,785.27**	**13,40,072.80**	**31,164.13**	**13,71,236.93**	**66,282.71**	**66,311.14**	**66,979.27**	**68,593.96**
	Weighted Average Rate of Depreciation (%)									**5.0040**	**5.0100**	**5.0000**	**5.0100**

Petitioner

Statement of Depreciation

Name of the Petitioner : NTPC Limited **Part-I**

Name of the Generating Station: Gadarwara STPS(2x800 MW) **Form-12**

(Amount in Rs Lakh)

S. No.	Particulars	Existing 2018-19	2020-21 (01.03.2021 to 31.03.2021)	2021-22	2022-23	2023-24
1	2	3	6	7	8	9
1	Opening Capital Cost	N.A.	12,88,773.18	12,90,365.64	13,07,008.73	13,31,419.04
2	Closing Capital Cost		12,90,365.64	13,07,008.73	13,31,419.04	13,45,748.84
3	Average Capital Cost		12,89,569.41	12,98,687.18	13,19,213.88	13,38,583.94
4	Freehold land		39,240.02	39,315.59	39,391.16	39,391.16
4(a)	IT equipments and software included in 1 above		507.74	519.17	638.44	714.22
4(b)	IT equipments and software addition		11.43	119.28	75.78	-
5	Rate of depreciation		5.0040	5.0100	5.0000	5.0100
6	Depreciable value		11,25,347.80	11,33,492.31	11,51,908.08	11,69,344.92
7.	Balance useful life at the beginning of the period		24.13	24.05	23.05	22.05
8	Remaining depreciable value		11,25,347.80	11,28,011.68	10,86,843.85	11,03,384.23
9	Depreciation (for the period)		5,480.63	65,064.23	65,960.69	67,063.06
10	Depreciation (annualised)		**64,530.05**	**65,064.23**	**65,960.69**	**67,063.06**
11.	Cumulative depreciation at the end of the period		67,712.81	1,32,777.04	1,98,737.74	2,65,800.79
12.	Less: Cumulative depreciation adjustment on account of un-discharged liabilities deducted as on 01.04.2020		-	-	-	-
13.	Less: Cumulative depreciation adjustment on account of de-capitalisation		0.12	71.08	56.14	74.52
14.	Net Cumulative depreciation at the end of the period		67,712.69	1,32,705.96	1,98,681.60	2,65,726.27

(Petitioner)

Form 13

Calculation of Interest on Actual Loans

(Rs Lakhs)

Name of the Company: NTPC LTD.

Name of the Power Station: Badarpur

Sl. no.	Particulars	2019-20 (01.09.2019-31.03.2020)	2020-21 (01.04.2020-28.02.2021)	2020-21 (01.03.2021-31.03.2021)	2021-22	2022-23	2023-24
1	SBI, NEW YORK - II						
	Gross loan - Opening	38,202.48	38,120.47	38,120.47	38,120.47	38,120.47	38,120.47
	Cumulative repayments of Loans upto previous period	-	38,120.47	38,120.47	38,120.47	38,120.47	38,120.47
	Net loan - Opening	38,202.48	-	-	-	-	-
	Increase/ Decrease due to FERV	-81.99					
	Increase/ Decrease due to ACE/Drawl during the period	-	-	-	-	-	-
	Total	38,120.47	-	-	-	-	-
	Repayments of Loans during the period	38,120.47	-	-	-	-	-
	Net loan - Closing	-	-	-	-	-	-
	Average Net Loan	19,101.23	-	-	-	-	-
	Rate of Interest on Loan	3.7650%					
	Interest on Loan Annualized	717.98	-	-	-	-	-
2	4.375% Eurobonds 2024- Bullet Repayment on 26.11.2024						
	Gross loan - Opening	37,880.98	38,696.17	38,697.95	38,697.95	38,697.95	38,697.95
	Cumulative repayments of Loans upto previous period	-	-	-	-	-	-
	Net loan - Opening	37,880.98	38,696.17	38,697.95	38,697.95	38,697.95	38,697.95
	Increase/ Decrease due to FERV	2,815.19	-981.31				
	Increase/ Decrease due to ACE/Drawl during the period	-	-	-	-	-	-
	Total	38,696.17	38,697.95	38,697.95	38,697.95	38,697.95	38,697.95
	Repayments of Loans during the period	-	-	-	-	-	-
	Net loan - Closing	38,696.17	38,697.95	38,697.95	38,697.95	38,697.95	38,697.95
	Average Net Loan	38,480.27	38,118.88	38,697.95	38,697.95	38,697.95	38,697.95
	Rate of Interest on Loan	4.4521%	4.4521%	4.4521%	4.4521%	4.4521%	4.4521%
	Interest on Loan Annualized	1,316.44	1,347.82	1,329.28	1,329.28	1,329.28	1,329.28
3	Wacha II A- 4 HY installments from 26.09.2020						
	Gross loan - Opening	422.79	457.99	447.28	447.28	447.28	447.28
	Cumulative repayments of Loans upto previous period	-	114.40	223.68	336.47	447.28	447.28
	Net loan - Opening	422.79	343.59	223.61	110.81	-	-
	Increase/ Decrease due to FERV	35.20	-10.71				
	Increase/ Decrease due to ACE/Drawl during the period	-	-	-	-	-	-
	Total	457.99	332.88	223.61	110.81	-	-
	Repayments of Loans during the period	114.40	111.28	110.81	110.81	-	-
	Net loan - Closing	343.59	221.61	110.81	-	-	-
	Average Net Loan	383.69	282.61	166.21	55.41	-	-
	Rate of Interest on Loan	3.8573%	2.0434%	1.8208%	1.9852%	0.0000%	0.0000%
	Interest on Loan Annualized	14.19	5.77	3.03	0.87	-	-
4	Wacha II B- 4 HY installments from 26.03.2020						
	Gross loan - Opening	10,548.48	10,910.09	10,420.96	10,420.96	10,420.96	10,420.96
	Cumulative repayments of Loans upto previous period	-	6,225.14	10,305.60	10,361.78	10,420.96	10,420.96
	Net loan - Opening	10,548.48	15,088.95	10,115.35	5,059.18	-	-
	Increase/ Decrease due to FERV	1,561.61	-459.14				
	Increase/ Decrease due to ACE/Drawl during the period	-	-	-	-	-	-
	Total	10,910.09	14,197.81	10,115.35	5,059.18	-	-
	Repayments of Loans during the period	6,225.14	5,078.46	5,059.18	5,059.18	-	-
	Net loan - Closing	15,685.95	10,115.35	5,059.18	-	-	-
	Average Net Loan	17,617.72	12,602.65	7,588.78	2,529.59	-	-
	Rate of Interest on Loan	3.8573%	2.0434%	1.8208%	1.9852%	0.0000%	0.0000%
	Interest on Loan Annualized	647.66	385.85	122.96	39.59	-	-
5	4.25% Eurobonds 2026- Bullet Repayment on 26.02.2026						
	Gross loan - Opening	53,535.14	57,845.11	55,773.13	55,773.13	55,773.13	55,773.13
	Cumulative repayments of Loans upto previous period	-	-	-	-	-	-
	Net loan - Opening	53,535.14	57,845.11	55,773.13	55,773.13	55,773.13	55,773.13
	Increase/ Decrease due to FERV	4,310.97	-1,971.98				
	Increase/ Decrease due to ACE/Drawl during the period	-	-	-	-	-	-
	Total	57,845.11	55,773.13	55,773.13	55,773.13	55,773.13	55,773.13
	Repayments of Loans during the period	-	-	-	-	-	-
	Net loan - Closing	57,845.11	55,773.13	55,773.13	55,773.13	55,773.13	55,773.13
	Average Net Loan	55,485.13	56,706.11	55,773.13	55,773.13	55,773.13	55,773.13
	Rate of Interest on Loan	4.4500%	4.4500%	4.4500%	4.4500%	4.4500%	4.4500%
	Interest on Loan Annualized	2,494.83	2,548.38	2,507.28	2,507.28	2,507.28	2,507.28
6	2.75% Eurobonds 2027- Bullet Repayment on 01.02.2027						
	Gross loan - Opening	41,043.71	43,957.12	46,856.54	46,856.54	46,856.54	46,856.54
	Cumulative repayments of Loans upto previous period	-	-	-	-	-	-
	Net loan - Opening	41,043.71	43,957.12	46,856.54	46,856.54	46,856.54	46,856.54
	Increase/ Decrease due to FERV	2,865.41	2,838.48				
	Increase/ Decrease due to ACE/Drawl during the period	-	-	-	-	-	-
	Total	43,957.12	46,856.54	46,856.54	46,856.54	46,856.54	46,856.54
	Repayments of Loans during the period	-	-	-	-	-	-
	Net loan - Closing	43,957.12	46,856.54	46,856.54	46,856.54	46,856.54	46,856.54
	Average Net Loan	42,450.41	45,396.83	46,856.54	46,856.54	46,856.54	46,856.54
	Rate of Interest on Loan	2.9088%	2.9088%	2.9088%	2.9088%	2.9088%	2.9088%
	Interest on Loan Annualized	1,235.08	1,320.60	1,362.98	1,362.98	1,362.98	1,362.98
7	JPY Bps. 350 Million A- 3 HY installments from 12.11.2025						
	Gross loan - Opening	11,916.29	12,885.55	12,841.91	12,841.91	12,841.91	12,841.91
	Cumulative repayments of Loans upto previous period	-	-	-	-	-	-
	Net loan - Opening	11,916.29	12,885.55	12,841.91	12,841.91	12,841.91	12,841.91
	Increase/ Decrease due to FERV	1,087.10	-143.42				
	Increase/ Decrease due to ACE/Drawl during the period	-	-	-	-	-	-
	Total	13,885.55	12,841.91	12,841.91	12,841.91	12,841.91	12,841.91
	Repayments of Loans during the period	-	-	-	-	-	-
	Net loan - Closing	13,885.55	12,841.91	12,841.91	12,841.91	12,841.91	12,841.91
	Average Net Loan	13,469.78	12,813.40	12,841.91	12,841.91	12,841.91	12,841.91
	Rate of Interest on Loan	1.0348%	1.0324%	1.0188%	1.0188%	1.0188%	1.0188%
	Interest on Loan Annualized	127.80	155.37	130.83	130.83	130.83	130.79

9	JPY Equ. 200 Million B- 3 HI installments from 12.11.2026						
	Gross loan - Opening	8,807.37	8,108.81	8,042.96	8,042.96	8,042.96	8,042.96
	Cumulative repayments of Loans upto previous period	-	-	-	-	-	-
	Net loan - Opening	8,807.37	8,108.81	8,042.96	8,042.96	8,042.96	8,042.96
	Increase/ Decrease due to FERI	902.14	-65.85				
	Increase/ Decrease due to ACE/Drawl during the period	-	-	-	-	-	-
	Total	8,108.81	8,042.96	8,042.96	8,042.96	8,042.96	8,042.96
	Repayments of Loans during the period	-	-	-	-	-	-
	Net loan - Closing	8,108.81	8,042.96	8,042.96	8,042.96	8,042.96	8,042.96
	Average Net Loan	8,458.44	8,075.24	8,042.96	8,042.96	8,042.96	8,042.96
	Rate of interest on Loan	1.0249%	1.0150%	1.0196%	1.0196%	1.0196%	1.0196%
	Interest on Loan Annualized	80.04	82.78	81.97	81.97	80.74	81.08
9	4.50% Eurobonds 2026- Bullet Repayment on 19.03.2026						
	Gross loan - Opening	38,011.33	38,118.98	37,205.43	37,205.43	37,205.43	37,205.43
	Cumulative repayments of Loans upto previous period	-	-	-	-	-	-
	Net loan - Opening	38,011.33	38,118.98	37,205.43	37,205.43	37,205.43	37,205.43
	Increase/ Decrease due to FERI	1,107.65	-913.55				
	Increase/ Decrease due to ACE/Drawl during the period	-	-	-	-	-	-
	Total	38,118.98	37,205.43	37,205.43	37,205.43	37,205.43	37,205.43
	Repayments of Loans during the period	-	-	-	-	-	-
	Net loan - Closing	38,118.98	37,205.43	37,205.43	37,205.43	37,205.43	37,205.43
	Average Net Loan	37,065.84	37,661.98	37,205.43	37,205.43	37,205.43	37,205.43
	Rate of interest on Loan	4.7500%	4.7500%	4.7500%	4.7500%	4.7500%	4.7500%
	Interest on Loan Annualized	1,285.28	1,318.85	1,294.95	1,294.95	1,294.95	1,294.95
10	7.25 % Masala Bonds 2022- Bullet Repayment on 03.05.2022						
	Gross loan - Opening	22,344.05	22,344.05	22,344.05	22,344.05	22,344.05	22,344.05
	Cumulative repayments of Loans upto previous period	-	-	-	-	-	22,344.05
	Net loan - Opening	22,344.05	22,344.05	22,344.05	22,344.05	22,344.05	-
	Increase/ Decrease due to FERI	-	-				
	Increase/ Decrease due to ACE/Drawl during the period	-	-	-	-	-	-
	Total	22,344.05	22,344.05	22,344.05	22,344.05	22,344.05	-
	Repayments of Loans during the period	-	-	-	-	22,344.05	-
	Net loan - Closing	22,344.05	22,344.05	22,344.05	22,344.05	-	-
	Average Net Loan	22,344.05	22,344.05	22,344.05	22,344.05	11,172.03	-
	Rate of interest on Loan	7.6667%	7.6667%	7.6667%	7.6667%	7.6667%	0.0000%
	Interest on Loan Annualized	1,713.33	1,713.33	1,713.33	1,713.33	856.66	-
11	JPY Equ. 300 Million A- 3Y installments starting from 29.01.2026						
	Gross loan - Opening	9,693.13	10,408.81	10,293.33	10,293.33	10,293.33	10,293.33
	Cumulative repayments of Loans upto previous period	-	-	-	-	-	-
	Net loan - Opening	9,693.13	10,408.81	10,293.33	10,293.33	10,293.33	10,293.33
	Increase/ Decrease due to FERI	855.45	-115.55				
	Increase/ Decrease due to ACE/Drawl during the period	-	-	-	-	-	-
	Total	10,408.81	10,293.33	10,293.33	10,293.33	10,293.33	10,293.33
	Repayments of Loans during the period	-	-	-	-	-	-
	Net loan - Closing	10,408.81	10,293.33	10,293.33	10,293.33	10,293.33	10,293.33
	Average Net Loan	9,960.58	10,351.43	10,293.33	10,293.33	10,293.33	10,293.33
	Rate of interest on Loan	1.1211%	1.0968%	1.0968%	1.0968%	1.0968%	1.0968%
	Interest on Loan Annualized	109.80	113.74	112.83	112.83	111.06	111.77
12	JPY Equ. 200 Million B- 3Y installments starting from 29.01.2026						
	Gross loan - Opening	10,930.45	11,295.55	11,151.94	11,151.94	11,151.94	11,151.94
	Cumulative repayments of Loans upto previous period	-	-	-	-	-	-
	Net loan - Opening	10,930.45	11,295.55	11,151.94	11,151.94	11,151.94	11,151.94
	Increase/ Decrease due to FERI	965.09	-122.80				
	Increase/ Decrease due to ACE/Drawl during the period	-	-	-	-	-	-
	Total	11,295.55	11,151.94	11,151.94	11,151.94	11,151.94	11,151.94
	Repayments of Loans during the period	-	-	-	-	-	-
	Net loan - Closing	11,295.55	11,151.94	11,151.94	11,151.94	11,151.94	11,151.94
	Average Net Loan	10,795.00	11,196.24	11,151.94	11,151.94	11,151.94	11,151.94
	Rate of interest on Loan	1.1211%	1.0968%	1.0968%	1.0968%	1.0968%	1.0968%
	Interest on Loan Annualized	118.94	122.88	122.78	122.43	120.11	122.86
13	3.75% Eurobonds 2024 II- Bullet repayment on 03.04.2024						
	Gross loan - Opening	8,248.51	33,238.07	34,083.74	34,083.74	34,083.74	34,083.74
	Cumulative repayments of Loans upto previous period	-	-	-	-	-	-
	Net loan - Opening	8,248.51	33,238.07	34,083.74	34,083.74	34,083.74	34,083.74
	Increase/ Decrease due to FERI	3,245.56	-1,144.33				
	Increase/ Decrease due to ACE/Drawl during the period	23,743.88	-	-	-	-	-
	Total	35,238.07	34,083.74	34,083.74	34,083.74	34,083.74	34,083.74
	Repayments of Loans during the period	-	-	-	-	-	-
	Net loan - Closing	35,238.07	34,083.74	34,083.74	34,083.74	34,083.74	34,083.74
	Average Net Loan	31,743.29	34,661.91	34,083.74	34,083.74	34,083.74	34,083.74
	Rate of interest on Loan	2.9999%	2.9999%	2.9999%	2.9999%	2.9999%	2.9999%
	Interest on Loan Annualized	952.45	1,039.98	1,022.56	1,022.56	1,022.56	1,022.56
14	JPY Equ. 750 Million I Drawl- 6 installments repayments starting from 19.09.2025 within 1 Year						
	Gross loan - Opening	-	4,806.60	10,817.05	10,817.05	10,817.05	10,817.05
	Cumulative repayments of Loans upto previous period	-	-	-	-	-	-
	Net loan - Opening	-	4,806.60	10,817.05	10,817.05	10,817.05	10,817.05
	Increase/ Decrease due to FERI	355.44	221.38				
	Increase/ Decrease due to ACE/Drawl during the period	4,451.17	5,788.87	-	-	-	-
	Total	4,806.60	10,817.05	10,817.05	10,817.05	10,817.05	10,817.05
	Repayments of Loans during the period	-	-	-	-	-	-
	Net loan - Closing	4,806.60	10,817.05	10,817.05	10,817.05	10,817.05	10,817.05
	Average Net Loan	2,403.30	7,711.82	10,817.05	10,817.05	10,817.05	10,817.05
	Rate of interest on Loan	0.8819%	0.8819%	0.8819%	0.8819%	0.8819%	0.8819%
	Interest on Loan Annualized	21.20	68.04	95.40	94.84	95.38	94.80
15	JPY Equ. 750 Million II Drawl- 6 installments repayments starting from 19.09.2025 within 1 Year						
	Gross loan - Opening	-	-	4,809.15	4,809.15	4,809.15	4,809.15
	Cumulative repayments of Loans upto previous period	-	-	-	-	-	-
	Net loan - Opening	-	-	4,809.15	4,809.15	4,809.15	4,809.15
	Increase/ Decrease due to FERI	-	-16.92				
	Increase/ Decrease due to ACE/Drawl during the period	-	4,826.07	-	-	-	-

	Total	-	4,505.13	4,505.13	4,505.13	4,505.13	4,505.13
	Repayments of Loans during the period	-	-	-	-	-	-
	Net loan - Closing	-	4,505.13	4,505.13	4,505.13	4,505.13	4,505.13
	Average Net Loan	-	2,252.57	4,505.13	4,505.13	4,505.13	4,505.13
	Rate of interest on Loan	0.8879%	7.9947%	7.9947%	7.9947%	7.9947%	7.9947%
	Interest on Loan Annualized	-	20.17	40.19	40.19	39.78	40.19
18	JPY Equ. 730 Million II Drawl- 5 installments repayments starting from 15.05.2026 within 1 Year						
	Gross loan - Opening	-	-	2,451.29	2,451.29	2,451.29	2,451.29
	Cumulative repayments of Loans upto previous period	-	-	-	-	-	-
	Net loan - Opening	-	-	2,451.29	2,451.29	2,451.29	2,451.29
	Increase/ Decrease due to FEFI	-	-18.55				
	Increase/ Decrease due to ADB/Drawl during the period	-	2,470.83	-	-	-	-
	Total	-	2,451.29	2,451.29	2,451.29	2,451.29	2,451.29
	Repayments of Loans during the period	-	-	-	-	-	-
	Net loan - Closing	-	2,451.29	2,451.29	2,451.29	2,451.29	2,451.29
	Average Net Loan	-	1,225.64	2,451.29	2,451.29	2,451.29	2,451.29
	Rate of interest on Loan	0.8879%	7.9947%	7.9947%	7.9947%	7.9947%	7.9947%
	Interest on Loan Annualized	-	10.87	21.85	21.85	21.85	21.84
17	JPY Equ. 730 Million IV Drawl- 6 installments repayments starting from 15.05.2026 within 1 Year						
	Gross loan - Opening	-	-	3,899.61	3,899.61	3,899.61	3,899.61
	Cumulative repayments of Loans upto previous period	-	-	-	-	-	-
	Net loan - Opening	-	-	3,899.61	3,899.61	3,899.61	3,899.61
	Increase/ Decrease due to FEFI	-	31.47				
	Increase/ Decrease due to ADB/Drawl during the period	-	3,868.14	-	-	-	-
	Total	-	3,899.61	3,899.61	3,899.61	3,899.61	3,899.61
	Repayments of Loans during the period	-	-	-	-	-	-
	Net loan - Closing	-	3,899.61	3,899.61	3,899.61	3,899.61	3,899.61
	Average Net Loan	-	1,949.81	3,899.61	3,899.61	3,899.61	3,899.61
	Rate of interest on Loan	0.8879%	7.9947%	7.9947%	7.9947%	7.9947%	7.9947%
	Interest on Loan Annualized	-	17.48	34.81	34.84	34.44	34.79
16	JPY Equ. 730 Million V Drawl- 6 installments repayments starting from 15.05.2026 within 1 Year						
	Gross loan - Opening	-	-	4,255.88	4,255.88	4,255.88	4,255.88
	Cumulative repayments of Loans upto previous period	-	-	-	-	-	-
	Net loan - Opening	-	-	4,255.88	4,255.88	4,255.88	4,255.88
	Increase/ Decrease due to FEFI	-	-55.55				
	Increase/ Decrease due to ADB/Drawl during the period	-	4,308.08	-	-	-	-
	Total	-	4,255.88	4,255.88	4,255.88	4,255.88	4,255.88
	Repayments of Loans during the period	-	-	-	-	-	-
	Net loan - Closing	-	4,255.88	4,255.88	4,255.88	4,255.88	4,255.88
	Average Net Loan	-	2,127.83	4,255.88	4,255.88	4,255.88	4,255.88
	Rate of interest on Loan		0.8880%	7.9950%	7.9950%	7.9950%	7.9950%
	Interest on Loan Annualized	-	18.45	38.03	38.81	38.83	38.71
19	JPY Equ. 730 Million VI Drawl- 6 installments repayments starting from 15.05.2026 within 1 Year						
	Gross loan - Opening	-	-	10,596.28	10,596.28	10,596.28	10,596.28
	Cumulative repayments of Loans upto previous period	-	-	-	-	-	-
	Net loan - Opening	-	-	10,596.28	10,596.28	10,596.28	10,596.28
	Increase/ Decrease due to FEFI	-	-160.67				
	Increase/ Decrease due to ADB/Drawl during the period	-	10,778.95	-	-	-	-
	Total	-	10,596.28	10,596.28	10,596.28	10,596.28	10,596.28
	Repayments of Loans during the period	-	-	-	-	-	-
	Net loan - Closing	-	10,596.28	10,596.28	10,596.28	10,596.28	10,596.28
	Average Net Loan	-	5,298.13	10,596.28	10,596.28	10,596.28	10,596.28
	Rate of interest on Loan		0.8880%	7.9950%	7.9942%	7.9950%	7.9927%
	Interest on Loan Annualized	-	46.95	91.88	91.89	90.80	91.41
20	Euro Loan I Drawl I						
	Gross loan - Opening	-	-	-	-	2,700.00	2,700.00
	Cumulative repayments of Loans upto previous period	-	-	-	-	-	-
	Net loan - Opening	-	-	-	-	2,700.00	2,700.00
	Increase/ Decrease due to FEFI	-	-				
	Increase/ Decrease due to ADB/Drawl during the period	-	-	-	2,700.00	-	-
	Total	-	-	-	2,700.00	2,700.00	2,700.00
	Repayments of Loans during the period	-	-	-	-	-	-
	Net loan - Closing	-	-	-	2,700.00	2,700.00	2,700.00
	Average Net Loan	-	-	-	1,350.00	2,700.00	2,700.00
	Rate of interest on Loan		0.0000%	0.0000%	0.8872%	1.7694%	4.6894%
	Interest on Loan Annualized	-	-	-	12.03	47.77	126.67
21	Euro Loan I Drawl II						
	Gross loan - Opening	-	-	-	-	3,455.00	3,455.00
	Cumulative repayments of Loans upto previous period	-	-	-	-	-	-
	Net loan - Opening	-	-	-	-	3,455.00	3,455.00
	Increase/ Decrease due to FEFI	-	-				
	Increase/ Decrease due to ADB/Drawl during the period	-	-	-	3,455.00	-	-
	Total	-	-	-	3,455.00	3,455.00	3,455.00
	Repayments of Loans during the period	-	-	-	-	-	-
	Net loan - Closing	-	-	-	3,455.00	3,455.00	3,455.00
	Average Net Loan	-	-	-	1,727.50	3,455.00	3,455.00
	Rate of interest on Loan		0.0000%	0.0000%	0.8872%	1.7694%	4.6894%
	Interest on Loan Annualized	-	-	-	15.33	61.16	162.11
22	Euro Loan I Drawl III						
	Gross loan - Opening	-	-	-	-	1,828.00	1,828.00
	Cumulative repayments of Loans upto previous period	-	-	-	-	-	-
	Net loan - Opening	-	-	-	-	1,828.00	1,828.00
	Increase/ Decrease due to FEFI	-	-				
	Increase/ Decrease due to ADB/Drawl during the period	-	-	-	1,828.00	-	-
	Total	-	-	-	1,828.00	1,828.00	1,828.00
	Repayments of Loans during the period	-	-	-	-	-	-
	Net loan - Closing	-	-	-	1,828.00	1,828.00	1,828.00
	Average Net Loan	-	-	-	914.00	1,828.00	1,828.00
	Rate of interest on Loan		0.0000%	0.0000%	0.8872%	1.7694%	4.6894%

	Interest on loan Annualized	-	-	-	0.94	32.25	85.13
23	USD 750M Drawl I						
	Gross loan - Opening	-	-	-	-	-	3,900.00
	Cumulative repayments of Loans upto previous period	-	-	-	-	-	-
	Net loan - Opening	-	-	-	-	-	3,900.00
	Increase/ Decrease due to FERI	-	-				
	Increase/ Decrease due to ACE/Drawl during the period	-	-	-	-	3,900.00	-
	Total	-	-	-	-	3,900.00	3,900.00
	Repayments of Loans during the period	-	-	-	-	-	-
	Net loan - Closing	-	-	-	-	3,900.00	3,900.00
	Average Net Loan	-	-	-	-	1,950.00	3,900.00
	Rate of interest on Loan		0.0000%	0.0000%	0.0000%	4.0634%	8.1327%
	Interest on Loan Annualized	-	-	-	-	33.42	284.78
24	USD 750M Drawl II						
	Gross loan - Opening	-	-	-	-	-	600.00
	Cumulative repayments of Loans upto previous period	-	-	-	-	-	-
	Net loan - Opening	-	-	-	-	-	600.00
	Increase/ Decrease due to FERI	-	-				
	Increase/ Decrease due to ACE/Drawl during the period	-	-	-	-	600.00	-
	Total	-	-	-	-	600.00	600.00
	Repayments of Loans during the period	-	-	-	-	-	-
	Net loan - Closing	-	-	-	-	600.00	600.00
	Average Net Loan	-	-	-	-	300.00	600.00
	Rate of interest on Loan		0.0000%	0.0000%	0.0000%	4.0634%	8.1327%
	Interest on Loan Annualized	-	-	-	-	12.19	48.78
25	USD 750M Drawl III						
	Gross loan - Opening	-	-	-	-	-	500.00
	Cumulative repayments of Loans upto previous period	-	-	-	-	-	-
	Net loan - Opening	-	-	-	-	-	500.00
	Increase/ Decrease due to FERI	-	-				
	Increase/ Decrease due to ACE/Drawl during the period	-	-	-	-	500.00	-
	Total	-	-	-	-	500.00	500.00
	Repayments of Loans during the period	-	-	-	-	-	-
	Net loan - Closing	-	-	-	-	500.00	500.00
	Average Net Loan	-	-	-	-	250.00	500.00
	Rate of interest on Loan		0.0000%	0.0000%	0.0000%	4.0634%	8.1327%
	Interest on Loan Annualized	-	-	-	-	10.16	40.65
26	USD 750M Drawl IV						
	Gross loan - Opening	-	-	-	-	-	1,499.25
	Cumulative repayments of Loans upto previous period	-	-	-	-	-	-
	Net loan - Opening	-	-	-	-	-	1,499.25
	Increase/ Decrease due to FERI	-	-				
	Increase/ Decrease due to ACE/Drawl during the period	-	-	-	-	1,500	-
	Total	-	-	-	-	1,499.25	1,499.25
	Repayments of Loans during the period	-	-	-	-	-	-
	Net loan - Closing	-	-	-	-	1,499.25	1,499.25
	Average Net Loan	-	-	-	-	749.63	1,499.25
	Rate of interest on Loan		0.0000%	0.0000%	0.0000%	4.0634%	8.1327%
	Interest on Loan Annualized	-	-	-	-	42.72	98.05
27	JPY Equ. $400 Million Drawl I						
	Gross loan - Opening	-	-	-	-	-	-
	Cumulative repayments of Loans upto previous period	-	-	-	-	-	-
	Net loan - Opening	-	-	-	-	-	-
	Increase/ Decrease due to FERI	-	-				
	Increase/ Decrease due to ACE/Drawl during the period	-	-	-	-	-	3,000.00
	Total	-	-	-	-	-	3,000.00
	Repayments of Loans during the period	-	-	-	-	-	-
	Net loan - Closing	-	-	-	-	-	3,000.00
	Average Net Loan	-	-	-	-	-	1,500.00
	Rate of interest on Loan		0.0000%	0.0000%	0.0000%	0.0000%	1.2098%
	Interest on Loan Annualized	-	-	-	-	-	18.15
28	JPY Equ. $400 Million Drawl II						
	Gross loan - Opening	-	-	-	-	-	-
	Cumulative repayments of Loans upto previous period	-	-	-	-	-	-
	Net loan - Opening	-	-	-	-	-	-
	Increase/ Decrease due to FERI	-	-				
	Increase/ Decrease due to ACE/Drawl during the period	-	-	-	-	-	2,000.00
	Total	-	-	-	-	-	2,000.00
	Repayments of Loans during the period	-	-	-	-	-	-
	Net loan - Closing	-	-	-	-	-	2,000.00
	Average Net Loan	-	-	-	-	-	500.00
	Rate of interest on Loan		0.0000%	0.0000%	0.0000%	0.0000%	1.2098%
	Interest on Loan Annualized	-	-	-	-	-	6.05
29	JPY Equ. $400 Million Drawl III						
	Gross loan - Opening	-	-	-	-	-	-
	Cumulative repayments of Loans upto previous period	-	-	-	-	-	-
	Net loan - Opening	-	-	-	-	-	-
	Increase/ Decrease due to FERI	-	-				
	Increase/ Decrease due to ACE/Drawl during the period	-	-	-	-	-	500
	Total	-	-	-	-	-	500.00
	Repayments of Loans during the period	-	-	-	-	-	-
	Net loan - Closing	-	-	-	-	-	500.00
	Average Net Loan	-	-	-	-	-	250.00
	Rate of interest on Loan		0.0000%	0.0000%	0.0000%	0.0000%	1.2122%
	Interest on Loan Annualized	-	-	-	-	-	3.03
30	JPY Equ. $400 Million Drawl IV						
	Gross loan - Opening	-	-	-	-	-	-
	Cumulative repayments of Loans upto previous period	-	-	-	-	-	-
	Net loan - Opening	-	-	-	-	-	-
	Increase/ Decrease due to FERI	-	-				
	Increase/ Decrease due to ACE/Drawl during the period	-	-	-	-	-	3,000
	Total	-	-	-	-	-	3,000.00

	Repayments of Loans during the period	-	-	-	-	-	-
	Yet loan - Closing	-	-	-	-	-	1,000.00
	Average Net Loan	-	-	-	-	-	500.00
	Rate of interest on Loan		0.0000%	0.0000%	0.0000%	0.0000%	7.2727%
	Interest on Loan Annualized	-	-	-	-	-	8.11
31	IBIC Green I Diesel I						
	Gross loan - Opening	-	-	-	757.99	757.99	757.99
	Cumulative repayments of Loans upto previous period	-	-	-	-	-	-
	Net loan - Opening	-	-	-	757.99	757.99	757.99
	Increase/ Decrease due to REFI	-	-				
	Increase/ Decrease due to ACE/Diesel during the period	-	-	757.99	-	-	
	Total	-	-	757.99	757.99	757.99	757.99
	Repayments of Loans during the period	-	-	-	-	-	60.64
	Net loan - Closing	-	-	757.99	757.99	757.99	697.35
	Average Net Loan	-	-	378.00	757.99	757.99	727.67
	Rate of interest on Loan			0.9567%	0.9567%	0.9567%	0.9567%
	Interest on Loan Annualized	-	-	3.64	7.26	7.27	7.26
32	IBIC Green I Diesel II						
	Gross loan - Opening	-	-	-	-	2,490.00	2,490.00
	Cumulative repayments of Loans upto previous period	-	-	-	-	-	-
	Net loan - Opening	-	-	-	-	2,490.00	2,490.00
	Increase/ Decrease due to REFI	-	-				
	Increase/ Decrease due to ACE/Diesel during the period	-	-	-	2,490.00	-	-
	Total	-	-	-	2,490.00	2,490.00	2,490.00
	Repayments of Loans during the period	-	-	-	-	-	199.20
	Net loan - Closing	-	-	-	2,490.00	2,490.00	2,290.80
	Average Net Loan	-	-	-	1,245.00	2,490.00	2,390.40
	Rate of interest on Loan		0.0000%	0.0000%	0.9567%	0.9567%	0.9567%
	Interest on Loan Annualized	-	-	-	11.91	23.83	22.87
33	IBIC Green I Diesel III						
	Gross loan - Opening	-	-	-	-	3,733.24	3,733.24
	Cumulative repayments of Loans upto previous period	-	-	-	-	-	-
	Net loan - Opening	-	-	-	-	3,733.24	3,733.24
	Increase/ Decrease due to REFI	-	-				
	Increase/ Decrease due to ACE/Diesel during the period	-	-	-	3,733.24	-	-
	Total	-	-	-	3,733.24	3,733.24	3,733.24
	Repayments of Loans during the period	-	-	-	-	-	298.66
	Net loan - Closing	-	-	-	3,733.24	3,733.24	3,434.58
	Average Net Loan	-	-	-	1,866.62	3,733.24	3,583.91
	Rate of interest on Loan		0.0000%	0.0000%	0.9567%	0.9567%	0.9567%
	Interest on Loan Annualized	-	-	-	17.86	35.73	34.30
34	IBIC Green I Diesel IV						
	Gross loan - Opening	-	-	-	-	-	799.78
	Cumulative repayments of Loans upto previous period	-	-	-	-	-	-
	Net loan - Opening	-	-	-	-	-	799.78
	Increase/ Decrease due to REFI	-	-	-	-	-	-
	Increase/ Decrease due to ACE/Diesel during the period	-	-	-	-	799.78	-
	Total	-	-	-	-	799.78	799.78
	Repayments of Loans during the period	-	-	-	-	-	-
	Net loan - Closing	-	-	-	-	799.78	799.78
	Average Net Loan	-	-	-	-	399.89	799.78
	Rate of interest on Loan		0.0000%	0.0000%	0.0000%	0.9567%	0.9567%
	Interest on Loan Annualized	-	-	-	-	3.83	7.79
35	AXIS BANK-I						
	Gross loan - Opening	0.00	31800.00	37800.00	37800.00	37800.00	37800.00
	Cumulative repayments of Loans upto previous period	0.00	0.00	0.00	0.00	0.00	37800.00
	Net loan - Opening	0.00	31800.00	37800.00	37800.00	37800.00	0.00
	Increase/ Decrease due to REFI	0.00	0.00	0.00	0.00	0.00	0.00
	Increase/ Decrease due to ACE/Diesel during the period	31800.00	6000.00	0.00	0.00	0.00	0.00
	Total	31800.00	37800.00	37800.00	37800.00	37800.00	0.00
	Repayments of Loans during the period	0.00	0.00	0.00	0.00	37800.00	0.00
	Net loan - Closing	31800.00	37800.00	37800.00	37800.00	0.00	0.00
	Average Net Loan	15900.00	34800.00	37800.00	37800.00	18900.00	0.00
	Rate of interest on Loan	7.9270%	8.4201%	8.5200%	8.5200%	7.4288%	0.0000%
	Interest on Loan Annualized	1260.47	2211.55	2585.52	2585.52	1394.71	0.00
36	AXIS BANK-II (Refinancing of Vijaya Bank-VI)						
	Gross loan - Opening	-	-	1,800.00	1,800.00	1,800.00	1,800.00
	Cumulative repayments of Loans upto previous period	-	-	-	-	-	1,800.00
	Net loan - Opening	-	-	1,800.00	1,800.00	1,800.00	-
	Increase/ Decrease due to REFI	-					
	Increase/ Decrease due to ACE/Diesel during the period	-	1,800.00	-	-	-	-
	Total	-	1,800.00	1,800.00	1,800.00	1,800.00	-
	Repayments of Loans during the period	-	-	-	-	1,800.00	-
	Net loan - Closing	-	1,800.00	1,800.00	1,800.00	-	-
	Average Net Loan	-	900.00	1,800.00	1,800.00	900.00	-
	Rate of interest on Loan	0.0000%	8.7200%	8.7200%	8.7200%	7.9648%	0.0000%
	Interest on Loan Annualized	-	60.55	121.05	121.05	70.78	-
37	AXIS BANK-III (Refinancing of Syndicate Bank-II & III)						
	Gross loan - Opening	-	-	9,000.00	9,000.00	9,000.00	9,000.00
	Cumulative repayments of Loans upto previous period	-	-	-	-	-	9,000.00
	Net loan - Opening	-	-	9,000.00	9,000.00	9,000.00	-
	Increase/ Decrease due to REFI	-					
	Increase/ Decrease due to ACE/Diesel during the period	-	9,000.00	-	-	-	-
	Total	-	9,000.00	9,000.00	9,000.00	9,000.00	-
	Repayments of Loans during the period	-	-	-	-	9,000.00	-
	Net loan - Closing	-	9,000.00	9,000.00	9,000.00	-	-
	Average Net Loan	-	4,500.00	9,000.00	9,000.00	4,500.00	-
	Rate of interest on Loan	0.0000%	8.7500%	8.7500%	8.7500%	7.9859%	0.0000%
	Interest on Loan Annualized	-	328.75	607.50	607.50	359.38	-
38	AXIS BANK-IV (Refinancing of Axis Bank-I)						
	Gross loan - Opening	-	-	-	-	-	37,800.00
	Cumulative repayments of Loans upto previous period	-	-	-	-	-	-

	Net loan - Opening	-	-	-	-	-	37,600.00
	Increase/ Decrease due to FERI	-					
	Increase/ Decrease due to ADB/Drawl during the period	-	-	-	-	37,600.00	-
	Total	-	-	-	-	37,600.00	37,600.00
	Repayments of Loans during the period	-	-	-	-	-	3,760.00
	Net loan - Closing	-	-	-	-	37,600.00	33,840.00
	Average Net Loan	-	-	-	-	18,800.00	35,720.00
	Rate of interest on Loan	0.0000%	0.0000%	0.0000%	0.0000%	8.1500%	8.1500%
	Interest on Loan Annualized	-	-	-	-	1,532.20	2,911.18
39	AXIS BANK-IV (Refinancing of Axis Bank- II)						
	Gross loan - Opening	-	-	-	-	-	1,800.00
	Cumulative repayments of Loans upto previous period	-	-	-	-	-	-
	Net loan - Opening	-	-	-	-	-	1,800.00
	Increase/ Decrease due to FERI	-					
	Increase/ Decrease due to ADB/Drawl during the period	-	-	-	-	1,800.00	-
	Total	-	-	-	-	1,800.00	1,800.00
	Repayments of Loans during the period	-	-	-	-	-	180.00
	Net loan - Closing	-	-	-	-	1,800.00	1,620.00
	Average Net Loan	-	-	-	-	900.00	1,710.00
	Rate of interest on Loan	0.0000%	0.0000%	0.0000%	0.0000%	8.5750%	8.5750%
	Interest on Loan Annualized	-	-	-	-	77.18	146.63
40	AXIS BANK-IV (Refinancing of Axis Bank- II)						
	Gross loan - Opening	-	-	-	-	-	9,000.00
	Cumulative repayments of Loans upto previous period	-	-	-	-	-	-
	Net loan - Opening	-	-	-	-	-	9,000.00
	Increase/ Decrease due to FERI	-					
	Increase/ Decrease due to ADB/Drawl during the period	-	-	-	-	9,000.00	-
	Total	-	-	-	-	9,000.00	9,000.00
	Repayments of Loans during the period	-	-	-	-	-	900.00
	Net loan - Closing	-	-	-	-	9,000.00	8,100.00
	Average Net Loan	-	-	-	-	4,500.00	8,550.00
	Rate of interest on Loan	0.0000%	0.0000%	0.0000%	0.0000%	8.6000%	8.6000%
	Interest on Loan Annualized	-	-	-	-	387.00	735.30
41	Bank of India-II						
	Gross loan - Opening	13000.00	13000.00	17000.00	17000.00	17000.00	17000.00
	Cumulative repayments of Loans upto previous period	0.00	1600.00	17000.00	17000.00	17000.00	17000.00
	Net loan - Opening	13000.00	10800.00	0.00	0.00	0.00	0.00
	Increase/ Decrease due to FERI	0.00	0.00	0.00	0.00	0.00	0.00
	Increase/ Decrease due to ADB/Drawl during the period	0.00	5000.00	0.00	0.00	0.00	0.00
	Total	13000.00	15800.00	0.00	0.00	0.00	0.00
	Repayments of Loans during the period	1600.00	15800.00	0.00	0.00	0.00	0.00
	Net loan - Closing	10800.00	0.00	0.00	0.00	0.00	0.00
	Average Net Loan	11400.00	5400.00	0.00	0.00	0.00	0.00
	Rate of interest on Loan	8.0888%	8.2134%	0.00	0.00	0.00	0.00
	Interest on Loan Annualized	913.87	373.31	0.00	0.00	0.00	0.00
42	Bank of India-III						
	Gross loan - Opening	-	-	5,000.00	5,000.00	5,000.00	5,000.00
	Cumulative repayments of Loans upto previous period	-	-	5,000.00	5,000.00	5,000.00	5,000.00
	Net loan - Opening	-	-	-	-	-	-
	Increase/ Decrease due to FERI	-					
	Increase/ Decrease due to ADB/Drawl during the period	-	5,000.00	-	-	-	-
	Total	-	5,000.00	-	-	-	-
	Repayments of Loans during the period	-	5,000.00	-	-	-	-
	Net loan - Closing	-	-	-	-	-	-
	Average Net Loan	-	-	-	-	-	-
	Rate of interest on Loan	0.0000%	8.7888%	0.0000%	0.0000%	0.0000%	0.0000%
	Interest on Loan Annualized	-	-	-	-	-	-
43	Bank of India-IV (Refinancing of Bank of India- II & III)						
	Gross loan - Opening	-	-	14,600.00	14,600.00	14,600.00	14,600.00
	Cumulative repayments of Loans upto previous period	-	-	-	-	-	-
	Net loan - Opening	-	-	14,600.00	14,600.00	14,600.00	14,600.00
	Increase/ Decrease due to FERI	-					
	Increase/ Decrease due to ADB/Drawl during the period	-	14,600.00	-	-	-	-
	Total	-	14,600.00	14,600.00	14,600.00	14,600.00	14,600.00
	Repayments of Loans during the period	-	-	-	-	-	-
	Net loan - Closing	-	14,600.00	14,600.00	14,600.00	14,600.00	14,600.00
	Average Net Loan	-	7,300.00	14,600.00	14,600.00	14,600.00	14,600.00
	Rate of interest on Loan	0.0000%	8.5500%	8.5500%	8.5500%	7.7219%	8.5500%
	Interest on Loan Annualized	-	465.88	827.10	827.10	1,127.42	1,218.30
44	Central Bank of India V						
	Gross loan - Opening	2,000.00	2,000.00	2,000.00	2,000.00	2,000.00	2,000.00
	Cumulative repayments of Loans upto previous period	-	200.00	400.00	400.00	600.00	800.00
	Net loan - Opening	2,000.00	1,800.00	1,600.00	1,600.00	1,400.00	1,200.00
	Increase/ Decrease due to FERI	-					
	Increase/ Decrease due to ADB/Drawl during the period	-	-	-	-	-	-
	Total	2,000.00	1,800.00	1,600.00	1,600.00	1,400.00	1,200.00
	Repayments of Loans during the period	200.00	200.00	-	200.00	200.00	200.00
	Net loan - Closing	1,800.00	1,600.00	1,600.00	1,400.00	1,200.00	1,000.00
	Average Net Loan	1,900.00	1,700.00	1,600.00	1,500.00	1,300.00	1,100.00
	Rate of interest on Loan	7.5911%	8.7500%	8.5500%	8.5500%	8.9231%	7.9182%
	Interest on Loan Annualized	149.85	114.75	224.85	92.25	90.21	87.08
45	HDFC Bank Limited-II						
	Gross loan - Opening	18000.00	18000.00	18000.00	18000.00	18000.00	18000.00
	Cumulative repayments of Loans upto previous period	0.00	0.00	0.00	0.00	2000.00	4000.00
	Net loan - Opening	18000.00	18000.00	18000.00	18000.00	16000.00	14000.00
	Increase/ Decrease due to FERI	0.00	0.00	0.00	0.00	0.00	0.00
	Increase/ Decrease due to ADB/Drawl during the period	0.00	0.00	0.00	0.00	0.00	0.00
	Total	18000.00	18000.00	18000.00	18000.00	18000.00	14000.00
	Repayments of Loans during the period	0.00	0.00	0.00	2000.00	2000.00	2000.00
	Net loan - Closing	18000.00	18000.00	18000.00	16000.00	14000.00	12000.00
	Average Net Loan	18000.00	18000.00	18000.00	17000.00	15000.00	13000.00
	Rate of interest on Loan	7.9611%	8.4988%	8.2500%	8.2500%	7.7333%	7.9800%
	Interest on Loan Annualized	1426.54	1529.17	1071.00	1211.30	1098.00	1054.80

46	HDFC Bank Limited-V						
	Gross loan - Opening	18100.00	18100.00	18100.00	18100.00	18100.00	18100.00
	Cumulative repayments of Loans upto previous period	0.00	0.00	0.00	0.00	0.00	0.00
	Net loan - Opening	18100.00	18100.00	18100.00	18100.00	18100.00	18100.00
	Increase/ Decrease due to REPI	0.00	0.00	0.00	0.00	0.00	0.00
	Increase/ Decrease due to ACE/Drawl during the period	0.00	0.00	0.00	0.00	0.00	0.00
	Total	18100.00	18100.00	18100.00	18100.00	18100.00	18100.00
	Repayments of Loans during the period	0.00	0.00	0.00	0.00	0.00	0.00
	Net loan - Closing	18100.00	18100.00	18100.00	18100.00	18100.00	18100.00
	Average Net Loan	18100.00	18100.00	18100.00	18100.00	18100.00	18100.00
	Rate of interest on Loan	7.9500%	8.4500%	8.9500%	8.9500%	7.2333%	7.9500%
	Interest on Loan Annualized	1095.41	643.83	772.48	772.48	847.88	1042.78
47	HDFC Bank Limited-VI						
	Gross loan - Opening	21800.00	21800.00	21800.00	21800.00	21800.00	21800.00
	Cumulative repayments of Loans upto previous period	0.00	0.00	0.00	0.00	0.00	0.00
	Net loan - Opening	21800.00	21800.00	21800.00	21800.00	21800.00	21800.00
	Increase/ Decrease due to REPI	0.00	0.00	0.00	0.00	0.00	0.00
	Increase/ Decrease due to ACE/Drawl during the period	0.00	0.00	0.00	0.00	0.00	0.00
	Total	21800.00	21800.00	21800.00	21800.00	21800.00	21800.00
	Repayments of Loans during the period	0.00	0.00	0.00	0.00	0.00	0.00
	Net loan - Closing	21800.00	21800.00	21800.00	21800.00	21800.00	21800.00
	Average Net Loan	21800.00	21800.00	21800.00	21800.00	21800.00	21800.00
	Rate of interest on Loan	7.9500%	8.4500%	8.9500%	8.9500%	7.2333%	7.9500%
	Interest on Loan Annualized	1734.75	1420.65	1287.10	1287.10	1576.88	1733.38
48	HDFC Bank Limited-VII						
	Gross loan - Opening	0.00	28500.00	19500.00	19500.00	19500.00	19500.00
	Cumulative repayments of Loans upto previous period	0.00	0.00	0.00	0.00	0.00	0.00
	Net loan - Opening	0.00	28500.00	19500.00	19500.00	19500.00	19500.00
	Increase/ Decrease due to REPI	0.00	0.00	0.00	0.00	0.00	0.00
	Increase/ Decrease due to ACE/Drawl during the period	28500.00	4500.00	0.00	0.00	0.00	0.00
	Total	28500.00	28500.00	19500.00	19500.00	19500.00	19500.00
	Repayments of Loans during the period	0.00	0.00	0.00	0.00	0.00	0.00
	Net loan - Closing	28500.00	28500.00	19500.00	19500.00	19500.00	19500.00
	Average Net Loan	12500.00	27750.00	19500.00	19500.00	19500.00	19500.00
	Rate of interest on Loan	7.8550%	8.4227%	8.9500%	8.9500%	7.2333%	7.9500%
	Interest on Loan Annualized	954.45	1780.17	1745.25	1745.25	2133.87	1348.20
49	HDFC Bank Limited-IX						
	Gross loan - Opening	0.00	0.00	19625.00	19625.00	19625.00	19625.00
	Cumulative repayments of Loans upto previous period	0.00	0.00	0.00	0.00	0.00	0.00
	Net loan - Opening	0.00	0.00	19625.00	19625.00	19625.00	19625.00
	Increase/ Decrease due to REPI	0.00	0.00	0.00	0.00	0.00	0.00
	Increase/ Decrease due to ACE/Drawl during the period	0.00	19625.00	0.00	0.00	0.00	0.00
	Total	0.00	19625.00	19625.00	19625.00	19625.00	19625.00
	Repayments of Loans during the period	0.00	0.00	0.00	0.00	0.00	0.00
	Net loan - Closing	0.00	19625.00	19625.00	19625.00	19625.00	19625.00
	Average Net Loan	0.00	9781.30	19625.00	19625.00	19625.00	19625.00
	Rate of interest on Loan	0.0000%	8.0833%	8.9500%	8.9500%	7.2333%	7.9500%
	Interest on Loan Annualized	0.00	395.55	1181.74	1181.74	1422.38	1554.19
50	PNB-IV						
	Gross loan - Opening	33,771.00	33,771.00	33,771.00	33,771.00	33,771.00	33,771.00
	Cumulative repayments of Loans upto previous period	-	-	-	-	-	3,330.22
	Net loan - Opening	33,771.00	33,771.00	33,771.00	33,771.00	33,771.00	30,441.78
	Increase/ Decrease due to REPI	-					
	Increase/ Decrease due to ACE/Drawl during the period	-	-	-	-	-	-
	Total	33,771.00	33,771.00	33,771.00	33,771.00	33,771.00	30,441.78
	Repayments of Loans during the period	-	-	-	-	3,330.22	3,330.22
	Net loan - Closing	33,771.00	33,771.00	33,771.00	33,771.00	30,441.78	27,111.56
	Average Net Loan	33,771.00	33,771.00	33,771.00	33,771.00	31,606.89	28,776.67
	Rate of interest on Loan	7.9615%	8.4889%	8.9500%	8.9500%	7.2472%	7.9000%
	Interest on Loan Annualized	1,611.89	1,566.95	1,450.18	1,363.95	1,587.21	1,499.18
51	Jammu and Kashmir Bank III						
	Gross loan - Opening	10000.00	10000.00	10000.00	10000.00	10000.00	10000.00
	Cumulative repayments of Loans upto previous period	1000.00	2000.00	3000.00	3000.00	4000.00	5000.00
	Net loan - Opening	9000.00	8000.00	7000.00	7000.00	6000.00	5000.00
	Increase/ Decrease due to REPI	0.00	0.00	0.00	0.00	0.00	0.00
	Increase/ Decrease due to ACE/Drawl during the period	0.00	0.00	0.00	0.00	0.00	0.00
	Total	9000.00	8000.00	7000.00	7000.00	6000.00	5000.00
	Repayments of Loans during the period	1000.00	1000.00	0.00	1000.00	1000.00	1000.00
	Net loan - Closing	8000.00	7000.00	7000.00	6000.00	5000.00	4000.00
	Average Net Loan	8500.00	7500.00	7000.00	6500.00	5500.00	4500.00
	Rate of interest on Loan	7.8900%	8.7133%	8.9500%	8.9500%	8.9545%	7.9500%
	Interest on Loan Annualized	670.72	653.49	411.80	358.10	384.70	358.10
52	State Bank of India-VIII						
	Gross loan - Opening	110800.00	110800.00	110800.00	110800.00	110800.00	110800.00
	Cumulative repayments of Loans upto previous period	0.00	0.00	0.00	0.00	12188.89	24377.78
	Net loan - Opening	110800.00	110800.00	110800.00	110800.00	98611.11	86422.22
	Increase/ Decrease due to REPI	0.00	0.00	0.00	0.00	0.00	0.00
	Increase/ Decrease due to ACE/Drawl during the period	0.00	0.00	0.00	0.00	0.00	0.00
	Total	110800.00	110800.00	110800.00	110800.00	98611.11	86422.22
	Repayments of Loans during the period	0.00	0.00	0.00	12188.89	12188.89	12188.89
	Net loan - Closing	110800.00	110800.00	110800.00	98611.11	86422.22	74233.33
	Average Net Loan	110800.00	110800.00	110800.00	104705.56	92516.67	80327.78
	Rate of interest on Loan	7.8758%	8.4750%	8.9500%	8.9500%	7.2308%	8.1583%
	Interest on Loan Annualized	8711.84	7820.31	7954.90	6546.23	6540.87	6481.06
53	State Bank of India-IX						
	Gross loan - Opening	31000.00	31000.00	31000.00	31000.00	31000.00	31000.00
	Cumulative repayments of Loans upto previous period	0.00	0.00	0.00	3444.44	6888.88	10333.33
	Net loan - Opening	31000.00	31000.00	31000.00	27555.56	24111.11	20666.67
	Increase/ Decrease due to REPI	0.00	0.00	0.00	0.00	0.00	0.00
	Increase/ Decrease due to ACE/Drawl during the period	0.00	0.00	0.00	0.00	0.00	0.00
	Total	31000.00	31000.00	31000.00	27555.56	24111.11	20666.67
	Repayments of Loans during the period	0.00	0.00	3444.44	3444.44	3444.44	0.00

	Net loan - Closing	31000.00	31000.00	17555.56	24111.11	30666.67	30666.67
	Average Net Loan	31000.00	31000.00	24277.78	20833.33	27388.89	30666.67
	Rate of interest on Loan	7.5788%	8.3731%	8.6000%	8.6000%	7.2108%	8.1082%
	Interest on Loan Annualised	2441.83	2161.50	1946.97	1717.92	1834.42	1879.42
54	State Bank of India-II						
	Gross loan - Opening	17825.00	17825.00	17825.00	17825.00	17825.00	17825.00
	Cumulative repayments of Loans upto previous period	0.00	0.00	0.00	0.00	0.00	0.00
	Net loan - Opening	17825.00	17825.00	17825.00	17825.00	17825.00	17825.00
	Increase/ Decrease due to REFI	0.00	0.00	0.00	0.00	0.00	0.00
	Increase/ Decrease due to ADE/Drawl during the period	0.00	0.00	0.00	0.00	0.00	0.00
	Total	17825.00	17825.00	17825.00	17825.00	17825.00	17825.00
	Repayments of Loans during the period	0.00	0.00	0.00	0.00	0.00	0.00
	Net loan - Closing	17825.00	17825.00	17825.00	17825.00	17825.00	17825.00
	Average Net Loan	17825.00	17825.00	17825.00	17825.00	17825.00	17825.00
	Rate of interest on Loan	7.5019%	8.8000%	8.6000%	8.6000%	7.2389%	8.1582%
	Interest on Loan Annualised	1395.76	1216.04	1172.08	1172.08	1234.18	1454.54
55	State Bank of India-III						
	Gross loan - Opening	23500.00	23500.00	23500.00	23500.00	23500.00	23500.00
	Cumulative repayments of Loans upto previous period	0.00	0.00	0.00	0.00	0.00	2811.11
	Net loan - Opening	23500.00	23500.00	23500.00	23500.00	23500.00	20688.89
	Increase/ Decrease due to REFI	0.00	0.00	0.00	0.00	0.00	0.00
	Increase/ Decrease due to ADE/Drawl during the period	0.00	0.00	0.00	0.00	0.00	0.00
	Total	23500.00	23500.00	23500.00	23500.00	23500.00	20688.89
	Repayments of Loans during the period	0.00	0.00	0.00	0.00	2811.11	2811.11
	Net loan - Closing	23500.00	23500.00	23500.00	23500.00	20688.89	17877.78
	Average Net Loan	23500.00	23500.00	23500.00	23500.00	22194.44	19283.33
	Rate of interest on Loan	7.5152%	8.5177%	8.6000%	8.6000%	7.1828%	8.1220%
	Interest on Loan Annualised	1874.55	1802.15	1982.75	1968.75	1968.70	1981.91
56	State Bank of India-IV						
	Gross loan - Opening	24000.00	24000.00	24000.00	24000.00	24000.00	24000.00
	Cumulative repayments of Loans upto previous period	0.00	0.00	0.00	0.00	0.00	0.00
	Net loan - Opening	24000.00	24000.00	24000.00	24000.00	24000.00	24000.00
	Increase/ Decrease due to REFI	0.00	0.00	0.00	0.00	0.00	0.00
	Increase/ Decrease due to ADE/Drawl during the period	0.00	0.00	0.00	0.00	0.00	0.00
	Total	24000.00	24000.00	24000.00	24000.00	24000.00	24000.00
	Repayments of Loans during the period	0.00	0.00	0.00	0.00	0.00	0.00
	Net loan - Closing	24000.00	24000.00	24000.00	24000.00	24000.00	24000.00
	Average Net Loan	24000.00	24000.00	24000.00	24000.00	24000.00	24000.00
	Rate of interest on Loan	7.5670%	8.5177%	8.6000%	8.6000%	7.2333%	8.1320%
	Interest on Loan Annualised	1909.58	1858.24	1898.00	1896.00	1738.98	1951.67
57	Syndicate-III						
	Gross loan - Opening	10,000.00	10,000.00	10,000.00	10,000.00	10,000.00	10,000.00
	Cumulative repayments of Loans upto previous period	3,125.00	4,375.00	10,000.00	10,000.00	10,000.00	10,000.00
	Net loan - Opening	6,875.00	5,625.00	-	-	-	-
	Increase/ Decrease due to REFI	-					
	Increase/ Decrease due to ADE/Drawl during the period	-	-	-	-	-	-
	Total	6,875.00	5,625.00	-	-	-	-
	Repayments of Loans during the period	1,250.00	5,625.00	-	-	-	-
	Net loan - Closing	5,625.00	-	-	-	-	-
	Average Net Loan	6,250.00	2,812.50	-	-	-	-
	Rate of interest on Loan	8.0043%	7.4828%	0.0000%	0.0000%	0.0000%	0.0000%
	Interest on Loan Annualised	502.14	208.81	-	-	-	-
58	Syndicate-IV						
	Gross loan - Opening	-	4,000.00	4,000.00	4,000.00	4,000.00	4,000.00
	Cumulative repayments of Loans upto previous period	-	-	4,000.00	4,000.00	4,000.00	4,000.00
	Net loan - Opening	-	4,000.00	-	-	-	-
	Increase/ Decrease due to REFI	-					
	Increase/ Decrease due to ADE/Drawl during the period	4,000.00	-	-	-	-	-
	Total	4,000.00	4,000.00	-	-	-	-
	Repayments of Loans during the period	-	4,000.00	-	-	-	-
	Net loan - Closing	4,000.00	-	-	-	-	-
	Average Net Loan	2,000.00	2,000.00	-	-	-	-
	Rate of interest on Loan	7.5125%	7.4828%	0.0000%	0.0000%	0.0000%	0.0000%
	Interest on Loan Annualised	150.25	149.66	-	-	-	-
59	State Bank of Bikaner & Jaipur/ State Bank of India						
	Gross loan - Opening	10,000.00	10,000.00	10,000.00	10,000.00	10,000.00	10,000.00
	Cumulative repayments of Loans upto previous period	-	1,000.00	1,000.00	3,000.00	3,000.00	4,000.00
	Net loan - Opening	10,000.00	9,000.00	9,000.00	8,000.00	7,000.00	6,000.00
	Increase/ Decrease due to REFI	-					
	Increase/ Decrease due to ADE/Drawl during the period	-	-	-	-	-	-
	Total	10,000.00	9,000.00	9,000.00	8,000.00	7,000.00	6,000.00
	Repayments of Loans during the period	1,000.00	-	1,000.00	1,000.00	1,000.00	1,000.00
	Net loan - Closing	9,000.00	9,000.00	8,000.00	7,000.00	6,000.00	5,000.00
	Average Net Loan	9,500.00	9,000.00	8,500.00	7,500.00	6,500.00	5,500.00
	Rate of interest on Loan	7.5788%	8.8731%	8.6000%	8.6000%	7.2108%	8.1582%
	Interest on Loan Annualised	745.50	816.76	865.35	486.75	468.70	448.84
60	Vijaya Bank-VI						
	Gross loan - Opening	2,000.00	2,000.00	2,000.00	2,000.00	2,000.00	2,000.00
	Cumulative repayments of Loans upto previous period	-	200.00	2,000.00	2,000.00	2,000.00	2,000.00
	Net loan - Opening	2,000.00	1,800.00	-	-	-	-
	Increase/ Decrease due to REFI	-					
	Increase/ Decrease due to ADE/Drawl during the period	-	-	-	-	-	-
	Total	2,000.00	1,800.00	-	-	-	-
	Repayments of Loans during the period	200.00	1,800.00	-	-	-	-
	Net loan - Closing	1,800.00	-	-	-	-	-
	Average Net Loan	1,900.00	900.00	-	-	-	-
	Rate of interest on Loan	7.9470%	7.2578%	0.0000%	0.0000%	0.0000%	0.0000%
	Interest on Loan Annualised	150.99	65.32	-	-	-	-
61	UCO Bank-V						
	Gross loan - Opening	-	-	-	-	-	-
	Cumulative repayments of Loans upto previous period	-	-	-	-	-	-
	Net loan - Opening	-	-	-	-	-	-

	Increase/ Decrease due to REPI	-					
	Increase/ Decrease due to ACE/Drawl during the period	-	-	-	-	-	3,000.00
	Total	-	-	-	-	-	3,000.00
	Repayments of Loans during the period	-	-	-	-	-	-
	Net loan - Closing	-	-	-	-	-	3,000.00
	Average Net Loan	-	-	-	-	-	1,500.00
	Rate of interest on Loan	0.0000%	0.0000%	0.0000%	0.0000%	0.0000%	7.9583%
	Interest on Loan Annualized	-	-	-	-	-	119.83
82	HDFCLX						
	Gross loan - Opening	-	-	-	-	5,500.00	5,500.00
	Cumulative repayments of Loans upto previous period	-	-	-	-	-	-
	Net loan - Opening	-	-	-	-	5,500.00	5,500.00
	Increase/ Decrease due to REPI	-	-	-	-	-	-
	Increase/ Decrease due to ACE/Drawl during the period	-	-	-	5,000.00	5,500.00	-
	Total	-	-	-	5,000.00	5,500.00	5,500.00
	Repayments of Loans during the period	-	-	-	-	-	-
	Net loan - Closing	-	-	-	5,000.00	5,500.00	5,500.00
	Average Net Loan	-	-	-	2,500.00	5,750.00	5,500.00
	Rate of interest on Loan	-	-	-	8.5000%	8.2708%	7.9600%
	Interest on Loan Annualized	-	-	-	143.73	472.51	876.80
83	HDFCLXI						
	Gross loan - Opening	-	-	-	-	-	-
	Cumulative repayments of Loans upto previous period	-	-	-	-	-	-
	Net loan - Opening	-	-	-	-	-	-
	Increase/ Decrease due to REPI	-	-	-	-	-	-
	Increase/ Decrease due to ACE/Drawl during the period	-	-	-	-	-	306.00
	Total	-	-	-	-	-	306.00
	Repayments of Loans during the period	-	-	-	-	-	-
	Net loan - Closing	-	-	-	-	-	306.00
	Average Net Loan	-	-	-	-	-	153.00
	Rate of interest on Loan	-	-	-	-	-	7.3333%
	Interest on Loan Annualized	-	-	-	-	-	11.06
84	HDFCLXII						
	Gross loan - Opening	-	-	-	-	-	-
	Cumulative repayments of Loans upto previous period	-	-	-	-	-	-
	Net loan - Opening	-	-	-	-	-	-
	Increase/ Decrease due to REPI	-	-	-	-	-	-
	Increase/ Decrease due to ACE/Drawl during the period	-	-	-	-	-	8,800.00
	Total	-	-	-	-	-	8,800.00
	Repayments of Loans during the period	-	-	-	-	-	-
	Net loan - Closing	-	-	-	-	-	8,800.00
	Average Net Loan	-	-	-	-	-	4,400.00
	Rate of interest on Loan	-	-	-	-	-	7.8666%
	Interest on Loan Annualized	-	-	-	-	-	284.52
85	Bond 51-C- Bullet Repayment on 04.03.2024						
	Gross loan - Opening	10,000.00	10,000.00	10,000.00	10,000.00	10,000.00	10,000.00
	Cumulative repayments of Loans upto previous period	-	-	-	-	-	-
	Net loan - Opening	10,000.00	10,000.00	10,000.00	10,000.00	10,000.00	10,000.00
	Increase/ Decrease due to REPI	-					
	Increase/ Decrease due to ACE/Drawl during the period	-	-	-	-	-	-
	Total	10,000.00	10,000.00	10,000.00	10,000.00	10,000.00	10,000.00
	Repayments of Loans during the period	-	-	-	-	-	-
	Net loan - Closing	10,000.00	10,000.00	10,000.00	10,000.00	10,000.00	10,000.00
	Average Net Loan	10,000.00	10,000.00	10,000.00	10,000.00	10,000.00	10,000.00
	Rate of interest on Loan	8.8400%	8.8400%	8.8400%	8.8400%	8.8400%	8.8400%
	Interest on Loan Annualized	884.00	884.00	884.00	884.00	884.00	884.00
86	Bond 54- Yearly installments payment starting 25.05.2025- 5Y						
	Gross loan - Opening	81,000.00	81,000.00	81,000.00	81,000.00	81,000.00	81,000.00
	Cumulative repayments of Loans upto previous period	-	-	-	-	-	16,200.00
	Net loan - Opening	81,000.00	81,000.00	81,000.00	81,000.00	81,000.00	64,800.00
	Increase/ Decrease due to REPI	-					
	Increase/ Decrease due to ACE/Drawl during the period	-	-	-	-	-	-
	Total	81,000.00	81,000.00	81,000.00	81,000.00	81,000.00	64,800.00
	Repayments of Loans during the period	-	-	-	-	16,200.00	16,200.00
	Net loan - Closing	81,000.00	81,000.00	81,000.00	81,000.00	64,800.00	48,600.00
	Average Net Loan	81,000.00	81,000.00	81,000.00	81,000.00	72,900.00	56,700.00
	Rate of interest on Loan	8.5200%	8.5200%	8.5200%	8.5200%	8.5200%	8.5200%
	Interest on Loan Annualized	6,901.20	6,901.20	6,901.20	6,901.20	6,211.08	4,145.72
87	Bond 57- Bullet Repayment on 15.12.2025						
	Gross loan - Opening	2,000.00	2,000.00	2,000.00	2,000.00	2,000.00	2,000.00
	Cumulative repayments of Loans upto previous period	-	-	-	-	-	-
	Net loan - Opening	2,000.00	2,000.00	2,000.00	2,000.00	2,000.00	2,000.00
	Increase/ Decrease due to REPI	-					
	Increase/ Decrease due to ACE/Drawl during the period	-	-	-	-	-	-
	Total	2,000.00	2,000.00	2,000.00	2,000.00	2,000.00	2,000.00
	Repayments of Loans during the period	-	-	-	-	-	-
	Net loan - Closing	2,000.00	2,000.00	2,000.00	2,000.00	2,000.00	2,000.00
	Average Net Loan	2,000.00	2,000.00	2,000.00	2,000.00	2,000.00	2,000.00
	Rate of interest on Loan	9.2200%	9.2200%	9.2200%	9.2200%	9.2200%	9.2200%
	Interest on Loan Annualized	184.40	184.40	184.40	184.40	184.40	184.40

88	Bond 59- Bullet Repayment on 24.02.2027						
	Gross loan - Opening	8,500.00	8,500.00	8,500.00	8,500.00	8,500.00	8,500.00
	Cumulative repayments of Loans upto previous period	-	-	8,500.00	8,500.00	8,500.00	8,500.00
	Net loan - Opening	8,500.00	8,500.00	-	-	-	-
	Increase/ Decrease due to REPI	-					
	Increase/ Decrease due to ACE/Drawl during the period	-	-	-	-	-	-
	Total	8,500.00	8,500.00	-	-	-	-
	Repayments of Loans during the period	-	8,500.00	-	-	-	-
	Net loan - Closing	8,500.00	-	-	-	-	-
	Average Net Loan	8,500.00	4,250.00	-	-	-	-
	Rate of interest on Loan	8.3800%	8.3800%	0.0000%	0.0000%	0.0000%	0.0000%
	Interest on Loan Annualized	356.65	177.91	-	-	-	-

69	**Bond 69- Bullet Repayment on 05.05.2026**						
	Gross loan - Opening	6,500.00	6,500.00	6,500.00	6,500.00	6,500.00	6,500.00
	Cumulative repayments of Loans upto previous period	-	-	-	-	-	-
	Net loan - Opening	6,500.00	6,500.00	6,500.00	6,500.00	6,500.00	6,500.00
	Increase/ Decrease due to REFI	-					
	Increase/ Decrease due to ACE/Diesel during the period	-	-	-	-	-	-
	Total	6,500.00	6,500.00	6,500.00	6,500.00	6,500.00	6,500.00
	Repayments of Loans during the period	-	-	-	-	-	-
	Net loan - Closing	6,500.00	6,500.00	6,500.00	6,500.00	6,500.00	6,500.00
	Average Net Loan	6,500.00	6,500.00	6,500.00	6,500.00	6,500.00	6,500.00
	Rate of interest on Loan	8.0850%	8.0850%	8.0850%	8.0850%	8.0850%	8.0850%
	Interest on Loan Annualized	525.20	525.20	525.20	525.20	525.20	525.20
70	**Bond 62- Three 5 yearly installments starting from 27.05.2021**						
	Gross loan - Opening	7,500.00	7,500.00	7,500.00	7,500.00	7,500.00	7,500.00
	Cumulative repayments of Loans upto previous period	-	-	-	-	2,500.00	2,500.00
	Net loan - Opening	7,500.00	7,500.00	7,500.00	7,500.00	5,000.00	5,000.00
	Increase/ Decrease due to REFI	-					
	Increase/ Decrease due to ACE/Diesel during the period	-	-	-	-	-	-
	Total	7,500.00	7,500.00	7,500.00	7,500.00	5,000.00	5,000.00
	Repayments of Loans during the period	-	-	-	2,500.00	-	-
	Net loan - Closing	7,500.00	7,500.00	7,500.00	5,000.00	5,000.00	5,000.00
	Average Net Loan	7,500.00	7,500.00	7,500.00	6,250.00	5,000.00	5,000.00
	Rate of interest on Loan	8.1300%	8.1300%	8.1300%	8.1300%	8.1300%	8.1300%
	Interest on Loan Annualized	609.75	609.75	609.75	508.13	406.50	406.50
71	**Bond 63- Bullet Repayment on 23.06.2026**						
	Gross loan - Opening	3,200.00	3,200.00	3,200.00	3,200.00	3,200.00	3,200.00
	Cumulative repayments of Loans upto previous period	-	-	-	-	-	-
	Net loan - Opening	3,200.00	3,200.00	3,200.00	3,200.00	3,200.00	3,200.00
	Increase/ Decrease due to REFI	-					
	Increase/ Decrease due to ACE/Diesel during the period	-	-	-	-	-	-
	Total	3,200.00	3,200.00	3,200.00	3,200.00	3,200.00	3,200.00
	Repayments of Loans during the period	-	-	-	-	-	-
	Net loan - Closing	3,200.00	3,200.00	3,200.00	3,200.00	3,200.00	3,200.00
	Average Net Loan	3,200.00	3,200.00	3,200.00	3,200.00	3,200.00	3,200.00
	Rate of interest on Loan	7.6100%	7.6100%	7.6100%	7.6100%	7.6100%	7.6100%
	Interest on Loan Annualized	243.52	243.52	243.52	243.52	243.52	243.52
72	**Bond 63- Bullet Repayment on 16.09.2026**						
	Gross loan - Opening	6,600.00	6,600.00	6,600.00	6,600.00	6,600.00	6,600.00
	Cumulative repayments of Loans upto previous period	-	-	-	-	-	-
	Net loan - Opening	6,600.00	6,600.00	6,600.00	6,600.00	6,600.00	6,600.00
	Increase/ Decrease due to REFI	-					
	Increase/ Decrease due to ACE/Diesel during the period	-	-	-	-	-	-
	Total	6,600.00	6,600.00	6,600.00	6,600.00	6,600.00	6,600.00
	Repayments of Loans during the period	-	-	-	-	-	-
	Net loan - Closing	6,600.00	6,600.00	6,600.00	6,600.00	6,600.00	6,600.00
	Average Net Loan	6,600.00	6,600.00	6,600.00	6,600.00	6,600.00	6,600.00
	Rate of interest on Loan	7.6500%	7.6500%	7.6500%	7.6500%	7.6500%	7.6500%
	Interest on Loan Annualized	845.00	845.00	845.00	845.00	845.00	845.00
73	**Bond 64- Bullet Repayment on 07.11.2021**						
	Gross loan - Opening	2,500.00	2,500.00	2,500.00	2,500.00	2,500.00	2,500.00
	Cumulative repayments of Loans upto previous period	-	-	-	-	-	-
	Net loan - Opening	2,500.00	2,500.00	2,500.00	2,500.00	2,500.00	2,500.00
	Increase/ Decrease due to REFI	-					
	Increase/ Decrease due to ACE/Diesel during the period	-	-	-	-	-	-
	Total	2,500.00	2,500.00	2,500.00	2,500.00	2,500.00	2,500.00
	Repayments of Loans during the period	-	-	-	-	-	-
	Net loan - Closing	2,500.00	2,500.00	2,500.00	2,500.00	2,500.00	2,500.00
	Average Net Loan	2,500.00	2,500.00	2,500.00	2,500.00	2,500.00	2,500.00
	Rate of interest on Loan	7.5200%	7.5200%	7.5200%	7.5200%	7.5200%	7.5200%
	Interest on Loan Annualized	188.00	188.00	188.00	188.00	188.00	188.00
74	**Bond 65- Bullet Repayment on 24.11.2021**						
	Gross loan - Opening	5,300.00	5,300.00	5,300.00	5,300.00	5,300.00	5,300.00
	Cumulative repayments of Loans upto previous period	-	-	-	-	5,300.00	5,300.00
	Net loan - Opening	5,300.00	5,300.00	5,300.00	5,300.00	-	-
	Increase/ Decrease due to REFI	-					
	Increase/ Decrease due to ACE/Diesel during the period	-	-	-	-	-	-
	Total	5,300.00	5,300.00	5,300.00	5,300.00	-	-
	Repayments of Loans during the period	-	-	-	5,300.00	-	-
	Net loan - Closing	5,300.00	5,300.00	5,300.00	-	-	-
	Average Net Loan	5,300.00	5,300.00	5,300.00	2,650.00	-	-
	Rate of interest on Loan	6.7500%	6.7500%	6.7500%	6.7500%	0.0000%	0.0000%
	Interest on Loan Annualized	357.75	357.75	357.75	178.88	-	-
75	**Bond 66- Bullet Repayment on 14.12.2021**						
	Gross loan - Opening	28,100.00	28,100.00	28,100.00	28,100.00	28,100.00	28,100.00
	Cumulative repayments of Loans upto previous period	-	-	-	-	-	-
	Net loan - Opening	28,100.00	28,100.00	28,100.00	28,100.00	28,100.00	28,100.00
	Increase/ Decrease due to REFI	-					
	Increase/ Decrease due to ACE/Diesel during the period	-	-	-	-	-	-
	Total	28,100.00	28,100.00	28,100.00	28,100.00	28,100.00	28,100.00
	Repayments of Loans during the period	-	-	-	-	-	-
	Net loan - Closing	28,100.00	28,100.00	28,100.00	28,100.00	28,100.00	28,100.00
	Average Net Loan	28,100.00	28,100.00	28,100.00	28,100.00	28,100.00	28,100.00
	Rate of interest on Loan	7.4000%	7.4000%	7.4000%	7.4000%	7.4000%	7.4000%
	Interest on Loan Annualized	2,078.40	2,078.40	2,078.40	2,078.40	2,078.40	2,078.40
76	**Bond 67- Bullet Repayment on 25.01.2029**						
	Gross loan - Opening	29,900.00	29,900.00	29,900.00	29,900.00	29,900.00	29,900.00
	Cumulative repayments of Loans upto previous period	-	-	-	-	-	-
	Net loan - Opening	29,900.00	29,900.00	29,900.00	29,900.00	29,900.00	29,900.00
	Increase/ Decrease due to REFI	-					
	Increase/ Decrease due to ACE/Diesel during the period	-	-	-	-	-	-
	Total	29,900.00	29,900.00	29,900.00	29,900.00	29,900.00	29,900.00
	Repayments of Loans during the period	-	-	-	-	-	-
	Net loan - Closing	29,900.00	29,900.00	29,900.00	29,900.00	29,900.00	29,900.00

	Average Net Loan	23,900.00	23,900.00	23,900.00	23,900.00	23,900.00	23,900.00
	Rate of interest on Loan	9.2000%	9.2000%	9.2000%	9.2000%	9.2000%	9.2000%
	Interest on Loan Annualised	2,187.47	2,187.47	2,187.47	2,187.47	2,187.47	2,187.47
		-					
77	Bond 69- Bullet Repayment on 17.07.2029						
	Gross loan - Opening	-	47,800.00	47,800.00	47,800.00	47,800.00	47,800.00
	Cumulative repayments of Loans upto previous period	-	-	-	-	-	-
	Net loan - Opening	-	47,800.00	47,800.00	47,800.00	47,800.00	47,800.00
	Increase/ Decrease due to FERV	-					
	Increase/ Decrease due to ACE/Drawl during the period	47,800.00	-	-	-	-	-
	Total	47,800.00	47,800.00	47,800.00	47,800.00	47,800.00	47,800.00
	Repayments of Loans during the period	-	-	-	-	-	-
	Net loan - Closing	47,800.00	47,800.00	47,800.00	47,800.00	47,800.00	47,800.00
	Average Net Loan	23,900.00	47,800.00	47,800.00	47,800.00	47,800.00	47,800.00
	Rate of interest on Loan	7.3000%	7.3000%	7.3000%	7.3000%	7.3000%	7.3000%
	Interest on Loan Annualised	1,743.80	3,487.60	3,487.60	3,487.60	3,487.60	3,487.60
78	Bond 73- Bullet Repayment on 27.01.2031						
	Gross loan - Opening	-	-	19,000.00	19,000.00	19,000.00	19,000.00
	Cumulative repayments of Loans upto previous period	-	-	-	-	-	-
	Net loan - Opening	-	-	19,000.00	19,000.00	19,000.00	19,000.00
	Increase/ Decrease due to FERV	-					
	Increase/ Decrease due to ACE/Drawl during the period	-	19,000.00	-	-	-	-
	Total	-	19,000.00	19,000.00	19,000.00	19,000.00	19,000.00
	Repayments of Loans during the period	-	-	-	-	-	-
	Net loan - Closing	-	19,000.00	19,000.00	19,000.00	19,000.00	19,000.00
	Average Net Loan	-	9,500.00	19,000.00	19,000.00	19,000.00	19,000.00
	Rate of interest on Loan	0.0000%	8.4800%	8.4800%	8.4800%	8.4800%	8.4800%
	Interest on Loan Annualised	-	805.75	1,611.50	1,611.50	1,611.50	1,611.50
79	Bond 74- Bullet Repayment on 21.04.2036						
	Gross loan - Opening	-	-	-	-	7,500.00	7,500.00
	Cumulative repayments of Loans upto previous period	-	-	-	-	-	-
	Net loan - Opening	-	-	-	-	7,500.00	7,500.00
	Increase/ Decrease due to FERV	-					
	Increase/ Decrease due to ACE/Drawl during the period	-	-	-	7,500.00	-	-
	Total	-	-	-	7,500.00	7,500.00	7,500.00
	Repayments of Loans during the period	-	-	-	-	-	-
	Net loan - Closing	-	-	-	7,500.00	7,500.00	7,500.00
	Average Net Loan	-	-	-	3,750.00	7,500.00	7,500.00
	Rate of interest on Loan	0.0000%	0.0000%	0.0000%	8.8000%	8.8000%	8.8000%
	Interest on Loan Annualised	-	-	-	358.75	917.50	917.50
	Total						
	Gross loan - Opening	8,73,709	10,50,109	11,49,109	11,49,890	11,70,673	12,39,773
	Cumulative repayments of Loans upto previous period	69,787	1,87,108	1,92,021	1,91,835	2,24,558	2,38,557
	Net loan - Opening	7,84,906	8,62,998	9,61,111	9,58,054	9,46,093	9,92,194
	Increase/ Decrease due to FERV	20,004	-2,889	-	-	-	-
	Increase/ Decrease due to ACE/Drawl during the period	1,56,597	1,16,980	788	26,861	59,300	33,708
	Total	9,41,506	10,28,037	9,61,899	9,74,927	10,05,393	9,25,902
	Repayments of Loans during the period	48,906	44,926	3,814	32,903	1,13,759	59,429
	Net loan - Closing	8,92,600	9,83,111	9,58,084	9,48,025	8,91,634	8,48,494
	Average Net Loan	8,38,502	9,27,055	9,58,985	9,49,144	9,18,824	8,71,354
	Rate of interest on Loan	6.8333%	6.0855%	5.8721%	5.8339%	6.1588%	6.8879%
	Interest on Loan Annualised	55,606	56,210	56,176	55,372	56,453	59,457
	AXIS BANK-I- 03- Repayment start from 11.07.2023- 5Y						
	Gross loan - Opening	-	29,800.00	29,800.00	29,800.00	29,800.00	29,800.00
	Cumulative repayments of Loans upto previous period	-	-	-	-	-	29,800.00
	Net loan - Opening	-	29,800.00	29,800.00	29,800.00	29,800.00	-
	Increase/ Decrease due to FERV	-					
	Increase/ Decrease due to ACE/Drawl during the period	29,800.00	-	-	-	-	-
	Total	29,800.00	29,800.00	29,800.00	29,800.00	29,800.00	-
	Repayments of Loans during the period	-	-	-	-	29,800.00	-
	Net loan - Closing	29,800.00	29,800.00	29,800.00	29,800.00	-	-
	Average Net Loan	14,900.00	29,800.00	29,800.00	29,800.00	14,900.00	-
	Rate of interest on Loan	7.9923%	8.4200%	8.3000%	8.3000%	7.4138%	0.0000%
	Interest on Loan Annualised	1177.87	1,900.81	1,884.83	1,884.83	1,087.96	-
	AXIS BANK-I- 04- Repayment start from 11.07.2023- 5Y						
	Gross loan - Opening	-	2,000.00	2,000.00	2,000.00	2,000.00	2,000.00
	Cumulative repayments of Loans upto previous period	-	-	-	-	-	2,000.00
	Net loan - Opening	-	2,000.00	2,000.00	2,000.00	2,000.00	-
	Increase/ Decrease due to FERV	-					
	Increase/ Decrease due to ACE/Drawl during the period	2,000.00	-	-	-	-	-
	Total	2,000.00	2,000.00	2,000.00	2,000.00	2,000.00	-
	Repayments of Loans during the period	-	-	-	-	2,000.00	-
	Net loan - Closing	2,000.00	2,000.00	2,000.00	2,000.00	-	-
	Average Net Loan	1,000.00	2,000.00	2,000.00	2,000.00	1,000.00	-
	Rate of interest on Loan	7.4800%	8.4200%	8.3000%	8.3000%	7.4138%	0.0000%
	Interest on Loan Annualised	74.80	168.44	166.00	166.00	74.14	-
	AXIS BANK-I- 05- Repayment start from 11.07.2023- 5Y						
	Gross loan - Opening	-	-	6,000.00	6,000.00	6,000.00	6,000.00
	Cumulative repayments of Loans upto previous period	-	-	-	-	-	6,000.00
	Net loan - Opening	-	-	6,000.00	6,000.00	6,000.00	-
	Increase/ Decrease due to FERV	-					
	Increase/ Decrease due to ACE/Drawl during the period	-	6,000.00	-	-	-	-
	Total	-	6,000.00	6,000.00	6,000.00	6,000.00	-
	Repayments of Loans during the period	-	-	-	-	6,000.00	-
	Net loan - Closing	-	6,000.00	6,000.00	6,000.00	-	-
	Average Net Loan	-	3,000.00	6,000.00	6,000.00	3,000.00	-
	Rate of interest on Loan		8.4200%	8.3000%	8.3000%	7.4138%	0.0000%
	Interest on Loan Annualised	-	185.00	373.00	373.00	222.56	-
	AXIS BANK-I- Repayment start from 11.07.2023- 5Y- Total						

	Gross loan - Opening	0.00	31800.00	37800.00	37800.00	37800.00	37800.00
	Cumulative repayments of Loans upto previous period	0.00	0.00	0.00	0.00	0.00	37800.00
	Net loan - Opening	0.00	31800.00	37800.00	37800.00	37800.00	0.00
	Increase/ Decrease due to FERV	0.00	0.00	0.00	0.00	0.00	0.00
	Increase/ Decrease due to ACE/Drawl during the period	31800.00	6000.00	0.00	0.00	0.00	0.00
	Total	31800.00	37800.00	37800.00	37800.00	37800.00	0.00
	Repayments of Loans during the period	0.00	0.00	0.00	0.00	37800.00	0.00
	Net loan - Closing	31800.00	37800.00	37800.00	37800.00	0.00	0.00
	Average Net Loan	15900.00	34800.00	37800.00	37800.00	18900.00	0.00
	Rate of Interest on Loan	7.8370%	8.4001%	8.5003%	8.5003%	7.4138%	0.0000%
	Interest on Loan Annualized	1251.47	2221.53	2966.80	2966.80	1294.71	0.00
	Bank of India-I - DD- Repayment start from 10.06.2019- 10Y						
	Gross loan - Opening	10,000.00	10,000.00	10,000.00	10,000.00	10,000.00	10,000.00
	Cumulative repayments of Loans upto previous period	-	1,000.00	10,000.00	10,000.00	10,000.00	10,000.00
	Net loan - Opening	10,000.00	9,000.00	-	-	-	-
	Increase/ Decrease due to FERV	-					
	Increase/ Decrease due to ACE/Drawl during the period	-	-	-	-	-	-
	Total	10,000.00	9,000.00	-	-	-	-
	Repayments of Loans during the period	1,000.00	9,000.00	-	-	-	-
	Net loan - Closing	9,000.00	-	-	-	-	-
	Average Net Loan	9,500.00	4,500.00	-	-	-	-
	Rate of Interest on Loan	8.0938%	8.2134%	0.0000%	0.0000%	0.0000%	0.0000%
	Interest on Loan Annualized	769.22	311.15	-	-	-	-
	Bank of India-II -DD- Repayment start from 28.06.2019- 10Y						
	Gross loan - Opening	2,000.00	2,000.00	2,000.00	2,000.00	2,000.00	2,000.00
	Cumulative repayments of Loans upto previous period	-	200.00	2,000.00	2,000.00	2,000.00	2,000.00
	Net loan - Opening	2,000.00	1,800.00	-	-	-	-
	Increase/ Decrease due to FERV	-					
	Increase/ Decrease due to ACE/Drawl during the period	-	-	-	-	-	-
	Total	2,000.00	1,800.00	-	-	-	-
	Repayments of Loans during the period	200.00	1,800.00	-	-	-	-
	Net loan - Closing	1,800.00	-	-	-	-	-
	Average Net Loan	1,900.00	900.00	-	-	-	-
	Rate of Interest on Loan	8.0938%	8.2134%	0.0000%	0.0000%	0.0000%	0.0000%
	Interest on Loan Annualized	153.84	62.23	-	-	-	-
	Bank of India-II						
	Gross loan - Opening	-	-	5,000.00	5,000.00	5,000.00	5,000.00
	Cumulative repayments of Loans upto previous period	-	-	5,000.00	5,000.00	5,000.00	5,000.00
	Net loan - Opening	-	-	-	-	-	-
	Increase/ Decrease due to FERV	-					
	Increase/ Decrease due to ACE/Drawl during the period	-	5,000.00	-	-	-	-
	Total	-	5,000.00	-	-	-	-
	Repayments of Loans during the period	-	5,000.00	-	-	-	-
	Net loan - Closing	-	-	-	-	-	-
	Average Net Loan	-	-	-	-	-	-
	Rate of Interest on Loan	0.0000%	8.0000%	0.0000%	0.0000%	0.0000%	0.0000%
	Interest on Loan Annualized	-	-	-	-	-	-
	Bank of India-II - Repayment start from 28.06.2019- 10Y- Total						
	Gross loan - Opening	12,000.00	12,000.00	17,000.00	17,000.00	17,000.00	17,000.00
	Cumulative repayments of Loans upto previous period	-	1,200.00	17,000.00	17,000.00	17,000.00	17,000.00
	Net loan - Opening	12,000.00	10,800.00	-	-	-	-
	Increase/ Decrease due to FERV	-	-	-	-	-	-
	Increase/ Decrease due to ACE/Drawl during the period	-	5,000.00	-	-	-	-
	Total	12,000.00	15,800.00	-	-	-	-
	Repayments of Loans during the period	1,200.00	15,800.00	-	-	-	-
	Net loan - Closing	10,800.00	-	-	-	-	-
	Average Net Loan	11,400.00	5,400.00	-	-	-	-
	Rate of Interest on Loan	8.0938%	8.2134%	0.0000%	0.0000%	0.0000%	0.0000%
	Interest on Loan Annualized	923.27	373.35	-	-	-	-
	HDFC Bank Limited-II - DD- Repayment start from 04.12.2021 - 9Y						
	Gross loan - Opening	14,400.00	14,400.00	14,400.00	14,400.00	14,400.00	14,400.00
	Cumulative repayments of Loans upto previous period	-	-	-	-	1,600.00	3,200.00
	Net loan - Opening	14,400.00	14,400.00	14,400.00	14,400.00	12,800.00	11,200.00
	Increase/ Decrease due to FERV	-					
	Increase/ Decrease due to ACE/Drawl during the period	-	-	-	-	-	-
	Total	14,400.00	14,400.00	14,400.00	14,400.00	12,800.00	11,200.00
	Repayments of Loans during the period	-	-	-	1,600.00	1,600.00	1,600.00
	Net loan - Closing	14,400.00	14,400.00	14,400.00	12,800.00	11,200.00	9,600.00
	Average Net Loan	14,400.00	14,400.00	14,400.00	13,600.00	12,000.00	10,400.00
	Rate of Interest on Loan	7.9618%	8.4598%	8.5603%	8.5603%	7.4338%	7.9603%
	Interest on Loan Annualized	1,149.51	827.39	868.80	889.27	868.01	827.84
	HDFC Bank Limited-II - DD- Repayment start from 04.12.2021 - 9Y						
	Gross loan - Opening	3,600.00	3,600.00	3,600.00	3,600.00	3,600.00	3,600.00
	Cumulative repayments of Loans upto previous period	-	-	-	-	400.00	800.00
	Net loan - Opening	3,600.00	3,600.00	3,600.00	3,600.00	3,200.00	2,800.00
	Increase/ Decrease due to FERV	-					
	Increase/ Decrease due to ACE/Drawl during the period	-	-	-	-	-	-
	Total	3,600.00	3,600.00	3,600.00	3,600.00	3,200.00	2,800.00
	Repayments of Loans during the period	-	-	-	400.00	400.00	400.00
	Net loan - Closing	3,600.00	3,600.00	3,600.00	3,200.00	2,800.00	2,400.00
	Average Net Loan	3,600.00	3,600.00	3,600.00	3,400.00	3,000.00	2,600.00
	Rate of Interest on Loan	7.9618%	8.4598%	8.5603%	8.5603%	7.4338%	7.9603%
	Interest on Loan Annualized	287.03	231.83	214.20	202.30	217.00	206.96
	HDFC Bank Limited-II - Repayment start from 04.12.2021 - 9Y- Total						
	Gross loan - Opening	18,000.00	18,000.00	18,000.00	18,000.00	18,000.00	18,000.00
	Cumulative repayments of Loans upto previous period	-	-	-	-	2,000.00	4,000.00
	Net loan - Opening	18,000.00	18,000.00	18,000.00	18,000.00	16,000.00	14,000.00
	Increase/ Decrease due to FERV	-	-	-	-	-	-
	Increase/ Decrease due to ACE/Drawl during the period	-	-	-	-	-	-
	Total	18,000.00	18,000.00	18,000.00	18,000.00	16,000.00	14,000.00
	Repayments of Loans during the period	-	-	-	2,000.00	2,000.00	2,000.00

	Net loan - Closing	18,000.00	18,000.00	18,000.00	18,000.00	14,000.00	12,000.00
	Average Net Loan	18,000.00	18,000.00	18,000.00	17,000.00	16,000.00	13,000.00
	Rate of interest on Loan	7.9513%	8.4568%	8.9500%	8.9500%	7.2333%	7.9800%
	Interest on Loan Annualized	1,432.34	1,522.17	1,611.00	1,611.00	1,012.62	1,037.40
	HDFC Bank Limited-V - DS- Repayment start from 25.09.2024 - 5Y						
	Gross loan - Opening	4,000.00	4,000.00	4,000.00	4,000.00	4,000.00	4,000.00
	Cumulative repayments of Loans upto previous period	-	-	-	-	-	-
	Net loan - Opening	4,000.00	4,000.00	4,000.00	4,000.00	4,000.00	4,000.00
	Increase/ Decrease due to REFI	-					
	Increase/ Decrease due to ADB/Drawl during the period	-	-	-	-	-	-
	Total	4,000.00	4,000.00	4,000.00	4,000.00	4,000.00	4,000.00
	Repayments of Loans during the period	-	-	-	-	-	-
	Net loan - Closing	4,000.00	4,000.00	4,000.00	4,000.00	4,000.00	4,000.00
	Average Net Loan	4,000.00	4,000.00	4,000.00	4,000.00	4,000.00	4,000.00
	Rate of interest on Loan	7.9513%	8.4568%	8.9500%	8.9500%	7.2333%	7.9800%
	Interest on Loan Annualized	318.21	287.59	358.00	358.00	289.54	318.40
	HDFC Bank Limited-V - DS- Repayment start from 25.09.2024 - 5Y						
	Gross loan - Opening	600.00	600.00	600.00	600.00	600.00	600.00
	Cumulative repayments of Loans upto previous period	-	-	-	-	-	-
	Net loan - Opening	600.00	600.00	600.00	600.00	600.00	600.00
	Increase/ Decrease due to REFI	-					
	Increase/ Decrease due to ADB/Drawl during the period	-	-	-	-	-	-
	Total	600.00	600.00	600.00	600.00	600.00	600.00
	Repayments of Loans during the period	-	-	-	-	-	-
	Net loan - Closing	600.00	600.00	600.00	600.00	600.00	600.00
	Average Net Loan	600.00	600.00	600.00	600.00	600.00	600.00
	Rate of interest on Loan	7.9513%	8.4568%	8.9500%	8.9500%	7.2333%	7.9800%
	Interest on Loan Annualized	47.68	50.74	53.70	53.70	43.40	47.78
	HDFC Bank Limited-V - DS- Repayment start from 25.09.2024 - 5Y						
	Gross loan - Opening	5,500.00	5,500.00	5,500.00	5,500.00	5,500.00	5,500.00
	Cumulative repayments of Loans upto previous period	-	-	-	-	-	-
	Net loan - Opening	5,500.00	5,500.00	5,500.00	5,500.00	5,500.00	5,500.00
	Increase/ Decrease due to REFI	-					
	Increase/ Decrease due to ADB/Drawl during the period	-	-	-	-	-	-
	Total	5,500.00	5,500.00	5,500.00	5,500.00	5,500.00	5,500.00
	Repayments of Loans during the period	-	-	-	-	-	-
	Net loan - Closing	5,500.00	5,500.00	5,500.00	5,500.00	5,500.00	5,500.00
	Average Net Loan	5,500.00	5,500.00	5,500.00	5,500.00	5,500.00	5,500.00
	Rate of interest on Loan	7.9513%	8.4568%	8.9500%	8.9500%	7.2333%	7.9800%
	Interest on Loan Annualized	676.55	547.38	606.75	606.75	614.54	676.60
	HDFC Bank Limited-V - Repayment start from 25.09.2024 - 5Y- Total						
	Gross loan - Opening	13,100.00	13,100.00	13,100.00	13,100.00	13,100.00	13,100.00
	Cumulative repayments of Loans upto previous period	-	-	-	-	-	-
	Net loan - Opening	13,100.00	13,100.00	13,100.00	13,100.00	13,100.00	13,100.00
	Increase/ Decrease due to REFI	-	-	-	-	-	-
	Increase/ Decrease due to ADB/Drawl during the period	-	-	-	-	-	-
	Total	13,100.00	13,100.00	13,100.00	13,100.00	13,100.00	13,100.00
	Repayments of Loans during the period	-	-	-	-	-	-
	Net loan - Closing	13,100.00	13,100.00	13,100.00	13,100.00	13,100.00	13,100.00
	Average Net Loan	13,100.00	13,100.00	13,100.00	13,100.00	13,100.00	13,100.00
	Rate of interest on Loan	7.9513%	8.4568%	8.9500%	8.9500%	7.2333%	7.9800%
	Interest on Loan Annualized	1,042.42	945.82	778.45	778.45	947.53	1,042.78
	HDFC Bank Limited-VI - DS- Repayment start from 26.09.2025 - 5Y						
	Gross loan - Opening	6,800.00	6,800.00	6,800.00	6,800.00	6,800.00	6,800.00
	Cumulative repayments of Loans upto previous period	-	-	-	-	-	-
	Net loan - Opening	6,800.00	6,800.00	6,800.00	6,800.00	6,800.00	6,800.00
	Increase/ Decrease due to REFI	-					
	Increase/ Decrease due to ADB/Drawl during the period	-	-	-	-	-	-
	Total	6,800.00	6,800.00	6,800.00	6,800.00	6,800.00	6,800.00
	Repayments of Loans during the period	-	-	-	-	-	-
	Net loan - Closing	6,800.00	6,800.00	6,800.00	6,800.00	6,800.00	6,800.00
	Average Net Loan	6,800.00	6,800.00	6,800.00	6,800.00	6,800.00	6,800.00
	Rate of interest on Loan	7.9513%	8.4568%	8.9500%	8.9500%	7.2333%	7.9800%
	Interest on Loan Annualized	540.87	437.81	404.60	404.60	481.87	541.03
	HDFC Bank Limited-VI - DS- Repayment start from 26.09.2025 - 5Y						
	Gross loan - Opening	15,000.00	15,000.00	15,000.00	15,000.00	15,000.00	15,000.00
	Cumulative repayments of Loans upto previous period	-	-	-	-	-	-
	Net loan - Opening	15,000.00	15,000.00	15,000.00	15,000.00	15,000.00	15,000.00
	Increase/ Decrease due to REFI	-					
	Increase/ Decrease due to ADB/Drawl during the period	-	-	-	-	-	-
	Total	15,000.00	15,000.00	15,000.00	15,000.00	15,000.00	15,000.00
	Repayments of Loans during the period	-	-	-	-	-	-
	Net loan - Closing	15,000.00	15,000.00	15,000.00	15,000.00	15,000.00	15,000.00
	Average Net Loan	15,000.00	15,000.00	15,000.00	15,000.00	15,000.00	15,000.00
	Rate of interest on Loan	7.9513%	8.4568%	8.9500%	8.9500%	7.2333%	7.9800%
	Interest on Loan Annualized	1,192.70	968.87	892.50	892.50	1,083.00	1,194.00
	HDFC Bank Limited-VI - Repayment start from 26.09.2025 - 5Y- Total						
	Gross loan - Opening	21,800.00	21,800.00	21,800.00	21,800.00	21,800.00	21,800.00
	Cumulative repayments of Loans upto previous period	-	-	-	-	-	-
	Net loan - Opening	21,800.00	21,800.00	21,800.00	21,800.00	21,800.00	21,800.00
	Increase/ Decrease due to REFI	-	-	-	-	-	-
	Increase/ Decrease due to ADB/Drawl during the period	-	-	-	-	-	-
	Total	21,800.00	21,800.00	21,800.00	21,800.00	21,800.00	21,800.00
	Repayments of Loans during the period	-	-	-	-	-	-
	Net loan - Closing	21,800.00	21,800.00	21,800.00	21,800.00	21,800.00	21,800.00
	Average Net Loan	21,800.00	21,800.00	21,800.00	21,800.00	21,800.00	21,800.00
	Rate of interest on Loan	7.9513%	8.4568%	8.9500%	8.9500%	7.2333%	7.9800%
	Interest on Loan Annualized	1,733.57	1,403.68	1,297.10	1,297.10	1,578.53	1,735.38
	HDFC Bank Limited-VII - DS- Repayment start from 11.06.2025 - 5Y						

	Gross loan - Opening	-	3,000.00	3,000.00	3,000.00	3,000.00	3,000.00
	Cumulative repayments of Loans upto previous period	-	-	-	-	-	-
	Net loan - Opening	-	3,000.00	3,000.00	3,000.00	3,000.00	3,000.00
	Increase/ Decrease due to REPO	-					
	Increase/ Decrease due to ACE/Drawl during the period	3,000.00	-	-	-	-	-
	Total	3,000.00	3,000.00	3,000.00	3,000.00	3,000.00	3,000.00
	Repayments of Loans during the period	-	-	-	-	-	-
	Net loan - Closing	3,000.00	3,000.00	3,000.00	3,000.00	3,000.00	3,000.00
	Average Net Loan	1,500.00	3,000.00	3,000.00	3,000.00	3,000.00	3,000.00
	Rate of interest on Loan	7.9524%	8.4268%	8.9500%	8.9500%	7.7333%	7.9800%
	Interest on Loan Annualized	79.52	126.80	134.00	134.00	144.67	159.60
	HDFC Bank Limited-VII - 03- Repayment start from 11.06.2026 - 9Y						
	Gross loan - Opening	-	4,000.00	4,000.00	4,000.00	4,000.00	4,000.00
	Cumulative repayments of Loans upto previous period	-	-	-	-	-	-
	Net loan - Opening	-	4,000.00	4,000.00	4,000.00	4,000.00	4,000.00
	Increase/ Decrease due to REPO	-					
	Increase/ Decrease due to ACE/Drawl during the period	4,000.00	-	-	-	-	-
	Total	4,000.00	4,000.00	4,000.00	4,000.00	4,000.00	4,000.00
	Repayments of Loans during the period	-	-	-	-	-	-
	Net loan - Closing	4,000.00	4,000.00	4,000.00	4,000.00	4,000.00	4,000.00
	Average Net Loan	2,000.00	4,000.00	4,000.00	4,000.00	4,000.00	4,000.00
	Rate of interest on Loan	7.9524%	8.4268%	8.9500%	8.9500%	7.7333%	7.9800%
	Interest on Loan Annualized	105.70	337.07	358.00	358.00	386.24	319.40
	HDFC Bank Limited-VII - 04- Repayment start from 11.06.2026 - 9Y						
	Gross loan - Opening	-	19,000.00	19,000.00	19,000.00	19,000.00	19,000.00
	Cumulative repayments of Loans upto previous period	-	-	-	-	-	-
	Net loan - Opening	-	19,000.00	19,000.00	19,000.00	19,000.00	19,000.00
	Increase/ Decrease due to REPO	-					
	Increase/ Decrease due to ACE/Drawl during the period	19,000.00	-	-	-	-	-
	Total	19,000.00	19,000.00	19,000.00	19,000.00	19,000.00	19,000.00
	Repayments of Loans during the period	-	-	-	-	-	-
	Net loan - Closing	19,000.00	19,000.00	19,000.00	19,000.00	19,000.00	19,000.00
	Average Net Loan	9,500.00	19,000.00	19,000.00	19,000.00	19,000.00	19,000.00
	Rate of interest on Loan	7.7333%	8.4268%	8.9500%	8.9500%	7.7333%	7.9800%
	Interest on Loan Annualized	734.67	1,599.07	1,700.50	1,700.50	1,470.66	1,516.20
	HDFC Bank Limited-VII - 07- Repayment start from 11.06.2026 - 9Y						
	Gross loan - Opening	-	-	4,500.00	4,500.00	4,500.00	4,500.00
	Cumulative repayments of Loans upto previous period	-	-	-	-	-	-
	Net loan - Opening	-	-	4,500.00	4,500.00	4,500.00	4,500.00
	Increase/ Decrease due to REPO	-					
	Increase/ Decrease due to ACE/Drawl during the period	-	4,500.00	-	-	-	-
	Total	-	4,500.00	4,500.00	4,500.00	4,500.00	4,500.00
	Repayments of Loans during the period	-	-	-	-	-	-
	Net loan - Closing	-	4,500.00	4,500.00	4,500.00	4,500.00	4,500.00
	Average Net Loan	-	2,250.00	4,500.00	4,500.00	4,500.00	4,500.00
	Rate of interest on Loan	0.0000%	8.3218%	8.9500%	8.9500%	7.7333%	7.9800%
	Interest on Loan Annualized	-	140.23	387.75	387.75	323.61	359.10
	HDFC Bank Limited-VII - Repayment start from 11.06.2026 - 9Y- Total						
	Gross loan - Opening	-	26,500.00	26,500.00	26,500.00	26,500.00	26,500.00
	Cumulative repayments of Loans upto previous period	-	-	-	-	-	-
	Net loan - Opening	-	26,500.00	26,500.00	26,500.00	26,500.00	26,500.00
	Increase/ Decrease due to REPO	-	-	-	-	-	-
	Increase/ Decrease due to ACE/Drawl during the period	26,000.00	4,500.00	-	-	-	-
	Total	26,000.00	26,500.00	26,500.00	26,500.00	26,500.00	26,500.00
	Repayments of Loans during the period	-	-	-	-	-	-
	Net loan - Closing	26,000.00	26,500.00	26,500.00	26,500.00	26,500.00	26,500.00
	Average Net Loan	13,500.00	27,250.00	26,500.00	26,500.00	26,500.00	26,500.00
	Rate of interest on Loan	7.8333%	8.4227%	8.9500%	8.9500%	7.7333%	7.9800%
	Interest on Loan Annualized	984.45	1,760.17	1,788.25	1,788.25	1,183.87	2,548.80
	HDFC Bank Limited-IX - 01- Repayment start from 30.06.2024 - 12Y						
	Gross loan - Opening	-	-	1,025.00	1,025.00	1,025.00	1,025.00
	Cumulative repayments of Loans upto previous period	-	-	-	-	-	-
	Net loan - Opening	-	-	1,025.00	1,025.00	1,025.00	1,025.00
	Increase/ Decrease due to REPO	-					
	Increase/ Decrease due to ACE/Drawl during the period	-	1,025.00	-	-	-	-
	Total	-	1,025.00	1,025.00	1,025.00	1,025.00	1,025.00
	Repayments of Loans during the period	-	-	-	-	-	-
	Net loan - Closing	-	1,025.00	1,025.00	1,025.00	1,025.00	1,025.00
	Average Net Loan	-	1,012.50	1,025.00	1,025.00	1,025.00	1,025.00
	Rate of interest on Loan	0.0000%	8.0259%	8.9500%	8.9500%	7.7333%	7.9800%
	Interest on Loan Annualized	-	81.31	110.48	110.48	146.48	161.19
	HDFC Bank Limited-IX - 05- Repayment start from 30.06.2024 - 12Y						
	Gross loan - Opening	-	-	5,000.00	5,000.00	5,000.00	5,000.00
	Cumulative repayments of Loans upto previous period	-	-	-	-	-	-
	Net loan - Opening	-	-	5,000.00	5,000.00	5,000.00	5,000.00
	Increase/ Decrease due to REPO	-					
	Increase/ Decrease due to ACE/Drawl during the period	-	5,000.00	-	-	-	-
	Total	-	5,000.00	5,000.00	5,000.00	5,000.00	5,000.00
	Repayments of Loans during the period	-	-	-	-	-	-
	Net loan - Closing	-	5,000.00	5,000.00	5,000.00	5,000.00	5,000.00
	Average Net Loan	-	2,500.00	5,000.00	5,000.00	5,000.00	5,000.00
	Rate of interest on Loan	0.0000%	8.1333%	8.9500%	8.9500%	7.7333%	7.9800%
	Interest on Loan Annualized	-	154.53	387.50	387.50	361.67	399.00
	HDFC Bank Limited-IX - 07- Repayment start from 30.06.2024 - 12Y						
	Gross loan - Opening	-	-	5,000.00	5,000.00	5,000.00	5,000.00
	Cumulative repayments of Loans upto previous period	-	-	-	-	-	-
	Net loan - Opening	-	-	5,000.00	5,000.00	5,000.00	5,000.00
	Increase/ Decrease due to REPO	-					
	Increase/ Decrease due to ACE/Drawl during the period	-	5,000.00	-	-	-	-
	Total	-	5,000.00	5,000.00	5,000.00	5,000.00	5,000.00
	Repayments of Loans during the period	-	-	-	-	-	-
	Net loan - Closing	-	5,000.00	5,000.00	5,000.00	5,000.00	5,000.00

	Average Net Loan	-	2,500.00	5,000.00	5,000.00	5,000.00	5,000.00
	Rate of Interest on Loan	0.0000%	6.0000%	8.9500%	8.9500%	7.7333%	7.9800%
	Interest on Loan Annualized	-	150.48	447.50	447.50	386.67	399.00
	HDFC Bank Limited-IX - D9- Repayment start from 30.06.2024 - 12Y						
	Gross loan - Opening	-	-	2,500.00	2,500.00	2,500.00	2,500.00
	Cumulative repayments of Loans upto previous period	-	-	-	-	-	-
	Net loan - Opening	-	-	2,500.00	2,500.00	2,500.00	2,500.00
	Increase/ Decrease due to REPI	-					
	Increase/ Decrease due to ACE/Drawl during the period	-	2,500.00	-	-	-	-
	Total	-	2,500.00	2,500.00	2,500.00	2,500.00	2,500.00
	Repayments of Loans during the period	-	-	-	-	-	-
	Net loan - Closing	-	2,500.00	2,500.00	2,500.00	2,500.00	2,500.00
	Average Net Loan	-	1,250.00	2,500.00	2,500.00	2,500.00	2,500.00
	Rate of Interest on Loan	0.0000%	6.0000%	8.9500%	8.9500%	7.7333%	7.9800%
	Interest on Loan Annualized	-	75.24	223.75	223.75	193.33	199.50
	HDFC Bank Limited-IX - D10- Repayment start from 30.06.2024 - 12Y						
	Gross loan - Opening	-	-	5,000.00	5,000.00	5,000.00	5,000.00
	Cumulative repayments of Loans upto previous period	-	-	-	-	-	-
	Net loan - Opening	-	-	5,000.00	5,000.00	5,000.00	5,000.00
	Increase/ Decrease due to REPI	-					
	Increase/ Decrease due to ACE/Drawl during the period	-	5,000.00	-	-	-	-
	Total	-	5,000.00	5,000.00	5,000.00	5,000.00	5,000.00
	Repayments of Loans during the period	-	-	-	-	-	-
	Net loan - Closing	-	5,000.00	5,000.00	5,000.00	5,000.00	5,000.00
	Average Net Loan	-	2,500.00	5,000.00	5,000.00	5,000.00	5,000.00
	Rate of Interest on Loan	0.0000%	6.0000%	8.9500%	8.9500%	7.7333%	7.9800%
	Interest on Loan Annualized	-	150.48	447.50	447.50	386.67	399.00
	HDFC Bank Limited-IX - Repayment start from 30.06.2024 - 12Y- Total						
	Gross loan - Opening	-	-	10,000.00	10,000.00	10,000.00	10,000.00
	Cumulative repayments of Loans upto previous period	-	-	-	-	-	-
	Net loan - Opening	-	-	10,000.00	10,000.00	10,000.00	10,000.00
	Increase/ Decrease due to REPI	-	-	-	-	-	-
	Increase/ Decrease due to ACE/Drawl during the period	-	10,000.00	-	-	-	-
	Total	-	10,000.00	10,000.00	10,000.00	10,000.00	10,000.00
	Repayments of Loans during the period	-	-	-	-	-	-
	Net loan - Closing	-	10,000.00	10,000.00	10,000.00	10,000.00	10,000.00
	Average Net Loan	-	5,000.00	10,000.00	10,000.00	10,000.00	10,000.00
	Rate of Interest on Loan	0.0000%	6.0000%	8.9500%	8.9500%	7.7333%	7.9800%
	Interest on Loan Annualized	-	300.95	1,181.74	1,181.74	1,421.33	1,594.13
	IDCI-IV - Repayment start from 16.02.2023 - 9Y- Total						
	Gross loan - Opening	22,772.00	22,772.00	22,772.00	22,772.00	22,772.00	22,772.00
	Cumulative repayments of Loans upto previous period	22,772.00	22,772.00	22,772.00	22,772.00	22,772.00	22,772.00
	Net loan - Opening	-	-	-	-	-	-
	Increase/ Decrease due to REPI	-	-	-	-	-	-
	Increase/ Decrease due to ACE/Drawl during the period	-	-	-	-	-	-
	Total	-	-	-	-	-	-
	Repayments of Loans during the period	-	-	-	-	-	-
	Net loan - Closing	-	-	-	-	-	-
	Average Net Loan	-	-	-	-	-	-
	Rate of Interest on Loan	0.0000%	0.0000%	0.0000%	0.0000%	0.0000%	0.0000%
	Interest on Loan Annualized	-	-	-	-	-	-
	IDCI-IV - D3- Repayment start from 16.02.2023 - 9Y						
	Gross loan - Opening	3,700.00	3,700.00	3,700.00	3,700.00	3,700.00	3,700.00
	Cumulative repayments of Loans upto previous period	3,700.00	3,700.00	3,700.00	3,700.00	3,700.00	3,700.00
	Net loan - Opening	-	-	-	-	-	-
	Increase/ Decrease due to REPI	-					
	Increase/ Decrease due to ACE/Drawl during the period	-	-	-	-	-	-
	Total	-	-	-	-	-	-
	Repayments of Loans during the period	-	-	-	-	-	-
	Net loan - Closing	-	-	-	-	-	-
	Average Net Loan	-	-	-	-	-	-
	Rate of Interest on Loan	0.0000%	6.0000%	6.0000%	6.0000%	6.0000%	6.0000%
	Interest on Loan Annualized	-	-	-	-	-	-
	IDCI-IV - D5- Repayment start from 16.02.2023 - 9Y						
	Gross loan - Opening	5,500.00	5,500.00	5,500.00	5,500.00	5,500.00	5,500.00
	Cumulative repayments of Loans upto previous period	5,500.00	5,500.00	5,500.00	5,500.00	5,500.00	5,500.00
	Net loan - Opening	-	-	-	-	-	-
	Increase/ Decrease due to REPI	-					
	Increase/ Decrease due to ACE/Drawl during the period	-	-	-	-	-	-
	Total	-	-	-	-	-	-
	Repayments of Loans during the period	-	-	-	-	-	-
	Net loan - Closing	-	-	-	-	-	-
	Average Net Loan	-	-	-	-	-	-
	Rate of Interest on Loan	0.0000%	6.0000%	6.0000%	6.0000%	6.0000%	6.0000%
	Interest on Loan Annualized	-	-	-	-	-	-
	IDCI-IV - D6- Repayment start from 16.02.2023 - 9Y						
	Gross loan - Opening	3,000.00	3,000.00	3,000.00	3,000.00	3,000.00	3,000.00
	Cumulative repayments of Loans upto previous period	3,000.00	3,000.00	3,000.00	3,000.00	3,000.00	3,000.00
	Net loan - Opening	-	-	-	-	-	-
	Increase/ Decrease due to REPI	-					
	Increase/ Decrease due to ACE/Drawl during the period	-	-	-	-	-	-
	Total	-	-	-	-	-	-
	Repayments of Loans during the period	-	-	-	-	-	-
	Net loan - Closing	-	-	-	-	-	-
	Average Net Loan	-	-	-	-	-	-
	Rate of Interest on Loan	0.0000%	6.0000%	6.0000%	6.0000%	6.0000%	6.0000%
	Interest on Loan Annualized	-	-	-	-	-	-
	IDCI-IV - D8- Repayment start from 16.02.2023 - 9Y						
	Gross loan - Opening	5,000.00	5,000.00	5,000.00	5,000.00	5,000.00	5,000.00
	Cumulative repayments of Loans upto previous period	5,000.00	5,000.00	5,000.00	5,000.00	5,000.00	5,000.00
	Net loan - Opening	-	-	-	-	-	-
	Increase/ Decrease due to REPI	-					

	Increase/ Decrease due to ACE/Devl during the period	-	-	-	-	-	-
	Total	-	-	-	-	-	-
	Repayments of Loans during the period	-	-	-	-	-	-
	Net loan - Closing	-	-	-	-	-	-
	Average Net Loan	-	-	-	-	-	-
	Rate of interest on Loan	8.6000%	8.6000%	8.6000%	8.6000%	8.6000%	8.6000%
	Interest on Loan Annualized	-	-	-	-	-	-
	IDO-IV - D6- Repayment start from 16.02.2023 - 8Y						
	Gross loan - Opening	2,500.00	2,500.00	2,500.00	2,500.00	2,500.00	2,500.00
	Cumulative repayments of Loans upto previous period	2,500.00	2,500.00	2,500.00	2,500.00	2,500.00	2,500.00
	Net loan - Opening	-	-	-	-	-	-
	Increase/ Decrease due to PEFI	-					
	Increase/ Decrease due to ACE/Devl during the period	-	-	-	-	-	-
	Total	-	-	-	-	-	-
	Repayments of Loans during the period	-	-	-	-	-	-
	Net loan - Closing	-	-	-	-	-	-
	Average Net Loan	-	-	-	-	-	-
	Rate of interest on Loan	8.6000%	8.6000%	8.6000%	8.6000%	8.6000%	8.6000%
	Interest on Loan Annualized	-	-	-	-	-	-
	IDO-IV - D10- Repayment start from 16.02.2023 - 8Y						
	Gross loan - Opening	1,072.00	1,072.00	1,072.00	1,072.00	1,072.00	1,072.00
	Cumulative repayments of Loans upto previous period	1,072.00	1,072.00	1,072.00	1,072.00	1,072.00	1,072.00
	Net loan - Opening	-	-	-	-	-	-
	Increase/ Decrease due to PEFI	-					
	Increase/ Decrease due to ACE/Devl during the period	-	-	-	-	-	-
	Total	-	-	-	-	-	-
	Repayments of Loans during the period	-	-	-	-	-	-
	Net loan - Closing	-	-	-	-	-	-
	Average Net Loan	-	-	-	-	-	-
	Rate of interest on Loan	8.6000%	8.6000%	8.6000%	8.6000%	8.6000%	8.6000%
	Interest on Loan Annualized	-	-	-	-	-	-
	IDO-VI - Repayment start from 11.09.2024 - 8Y- Total						
	Gross loan - Opening	25,900.00	25,900.00	25,900.00	25,900.00	25,900.00	25,900.00
	Cumulative repayments of Loans upto previous period	25,900.00	25,900.00	25,900.00	25,900.00	25,900.00	25,900.00
	Net loan - Opening	-	-	-	-	-	-
	Increase/ Decrease due to PEFI	-	-	-	-	-	-
	Increase/ Decrease due to ACE/Devl during the period	-	-	-	-	-	-
	Total	-	-	-	-	-	-
	Repayments of Loans during the period	-	-	-	-	-	-
	Net loan - Closing	-	-	-	-	-	-
	Average Net Loan	-	-	-	-	-	-
	Rate of interest on Loan	8.6000%	8.6000%	8.6000%	8.6000%	8.6000%	8.6000%
	Interest on Loan Annualized	-	-	-	-	-	-
	IDO-VI - D5- Repayment start from 11.09.2024 - 8Y						
	Gross loan - Opening	7,500.00	7,500.00	7,500.00	7,500.00	7,500.00	7,500.00
	Cumulative repayments of Loans upto previous period	7,500.00	7,500.00	7,500.00	7,500.00	7,500.00	7,500.00
	Net loan - Opening	-	-	-	-	-	-
	Increase/ Decrease due to PEFI	-					
	Increase/ Decrease due to ACE/Devl during the period	-	-	-	-	-	-
	Total	-	-	-	-	-	-
	Repayments of Loans during the period	-	-	-	-	-	-
	Net loan - Closing	-	-	-	-	-	-
	Average Net Loan	-	-	-	-	-	-
	Rate of interest on Loan	8.6000%	8.6000%	8.6000%	8.6000%	8.6000%	8.6000%
	Interest on Loan Annualized	-	-	-	-	-	-
	IDO-VI - D8- Repayment start from 11.09.2024 - 8Y						
	Gross loan - Opening	4,000.00	4,000.00	4,000.00	4,000.00	4,000.00	4,000.00
	Cumulative repayments of Loans upto previous period	4,000.00	4,000.00	4,000.00	4,000.00	4,000.00	4,000.00
	Net loan - Opening	-	-	-	-	-	-
	Increase/ Decrease due to PEFI	-					
	Increase/ Decrease due to ACE/Devl during the period	-	-	-	-	-	-
	Total	-	-	-	-	-	-
	Repayments of Loans during the period	-	-	-	-	-	-
	Net loan - Closing	-	-	-	-	-	-
	Average Net Loan	-	-	-	-	-	-
	Rate of interest on Loan	8.6000%	8.6000%	8.6000%	8.6000%	8.6000%	8.6000%
	Interest on Loan Annualized	-	-	-	-	-	-
	IDO-VI - D7- Repayment start from 11.09.2024 - 8Y						
	Gross loan - Opening	4,400.00	4,400.00	4,400.00	4,400.00	4,400.00	4,400.00
	Cumulative repayments of Loans upto previous period	4,400.00	4,400.00	4,400.00	4,400.00	4,400.00	4,400.00
	Net loan - Opening	-	-	-	-	-	-
	Increase/ Decrease due to PEFI	-					
	Increase/ Decrease due to ACE/Devl during the period	-	-	-	-	-	-
	Total	-	-	-	-	-	-
	Repayments of Loans during the period	-	-	-	-	-	-
	Net loan - Closing	-	-	-	-	-	-
	Average Net Loan	-	-	-	-	-	-
	Rate of interest on Loan	8.6000%	8.6000%	8.6000%	8.6000%	8.6000%	8.6000%
	Interest on Loan Annualized	-	-	-	-	-	-
	IDO-VI - D9- Repayment start from 11.09.2024 - 8Y						
	Gross loan - Opening	10,000.00	10,000.00	10,000.00	10,000.00	10,000.00	10,000.00
	Cumulative repayments of Loans upto previous period	10,000.00	10,000.00	10,000.00	10,000.00	10,000.00	10,000.00
	Net loan - Opening	-	-	-	-	-	-
	Increase/ Decrease due to PEFI	-					
	Increase/ Decrease due to ACE/Devl during the period	-	-	-	-	-	-
	Total	-	-	-	-	-	-
	Repayments of Loans during the period	-	-	-	-	-	-
	Net loan - Closing	-	-	-	-	-	-
	Average Net Loan	-	-	-	-	-	-
	Rate of interest on Loan	8.6000%	8.6000%	8.6000%	8.6000%	8.6000%	8.6000%
	Interest on Loan Annualized	-	-	-	-	-	-

	IDFC-II - D3- Repayment start from 15.04.2020 - 10Y						
	Gross loan - Opening	3,500.00	3,500.00	3,500.00	3,500.00	3,500.00	3,500.00
	Cumulative repayments of Loans upto previous period	3,500.00	3,500.00	3,500.00	3,500.00	3,500.00	3,500.00
	Net loan - Opening	-	-	-	-	-	-
	Increase/ Decrease due to REFI	-					
	Increase/ Decrease due to ACE/Drawl during the period	-	-	-	-	-	-
	Total	-	-	-	-	-	-
	Repayments of Loans during the period	-	-	-	-	-	-
	Net loan - Closing	-	-	-	-	-	-
	Average Net Loan	-	-	-	-	-	-
	Rate of interest on Loan	0.0000%	0.0000%	0.0000%	0.0000%	0.0000%	0.0000%
	Interest on Loan Annualized	-	-	-	-	-	-
	IDFC-IV - Repayment start from 12.02.2020 - 9Y- Total						
	Gross loan - Opening	7,500.00	7,500.00	7,500.00	7,500.00	7,500.00	7,500.00
	Cumulative repayments of Loans upto previous period	7,500.00	7,500.00	7,500.00	7,500.00	7,500.00	7,500.00
	Net loan - Opening	-	-	-	-	-	-
	Increase/ Decrease due to REFI	-	-	-	-	-	-
	Increase/ Decrease due to ACE/Drawl during the period	-	-	-	-	-	-
	Total	-	-	-	-	-	-
	Repayments of Loans during the period	-	-	-	-	-	-
	Net loan - Closing	-	-	-	-	-	-
	Average Net Loan	-	-	-	-	-	-
	Rate of interest on Loan	0.0000%	0.0000%	0.0000%	0.0000%	0.0000%	0.0000%
	Interest on Loan Annualized	-	-	-	-	-	-
	IDFC-IV - D3- Repayment start from 12.02.2020 - 9Y						
	Gross loan - Opening	5,000.00	5,000.00	5,000.00	5,000.00	5,000.00	5,000.00
	Cumulative repayments of Loans upto previous period	5,000.00	5,000.00	5,000.00	5,000.00	5,000.00	5,000.00
	Net loan - Opening	-	-	-	-	-	-
	Increase/ Decrease due to REFI	-					
	Increase/ Decrease due to ACE/Drawl during the period	-	-	-	-	-	-
	Total	-	-	-	-	-	-
	Repayments of Loans during the period	-	-	-	-	-	-
	Net loan - Closing	-	-	-	-	-	-
	Average Net Loan	-	-	-	-	-	-
	Rate of interest on Loan	0.0000%	0.0000%	0.0000%	0.0000%	0.0000%	0.0000%
	Interest on Loan Annualized	-	-	-	-	-	-
	IDFC-IV - D4- Repayment start from 12.02.2020 - 9Y						
	Gross loan - Opening	2,500.00	2,500.00	2,500.00	2,500.00	2,500.00	2,500.00
	Cumulative repayments of Loans upto previous period	2,500.00	2,500.00	2,500.00	2,500.00	2,500.00	2,500.00
	Net loan - Opening	-	-	-	-	-	-
	Increase/ Decrease due to REFI	-					
	Increase/ Decrease due to ACE/Drawl during the period	-	-	-	-	-	-
	Total	-	-	-	-	-	-
	Repayments of Loans during the period	-	-	-	-	-	-
	Net loan - Closing	-	-	-	-	-	-
	Average Net Loan	-	-	-	-	-	-
	Rate of interest on Loan	0.0000%	0.0000%	0.0000%	0.0000%	0.0000%	0.0000%
	Interest on Loan Annualized	-	-	-	-	-	-
	Jammu and Kashmir Bank II - D2- Repayment start from 18.12.2018 - 10Y						
	Gross loan - Opening	5,000.00	5,000.00	5,000.00	5,000.00	5,000.00	5,000.00
	Cumulative repayments of Loans upto previous period	500.00	1,000.00	1,500.00	2,000.00	2,500.00	3,000.00
	Net loan - Opening	4,500.00	4,000.00	3,500.00	3,000.00	2,500.00	2,000.00
	Increase/ Decrease due to REFI	-					
	Increase/ Decrease due to ACE/Drawl during the period	-	-	-	-	-	-
	Total	4,500.00	4,000.00	3,500.00	3,000.00	2,500.00	2,000.00
	Repayments of Loans during the period	500.00	500.00	-	500.00	500.00	500.00
	Net loan - Closing	4,000.00	3,500.00	3,500.00	2,500.00	2,000.00	1,500.00
	Average Net Loan	4,250.00	3,750.00	3,500.00	3,250.00	2,750.00	2,250.00
	Rate of interest on Loan	7.8500%	8.7133%	8.8800%	8.8800%	8.8945%	7.8800%
	Interest on Loan Annualized	333.56	351.75	328.60	191.10	191.55	178.53
	Jammu and Kashmir Bank II - D4- Repayment start from 18.12.2018 - 10Y						
	Gross loan - Opening	5,000.00	5,000.00	5,000.00	5,000.00	5,000.00	5,000.00
	Cumulative repayments of Loans upto previous period	500.00	1,000.00	1,500.00	2,000.00	2,500.00	3,000.00
	Net loan - Opening	4,500.00	4,000.00	3,500.00	3,000.00	2,500.00	2,000.00
	Increase/ Decrease due to REFI	-					
	Increase/ Decrease due to ACE/Drawl during the period	-	-	-	-	-	-
	Total	4,500.00	4,000.00	3,500.00	3,000.00	2,500.00	2,000.00
	Repayments of Loans during the period	500.00	500.00	-	500.00	500.00	500.00
	Net loan - Closing	4,000.00	3,500.00	3,500.00	2,500.00	2,000.00	1,500.00
	Average Net Loan	4,250.00	3,750.00	3,500.00	3,250.00	2,750.00	2,250.00
	Rate of interest on Loan	7.8500%	8.7133%	8.8800%	8.8800%	8.8945%	7.8800%
	Interest on Loan Annualized	333.56	351.75	328.60	191.10	191.55	178.53
	Jammu and Kashmir Bank II - Repayment start from 18.12.2018 - 10Y- Total						
	Gross loan - Opening	10,000.00	10,000.00	10,000.00	10,000.00	10,000.00	10,000.00
	Cumulative repayments of Loans upto previous period	1,000.00	2,000.00	3,000.00	4,000.00	5,000.00	6,000.00
	Net loan - Opening	9,000.00	8,000.00	7,000.00	6,000.00	5,000.00	4,000.00
	Increase/ Decrease due to REFI	-	-	-	-	-	-
	Increase/ Decrease due to ACE/Drawl during the period	-	-	-	-	-	-
	Total	9,000.00	8,000.00	7,000.00	6,000.00	5,000.00	4,000.00
	Repayments of Loans during the period	1,000.00	1,000.00	-	1,000.00	1,000.00	1,000.00
	Net loan - Closing	8,000.00	7,000.00	7,000.00	5,000.00	4,000.00	3,000.00
	Average Net Loan	8,500.00	7,500.00	7,000.00	6,500.00	5,500.00	4,500.00
	Rate of interest on Loan	7.8500%	8.7133%	8.8800%	8.8800%	8.8945%	7.8800%
	Interest on Loan Annualized	670.71	628.48	411.60	382.20	384.73	359.10
	Oriental Bank of Commerce-II - Repayment start from 11.12.2021 - 9Y						
	Gross loan - Opening	10,000.00	10,000.00	10,000.00	10,000.00	10,000.00	10,000.00
	Cumulative repayments of Loans upto previous period	10,000.00	10,000.00	10,000.00	10,000.00	10,000.00	10,000.00
	Net loan - Opening	-	-	-	-	-	-
	Increase/ Decrease due to REFI	-					
	Increase/ Decrease due to ACE/Drawl during the period	-	-	-	-	-	-
	Total	-	-	-	-	-	-

	Repayments of Loans during the period	-	-	-	-	-	-
	Net loan - Closing	-	-	-	-	-	-
	Average Net Loan	-	-	-	-	-	-
	Rate of interest on Loan	0.0000%	0.0000%	0.0000%	0.0000%	0.0000%	0.0000%
	Interest on Loan Annualized	-	-	-	-	-	-
	State Bank of India-VIII -C0- Repayment start from 31.01.2022 - 9Y						
	Gross loan - Opening	10,000.00	10,000.00	10,000.00	10,000.00	10,000.00	10,000.00
	Cumulative repayments of Loans upto previous period	-	-	-	-	1,111.11	2,222.22
	Net loan - Opening	10,000.00	10,000.00	10,000.00	10,000.00	8,888.89	7,777.78
	Increase/ Decrease due to REPI	-					
	Increase/ Decrease due to ACE/Drawl during the period	-	-	-	-	-	-
	Total	10,000.00	10,000.00	10,000.00	10,000.00	8,888.89	7,777.78
	Repayments of Loans during the period	-	-	-	1,111.11	1,111.11	1,111.11
	Net loan - Closing	10,000.00	10,000.00	10,000.00	8,888.89	7,777.78	6,666.67
	Average Net Loan	10,000.00	10,000.00	10,000.00	9,444.44	8,333.33	7,222.22
	Rate of interest on Loan	7.5750%	8.5751%	8.6500%	8.6500%	7.2100%	8.1262%
	Interest on Loan Annualized	757.50	857.51	865.00	816.94	600.80	586.93
	State Bank of India-VIII -C0- Repayment start from 31.01.2022 - 9Y						
	Gross loan - Opening	20,000.00	20,000.00	20,000.00	20,000.00	20,000.00	20,000.00
	Cumulative repayments of Loans upto previous period	-	-	-	-	2,222.22	4,444.44
	Net loan - Opening	20,000.00	20,000.00	20,000.00	20,000.00	17,777.78	15,555.56
	Increase/ Decrease due to REPI	-					
	Increase/ Decrease due to ACE/Drawl during the period	-	-	-	-	-	-
	Total	20,000.00	20,000.00	20,000.00	20,000.00	17,777.78	15,555.56
	Repayments of Loans during the period	-	-	-	2,222.22	2,222.22	2,222.22
	Net loan - Closing	20,000.00	20,000.00	20,000.00	17,777.78	15,555.56	13,333.33
	Average Net Loan	20,000.00	20,000.00	20,000.00	18,888.89	16,666.67	14,444.44
	Rate of interest on Loan	7.5750%	8.5751%	8.6500%	8.6500%	7.2100%	8.1262%
	Interest on Loan Annualized	1,515.00	1,715.02	1,730.00	1,633.89	1,201.60	1,173.73
	State Bank of India-VIII -C4- Repayment start from 31.01.2022 - 9Y						
	Gross loan - Opening	12,500.00	12,500.00	12,500.00	12,500.00	12,500.00	12,500.00
	Cumulative repayments of Loans upto previous period	-	-	-	-	1,388.89	2,777.78
	Net loan - Opening	12,500.00	12,500.00	12,500.00	12,500.00	11,111.11	9,722.22
	Increase/ Decrease due to REPI	-					
	Increase/ Decrease due to ACE/Drawl during the period	-	-	-	-	-	-
	Total	12,500.00	12,500.00	12,500.00	12,500.00	11,111.11	9,722.22
	Repayments of Loans during the period	-	-	-	1,388.89	1,388.89	1,388.89
	Net loan - Closing	12,500.00	12,500.00	12,500.00	11,111.11	9,722.22	8,333.33
	Average Net Loan	12,500.00	12,500.00	12,500.00	11,805.56	10,416.67	9,027.78
	Rate of interest on Loan	7.5750%	8.5751%	8.6500%	8.6500%	7.2100%	8.1262%
	Interest on Loan Annualized	946.81	1,071.89	1,081.25	1,021.07	751.13	733.83
	State Bank of India-VIII -C5- Repayment start from 31.01.2022 - 9Y						
	Gross loan - Opening	15,500.00	15,500.00	15,500.00	15,500.00	15,500.00	15,500.00
	Cumulative repayments of Loans upto previous period	-	-	-	-	1,722.22	3,444.44
	Net loan - Opening	15,500.00	15,500.00	15,500.00	15,500.00	13,777.78	12,055.56
	Increase/ Decrease due to REPI	-					
	Increase/ Decrease due to ACE/Drawl during the period	-	-	-	-	-	-
	Total	15,500.00	15,500.00	15,500.00	15,500.00	13,777.78	12,055.56
	Repayments of Loans during the period	-	-	-	1,722.22	1,722.22	1,722.22
	Net loan - Closing	15,500.00	15,500.00	15,500.00	13,777.78	12,055.56	10,333.33
	Average Net Loan	15,500.00	15,500.00	15,500.00	14,638.89	12,916.67	11,194.44
	Rate of interest on Loan	7.5750%	8.5751%	8.6500%	8.6500%	7.2100%	8.1262%
	Interest on Loan Annualized	1,173.92	1,328.65	1,340.75	1,266.43	931.42	909.89
	State Bank of India-VIII -C7- Repayment start from 31.01.2022 - 9Y						
	Gross loan - Opening	2,900.00	2,900.00	2,900.00	2,900.00	2,900.00	2,900.00
	Cumulative repayments of Loans upto previous period	-	-	-	-	322.22	644.44
	Net loan - Opening	2,900.00	2,900.00	2,900.00	2,900.00	2,577.78	2,255.56
	Increase/ Decrease due to REPI	-					
	Increase/ Decrease due to ACE/Drawl during the period	-	-	-	-	-	-
	Total	2,900.00	2,900.00	2,900.00	2,900.00	2,577.78	2,255.56
	Repayments of Loans during the period	-	-	-	322.22	322.22	322.22
	Net loan - Closing	2,900.00	2,900.00	2,900.00	2,577.78	2,255.56	1,933.33
	Average Net Loan	2,900.00	2,900.00	2,900.00	2,738.89	2,416.67	2,094.44
	Rate of interest on Loan	7.5750%	8.5751%	8.6500%	8.6500%	7.2100%	8.1262%
	Interest on Loan Annualized	219.65	248.58	250.85	236.94	174.28	170.20
	State Bank of India-VIII -C8- Repayment start from 31.01.2022 - 9Y						
	Gross loan - Opening	4,900.00	4,900.00	4,900.00	4,900.00	4,900.00	4,900.00
	Cumulative repayments of Loans upto previous period	-	-	-	-	544.44	1,088.89
	Net loan - Opening	4,900.00	4,900.00	4,900.00	4,900.00	4,355.56	3,811.11
	Increase/ Decrease due to REPI	-					
	Increase/ Decrease due to ACE/Drawl during the period	-	-	-	-	-	-
	Total	4,900.00	4,900.00	4,900.00	4,900.00	4,355.56	3,811.11
	Repayments of Loans during the period	-	-	-	544.44	544.44	544.44
	Net loan - Closing	4,900.00	4,900.00	4,900.00	4,355.56	3,811.11	3,266.67
	Average Net Loan	4,900.00	4,900.00	4,900.00	4,627.78	4,083.33	3,538.89
	Rate of interest on Loan	7.5750%	8.5751%	8.6500%	8.6500%	7.2100%	8.1262%
	Interest on Loan Annualized	371.07	420.18	423.85	400.24	294.44	287.58
	State Bank of India-VIII -C11- Repayment start from 31.01.2022 - 9Y						
	Gross loan - Opening	7,200.00	7,200.00	7,200.00	7,200.00	7,200.00	7,200.00
	Cumulative repayments of Loans upto previous period	-	-	-	-	800.00	1,600.00
	Net loan - Opening	7,200.00	7,200.00	7,200.00	7,200.00	6,400.00	5,600.00
	Increase/ Decrease due to REPI	-					
	Increase/ Decrease due to ACE/Drawl during the period	-	-	-	-	-	-
	Total	7,200.00	7,200.00	7,200.00	7,200.00	6,400.00	5,600.00
	Repayments of Loans during the period	-	-	-	800.00	800.00	800.00
	Net loan - Closing	7,200.00	7,200.00	7,200.00	6,400.00	5,600.00	4,800.00
	Average Net Loan	7,200.00	7,200.00	7,200.00	6,800.00	6,000.00	5,200.00
	Rate of interest on Loan	7.5750%	8.5751%	8.6500%	8.6500%	7.2100%	8.1262%
	Interest on Loan Annualized	545.14	488.01	478.83	482.20	482.88	422.56
	State Bank of India-VIII -C12- Repayment start from 31.01.2022 - 9Y						
	Gross loan - Opening	5,600.00	5,600.00	5,600.00	5,600.00	5,600.00	5,600.00

	Cumulative repayments of Loans upto previous period	-	-	-	-	833.33	1,244.44
	Net loan - Opening	5,800.00	5,800.00	5,800.00	5,800.00	4,977.78	4,555.56
	Increase/ Decrease due to FERI	-					
	Increase/ Decrease due to ACE/Drawl during the period	-	-	-	-	-	-
	Total	5,800.00	5,800.00	5,800.00	5,800.00	4,977.78	4,555.56
	Repayments of Loans during the period	-	-	-	833.33	833.33	833.33
	Net loan - Closing	5,800.00	5,800.00	5,800.00	4,977.78	4,555.56	3,755.53
	Average Net Loan	5,800.00	5,800.00	5,800.00	5,388.89	4,866.67	4,044.44
	Rate of Interest on Loan	7.6788%	8.8751%	8.8600%	8.8500%	7.2100%	8.1282%
	Interest on Loan Annualized	441.11	588.01	572.40	551.71	338.51	328.66
	State Bank of India-VIII -013- Repayment start from 31.01.2022 - 9Y						
	Gross loan - Opening	5,000.00	5,000.00	5,000.00	5,000.00	5,000.00	5,000.00
	Cumulative repayments of Loans upto previous period	-	-	-	-	555.56	1,111.11
	Net loan - Opening	5,000.00	5,000.00	5,000.00	5,000.00	4,444.44	3,888.89
	Increase/ Decrease due to FERI	-					
	Increase/ Decrease due to ACE/Drawl during the period	-	-	-	-	-	-
	Total	5,000.00	5,000.00	5,000.00	5,000.00	4,444.44	3,888.89
	Repayments of Loans during the period	-	-	-	555.56	555.56	555.56
	Net loan - Closing	5,000.00	5,000.00	5,000.00	4,444.44	3,888.89	3,333.33
	Average Net Loan	5,000.00	5,000.00	5,000.00	4,722.22	4,166.67	3,611.11
	Rate of Interest on Loan	7.6788%	8.8751%	8.8600%	8.8500%	7.2100%	8.1282%
	Interest on Loan Annualized	383.59	548.78	553.93	534.05	300.46	288.54
	State Bank of India-VIII -015- Repayment start from 31.01.2022 - 9Y						
	Gross loan - Opening	2,000.00	2,000.00	2,000.00	2,000.00	2,000.00	2,000.00
	Cumulative repayments of Loans upto previous period	-	-	-	-	222.22	444.44
	Net loan - Opening	2,000.00	2,000.00	2,000.00	2,000.00	1,777.78	1,555.56
	Increase/ Decrease due to FERI	-					
	Increase/ Decrease due to ACE/Drawl during the period	-	-	-	-	-	-
	Total	2,000.00	2,000.00	2,000.00	2,000.00	1,777.78	1,555.56
	Repayments of Loans during the period	-	-	-	222.22	222.22	222.22
	Net loan - Closing	2,000.00	2,000.00	2,000.00	1,777.78	1,555.56	1,333.33
	Average Net Loan	2,000.00	2,000.00	2,000.00	1,888.89	1,666.67	1,444.44
	Rate of Interest on Loan	7.6788%	8.8751%	8.8600%	8.8500%	7.2100%	8.1282%
	Interest on Loan Annualized	137.54	197.50	193.00	193.61	120.18	117.38
	State Bank of India-VIII -014- Repayment start from 31.01.2022 - 9Y						
	Gross loan - Opening	25,000.00	25,000.00	25,000.00	25,000.00	25,000.00	25,000.00
	Cumulative repayments of Loans upto previous period	-	-	-	-	2,777.78	5,555.56
	Net loan - Opening	25,000.00	25,000.00	25,000.00	25,000.00	22,222.22	19,444.44
	Increase/ Decrease due to FERI	-					
	Increase/ Decrease due to ACE/Drawl during the period	-	-	-	-	-	-
	Total	25,000.00	25,000.00	25,000.00	25,000.00	22,222.22	19,444.44
	Repayments of Loans during the period	-	-	-	2,777.78	2,777.78	2,777.78
	Net loan - Closing	25,000.00	25,000.00	25,000.00	22,222.22	19,444.44	16,666.67
	Average Net Loan	25,000.00	25,000.00	25,000.00	23,611.11	20,833.33	18,055.56
	Rate of Interest on Loan	7.6788%	8.8751%	8.8600%	8.8500%	7.2100%	8.1282%
	Interest on Loan Annualized	1,969.22	2,716.78	2,662.90	2,570.14	1,502.59	1,467.24
	State Bank of India-VIII - Repayment start from 31.01.2022 - 9Y- Total						
	Gross loan - Opening	1,10,800.00	1,10,800.00	1,10,800.00	1,10,800.00	1,10,800.00	1,10,800.00
	Cumulative repayments of Loans upto previous period	-	-	-	-	12,288.89	24,577.78
	Net loan - Opening	1,10,800.00	1,10,800.00	1,10,800.00	1,10,800.00	98,511.11	86,222.22
	Increase/ Decrease due to FERI	-	-	-	-	-	-
	Increase/ Decrease due to ACE/Drawl during the period	-	-	-	-	-	-
	Total	1,10,800.00	1,10,800.00	1,10,800.00	1,10,800.00	98,511.11	86,222.22
	Repayments of Loans during the period	-	-	-	12,288.89	12,288.89	12,288.89
	Net loan - Closing	1,10,800.00	1,10,800.00	1,10,800.00	98,511.11	86,222.22	73,933.33
	Average Net Loan	1,10,800.00	1,10,800.00	1,10,800.00	1,04,655.56	92,366.67	80,077.78
	Rate of Interest on Loan	7.6788%	8.8751%	8.8600%	8.8500%	7.2100%	8.1282%
	Interest on Loan Annualized	8,711.84	12,605.60	12,554.90	12,948.28	8,845.97	8,481.05
	State Bank of India-IX -03- Repayment start from 31.03.2021 - 9Y						
	Gross loan - Opening	5,800.00	5,800.00	5,800.00	5,800.00	5,800.00	5,800.00
	Cumulative repayments of Loans upto previous period	-	-	-	644.44	1,288.89	1,933.33
	Net loan - Opening	5,800.00	5,800.00	5,800.00	5,155.56	4,511.11	3,866.67
	Increase/ Decrease due to FERI	-					
	Increase/ Decrease due to ACE/Drawl during the period	-	-	-	-	-	-
	Total	5,800.00	5,800.00	5,800.00	5,155.56	4,511.11	3,866.67
	Repayments of Loans during the period	-	-	644.44	644.44	644.44	-
	Net loan - Closing	5,800.00	5,800.00	5,155.56	4,511.11	3,866.67	3,866.67
	Average Net Loan	5,800.00	5,800.00	5,477.78	4,833.33	4,188.89	3,866.67
	Rate of Interest on Loan	7.6788%	8.8751%	8.8600%	8.8500%	7.2100%	8.1282%
	Interest on Loan Annualized	455.88	592.76	564.27	531.42	302.06	314.31
	State Bank of India-II -03- Repayment start from 31.08.2021 - 9Y						
	Gross loan - Opening	1,200.00	1,200.00	1,200.00	1,200.00	1,200.00	1,200.00
	Cumulative repayments of Loans upto previous period	-	-	-	133.33	266.67	400.00
	Net loan - Opening	1,200.00	1,200.00	1,200.00	1,066.67	933.33	800.00
	Increase/ Decrease due to FERI	-					
	Increase/ Decrease due to ACE/Drawl during the period	-	-	-	-	-	-
	Total	1,200.00	1,200.00	1,200.00	1,066.67	933.33	800.00
	Repayments of Loans during the period	-	-	133.33	133.33	133.33	-
	Net loan - Closing	1,200.00	1,200.00	1,066.67	933.33	800.00	800.00
	Average Net Loan	1,200.00	1,200.00	1,133.33	1,000.00	866.67	800.00
	Rate of Interest on Loan	7.6788%	8.8751%	8.8600%	8.8500%	7.2100%	8.1282%
	Interest on Loan Annualized	94.52	132.50	128.37	88.50	62.49	65.01
	State Bank of India-II -01- Repayment start from 31.03.2021 - 9Y						
	Gross loan - Opening	14,000.00	14,000.00	14,000.00	14,000.00	14,000.00	14,000.00
	Cumulative repayments of Loans upto previous period	-	-	-	1,555.56	3,111.11	4,666.67
	Net loan - Opening	14,000.00	14,000.00	14,000.00	12,444.44	10,888.89	9,333.33
	Increase/ Decrease due to FERI	-					
	Increase/ Decrease due to ACE/Drawl during the period	-	-	-	-	-	-
	Total	14,000.00	14,000.00	14,000.00	12,444.44	10,888.89	9,333.33
	Repayments of Loans during the period	-	-	1,555.56	1,555.56	1,555.56	-
	Net loan - Closing	14,000.00	14,000.00	12,444.44	10,888.89	9,333.33	9,333.33
	Average Net Loan	14,000.00	14,000.00	13,222.22	11,666.67	10,111.11	9,333.33

	Rate of interest on Loan	7.8768%	8.8731%	8.8500%	8.8500%	7.2108%	8.1382%
	Interest on Loan Annualized	1,102.76	965.82	974.25	773.85	729.09	758.45
	State Bank of India-II -CGD- Repayment start from 31.03.2021 - 9Y						
	Gross loan - Opening	10,000.00	10,000.00	10,000.00	10,000.00	10,000.00	10,000.00
	Cumulative repayments of Loans upto previous period	-	-	-	1,111.11	2,222.22	3,333.33
	Net loan - Opening	10,000.00	10,000.00	10,000.00	8,888.89	7,777.78	6,666.67
	Increase/ Decrease due to FERV	-					
	Increase/ Decrease due to ACE/Diesel during the period	-	-	-	-	-	-
	Total	10,000.00	10,000.00	10,000.00	8,888.89	7,777.78	6,666.67
	Repayments of Loans during the period	-	-	1,111.11	1,111.11	1,111.11	-
	Net loan - Closing	10,000.00	10,000.00	8,888.89	7,777.78	6,666.67	6,666.67
	Average Net Loan	10,000.00	10,000.00	9,444.44	8,333.33	7,222.22	6,666.67
	Rate of interest on Loan	7.8768%	8.8731%	8.8500%	8.8500%	7.2108%	8.1382%
	Interest on Loan Annualized	787.68	887.31	835.68	554.17	520.78	541.78
	State Bank of India-X - Repayment start from 31.03.2021 - 9Y- Total						
	Gross loan - Opening	31,000.00	31,000.00	31,000.00	31,000.00	31,000.00	31,000.00
	Cumulative repayments of Loans upto previous period	-	-	-	3,444.44	6,888.89	12,333.33
	Net loan - Opening	31,000.00	31,000.00	31,000.00	27,555.56	24,111.11	20,666.67
	Increase/ Decrease due to FERV	-	-	-	-	-	-
	Increase/ Decrease due to ACE/Diesel during the period	-	-	-	-	-	-
	Total	31,000.00	31,000.00	31,000.00	27,555.56	24,111.11	20,666.67
	Repayments of Loans during the period	-	-	3,444.44	3,444.44	3,444.44	-
	Net loan - Closing	31,000.00	31,000.00	27,555.56	24,111.11	20,666.67	20,666.67
	Average Net Loan	31,000.00	31,000.00	29,277.78	25,833.33	22,388.89	20,666.67
	Rate of interest on Loan	7.8768%	8.8731%	8.8500%	8.8500%	7.2108%	8.1382%
	Interest on Loan Annualized	2,441.85	2,751.30	2,590.87	2,717.92	1,614.42	1,679.42
	State Bank of India-X -GS- Repayment start from 01.10.2024 - 8Y						
	Gross loan - Opening	7,625.00	7,625.00	7,625.00	7,625.00	7,625.00	7,625.00
	Cumulative repayments of Loans upto previous period	-	-	-	-	-	-
	Net loan - Opening	7,625.00	7,625.00	7,625.00	7,625.00	7,625.00	7,625.00
	Increase/ Decrease due to FERV	-					
	Increase/ Decrease due to ACE/Diesel during the period	-	-	-	-	-	-
	Total	7,625.00	7,625.00	7,625.00	7,625.00	7,625.00	7,625.00
	Repayments of Loans during the period	-	-	-	-	-	-
	Net loan - Closing	7,625.00	7,625.00	7,625.00	7,625.00	7,625.00	7,625.00
	Average Net Loan	7,625.00	7,625.00	7,625.00	7,625.00	7,625.00	7,625.00
	Rate of interest on Loan	7.8768%	8.8500%	8.8500%	8.8500%	7.2108%	8.1382%
	Interest on Loan Annualized	600.84	674.81	674.81	674.81	549.76	620.61
	State Bank of India-X -GS- Repayment start from 01.10.2024 - 8Y						
	Gross loan - Opening	4,000.00	4,000.00	4,000.00	4,000.00	4,000.00	4,000.00
	Cumulative repayments of Loans upto previous period	-	-	-	-	-	-
	Net loan - Opening	4,000.00	4,000.00	4,000.00	4,000.00	4,000.00	4,000.00
	Increase/ Decrease due to FERV	-					
	Increase/ Decrease due to ACE/Diesel during the period	-	-	-	-	-	-
	Total	4,000.00	4,000.00	4,000.00	4,000.00	4,000.00	4,000.00
	Repayments of Loans during the period	-	-	-	-	-	-
	Net loan - Closing	4,000.00	4,000.00	4,000.00	4,000.00	4,000.00	4,000.00
	Average Net Loan	4,000.00	4,000.00	4,000.00	4,000.00	4,000.00	4,000.00
	Rate of interest on Loan	7.9183%	8.8509%	8.8500%	8.8500%	7.2880%	8.1382%
	Interest on Loan Annualized	316.77	378.78	386.00	388.00	291.44	325.67
	State Bank of India-X -GT- Repayment start from 01.10.2024 - 8Y						
	Gross loan - Opening	6,000.00	6,000.00	6,000.00	6,000.00	6,000.00	6,000.00
	Cumulative repayments of Loans upto previous period	-	-	-	-	-	-
	Net loan - Closing	6,000.00	6,000.00	6,000.00	6,000.00	6,000.00	6,000.00
	Increase/ Decrease due to FERV	-					
	Increase/ Decrease due to ACE/Diesel during the period	-	-	-	-	-	-
	Total	6,000.00	6,000.00	6,000.00	6,000.00	6,000.00	6,000.00
	Repayments of Loans during the period	-	-	-	-	-	-
	Net loan - Closing	6,000.00	6,000.00	6,000.00	6,000.00	6,000.00	6,000.00
	Average Net Loan	6,000.00	6,000.00	6,000.00	6,000.00	6,000.00	6,000.00
	Rate of interest on Loan	7.9183%	8.8509%	8.8500%	8.8500%	7.2880%	8.1382%
	Interest on Loan Annualized	475.15	413.83	589.00	590.00	437.16	488.03
	State Bank of India-X - Repayment start from 01.10.2024 - 8Y						
	Gross loan - Opening	17,625.00	17,625.00	17,625.00	17,625.00	17,625.00	17,625.00
	Cumulative repayments of Loans upto previous period	-	-	-	-	-	-
	Net loan - Opening	17,625.00	17,625.00	17,625.00	17,625.00	17,625.00	17,625.00
	Increase/ Decrease due to FERV	-	-	-	-	-	-
	Increase/ Decrease due to ACE/Diesel during the period	-	-	-	-	-	-
	Total	17,625.00	17,625.00	17,625.00	17,625.00	17,625.00	17,625.00
	Repayments of Loans during the period	-	-	-	-	-	-
	Net loan - Closing	17,625.00	17,625.00	17,625.00	17,625.00	17,625.00	17,625.00
	Average Net Loan	17,625.00	17,625.00	17,625.00	17,625.00	17,625.00	17,625.00
	Rate of interest on Loan	7.9183%	8.8509%	8.8500%	8.8500%	7.2880%	8.1382%
	Interest on Loan Annualized	1,395.78	1,218.94	1,173.08	1,173.08	1,284.38	1,434.54
	State Bank of India-XI -GS- Repayment start from 01.10.2023 - 9Y						
	Gross loan - Opening	10,000.00	10,000.00	10,000.00	10,000.00	10,000.00	10,000.00
	Cumulative repayments of Loans upto previous period	-	-	-	-	-	1,111.11
	Net loan - Opening	10,000.00	10,000.00	10,000.00	10,000.00	10,000.00	8,888.89
	Increase/ Decrease due to FERV	-					
	Increase/ Decrease due to ACE/Diesel during the period	-	-	-	-	-	-
	Total	10,000.00	10,000.00	10,000.00	10,000.00	10,000.00	8,888.89
	Repayments of Loans during the period	-	-	-	-	1,111.11	1,111.11
	Net loan - Closing	10,000.00	10,000.00	10,000.00	10,000.00	8,888.89	7,777.78
	Average Net Loan	10,000.00	10,000.00	10,000.00	10,000.00	9,444.44	8,333.33
	Rate of interest on Loan	7.8768%	8.8731%	8.8500%	8.8500%	7.1828%	8.1382%
	Interest on Loan Annualized	787.68	887.31	885.00	885.00	678.47	677.88
	State Bank of India-XI -GS- Repayment start from 01.10.2023 - 9Y						
	Gross loan - Opening	500.00	500.00	500.00	500.00	500.00	500.00
	Cumulative repayments of Loans upto previous period	-	-	-	-	-	55.56
	Net loan - Opening	500.00	500.00	500.00	500.00	500.00	444.44

	Increase/ Decrease due to REPI	-					
	Increase/ Decrease due to ACE/Drawl during the period	-	-	-	-	-	-
	Total	500.00	500.00	500.00	500.00	500.00	444.44
	Repayments of Loans during the period	-	-	-	-	55.56	55.56
	Net loan - Closing	500.00	500.00	500.00	500.00	444.44	388.89
	Average Net Loan	500.00	500.00	500.00	500.00	472.22	416.67
	Rate of interest on Loan	7.9753%	8.5177%	8.6500%	8.6500%	7.1429%	8.1500%
	Interest on Loan Annualized	39.89	34.08	33.25	33.25	33.51	33.93
	State Bank of India-III -04- Repayment start from 01.10.2022 - 01						
	Gross loan - Opening	5,500.00	5,500.00	5,500.00	5,500.00	5,500.00	5,500.00
	Cumulative repayments of Loans upto previous period	-	-	-	-	-	611.11
	Net loan - Opening	5,500.00	5,500.00	5,500.00	5,500.00	5,500.00	4,888.89
	Increase/ Decrease due to REPI	-					
	Increase/ Decrease due to ACE/Drawl during the period	-	-	-	-	-	-
	Total	5,500.00	5,500.00	5,500.00	5,500.00	5,500.00	4,888.89
	Repayments of Loans during the period	-	-	-	-	611.11	611.11
	Net loan - Closing	5,500.00	5,500.00	5,500.00	5,500.00	4,888.89	4,277.78
	Average Net Loan	5,500.00	5,500.00	5,500.00	5,500.00	5,194.44	4,583.33
	Rate of interest on Loan	7.9753%	8.5177%	8.6500%	8.6500%	7.1429%	8.1500%
	Interest on Loan Annualized	438.60	374.27	388.75	388.75	372.98	373.72
	State Bank of India-III -05- Repayment start from 01.10.2023 - 01						
	Gross loan - Opening	7,500.00	7,500.00	7,500.00	7,500.00	7,500.00	7,500.00
	Cumulative repayments of Loans upto previous period	-	-	-	-	-	833.33
	Net loan - Opening	7,500.00	7,500.00	7,500.00	7,500.00	7,500.00	6,666.67
	Increase/ Decrease due to REPI	-					
	Increase/ Decrease due to ACE/Drawl during the period	-	-	-	-	-	-
	Total	7,500.00	7,500.00	7,500.00	7,500.00	7,500.00	6,666.67
	Repayments of Loans during the period	-	-	-	-	833.33	833.33
	Net loan - Closing	7,500.00	7,500.00	7,500.00	7,500.00	6,666.67	5,833.33
	Average Net Loan	7,500.00	7,500.00	7,500.00	7,500.00	7,083.33	6,250.00
	Rate of interest on Loan	7.9753%	8.5177%	8.6500%	8.6500%	7.1429%	8.1500%
	Interest on Loan Annualized	598.14	511.62	486.75	486.75	507.55	509.38
	State Bank of India-III - Repayment start from 01.10.2022 - 01- Total						
	Gross loan - Opening	23,500.00	23,500.00	23,500.00	23,500.00	23,500.00	23,500.00
	Cumulative repayments of Loans upto previous period	-	-	-	-	-	2,611.11
	Net loan - Opening	23,500.00	23,500.00	23,500.00	23,500.00	23,500.00	20,888.89
	Increase/ Decrease due to REPI	-	-	-	-	-	-
	Increase/ Decrease due to ACE/Drawl during the period	-	-	-	-	-	-
	Total	23,500.00	23,500.00	23,500.00	23,500.00	23,500.00	20,888.89
	Repayments of Loans during the period	-	-	-	-	2,611.11	2,611.11
	Net loan - Closing	23,500.00	23,500.00	23,500.00	23,500.00	20,888.89	18,277.78
	Average Net Loan	23,500.00	23,500.00	23,500.00	23,500.00	22,194.44	19,583.33
	Rate of interest on Loan	7.9753%	8.5177%	8.6500%	8.6500%	7.1429%	8.1500%
	Interest on Loan Annualized	1,874.55	1,602.15	1,562.75	1,562.75	1,585.70	1,595.91
	State Bank of India-III -03- Repayment start from 31.03.2026 - 01						
	Gross loan - Opening	9,000.00	9,000.00	9,000.00	9,000.00	9,000.00	9,000.00
	Cumulative repayments of Loans upto previous period	-	-	-	-	-	-
	Net loan - Opening	9,000.00	9,000.00	9,000.00	9,000.00	9,000.00	9,000.00
	Increase/ Decrease due to REPI	-					
	Increase/ Decrease due to ACE/Drawl during the period	-	-	-	-	-	-
	Total	9,000.00	9,000.00	9,000.00	9,000.00	9,000.00	9,000.00
	Repayments of Loans during the period	-	-	-	-	-	-
	Net loan - Closing	9,000.00	9,000.00	9,000.00	9,000.00	9,000.00	9,000.00
	Average Net Loan	9,000.00	9,000.00	9,000.00	9,000.00	9,000.00	9,000.00
	Rate of interest on Loan	7.9570%	8.5177%	8.6500%	8.6500%	7.1333%	8.1500%
	Interest on Loan Annualized	716.13	615.59	598.50	598.50	690.08	731.85
	State Bank of India-III -03- Repayment start from 31.03.2026 - 01						
	Gross loan - Opening	9,000.00	9,000.00	9,000.00	9,000.00	9,000.00	9,000.00
	Cumulative repayments of Loans upto previous period	-	-	-	-	-	-
	Net loan - Opening	9,000.00	9,000.00	9,000.00	9,000.00	9,000.00	9,000.00
	Increase/ Decrease due to REPI	-					
	Increase/ Decrease due to ACE/Drawl during the period	-	-	-	-	-	-
	Total	9,000.00	9,000.00	9,000.00	9,000.00	9,000.00	9,000.00
	Repayments of Loans during the period	-	-	-	-	-	-
	Net loan - Closing	9,000.00	9,000.00	9,000.00	9,000.00	9,000.00	9,000.00
	Average Net Loan	9,000.00	9,000.00	9,000.00	9,000.00	9,000.00	9,000.00
	Rate of interest on Loan	7.9570%	8.5177%	8.6500%	8.6500%	7.1333%	8.1500%
	Interest on Loan Annualized	716.13	615.59	598.50	598.50	690.08	731.85
	State Bank of India-III -03- Repayment start from 31.03.2026 - 01						
	Gross loan - Opening	6,000.00	6,000.00	6,000.00	6,000.00	6,000.00	6,000.00
	Cumulative repayments of Loans upto previous period	-	-	-	-	-	-
	Net loan - Opening	6,000.00	6,000.00	6,000.00	6,000.00	6,000.00	6,000.00
	Increase/ Decrease due to REPI	-					
	Increase/ Decrease due to ACE/Drawl during the period	-	-	-	-	-	-
	Total	6,000.00	6,000.00	6,000.00	6,000.00	6,000.00	6,000.00
	Repayments of Loans during the period	-	-	-	-	-	-
	Net loan - Closing	6,000.00	6,000.00	6,000.00	6,000.00	6,000.00	6,000.00
	Average Net Loan	6,000.00	6,000.00	6,000.00	6,000.00	6,000.00	6,000.00
	Rate of interest on Loan	7.9570%	8.5177%	8.6500%	8.6500%	7.1333%	8.1500%
	Interest on Loan Annualized	477.42	410.39	399.00	399.00	460.05	487.90
	State Bank of India-III - Repayment start from 31.03.2026 - 01- Total						
	Gross loan - Opening	24,000.00	24,000.00	24,000.00	24,000.00	24,000.00	24,000.00
	Cumulative repayments of Loans upto previous period	-	-	-	-	-	-
	Net loan - Opening	24,000.00	24,000.00	24,000.00	24,000.00	24,000.00	24,000.00
	Increase/ Decrease due to REPI	-	-	-	-	-	-
	Increase/ Decrease due to ACE/Drawl during the period	-	-	-	-	-	-
	Total	24,000.00	24,000.00	24,000.00	24,000.00	24,000.00	24,000.00
	Repayments of Loans during the period	-	-	-	-	-	-
	Net loan - Closing	24,000.00	24,000.00	24,000.00	24,000.00	24,000.00	24,000.00
	Average Net Loan	24,000.00	24,000.00	24,000.00	24,000.00	24,000.00	24,000.00
	Rate of interest on Loan	7.9570%	8.5177%	8.6500%	8.6500%	7.1333%	8.1500%
	Interest on Loan Annualized	1,909.69	1,638.34	1,596.00	1,596.00	1,725.58	1,951.87

	HDFC-X 03						
	Gross loan - Opening	-	-	-	-	5,000.00	5,000.00
	Cumulative repayments of Loans upto previous period	-	-	-	-	-	-
	Net loan - Opening	-	-	-	-	5,000.00	5,000.00
	Increase/ Decrease due to REFI	-					
	Increase/ Decrease due to ADE/Drawl during the period	-	-	-	5,000.00	-	-
	Total	-	-	-	5,000.00	5,000.00	5,000.00
	Repayments of Loans during the period	-	-	-	-	-	-
	Net loan - Closing	-	-	-	5,000.00	5,000.00	5,000.00
	Average Net Loan	-	-	-	2,500.00	5,000.00	5,000.00
	Rate of interest on Loan	0.0000%	0.0000%	0.0000%	5.8500%	6.9252%	7.9500%
	Interest on Loan Annualized	-	-	-	146.25	346.41	398.00
	HDFC-X 03						
	Gross loan - Opening	-	-	-	-	-	1,500.00
	Cumulative repayments of Loans upto previous period	-	-	-	-	-	-
	Net loan - Opening	-	-	-	-	-	1,500.00
	Increase/ Decrease due to REFI	-					
	Increase/ Decrease due to ADE/Drawl during the period	-	-	-	-	1,500.00	-
	Total	-	-	-	-	1,500.00	1,500.00
	Repayments of Loans during the period	-	-	-	-	-	-
	Net loan - Closing	-	-	-	-	1,500.00	1,500.00
	Average Net Loan	-	-	-	-	750.00	1,500.00
	Rate of interest on Loan	0.0000%	0.0000%	0.0000%	0.0000%	7.0000%	7.9500%
	Interest on Loan Annualized	-	-	-	-	52.73	119.40
	HDFC-X 03						
	Gross loan - Opening	-	-	-	-	-	2,000.00
	Cumulative repayments of Loans upto previous period	-	-	-	-	-	-
	Net loan - Opening	-	-	-	-	-	2,000.00
	Increase/ Decrease due to REFI	-					
	Increase/ Decrease due to ADE/Drawl during the period	-	-	-	-	2,000.00	-
	Total	-	-	-	-	2,000.00	2,000.00
	Repayments of Loans during the period	-	-	-	-	-	-
	Net loan - Closing	-	-	-	-	2,000.00	2,000.00
	Average Net Loan	-	-	-	-	1,000.00	2,000.00
	Rate of interest on Loan	0.0000%	0.0000%	0.0000%	0.0000%	7.1250%	7.9500%
	Interest on Loan Annualized	-	-	-	-	71.25	159.00
	HDFC-X Total						
	Gross loan - Opening	-	-	-	-	5,000.00	8,500.00
	Cumulative repayments of Loans upto previous period	-	-	-	-	-	-
	Net loan - Opening	-	-	-	-	5,000.00	8,500.00
	Increase/ Decrease due to REFI	-	-	-	-	-	-
	Increase/ Decrease due to ADE/Drawl during the period	-	-	-	5,000.00	3,500.00	-
	Total	-	-	-	5,000.00	8,500.00	8,500.00
	Repayments of Loans during the period	-	-	-	-	-	-
	Net loan - Closing	-	-	-	5,000.00	8,500.00	8,500.00
	Average Net Loan	-	-	-	2,500.00	6,750.00	8,500.00
	Rate of interest on Loan	0.0000%	0.0000%	0.0000%	5.8500%	6.9708%	7.9500%
	Interest on Loan Annualized	-	-	-	146.25	470.51	676.50
	HDFC-XII 03						
	Gross loan - Opening	-	-	-	-	-	-
	Cumulative repayments of Loans upto previous period	-	-	-	-	-	-
	Net loan - Opening	-	-	-	-	-	-
	Increase/ Decrease due to REFI	-					
	Increase/ Decrease due to ADE/Drawl during the period	-	-	-	-	-	1,000.00
	Total	-	-	-	-	-	1,000.00
	Repayments of Loans during the period	-	-	-	-	-	-
	Net loan - Closing	-	-	-	-	-	1,000.00
	Average Net Loan	-	-	-	-	-	500.00
	Rate of interest on Loan	0.0000%	0.0000%	0.0000%	0.0000%	0.0000%	7.8713%
	Interest on Loan Annualized	-	-	-	-	-	39.37
	HDFC-XII 03						
	Gross loan - Opening	-	-	-	-	-	-
	Cumulative repayments of Loans upto previous period	-	-	-	-	-	-
	Net loan - Opening	-	-	-	-	-	-
	Increase/ Decrease due to REFI	-					
	Increase/ Decrease due to ADE/Drawl during the period	-	-	-	-	-	1,000.00
	Total	-	-	-	-	-	1,000.00
	Repayments of Loans during the period	-	-	-	-	-	-
	Net loan - Closing	-	-	-	-	-	1,000.00
	Average Net Loan	-	-	-	-	-	1,500.00
	Rate of interest on Loan	0.0000%	0.0000%	0.0000%	0.0000%	0.0000%	7.9539%
	Interest on Loan Annualized	-	-	-	-	-	119.31
	HDFC-XII 04						
	Gross loan - Opening	-	-	-	-	-	-
	Cumulative repayments of Loans upto previous period	-	-	-	-	-	-
	Net loan - Opening	-	-	-	-	-	-
	Increase/ Decrease due to REFI	-					
	Increase/ Decrease due to ADE/Drawl during the period	-	-	-	-	-	900.00
	Total	-	-	-	-	-	900.00
	Repayments of Loans during the period	-	-	-	-	-	-
	Net loan - Closing	-	-	-	-	-	900.00
	Average Net Loan	-	-	-	-	-	450.00
	Rate of interest on Loan	0.0000%	0.0000%	0.0000%	0.0000%	0.0000%	7.8727%
	Interest on Loan Annualized	-	-	-	-	-	34.63
	HDFC-XII 05						
	Gross loan - Opening	-	-	-	-	-	-
	Cumulative repayments of Loans upto previous period	-	-	-	-	-	-
	Net loan - Opening	-	-	-	-	-	-
	Increase/ Decrease due to REFI	-					
	Increase/ Decrease due to ADE/Drawl during the period	-	-	-	-	-	2,000.00
	Total	-	-	-	-	-	2,000.00
	Repayments of Loans during the period	-	-	-	-	-	-

	Yet loan - Closing	-	-	-	-	-	2,000.00
	Average Yet Loan	-	-	-	-	-	1,000.00
	Rate of Interest on Loan	0.0000%	0.0000%	0.0000%	0.0000%	0.0000%	7.8194%
	Interest on Loan Annualized	-	-	-	-	-	78.19
	HDFC-XII Total						
	Gross loan - Opening	-	-	-	-	-	-
	Cumulative repayments of Loans upto previous period	-	-	-	-	-	-
	Net loan - Opening	-	-	-	-	-	-
	Increase/ Decrease due to REPI	-	-	-	-	-	-
	Increase/ Decrease due to ACE/Diesel during the period	-	-	-	-	-	8,900.00
	Total	-	-	-	-	-	8,900.00
	Repayments of Loans during the period	-	-	-	-	-	-
	Net loan - Closing	-	-	-	-	-	8,900.00
	Average Net Loan	-	-	-	-	-	8,450.00
	Rate of Interest on Loan	0.0000%	0.0000%	0.0000%	0.0000%	0.0000%	7.6666%
	Interest on Loan Annualized	-	-	-	-	-	284.50
	State Bank of Mysore II - Repayment start from 30.06.2020- 10Y- Total						
	Gross loan - Opening	15,000.00	15,000.00	15,000.00	15,000.00	15,000.00	15,000.00
	Cumulative repayments of Loans upto previous period	15,000.00	15,000.00	15,000.00	15,000.00	15,000.00	15,000.00
	Net loan - Opening	-	-	-	-	-	-
	Increase/ Decrease due to REPI	-	-	-	-	-	-
	Increase/ Decrease due to ACE/Diesel during the period	-	-	-	-	-	-
	Total	-	-	-	-	-	-
	Repayments of Loans during the period	-	-	-	-	-	-
	Net loan - Closing	-	-	-	-	-	-
	Average Net Loan	-	-	-	-	-	-
	Rate of Interest on Loan	0.0000%	0.0000%	0.0000%	0.0000%	0.0000%	0.0000%
	Interest on Loan Annualized	-	-	-	-	-	-
	State Bank of Mysore II -01- Repayment start from 30.06.2020- 10Y						
	Gross loan - Opening	5,000.00	5,000.00	5,000.00	5,000.00	5,000.00	5,000.00
	Cumulative repayments of Loans upto previous period	5,000.00	5,000.00	5,000.00	5,000.00	5,000.00	5,000.00
	Net loan - Opening	-	-	-	-	-	-
	Increase/ Decrease due to REPI	-					
	Increase/ Decrease due to ACE/Diesel during the period	-	-	-	-	-	-
	Total	-	-	-	-	-	-
	Repayments of Loans during the period	-	-	-	-	-	-
	Net loan - Closing	-	-	-	-	-	-
	Average Net Loan	-	-	-	-	-	-
	Rate of Interest on Loan	0.0000%	0.0000%	0.0000%	0.0000%	0.0000%	0.0000%
	Interest on Loan Annualized	-	-	-	-	-	-
	State Bank of Mysore II -02- Repayment start from 30.06.2020- 10Y						
	Gross loan - Opening	10,000.00	10,000.00	10,000.00	10,000.00	10,000.00	10,000.00
	Cumulative repayments of Loans upto previous period	10,000.00	10,000.00	10,000.00	10,000.00	10,000.00	10,000.00
	Net loan - Opening	-	-	-	-	-	-
	Increase/ Decrease due to REPI	-					
	Increase/ Decrease due to ACE/Diesel during the period	-	-	-	-	-	-
	Total	-	-	-	-	-	-
	Repayments of Loans during the period	-	-	-	-	-	-
	Net loan - Closing	-	-	-	-	-	-
	Average Net Loan	-	-	-	-	-	-
	Rate of Interest on Loan	0.0000%	0.0000%	0.0000%	0.0000%	0.0000%	0.0000%
	Interest on Loan Annualized	-	-	-	-	-	-

Calcualtion of Weighted Average Rate of Interest for Gadarwara

Name of the Bank	Interest Details					
	Period		No. of Days	ROI		Effective ROI
	From	To				
AXIS BANK-II D1						
	11-Jul-19	10-Aug-19	31	8.300%	2.573	
	11-Aug-19	10-Sep-19	31	8.2500%	2.5575	
	11-Sep-19	10-Oct-19	30	8.2000%	2.46	
	11-Oct-19	10-Nov-19	31	8.1000%	2.511	
	11-Nov-19	10-Dec-19	30	8.0000%	2.4	
	11-Dec-19	10-Jan-20	31	7.9000%	2.449	
	11-Jan-20	29-Jan-20	19	7.8000%	1.482	
	30-Jan-20	25-Feb-20	27	7.6000%	2.052	
	26-Feb-20	31-Mar-20	35	7.4500%	2.6075	7.96%
	01-Apr-20	25-Apr-20	25	7.4500%	1.8625	
	26-Apr-20	25-May-20	30	6.7000%	2.01	
	26-May-20	28-Feb-21	279	6.3000%	17.577	6.42%
	01-Mar-21	31-Mar-21	31	6.3000%		6.30%
	01-Apr-21	31-Mar-22	365	6.30%	22.995	6.30%
	01-Apr-22	27-May-22	57	6.30%	3.591	
	28-May-22	27-Jun-22	31	6.70%	2.077	
	28-Jun-22	27-Aug-22	61	7.20%	4.392	
	28-Aug-22	27-Oct-22	61	7.70%	4.697	
	28-Oct-22	31-Oct-22	4	8.20%	0.328	
	01-Nov-22	31-Dec-22	61	7.70%	4.697	
	01-Jan-23	28-Feb-23	59	8.05%	4.7495	
	01-Mar-23	28-Mar-23	28	8.30%	2.324	7.42%
AXIS BANK-II D4	24-Mar-20	31-Mar-20	8	7.4500%		7.4500%
	01-Apr-20	25-Apr-20	25	7.4500%	1.8625	
	26-Apr-20	25-May-20	30	6.7000%	2.01	
	26-May-20	28-Feb-21	279	6.3000%	17.577	6.42%
	01-Mar-21	31-Mar-21	31	6.3000%		6.30%
	01-Apr-21	31-Mar-22	365	6.30%	22.995	6.30%
	01-Apr-22	27-May-22	57	6.30%	3.591	
	28-May-22	27-Jun-22	31	6.70%	2.077	
	28-Jun-22	27-Aug-22	61	7.20%	4.392	
	28-Aug-22	27-Oct-22	61	7.70%	4.697	
	28-Oct-22	31-Oct-22	4	8.20%	0.328	
	01-Nov-22	31-Dec-22	61	7.70%	4.697	
	01-Jan-23	28-Feb-23	59	8.05%	4.7495	
	01-Mar-23	28-Mar-23	28	8.30%	2.324	7.42%
AXIS BANK-II D6	08-Apr-20	25-Apr-20	18	7.4500%	1.341	
	26-Apr-20	25-May-20	30	6.7000%	2.01	
	26-May-20	28-Feb-21	279	6.3000%	17.577	6.40%
	01-Mar-21	31-Mar-21	31	6.3000%		6.30%
	01-Apr-21	31-Mar-22	365	6.30%	22.995	6.30%
	01-Apr-22	27-May-22	57	6.30%	3.591	

Name of the Bank	Interest Details					
	Period		No. of Days	ROI		Effective ROI
	From	To				
	28-May-22	27-Jun-22	31	6.70%	2.077	
	28-Jun-22	27-Aug-22	61	7.20%	4.392	
	28-Aug-22	27-Oct-22	61	7.70%	4.697	
	28-Oct-22	31-Oct-22	4	8.20%	0.328	
	01-Nov-22	31-Dec-22	61	7.70%	4.697	
	01-Jan-23	28-Feb-23	59	8.05%	4.7495	
	01-Mar-23	28-Mar-23	28	8.30%	2.324	7.42%
AXIS BANK-III D1	24-Aug-20	28-Feb-21	189	6.3000%		6.30%
	01-Mar-21	31-Mar-21	31	6.3000%		6.30%
	01-Apr-21	31-Mar-22	365	6.30%	22.995	6.30%
	01-Apr-22	23-May-22	53	6.30%	3.339	
	24-May-22	23-Jun-22	31	6.70%	2.077	
	24-Jun-22	23-Aug-22	61	7.20%	4.392	
	24-Aug-22	23-Oct-22	61	7.70%	4.697	
	24-Oct-22	31-Oct-22	8	8.20%	0.656	
	01-Nov-22	31-Dec-22	61	7.70%	4.697	
	01-Jan-23	28-Feb-23	59	8.05%	4.7495	
	01-Mar-23	28-Mar-23	28	8.30%	2.324	7.44%
Axis Bank-IV	29-Mar-23	31-Mar-23	3	8.00%	0.24	8.00%
	01-Apr-23	31-Mar-24	366	8.00%	29.28	8.00%
Bank of India-II D2 & D7	01-Jun-19	19-Jun-19	19	8.30%	1.577	
	20-Jun-19	19-Aug-19	61	8.350%	5.0935	
	20-Aug-19	08-Dec-19	111	8.200%	9.102	
	09-Dec-19	09-Dec-19	1	7.950%	0.0795	
	10-Dec-19	09-Feb-20	62	7.750%	4.805	
	10-Feb-20	09-Mar-20	29	7.650%	2.2185	
	10-Mar-20	31-Mar-20	22	7.400%	1.628	8.0339%
	01-Apr-20	31-May-20	61	7.250%	4.4225	
	01-Jun-20	30-Jun-20	30	7.000%	2.1	
	01-Jul-20	31-Jul-20	31	6.900%	2.139	
	01-Aug-20	31-Aug-20	31	6.800%	2.108	
	01-Sep-20	30-Sep-20	30	6.750%	2.025	
	01-Oct-20	06-Dec-20	67	6.7000%	4.489	6.9134%
Bank of India-III D1	18-Jun-20	30-Jun-20	13	7.0000%	0.91	
	01-Jul-20	31-Jul-20	31	6.9000%	2.139	
	01-Aug-20	31-Aug-20	31	6.8000%	2.108	
	01-Sep-20	30-Sep-20	30	6.7500%	2.025	
	01-Oct-20	06-Dec-20	67	6.7000%	4.489	6.7855%
Bank of India-IV D1	07-Dec-20	28-Feb-21	84	6.0000%		6.00%
	01-Mar-21	31-Mar-21	31	6.0000%		6.00%
	01-Apr-21	31-Mar-22	365	6.00%	21.9	6.00%

Name of the Bank	Interest Details					
	Period		No. of Days	ROI		Effective ROI
	From	To				
	01-Apr-22	03-May-22	33	6.00%	1.98	
	04-May-22	07-Jun-22	35	6.40%	2.24	
	08-Jun-22	04-Aug-22	58	6.90%	4.002	
	05-Aug-22	29-Sep-22	56	7.40%	4.144	
	30-Sep-22	23-Nov-22	55	7.90%	4.345	
	24-Nov-22	06-Dec-22	13	7.55%	0.9815	
	07-Dec-22	07-Feb-23	63	7.90%	4.977	
	08-Feb-23	31-Mar-23	52	8.15%	4.238	7.37%
	01-Apr-23	31-Mar-24	366	8.00%	29.28	8.00%
Central Bank of India V D1	01-Jun-19	30-Jun-19	30	8.2000%	2.46	
	01-Jul-19	31-Aug-19	62	8.1500%	5.053	
	01-Sep-19	30-Sep-19	30	7.9500%	2.385	
	01-Oct-19	31-Oct-19	31	7.9000%	2.449	
	01-Nov-19	31-Dec-19	61	7.8500%	4.7885	
	01-Jan-20	31-Jan-20	31	7.8000%	2.418	
	01-Feb-20	29-Feb-20	29	7.5500%	2.1895	
	01-Mar-20	31-Mar-20	31	7.5000%	2.325	7.89%
	01-Apr-20	30-Apr-20	30	7.4500%	2.235	
	01-May-20	31-May-20	31	7.0500%	2.1855	
	01-Jun-20	30-Jun-20	30	7.0000%	2.1	
	01-Jul-20	31-Jul-20	31	6.7500%	2.0925	
	01-Aug-20	31-Aug-20	31	6.6500%	2.0615	
	01-Sep-20	30-Sep-20	30	6.6000%	1.98	
	01-Oct-20	28-Feb-21	151	6.5500%	9.8905	6.75%
	01-Mar-21	31-Mar-21	31	6.5500%		6.55%
	01-Apr-21	31-Mar-22	365	6.55%	23.9075	6.55%
	01-Apr-22	30-Jun-22	91	6.60%	6.006	
	01-Jul-22	31-Jul-22	31	6.75%	2.0925	
	01-Aug-22	31-Aug-22	31	6.80%	2.108	
	01-Sep-22	30-Sep-22	30	6.85%	2.055	
	01-Oct-22	31-Oct-22	31	6.90%	2.139	
	01-Nov-22	30-Nov-22	30	6.95%	2.085	
	01-Dec-22	31-Dec-22	31	7.00%	2.17	
	01-Jan-23	31-Jan-23	31	7.25%	2.2475	
	01-Feb-23	31-Mar-23	59	7.50%	4.425	6.94%
	01-Apr-23	30-Jun-23	91	7.80%	7.098	
	01-Jul-23	31-Oct-23	123	7.90%	9.717	
	01-Nov-23	30-Nov-23	30	7.95%	2.385	
	01-Dec-23	29-Feb-24	91	8.00%	7.28	
	01-Mar-24	31-Mar-24	31	8.05%	2.4955	7.92%
HDFC Bank Limited-III D2 & D5	01-Jun-19	30-Jun-19	30	8.45%	2.535	
	01-Jul-19	28-Jul-19	28	8.40%	2.352	
	29-Jul-19	28-Aug-19	31	8.30%	2.573	
	29-Aug-19	28-Sep-19	31	8.20%	2.542	
	29-Sep-19	28-Oct-19	30	8.10%	2.43	
	29-Oct-19	30-Nov-19	33	8.00%	2.64	
	01-Dec-19	29-Feb-20	91	7.650%	6.9615	
	01-Mar-20	31-Mar-20	31	7.450%	2.3095	7.98%
	01-Apr-20	31-May-20	61	7.450%	4.5445	

Name of the Bank	Interest Details					
	Period		No. of Days	ROI		Effective ROI
	From	To				
	01-Jun-20	23-Dec-20	206	6.300%	12.978	
	24-Dec-20	28-Feb-21	67	5.950%	3.9865	6.44%
	01-Mar-21	31-Mar-21	31	5.950%		5.95%
	01-Apr-21	31-Mar-22	365	5.95%	21.7175	5.95%
	01-Apr-22	23-May-22	53	5.95%	3.1535	
	24-May-22	23-Jun-22	31	6.35%	1.9685	
	24-Jun-22	23-Aug-22	61	6.85%	4.1785	
	24-Aug-22	23-Oct-22	61	7.35%	4.4835	
	24-Oct-22	23-Dec-22	61	7.85%	4.7885	
	24-Dec-22	31-Dec-22	8	8.20%	0.656	
	01-Jan-23	28-Feb-23	59	7.95%	4.6905	
	01-Mar-23	31-Mar-23	31	8.01%	2.4831	7.23%
	01-Apr-23	31-May-23	61	8.01%	4.8861	
	01-Jun-23	31-Mar-24	305	7.95%	24.2475	7.96%
HDFC Bank Limited-V D2, D8, D10	01-Jun-19	24-Jun-19	24	8.45%	2.028	
	25-Jun-19	28-Jul-19	34	8.40%	2.856	
	29-Jul-19	28-Aug-19	31	8.30%	2.573	
	29-Aug-19	28-Sep-19	31	8.20%	2.542	
	29-Sep-19	28-Oct-19	30	8.10%	2.43	
	29-Oct-19	30-Nov-19	33	8.00%	2.64	
	01-Dec-19	29-Feb-20	91	7.650%	6.9615	
	01-Mar-20	31-Mar-20	31	7.450%	2.3095	7.98%
	01-Apr-20	31-May-20	61	7.450%	4.5445	
	01-Jun-20	23-Dec-20	206	6.300%	12.978	
	24-Dec-20	28-Feb-21	67	5.950%	3.9865	6.44%
	01-Mar-21	31-Mar-21	31	5.950%		5.95%
	01-Apr-21	31-Mar-22	365	5.95%	21.7175	5.95%
	01-Apr-22	23-May-22	53	5.95%	3.1535	
	24-May-22	23-Jun-22	31	6.35%	1.9685	
	24-Jun-22	23-Aug-22	61	6.85%	4.1785	
	24-Aug-22	23-Oct-22	61	7.35%	4.4835	
	24-Oct-22	23-Dec-22	61	7.85%	4.7885	
	24-Dec-22	31-Dec-22	8	8.20%	0.656	
	01-Jan-23	28-Feb-23	59	7.95%	4.6905	
	01-Mar-23	31-Mar-23	31	8.01%	2.4831	7.23%
	01-Apr-23	31-May-23	61	8.01%	4.8861	
	01-Jun-23	31-Mar-24	305	7.95%	24.2475	7.96%
HDFC Bank Limited-VI D2, D3	01-Jun-19	25-Jun-19	25	8.45%	2.1125	
	26-Jun-19	28-Jul-19	33	8.40%	2.772	
	29-Jul-19	28-Aug-19	31	8.30%	2.573	
	29-Aug-19	28-Sep-19	31	8.20%	2.542	
	29-Sep-19	28-Oct-19	30	8.10%	2.43	
	29-Oct-19	30-Nov-19	33	8.00%	2.64	
	01-Dec-19	29-Feb-20	91	7.650%	6.9615	
	01-Mar-20	31-Mar-20	31	7.450%	2.3095	7.98%
	01-Apr-20	31-May-20	61	7.450%	4.5445	

Name of the Bank	Interest Details					
	Period		No. of Days	ROI		Effective ROI
	From	To				
	01-Jun-20	23-Dec-20	206	6.300%	12.978	
	24-Dec-20	28-Feb-21	67	5.950%	3.9865	6.44%
	01-Mar-21	31-Mar-21	31	5.950%		5.950%
	01-Apr-21	31-Mar-22	365	5.95%	21.7175	5.950%
	01-Apr-22	23-May-22	53	5.95%	3.1535	
	24-May-22	23-Jun-22	31	6.35%	1.9685	
	24-Jun-22	23-Aug-22	61	6.85%	4.1785	
	24-Aug-22	23-Oct-22	61	7.35%	4.4835	
	24-Oct-22	23-Dec-22	61	7.85%	4.7885	
	24-Dec-22	31-Dec-22	8	8.20%	0.656	
	01-Jan-23	28-Feb-23	59	7.95%	4.6905	
	01-Mar-23	31-Mar-23	31	8.01%	2.4831	7.233%
	01-Apr-23	31-May-23	61	8.01%	4.8861	
	01-Jun-23	31-Mar-24	305	7.95%	24.2475	7.960%
HDFC Bank Limited-VII D1	11-Jun-19	28-Jul-19	48	8.40%	4.032	
	29-Jul-19	28-Aug-19	31	8.30%	2.573	
	29-Aug-19	28-Sep-19	31	8.20%	2.542	
	29-Sep-19	28-Oct-19	30	8.10%	2.43	
	29-Oct-19	30-Nov-19	33	8.00%	2.64	
	01-Dec-19	10-Feb-20	72	7.650%	5.508	
	11-Feb-20	29-Feb-20	19	7.500%	1.425	
	01-Mar-20	31-Mar-20	31	7.450%	2.3095	7.952%
	01-Apr-20	31-May-20	61	7.45%	4.5445	
	01-Jun-20	23-Dec-20	206	6.30%	12.978	
	24-Dec-20	28-Feb-21	67	5.95%	3.9865	6.44%
	01-Mar-21	31-Mar-21	31	5.950%		5.950%
	01-Apr-21	31-Mar-22	365	5.95%	21.7175	5.950%
	01-Apr-22	23-May-22	53	5.95%	3.1535	
	24-May-22	23-Jun-22	31	6.35%	1.9685	
	24-Jun-22	23-Aug-22	61	6.85%	4.1785	
	24-Aug-22	23-Oct-22	61	7.35%	4.4835	
	24-Oct-22	23-Dec-22	61	7.85%	4.7885	
	24-Dec-22	31-Dec-22	8	8.20%	0.656	
	01-Jan-23	28-Feb-23	59	7.95%	4.6905	
	01-Mar-23	31-Mar-23	31	8.01%	2.4831	7.233%
	01-Apr-23	31-May-23	61	8.01%	4.8861	
	01-Jun-23	31-Mar-24	305	7.95%	24.2475	7.960%
HDFC Bank Limited-VII D2	21-Jun-19	28-Jul-19	38	8.40%	3.192	
	29-Jul-19	28-Aug-19	31	8.30%	2.573	
	29-Aug-19	28-Sep-19	31	8.20%	2.542	
	29-Sep-19	28-Oct-19	30	8.10%	2.43	
	29-Oct-19	30-Nov-19	33	8.00%	2.64	
	01-Dec-19	10-Feb-20	72	7.650%	5.508	
	11-Feb-20	01-Mar-20	20	7.500%	1.5	
	01-Mar-20	31-Mar-20	31	7.450%	2.3095	7.935%
	01-Apr-20	31-May-20	61	7.45%	4.5445	

Name of the Bank	Interest Details					
	Period		No. of Days	ROI		Effective ROI
	From	To				
	01-Jun-20	23-Dec-20	206	6.30%	12.978	
	24-Dec-20	28-Feb-21	67	5.95%	3.9865	6.44%
	01-Mar-21	31-Mar-21	31	5.950%		5.950%
	01-Apr-21	31-Mar-22	365	5.95%	21.7175	5.950%
	01-Apr-22	23-May-22	53	5.95%	3.1535	
	24-May-22	23-Jun-22	31	6.35%	1.9685	
	24-Jun-22	23-Aug-22	61	6.85%	4.1785	
	24-Aug-22	23-Oct-22	61	7.35%	4.4835	
	24-Oct-22	23-Dec-22	61	7.85%	4.7885	
	24-Dec-22	31-Dec-22	8	8.20%	0.656	
	01-Jan-23	28-Feb-23	59	7.95%	4.6905	
	01-Mar-23	31-Mar-23	31	8.01%	2.4831	7.233%
	01-Apr-23	31-May-23	61	8.01%	4.8861	
	01-Jun-23	31-Mar-24	305	7.95%	24.2475	7.960%
HDFC Bank Limited-VII D4	10-Jan-20	10-Feb-20	32	7.650%	2.448	
	11-Feb-20	01-Mar-20	20	7.500%	1.5	
	01-Mar-20	31-Mar-20	31	7.450%	2.3095	7.539%
	01-Apr-20	31-May-20	61	7.45%	4.5445	
	01-Jun-20	23-Dec-20	206	6.30%	12.978	
	24-Dec-20	28-Feb-21	67	5.95%	3.9865	6.44%
	01-Mar-21	31-Mar-21	31	5.950%		5.950%
	01-Apr-21	31-Mar-22	365	5.95%	21.7175	5.950%
	01-Apr-22	23-May-22	53	5.95%	3.1535	
	24-May-22	23-Jun-22	31	6.35%	1.9685	
	24-Jun-22	23-Aug-22	61	6.85%	4.1785	
	24-Aug-22	23-Oct-22	61	7.35%	4.4835	
	24-Oct-22	23-Dec-22	61	7.85%	4.7885	
	24-Dec-22	31-Dec-22	8	8.20%	0.656	
	01-Jan-23	28-Feb-23	59	7.95%	4.6905	
	01-Mar-23	31-Mar-23	31	8.01%	2.4831	7.233%
	01-Apr-23	31-May-23	61	8.01%	4.8861	
	01-Jun-23	31-Mar-24	305	7.95%	24.2475	7.960%
HDFC Bank Limited-VII D7	28-May-20	31-May-20	4	7.45%	0.298	
	01-Jun-20	23-Dec-20	206	6.30%	12.978	
	24-Dec-20	28-Feb-21	67	5.95%	3.9865	6.23%
	01-Mar-21	31-Mar-21	31	5.950%		5.950%
	01-Apr-21	31-Mar-22	365	5.95%	21.7175	5.950%
	01-Apr-22	23-May-22	53	5.95%	3.1535	
	24-May-22	23-Jun-22	31	6.35%	1.9685	
	24-Jun-22	23-Aug-22	61	6.85%	4.1785	
	24-Aug-22	23-Oct-22	61	7.35%	4.4835	
	24-Oct-22	23-Dec-22	61	7.85%	4.7885	
	24-Dec-22	31-Dec-22	8	8.20%	0.656	

Name of the Bank	Interest Details					
	Period		No. of Days	ROI		Effective ROI
	From	To				
	01-Jan-23	28-Feb-23	59	7.95%	4.6905	
	01-Mar-23	31-Mar-23	31	8.01%	2.4831	7.233%
	01-Apr-23	31-May-23	61	8.01%	4.8861	
	01-Jun-23	31-Mar-24	305	7.95%	24.2475	7.960%
HDFC Bank Limited-IX D1	30-Jun-20	23-Dec-20	177	6.3000%	11.151	
	24-Dec-20	28-Feb-21	67	5.9500%	3.9865	6.20%
	01-Mar-21	31-Mar-21	31	5.950%		5.950%
	01-Apr-21	31-Mar-22	365	5.95%	21.7175	5.950%
	01-Apr-22	23-May-22	53	5.95%	3.1535	
	24-May-22	23-Jun-22	31	6.35%	1.9685	
	24-Jun-22	23-Aug-22	61	6.85%	4.1785	
	24-Aug-22	23-Oct-22	61	7.35%	4.4835	
	24-Oct-22	23-Dec-22	61	7.85%	4.7885	
	24-Dec-22	31-Dec-22	8	8.20%	0.656	
	01-Jan-23	28-Feb-23	59	7.95%	4.6905	
	01-Mar-23	31-Mar-23	31	8.01%	2.4831	7.233%
	01-Apr-23	31-May-23	61	8.01%	4.8861	
	01-Jun-23	31-Mar-24	305	7.95%	24.2475	7.960%
HDFC Bank Limited-IX D3	13-Aug-20	23-Dec-20	133	6.3000%	8.379	
	24-Dec-20	28-Feb-21	67	5.9500%	3.9865	6.18%
	01-Mar-21	31-Mar-21	31	5.950%		5.950%
	01-Apr-21	31-Mar-22	365	5.95%	21.7175	5.950%
	01-Apr-22	23-May-22	53	5.95%	3.1535	
	24-May-22	23-Jun-22	31	6.35%	1.9685	
	24-Jun-22	23-Aug-22	61	6.85%	4.1785	
	24-Aug-22	23-Oct-22	61	7.35%	4.4835	
	24-Oct-22	23-Dec-22	61	7.85%	4.7885	
	24-Dec-22	31-Dec-22	8	8.20%	0.656	
	01-Jan-23	28-Feb-23	59	7.95%	4.6905	
	01-Mar-23	31-Mar-23	31	8.01%	2.4831	7.233%
	01-Apr-23	31-May-23	61	8.01%	4.8861	
	01-Jun-23	31-Mar-24	305	7.95%	24.2475	7.960%
HDFC Bank Limited-IX D7	04-Nov-20	23-Dec-20	50	6.3000%	3.15	
	24-Dec-20	28-Feb-21	67	5.9500%	3.9865	6.10%
	01-Mar-21	31-Mar-21	31	5.950%		5.950%
	01-Apr-21	31-Mar-22	365	5.95%	21.7175	5.950%
	01-Apr-22	23-May-22	53	5.95%	3.1535	
	24-May-22	23-Jun-22	31	6.35%	1.9685	
	24-Jun-22	23-Aug-22	61	6.85%	4.1785	
	24-Aug-22	23-Oct-22	61	7.35%	4.4835	
	24-Oct-22	23-Dec-22	61	7.85%	4.7885	
	24-Dec-22	31-Dec-22	8	8.20%	0.656	

Name of the Bank	Interest Details					
	Period		No. of Days	ROI		Effective ROI
	From	To				
	01-Jan-23	28-Feb-23	59	7.95%	4.6905	
	01-Mar-23	31-Mar-23	31	8.01%	2.4831	7.233%
	01-Apr-23	31-May-23	61	8.01%	4.8861	
	01-Jun-23	31-Mar-24	305	7.95%	24.2475	7.960%
HDFC Bank Limited-IX D9	07-Dec-20	23-Dec-20	17	6.3000%	1.071	6.021%
	24-Dec-20	28-Feb-21	67	5.9500%	3.9865	
	01-Mar-21	31-Mar-21	31	5.950%		5.950%
	01-Apr-21	31-Mar-22	365	5.95%	21.7175	5.950%
	01-Apr-22	23-May-22	53	5.95%	3.1535	
	24-May-22	23-Jun-22	31	6.35%	1.9685	
	24-Jun-22	23-Aug-22	61	6.85%	4.1785	
	24-Aug-22	23-Oct-22	61	7.35%	4.4835	
	24-Oct-22	23-Dec-22	61	7.85%	4.7885	
	24-Dec-22	31-Dec-22	8	8.20%	0.656	
	01-Jan-23	28-Feb-23	59	7.95%	4.6905	
	01-Mar-23	31-Mar-23	31	8.01%	2.4831	7.233%
	01-Apr-23	31-May-23	61	8.01%	4.8861	
	01-Jun-23	31-Mar-24	305	7.95%	24.2475	7.960%
HDFC Bank Limited-IX D10	24-Dec-20	28-Feb-21	67	5.950%		5.950%
	01-Mar-21	31-Mar-21	31	5.950%		5.950%
	01-Apr-21	31-Mar-22	365	5.95%	21.7175	5.950%
	01-Apr-22	23-May-22	53	5.95%	3.1535	
	24-May-22	23-Jun-22	31	6.35%	1.9685	
	24-Jun-22	23-Aug-22	61	6.85%	4.1785	
	24-Aug-22	23-Oct-22	61	7.35%	4.4835	
	24-Oct-22	23-Dec-22	61	7.85%	4.7885	
	24-Dec-22	31-Dec-22	8	8.20%	0.656	
	01-Jan-23	28-Feb-23	59	7.95%	4.6905	
	01-Mar-23	31-Mar-23	31	8.01%	2.4831	7.233%
	01-Apr-23	31-May-23	61	8.01%	4.8861	
	01-Jun-23	31-Mar-24	305	7.95%	24.2475	7.960%
ICICI-IV D2, D3, D4, D5, D6, D10	01-Jun-19	31-Mar-20	305	8.600%		8.600%
	01-Apr-20	28-Feb-21	334	8.600%		8.600%
	01-Mar-21	31-Mar-21	31	8.600%		8.600%
ICICI-VI D1, D5, D7, D9	01-Jun-19	31-Mar-20	305	8.600%		8.600%
	01-Apr-20	28-Feb-21	334	8.600%		8.600%
	01-Mar-21	31-Mar-21	31	8.600%		8.600%
PNB-IV D1	01-Jun-19	03-Aug-19	64	8.200%	5.248	
	04-Aug-19	03-Nov-19	92	8.050%	7.406	
	04-Nov-19	03-Feb-20	92	7.900%	7.268	

Name of the Bank	Interest Details					
	Period		No. of Days	ROI		Effective ROI
	From	To				
	04-Feb-20	31-Mar-20	57	7.650%	4.3605	7.96%
	01-Apr-20	03-May-20	33	7.650%	2.5245	
	04-May-20	03-Jun-20	31	7.200%	2.232	
	04-Jun-20	03-Aug-20	61	7.050%	4.3005	
	04-Aug-20	03-Nov-20	92	6.800%	6.256	
	04-Nov-20	20-Dec-20	47	6.700%	3.149	
	21-Dec-20	28-Feb-21	70	6.50%	4.55	6.89%
	01-Mar-21	31-Mar-21	31	6.50%		6.50%
	01-Apr-21	20-Sep-21	173	6.20%	10.726	
	21-Sep-21	31-Mar-22	192	5.80%	11.136	5.99%
	01-Apr-22	20-Jun-22	81	5.80%	4.698	
	21-Jun-22	31-Aug-22	72	6.70%	4.824	
	01-Sep-22	30-Sep-22	30	7.20%	2.16	
	01-Oct-22	31-Dec-22	92	7.70%	7.084	
	01-Jan-23	28-Feb-23	59	8.05%	4.7495	
	01-Mar-23	31-Mar-23	31	8.30%	2.573	7.15%
	01-Apr-23	31-Mar-24	366	7.90%	28.914	7.90%
IDFC-III D3	01-Jun-19	31-Mar-20	305	8.6500%		8.6500%
	01-Apr-20	28-Feb-21	334	8.6500%		8.6500%
	01-Mar-21	31-Mar-21	31	8.6500%		8.6500%
IDFC-IV D1 & D2	01-Jun-19	31-Mar-20	305	8.60%		8.6000%
	01-Apr-20	28-Feb-21	334	8.60%		8.6000%
	01-Mar-21	31-Mar-21	31	8.60%		8.6000%
Jammu and Kashmir Bank III D2, D4	01-Jun-19	12-Jun-19	12	8.25%	0.99	
	13-Jun-19	12-Aug-19	61	8.2000%	5.002	
	13-Aug-19	12-Sep-19	31	8.0000%	2.48	
	13-Sep-19	12-Oct-19	30	7.9500%	2.385	
	13-Oct-19	12-Nov-19	31	7.9000%	2.449	
	13-Nov-19	12-Dec-19	30	7.8000%	2.34	
	13-Dec-19	12-Jan-20	31	7.7000%	2.387	
	13-Jan-20	12-Mar-20	60	7.6500%	4.59	
	13-Mar-20	31-Mar-20	19	7.6000%	1.444	7.89%
	01-Apr-20	12-Apr-20	12	7.6000%	0.912	
	13-Apr-20	12-May-20	30	7.2500%	2.175	
	13-May-20	12-Jun-20	31	7.2000%	2.232	
	13-Jun-20	12-Jul-20	30	7.1500%	2.145	
	13-Jul-20	12-Aug-20	31	7.0000%	2.17	
	13-Aug-20	26-Nov-20	106	6.8500%	7.261	
	27-Nov-20	28-Feb-21	94	5.8800%	5.5272	6.71%
	01-Mar-21	31-Mar-21	31	5.8800%		5.8800%
	01-Apr-21	31-Mar-22	365	5.88%	21.462	5.8800%

Name of the Bank	Interest Details					
	Period		No. of Days	ROI		Effective ROI
	From	To				
	01-Apr-22	26-May-22	56	5.88%	3.2928	
	27-May-22	26-Jul-22	61	6.28%	3.8308	
	27-Jul-22	26-Sep-22	62	6.78%	4.2036	
	27-Sep-22	26-Nov-22	61	7.28%	4.4408	
	27-Nov-22	30-Dec-22	34	7.78%	2.6452	
	31-Dec-22	26-Feb-23	58	7.73%	4.4834	
	27-Feb-23	31-Mar-23	33	7.98%	2.6334	6.9945%
	01-Apr-23	31-Mar-24	366	7.98%	29.2068	7.9800%
Oriental Bank of Commerce-III	01-Jun-19	31-Mar-20	8.60%	8.60%		8.6000%
	01-Apr-20	28-Feb-21	334	8.60%		8.6000%
	01-Mar-21	31-Mar-21	31	8.60%		8.6000%
State Bank of India-VIII D2, D3, D4, D5, D7, D8, D11, D12, D13, D15, D24	01-Jun-19	13-Aug-19	74	8.15%	6.031	
	14-Aug-19	13-Nov-19	92	7.95%	7.314	
	14-Nov-19	13-Feb-20	92	7.70%	7.084	
	14-Feb-20	31-Mar-20	47	7.65%	3.5955	7.88%
	01-Apr-20	13-May-20	43	7.6500%	3.2895	
	14-May-20	13-Aug-20	92	7.0000%	6.44	
	14-Aug-20	28-Feb-21	199	6.6500%	13.2335	6.88%
	01-Mar-21	31-Mar-21	31	6.6500%	2.0615	6.65%
	01-Apr-21	31-Mar-22	365	6.65%	24.2725	6.65%
	01-Apr-22	13-May-22	43	6.65%	2.8595	
	14-May-22	13-Aug-22	92	6.75%	6.21	
	14-Aug-22	13-Nov-22	92	7.15%	6.578	
	14-Nov-22	13-Feb-23	92	7.60%	6.992	
	14-Feb-23	31-Mar-23	46	8.00%	3.68	7.21%
	01-Apr-23	13-May-23	43	8.00%	3.44	
	14-May-23	13-Aug-23	92	8.10%	7.452	
	14-Aug-23	13-Feb-24	184	8.15%	14.996	
	14-Feb-24	31-Mar-24	47	8.20%	3.854	8.13%
State Bank of India-IX D1, D2, D7, D10	01-Jun-19	13-Aug-19	74	8.15%	6.031	
	14-Aug-19	13-Nov-19	92	7.95%	7.314	
	14-Nov-19	13-Feb-20	92	7.70%	7.084	
	14-Feb-20	31-Mar-20	47	7.65%	3.5955	7.88%
	01-Apr-20	13-May-20	43	7.6500%	3.2895	
	14-May-20	13-Aug-20	92	7.0000%	6.44	
	14-Aug-20	28-Feb-21	199	6.6500%	13.2335	6.88%
	01-Mar-21	31-Mar-21	31	6.6500%		6.65%
	01-Apr-21	31-Mar-22	365	6.65%	24.2725	6.65%
	01-Apr-22	13-May-22	43	6.65%	2.8595	
	14-May-22	13-Aug-22	92	6.75%	6.21	

Name of the Bank	Interest Details					
	Period		No. of Days	ROI		Effective ROI
	From	To				
	14-Aug-22	13-Nov-22	92	7.15%	6.578	
	14-Nov-22	13-Feb-23	92	7.60%	6.992	
	14-Feb-23	31-Mar-23	46	8.00%	3.68	7.21%
	01-Apr-23	13-May-23	43	8.00%	3.44	
	14-May-23	13-Aug-23	92	8.10%	7.452	
	14-Aug-23	13-Feb-24	184	8.15%	14.996	
	14-Feb-24	31-Mar-24	47	8.20%	3.854	8.13%
State Bank of India-X D1, D2, D3	01-Jun-19	24-Jun-19	24	8.2500%	1.98	
	25-Jun-19	24-Sep-19	92	8.15%	7.498	
	25-Sep-19	24-Dec-19	91	7.85%	7.1435	
	25-Dec-19	24-Mar-20	91	7.70%	7.007	
	25-Mar-20	31-Mar-20	7	7.50%	0.525	7.92%
	01-Apr-20	24-Jun-20	85	7.5000%	6.375	
	25-Jun-20	24-Sep-20	92	6.7500%	6.21	
	25-Sep-20	28-Feb-21	157	6.6500%	10.4405	6.89%
	01-Mar-21	31-Mar-21	31	6.6500%		6.6500%
	01-Apr-21	31-Mar-22	365	6.65%	24.2725	6.6500%
	01-Apr-22	24-Jun-22	85	6.65%	5.6525	
	25-Jun-22	24-Sep-22	92	7.05%	6.486	
	25-Sep-22	24-Dec-22	91	7.35%	6.6885	
	25-Dec-22	24-Mar-23	90	8.00%	7.2	
	25-Mar-23	31-Mar-23	7	8.10%	0.567	7.2860%
	01-Apr-23	24-Sep-23	177	8.10%	14.337	
	25-Sep-23	24-Dec-23	91	8.15%	7.4165	
	25-Dec-23	31-Mar-24	98	8.20%	8.036	8.1392%
State Bank of India-XI D1, D3, D4, D5	01-Jun-19	10-Jul-19	40	8.3000%	3.32	
	11-Jul-19	10-Oct-19	92	8.2000%	7.544	
	11-Oct-19	10-Jan-20	92	7.8500%	7.222	
	11-Jan-20	31-Jan-20	21	7.7500%	1.6275	
	01-Feb-20	31-Mar-20	60	7.7000%	4.62	7.98%
	01-Apr-20	10-Apr-20	10	7.7000%	0.77	
	11-Apr-20	10-Jul-20	91	7.1500%	6.5065	
	11-Jul-20	28-Feb-21	233	6.6500%	15.4945	6.82%
	01-Mar-21	31-Mar-21	31	6.6500%		6.6500%
	01-Apr-21	31-Mar-22	365	6.65%	24.2725	6.6500%
	01-Apr-22	10-Jul-22	101	6.65%	6.7165	
	11-Jul-22	30-Sep-22	82	7.05%	5.781	
	01-Oct-22	10-Oct-22	10	7.05%	0.705	
	11-Oct-22	13-Feb-23	126	7.35%	9.261	
	14-Feb-23	31-Mar-23	46	8.00%	3.68	7.1626%
	01-Apr-23	10-Apr-23	10	8.00%	0.8	
	11-Apr-23	10-Oct-23	183	8.10%	14.823	
	11-Oct-23	10-Jan-24	92	8.15%	7.498	
	11-Jan-24	31-Mar-24	81	8.20%	6.642	8.1320%

Name of the Bank	Interest Details					
	Period		No. of Days	ROI		Effective ROI
	From	To				
State Bank of India-XII D1, D2, D3	01-Jun-19	10-Aug-19	71	8.2500%	5.8575	
	11-Aug-19	10-Nov-19	92	8.0500%	7.406	
	11-Nov-19	10-Jan-20	61	7.8000%	4.758	
	11-Jan-20	31-Jan-20	21	7.7500%	1.6275	
	01-Feb-20	31-Mar-20	60	7.7000%	4.62	7.96%
	01-Apr-20	10-Apr-20	10	7.7000%	0.77	
	11-Apr-20	10-Jul-20	91	7.1500%	6.5065	
	11-Jul-20	28-Feb-21	233	6.6500%	15.4945	6.82%
	01-Mar-21	31-Mar-21	31	6.6500%		6.65%
	01-Apr-21	31-Mar-22	365	6.65%	24.2725	6.65%
	01-Apr-22	10-Jul-22	101	6.65%	6.7165	
	11-Jul-22	10-Oct-22	92	7.05%	6.486	
	11-Oct-22	10-Jan-23	92	7.35%	6.762	
	11-Jan-23	31-Mar-23	80	8.00%	6.4	7.22%
	01-Apr-23	10-Apr-23	10	8.00%	0.8	
	11-Apr-23	10-Oct-23	183	8.10%	14.823	
	11-Oct-23	10-Jan-24	92	8.15%	7.498	
	11-Jan-24	31-Mar-24	81	8.20%	6.642	8.13%
Syndicate-III D5	01-Jun-19	16-Jun-19	16	8.4500%	1.352	
	17-Jun-19	05-Aug-19	50	8.5000%	4.25	
	06-Aug-19	05-Sep-19	31	8.2500%	2.5575	
	06-Sep-19	05-Jan-20	122	8.0000%	9.76	
	06-Jan-20	05-Feb-20	31	7.8000%	2.418	

Name of the Bank	Interest Details					
	Period		No. of Days	ROI		Effective ROI
	From	To				
	06-Feb-20	05-Mar-20	29	7.6000%	2.204	
	06-Mar-20	31-Mar-20	26	7.5500%	1.963	8.03%
	01-Apr-20	05-Apr-20	5	7.5500%	0.3775	
	06-Apr-20	05-May-20	30	7.6500%	2.295	
	06-May-20	05-Jul-20	61	7.5000%	4.575	
	06-Jul-20	05-Aug-20	31	7.3000%	2.263	
	06-Aug-20	23-Aug-20	18	7.2000%	1.296	7.45%
	01-Mar-21	31-Mar-21	31	7.2000%		7.20%
Syndicate-IV D3	24-Jan-20	05-Feb-20	13	7.8000%	1.014	
	06-Feb-20	05-03-2020	29	7.6000%	2.204	
	06-Mar-20	31-Mar-20	26	7.5500%	1.963	7.62%
	01-Apr-20	05-Apr-20	5	7.5500%	0.3775	
	06-Apr-20	05-May-20	30	7.6500%	2.295	
	06-May-20	05-Jul-20	61	7.5000%	4.575	
	06-Jul-20	05-Aug-20	31	7.3000%	2.263	
	06-Aug-20	23-Aug-20	18	7.2000%	1.296	7.45%
	01-Mar-21	31-Mar-21	31	7.2000%		7.20%
State Bank of Mysore II D1, D2	01-Jun-19	31-Mar-20	305	9.50%		9.50%
	01-Apr-20	28-Feb-21	334	9.50%		9.50%
	01-Mar-21	31-Mar-21	31	9.50%		9.50%
State Bank of Bikaner & Jaipur/ State Bank of India - D3	01-Jun-19	13-Aug-19	74	8.15%	6.031	
	14-Aug-19	13-Nov-19	92	7.9500%	7.314	
	14-Nov-19	13-Feb-20	92	7.7000%	7.084	
	14-Feb-20	31-Mar-20	47	7.6500%	3.5955	7.88%
	01-Apr-20	13-May-20	43	7.6500%	3.2895	
	14-May-20	13-Aug-20	92	7.0000%	6.44	
	14-Aug-20	28-Feb-21	199	6.6500%	13.2335	6.88%
	01-Mar-21	31-Mar-21	31	6.6500%		6.6500%
	01-Apr-21	31-Mar-22	365	6.65%	24.2725	6.6500%
	01-Apr-22	13-May-22	43	6.65%	2.8595	
	14-May-22	13-Aug-22	92	6.75%	6.21	
	14-Aug-22	13-Nov-22	92	7.15%	6.578	
	14-Nov-22	13-Feb-23	92	7.60%	6.992	
	14-Feb-23	31-Mar-23	46	8.00%	3.68	7.2108%
	01-Apr-23	13-May-23	43	8.00%	3.44	
	14-May-23	13-Aug-23	92	8.10%	7.452	
	14-Aug-23	13-Feb-24	184	8.15%	14.996	
	14-Feb-24	31-Mar-24	47	8.20%	3.854	8.1262%
Vijaya Bank-VI- D4	01-Jun-19	12-Jul-19	42	8.3500%	3.507	
	13-Jul-19	12-Aug-19	31	8.3000%	2.573	
	13-Aug-19	12-Sep-19	31	8.1500%	2.5265	
	13-Sep-19	12-Oct-19	30	8.1000%	2.43	

Name of the Bank	Interest Details					
	Period		No. of Days	ROI		Effective ROI
	From	To				
	13-Oct-19	12-Nov-19	31	8.0500%	2.4955	
	13-Nov-19	12-Dec-19	30	7.8500%	2.355	
	13-Dec-19	12-Jan-20	31	7.6500%	2.3715	
	13-Jan-20	12-Feb-20	31	7.6000%	2.356	
	13-Feb-20	31-Mar-20	48	7.5500%	3.624	7.95%
	01-Apr-20	12-Apr-20	12	7.5500%	0.906	
	13-Apr-20	12-May-20	30	7.4000%	2.22	
	13-May-20	12-Jun-20	31	7.3500%	2.2785	
	13-Jun-20	12-Jul-20	30	7.2000%	2.16	
	13-Jul-20	23-Aug-20	42	7.1500%	3.003	7.29%

Info:

(i) Floating rate, interest basis and withholding tax rates are as per mail received from IF on 10.10.2024

From 01-06-2019
To 31-03-2020

Name of the Loan	From	To	Floating Rate of interest	Withholding Tax (WHT)	Applicability of Withholding Tax	Interest Basis	Financial year	Interest rate (incl WHT)	Loan Proportion	No of days	Product	WAVG rate
SBI, NEW YORK	01-04-2019	14-05-2019	4.25500%	5.46000%	10.00000%	Act/360	2019-20	4.279574%	100%	0	0	
SBI, NEW YORK	15-05-2019	28-07-2019	3.98763%	5.46000%	10.00000%	Act/360	2019-20	4.010660%	100%	58	2.3648524	
SBI, NEW YORK	29-07-2019	29-01-2020	3.57750%	5.46000%	10.00000%	Act/360	2019-20	3.596161%	100%	185	6.7675416	
SBI, NEW YORK Weighted Average rate												3.75820%
JPY Equ. 350Million A	01-04-2019	11-04-2019	0.95833%	5.46000%	100.00000%	Act/360	2019-20	1.014735%	100%	0	0	
JPY Equ. 350Million A	12-04-2019	10-10-2019	0.95700%	5.46000%	100.00000%	Act/360	2019-20	1.012270%	100%	182	1.3584663	
JPY Equ. 350Million A	11-10-2019	29-02-2020	0.95000%	5.46000%	100.00000%	Act/360	2019-20	1.004866%	100%	142	1.4506911	
JPY Equ. 350Million A	01-03-2020	31-03-2020	0.95000%	5.46000%	100.00000%	Act/360	2019-20	1.004866%	100%	31	0.3167002	
JPY Equ. 350Million A	01-04-2020	12-04-2020	0.95000%	5.46000%	100.00000%	Act/360	2020-21	1.004866%	100%	0	0	
JPY Equ. 350Million A	13-04-2020	11-10-2020	0.97417%	5.46000%	100.00000%	Act/360	2020-21	1.030432%	100%	0	0	
JPY Equ. 350Million A	12-10-2020	31-03-2021	0.95000%	5.46000%	100.00000%	Act/360	2020-21	1.004866%	100%	0	0	
JPY Equ. 350Million A	01-04-2021	11-04-2021	0.95000%	5.46000%	100.00000%	Act/360	2021-22	1.004866%	100%	0	0	
JPY Equ. 350Million A	12-04-2021	10-10-2021	0.95000%	5.46000%	100.00000%	Act/360	2021-22	1.004866%	100%	0	0	
JPY Equ. 350Million A	11-10-2021	31-03-2022	0.95000%	5.46000%	100.00000%	Act/360	2021-22	1.004866%	100%	0	0	
JPY Equ. 350Million A	01-04-2022	10-04-2022	0.95000%	5.46000%	100.00000%	Act/360	2022-23	1.004866%	100%	0	0	
JPY Equ. 350Million A	11-04-2022	11-07-2022	0.95000%	5.46000%	100.00000%	Act/365	2022-23	1.004866%	100%	0	0	
JPY Equ. 350Million A	12-07-2022	11-10-2022	0.95000%	5.46000%	100.00000%	Act/365	2022-23	1.004866%	100%	0	0	
JPY Equ. 350Million A	12-10-2022	11-01-2023	0.95000%	5.46000%	100.00000%	Act/365	2022-23	1.004866%	100%	0	0	
JPY Equ. 350Million A	12-01-2023	31-03-2023	0.95000%	5.46000%	100.00000%	Act/365	2022-23	1.004866%	100%	0	0	
JPY Equ. 350Million A	01-04-2023	11-04-2023	0.95000%	5.46000%	100.00000%	Act/365	2023-24	1.004866%	100%	0	0	
JPY Equ. 350Million A	12-04-2023	11-07-2023	0.95000%	5.46000%	100.00000%	Act/365	2023-24	1.004866%	100%	0	0	
JPY Equ. 350Million A	12-07-2023	11-10-2023	0.95000%	5.46000%	100.00000%	Act/365	2023-24	1.004866%	100%	0	0	
JPY Equ. 350Million A	12-10-2023	11-01-2024	0.95000%	5.46000%	100.00000%	Act/365	2023-24	1.004866%	100%	0	0	
JPY Equ. 350Million A	12-01-2024	31-03-2024	0.86342%	5.46000%	100.00000%	Act/365	2023-24	1.019061%	100%	0	0	
JPY Equ. 350Million A Weighted Average rate												1.02490%
JPY Equ. 350Million B	01-04-2019	11-04-2019	0.95833%	5.46000%	100.00000%	Act/360	2019-20	1.014735%	100%	0	0	
JPY Equ. 350Million B	12-04-2019	10-10-2019	0.95700%	5.46000%	100.00000%	Act/360	2019-20	1.012270%	100%	182	1.3584663	
JPY Equ. 350Million B	11-10-2019	29-02-2020	0.95000%	5.46000%	100.00000%	Act/360	2019-20	1.004866%	100%	142	1.4506911	
JPY Equ. 350Million B	01-03-2020	31-03-2020	0.95000%	5.46000%	100.00000%	Act/360	2019-20	1.004866%	100%	31	0.3167002	
JPY Equ. 350Million B	01-04-2020	12-04-2020	0.95000%	5.46000%	100.00000%	Act/360	2020-21	1.004866%	100%	0	0	
JPY Equ. 350Million B	13-04-2020	11-10-2020	0.97417%	5.46000%	100.00000%	Act/360	2020-21	1.030432%	100%	0	0	
JPY Equ. 350Million B	12-10-2020	31-03-2021	0.95000%	5.46000%	100.00000%	Act/360	2020-21	1.004866%	100%	0	0	
JPY Equ. 350Million B	01-04-2021	11-04-2021	0.95000%	5.46000%	100.00000%	Act/360	2021-22	1.004866%	100%	0	0	
JPY Equ. 350Million B	12-04-2021	10-10-2021	0.95000%	5.46000%	100.00000%	Act/360	2021-22	1.004866%	100%	0	0	
JPY Equ. 350Million B	11-10-2021	31-03-2022	0.95000%	5.46000%	100.00000%	Act/360	2021-22	1.004866%	100%	0	0	
JPY Equ. 350Million B	01-04-2022	10-04-2022	0.95000%	5.46000%	100.00000%	Act/360	2022-23	1.004866%	100%	0	0	
JPY Equ. 350Million B	11-04-2022	11-07-2022	0.95000%	5.46000%	100.00000%	Act/365	2022-23	1.004866%	100%	0	0	
JPY Equ. 350Million B	12-07-2022	11-10-2022	0.95000%	5.46000%	100.00000%	Act/365	2022-23	1.004866%	100%	0	0	
JPY Equ. 350Million B	12-10-2022	11-01-2023	0.95000%	5.46000%	100.00000%	Act/365	2022-23	1.004866%	100%	0	0	
JPY Equ. 350Million B	12-01-2023	31-03-2023	0.95000%	5.46000%	100.00000%	Act/365	2022-23	1.004866%	100%	0	0	
JPY Equ. 350Million B	01-04-2023	11-04-2023	0.95000%	5.46000%	100.00000%	Act/365	2023-24	1.004866%	100%	0	0	
JPY Equ. 350Million B	12-04-2023	11-07-2023	0.95000%	5.46000%	100.00000%	Act/365	2023-24	1.004866%	100%	0	0	
JPY Equ. 350Million B	12-07-2023	11-10-2023	0.95000%	5.46000%	100.00000%	Act/365	2023-24	1.004866%	100%	0	0	
JPY Equ. 350Million B	12-10-2023	11-01-2024	0.95000%	5.46000%	100.00000%	Act/365	2023-24	1.004866%	100%	0	0	

JPY Equ. 350Million B	12-01-2024	31-03-2024	0.96342%	5.46000%	100.00000%	Act/365	2023-24	1.019861%	100%	0	0	
JPY Equ. 350Million B Weighted Average rate												1.02490%
JPY Equ. 300Million A	01-04-2019	09-04-2019	1.02000%	5.46000%	100.00000%	Act/360	2019-20	1.078908%	100%	0	0	
JPY Equ. 300Million A	10-04-2019	09-07-2019	1.02000%	5.46000%	100.00000%	Act/360	2019-20	1.078908%	100%	39	0.4277872	
JPY Equ. 300Million A	10-07-2019	09-01-2020	1.02000%	5.46000%	100.00000%	Act/360	2019-20	1.078908%	100%	184	2.018278	
JPY Equ. 300Million A	10-01-2020	29-02-2020	1.03467%	5.46000%	100.00000%	Act/360	2019-20	1.094426%	100%	51	0.5674597	
JPY Equ. 300Million A	01-03-2020	31-03-2020	1.03467%	5.46000%	100.00000%	Act/360	2019-20	1.094426%	100%	31	0.3449265	
JPY Equ. 300Million A	01-04-2020	12-07-2020	1.03467%	5.46000%	100.00000%	Act/360	2020-21	1.094426%	100%	0	0	
JPY Equ. 300Million A	13-07-2020	12-01-2021	1.02000%	5.46000%	100.00000%	Act/360	2020-21	1.078908%	100%	0	0	
JPY Equ. 300Million A	13-01-2021	31-03-2021	1.02000%	5.46000%	100.00000%	Act/360	2020-21	1.078908%	100%	0	0	
JPY Equ. 300Million A	01-04-2021	12-07-2021	1.02000%	5.46000%	100.00000%	Act/360	2021-22	1.078908%	100%	0	0	
JPY Equ. 300Million A	13-07-2021	12-01-2022	1.02000%	5.46000%	100.00000%	Act/360	2021-22	1.078908%	100%	0	0	
JPY Equ. 300Million A	13-01-2022	31-03-2022	1.02000%	5.46000%	100.00000%	Act/365	2021-22	1.078908%	100%	0	0	
JPY Equ. 300Million A	01-04-2022	12-04-2022	1.02000%	5.46000%	100.00000%	Act/365	2022-23	1.078908%	100%	0	0	
JPY Equ. 300Million A	13-04-2022	12-07-2022	1.02000%	5.46000%	100.00000%	Act/365	2022-23	1.078908%	100%	0	0	
JPY Equ. 300Million A	13-07-2022	12-10-2022	1.02000%	5.46000%	100.00000%	Act/365	2022-23	1.078908%	100%	0	0	
JPY Equ. 300Million A	13-10-2022	12-01-2023	1.02000%	5.46000%	100.00000%	Act/365	2022-23	1.078908%	100%	0	0	
JPY Equ. 300Million A	13-01-2023	31-03-2023	1.02000%	5.46000%	100.00000%	Act/365	2022-23	1.078908%	100%	0	0	
JPY Equ. 300Million A	01-04-2023	12-04-2023	1.02000%	5.46000%	100.00000%	Act/365	2023-24	1.078908%	100%	0	0	
JPY Equ. 300Million A	13-04-2023	12-07-2023	1.02000%	5.46000%	100.00000%	Act/365	2023-24	1.078908%	100%	0	0	
JPY Equ. 300Million A	13-07-2023	12-10-2023	1.02000%	5.46000%	100.00000%	Act/365	2023-24	1.078908%	100%	0	0	
JPY Equ. 300Million A	13-10-2023	14-01-2024	1.02000%	5.46000%	100.00000%	Act/365	2023-24	1.078908%	100%	0	0	
JPY Equ. 300Million A	15-01-2024	31-03-2024	1.03865%	5.46000%	100.00000%	Act/365	2023-24	1.098520%	100%	0	0	
JPY Equ. 300Million A Weighted Average rate												1.10110%
JPY Equ. 300Million B	01-04-2019	09-04-2019	1.02000%	5.46000%	100.00000%	Act/360	2019-20	1.078908%	100%	0	0	
JPY Equ. 300Million B	10-04-2019	09-07-2019	1.02000%	5.46000%	100.00000%	Act/360	2019-20	1.078908%	100%	39	0.4277872	
JPY Equ. 300Million B	10-07-2019	09-01-2020	1.02000%	5.46000%	100.00000%	Act/360	2019-20	1.078908%	100%	184	2.018278	
JPY Equ. 300Million B	10-01-2020	29-02-2020	1.03467%	5.46000%	100.00000%	Act/360	2019-20	1.094426%	100%	51	0.5674597	
JPY Equ. 300Million B	01-03-2020	31-03-2020	1.03467%	5.46000%	100.00000%	Act/360	2019-20	1.094426%	100%	31	0.3449265	
JPY Equ. 300Million B	01-04-2020	12-07-2020	1.03467%	5.46000%	100.00000%	Act/360	2020-21	1.094426%	100%	0	0	
JPY Equ. 300Million B	13-07-2020	12-01-2021	1.02000%	5.46000%	100.00000%	Act/360	2020-21	1.078908%	100%	0	0	
JPY Equ. 300Million B	13-01-2021	31-03-2021	1.02000%	5.46000%	100.00000%	Act/360	2020-21	1.078908%	100%	0	0	
JPY Equ. 300Million B	01-04-2021	12-07-2021	1.02000%	5.46000%	100.00000%	Act/360	2021-22	1.078908%	100%	0	0	
JPY Equ. 300Million B	13-07-2021	12-01-2022	1.02000%	5.46000%	100.00000%	Act/360	2021-22	1.078908%	100%	0	0	
JPY Equ. 300Million B	13-01-2022	31-03-2022	1.02000%	5.46000%	100.00000%	Act/365	2021-22	1.078908%	100%	0	0	
JPY Equ. 300Million B	01-04-2022	12-04-2022	1.02000%	5.46000%	100.00000%	Act/365	2022-23	1.078908%	100%	0	0	
JPY Equ. 300Million B	13-04-2022	12-07-2022	1.02000%	5.46000%	100.00000%	Act/365	2022-23	1.078908%	100%	0	0	
JPY Equ. 300Million B	13-07-2022	12-10-2022	1.02000%	5.46000%	100.00000%	Act/365	2022-23	1.078908%	100%	0	0	
JPY Equ. 300Million B	13-10-2022	12-01-2023	1.02000%	5.46000%	100.00000%	Act/365	2022-23	1.078908%	100%	0	0	
JPY Equ. 300Million B	13-01-2023	31-03-2023	1.02000%	5.46000%	100.00000%	Act/365	2022-23	1.078908%	100%	0	0	
JPY Equ. 300Million B	01-04-2023	12-04-2023	1.02000%	5.46000%	100.00000%	Act/365	2023-24	1.078908%	100%	0	0	
JPY Equ. 300Million B	13-04-2023	12-07-2023	1.02000%	5.46000%	100.00000%	Act/365	2023-24	1.078908%	100%	0	0	
JPY Equ. 300Million B	13-07-2023	12-10-2023	1.02000%	5.46000%	100.00000%	Act/365	2023-24	1.078908%	100%	0	0	
JPY Equ. 300Million B	13-10-2023	14-01-2024	1.02000%	5.46000%	100.00000%	Act/365	2023-24	1.078908%	100%	0	0	
JPY Equ. 300Million B	15-01-2024	31-03-2024	1.03865%	5.46000%	100.00000%	Act/365	2023-24	1.098520%	100%	0	0	
JPY Equ. 300Million B Weighted Average rate												1.10110%
JPY Equ. 750M D [illegible]	29 [illegible] 0_0	29-03-2020	0.60000%	5.46000%	58. 3020%	Act/360	2019-20	0.827135%	75%	32	0.2018209	
JPY Equ. 750M [illegible]	01 [illegible] 3 2020	31-03-2020	0.60000%	5.46000%	58. 3020%	Act/360	2019-20	0.827135%	75%	31	0.195514	

JPY Equ. 750M Drawl (I to IV)	01-04-2020	28-04-2020	0.80000%	5.46000%	58.73020%	Act/360	2020-21	0.827135%	75%	0	0
JPY Equ. 750M Drawl (I to IV)	29-04-2020	29-07-2020	0.80000%	5.46000%	58.73020%	Act/360	2020-21	0.827135%	75%	0	0
JPY Equ. 750M Drawl (I to IV)	30-07-2020	28-01-2021	0.80000%	5.46000%	58.73020%	Act/360	2020-21	0.827135%	75%	0	0
JPY Equ. 750M Drawl (I to IV)	29-01-2021	31-03-2021	0.80000%	5.46000%	58.73020%	Act/360	2020-21	0.827135%	75%	0	0
JPY Equ. 750M Drawl (I to IV)	01-04-2021	28-07-2021	0.80000%	5.46000%	58.73020%	Act/360	2021-22	0.827135%	75%	0	0
JPY Equ. 750M Drawl (I to IV)	29-07-2021	31-08-2021	0.80000%	5.46000%	58.73020%	Act/360	2021-22	0.827135%	75%	0	0
JPY Equ. 750M Drawl (I to IV)	01-09-2021	30-01-2022	0.80000%	5.46000%	58.73020%	Act/360	2021-22	0.827135%	75%	0	0
JPY Equ. 750M Drawl (I to IV)	31-01-2022	31-03-2022	0.80000%	5.46000%	58.73020%	Act/365	2021-22	0.827135%	75%	0	0
JPY Equ. 750M Drawl (I to IV)	01-04-2022	27-04-2022	0.80000%	5.46000%	58.73020%	Act/365	2022-23	0.827135%	75%	0	0
JPY Equ. 750M Drawl (I to IV)	28-04-2022	27-07-2022	0.80000%	5.46000%	58.73020%	Act/365	2022-23	0.827135%	75%	0	0
JPY Equ. 750M Drawl (I to IV)	28-07-2022	27-10-2022	0.80000%	5.46000%	58.73020%	Act/365	2022-23	0.827135%	75%	0	0
JPY Equ. 750M Drawl (I to IV)	28-10-2022	29-01-2023	0.80000%	5.46000%	58.73020%	Act/365	2022-23	0.827135%	75%	0	0
JPY Equ. 750M Drawl (I to IV)	30-01-2023	31-03-2023	0.80000%	5.46000%	58.73020%	Act/365	2022-23	0.827135%	75%	0	0
JPY Equ. 750M Drawl (I to IV)	01-04-2023	27-04-2023	0.80000%	5.46000%	58.73020%	Act/365	2023-24	0.827135%	75%	0	0
JPY Equ. 750M Drawl (I to IV)	28-04-2023	30-07-2023	0.80000%	5.46000%	58.73020%	Act/365	2023-24	0.827135%	75%	0	0
JPY Equ. 750M Drawl (I to IV)	31-07-2023	29-10-2023	0.80000%	5.46000%	58.73020%	Act/365	2023-24	0.827135%	75%	0	0
JPY Equ. 750M Drawl (I to IV)	30-10-2023	30-01-2024	0.80000%	5.46000%	58.73020%	Act/365	2023-24	0.827135%	75%	0	0
JPY Equ. 750M Drawl (I to IV)	31-01-2024	31-03-2024	0.83190%	5.46000%	58.73020%	Act/365	2023-24	0.860117%	75%	0	0
JPY Equ. 750M Drawl (I to IV)	29-01-2020	29-02-2020	1.02000%	5.46000%	52.38100%	Act/360	2019-20	1.050857%	25%	32	0.0854697
JPY Equ. 750M Drawl (I to IV)	01-03-2020	31-03-2020	1.02000%	5.46000%	52.38100%	Act/360	2019-20	1.050857%	25%	31	0.0827988
JPY Equ. 750M Drawl (I to IV)	01-04-2020	28-04-2020	1.02000%	5.46000%	52.38100%	Act/360	2020-21	1.050857%	25%	0	0
JPY Equ. 750M Drawl (I to IV)	29-04-2020	29-07-2020	1.02000%	5.46000%	52.38100%	Act/360	2020-21	1.050857%	25%	0	0
JPY Equ. 750M Drawl (I to IV)	30-07-2020	28-01-2021	1.02000%	5.46000%	52.38100%	Act/360	2020-21	1.050857%	25%	0	0
JPY Equ. 750M Drawl (I to IV)	29-01-2021	31-03-2021	1.02000%	5.46000%	52.38100%	Act/360	2020-21	1.050857%	25%	0	0
JPY Equ. 750M Drawl (I to IV)	01-04-2021	28-07-2021	1.02000%	5.46000%	52.38100%	Act/360	2021-22	1.050857%	25%	0	0
JPY Equ. 750M Drawl (I to IV)	29-07-2021	31-08-2021	1.02000%	5.46000%	52.38100%	Act/360	2021-22	1.050857%	25%	0	0
JPY Equ. 750M Drawl (I to IV)	01-09-2021	30-01-2022	1.02000%	5.46000%	52.38100%	Act/360	2021-22	1.050857%	25%	0	0
JPY Equ. 750M Drawl (I to IV)	31-01-2022	31-03-2022	1.02000%	5.46000%	52.38100%	Act/365	2021-22	1.050857%	25%	0	0

JPY Equ. 750M Drawl (I to IV)	01-04-2022	27-04-2022	1.02000%	5.46000%	52.38100%	Act/365	2022-23	1.050857%	25%	0	0	
JPY Equ. 750M Drawl (I to IV)	28-04-2022	27-07-2022	1.02000%	5.46000%	52.38100%	Act/365	2022-23	1.050857%	25%	0	0	
JPY Equ. 750M Drawl (I to IV)	28-07-2022	27-10-2022	1.02000%	5.46000%	52.38100%	Act/365	2022-23	1.050857%	25%	0	0	
JPY Equ. 750M Drawl (I to IV)	28-10-2022	29-01-2023	1.02000%	5.46000%	52.38100%	Act/365	2022-23	1.050857%	25%	0	0	
JPY Equ. 750M Drawl (I to IV)	30-01-2023	31-03-2023	1.02000%	5.46000%	52.38100%	Act/365	2022-23	1.050857%	25%	0	0	
JPY Equ. 750M Drawl (I to IV)	01-04-2023	27-04-2023	1.02000%	5.46000%	52.38100%	Act/365	2023-24	1.050857%	25%	0	0	
JPY Equ. 750M Drawl (I to IV)	28-04-2023	30-07-2023	1.02000%	5.46000%	52.38100%	Act/365	2023-24	1.050857%	25%	0	0	
JPY Equ. 750M Drawl (I to IV)	31-07-2023	29-10-2023	1.02000%	5.46000%	52.38100%	Act/365	2023-24	1.050857%	25%	0	0	
JPY Equ. 750M Drawl (I to IV)	30-10-2023	30-01-2024	1.02000%	5.46000%	52.38100%	Act/365	2023-24	1.050857%	25%	0	0	
JPY Equ. 750M Drawl (I to IV)	31-01-2024	31-03-2024	1.05190%	5.46000%	52.38100%	Act/365	2023-24	1.083722%	25%	0	0	
JPY Equ. 750M Drawl (I to IV) Weighted Average rate												0.097800%
JPY Equ. 750M Drawl (V-VI)	27-11-2020	25-02-2021	0.80000%	5.46000%	0.00000%	Act/360	2020-21	0.800000%	75%	0	0	
JPY Equ. 750M Drawl (V-VI)	26-02-2021	31-03-2021	0.80000%	5.46000%	0.00000%	Act/360	2020-21	0.800000%	75%	0	0	
JPY Equ. 750M Drawl (V-VI)	01-04-2021	28-07-2021	0.80000%	5.46000%	0.00000%	Act/360	2021-22	0.800000%	75%	0	0	
JPY Equ. 750M Drawl (V-VI)	29-07-2021	31-08-2021	0.80000%	5.46000%	0.00000%	Act/360	2021-22	0.800000%	75%	0	0	
JPY Equ. 750M Drawl (V-VI)	01-09-2021	30-01-2022	0.80000%	5.46000%	0.00000%	Act/360	2021-22	0.800000%	75%	0	0	
JPY Equ. 750M Drawl (V-VI)	31-01-2022	31-03-2022	0.80000%	5.46000%	0.00000%	Act/365	2021-22	0.800000%	75%	0	0	
JPY Equ. 750M Drawl (V-VI)	01-04-2022	27-04-2022	0.80000%	5.46000%	0.00000%	Act/365	2022-23	0.800000%	75%	0	0	
JPY Equ. 750M Drawl (V-VI)	28-04-2022	27-07-2022	0.80000%	5.46000%	0.00000%	Act/365	2022-23	0.800000%	75%	0	0	
JPY Equ. 750M Drawl (V-VI)	28-07-2022	27-10-2022	0.80000%	5.46000%	0.00000%	Act/365	2022-23	0.800000%	75%	0	0	
JPY Equ. 750M Drawl (V-VI)	28-10-2022	29-01-2023	0.80000%	5.46000%	0.00000%	Act/365	2022-23	0.800000%	75%	0	0	
JPY Equ. 750M Drawl (V-VI)	30-01-2023	31-03-2023	0.80000%	5.46000%	0.00000%	Act/365	2022-23	0.800000%	75%	0	0	
JPY Equ. 750M Drawl (V-VI)	01-04-2023	27-04-2023	0.80000%	5.46000%	0.00000%	Act/365	2023-24	0.800000%	75%	0	0	
JPY Equ. 750M Drawl (V-VI)	28-04-2023	30-07-2023	0.80000%	5.46000%	0.00000%	Act/365	2023-24	0.800000%	75%	0	0	
JPY Equ. 750M Drawl (V-VI)	31-07-2023	29-10-2023	0.80000%	5.46000%	0.00000%	Act/365	2023-24	0.800000%	75%	0	0	
JPY Equ. 750M Drawl (V-VI)	30-10-2023	30-01-2024	0.80000%	5.46000%	0.00000%	Act/365	2023-24	0.800000%	75%	0	0	
JPY Equ. 750M Drawl (V-VI)	31-01-2024	31-03-2024	0.83190%	5.46000%	0.00000%	Act/365	2023-24	0.831900%	75%	0	0	
JPY Equ. 750M Drawl (V-VI)	27-11-2020	25-02-2021	1.02000%	5.46000%	0.00000%	Act/360	2020-21	1.020000%	25%	0	0	

JPY Equ. 750M Drawl (V-VI)	26-02-2021	31-03-2021	1.02000%	5.46000%	0.00000%	Act/360	2020-21	1.020000%	25%	0	0	
JPY Equ. 750M Drawl (V-VI)	01-04-2021	28-07-2021	1.02000%	5.46000%	0.00000%	Act/360	2021-22	1.020000%	25%	0	0	
JPY Equ. 750M Drawl (V-VI)	29-07-2021	31-08-2021	1.02000%	5.46000%	0.00000%	Act/360	2021-22	1.020000%	25%	0	0	
JPY Equ. 750M Drawl (V-VI)	01-09-2021	30-01-2022	1.02000%	5.46000%	0.00000%	Act/360	2021-22	1.020000%	25%	0	0	
JPY Equ. 750M Drawl (V-VI)	31-01-2022	31-03-2022	1.02000%	5.46000%	0.00000%	Act/365	2021-22	1.020000%	25%	0	0	
JPY Equ. 750M Drawl (V-VI)	01-04-2022	27-04-2022	1.02000%	5.46000%	0.00000%	Act/365	2022-23	1.020000%	25%	0	0	
JPY Equ. 750M Drawl (V-VI)	28-04-2022	27-07-2022	1.02000%	5.46000%	0.00000%	Act/365	2022-23	1.020000%	25%	0	0	
JPY Equ. 750M Drawl (V-VI)	28-07-2022	27-10-2022	1.02000%	5.46000%	0.00000%	Act/365	2022-23	1.020000%	25%	0	0	
JPY Equ. 750M Drawl (V-VI)	28-10-2022	29-01-2023	1.02000%	5.46000%	0.00000%	Act/365	2022-23	1.020000%	25%	0	0	
JPY Equ. 750M Drawl (V-VI)	30-01-2023	31-03-2023	1.02000%	5.46000%	0.00000%	Act/365	2022-23	1.020000%	25%	0	0	
JPY Equ. 750M Drawl (V-VI)	01-04-2023	27-04-2023	1.02000%	5.46000%	0.00000%	Act/365	2023-24	1.020000%	25%	0	0	
JPY Equ. 750M Drawl (V-VI)	28-04-2023	30-07-2023	1.02000%	5.46000%	0.00000%	Act/365	2023-24	1.020000%	25%	0	0	
JPY Equ. 750M Drawl (V-VI)	31-07-2023	29-10-2023	1.02000%	5.46000%	0.00000%	Act/365	2023-24	1.020000%	25%	0	0	
JPY Equ. 750M Drawl (V-VI)	30-10-2023	30-01-2024	1.02000%	5.46000%	0.00000%	Act/365	2023-24	1.020000%	25%	0	0	
JPY Equ. 750M Drawl (V-VI)	31-01-2024	31-03-2024	1.05190%	5.46000%	0.00000%	Act/365	2023-24	1.051900%	25%	0	0	
JPY Equ. 750M Drawl (V-VI) Weighted Average rate												0.00000%
Mizuho II	01-04-2019	14-07-2019	4.11463%	5.46000%	100.00000%	Act/360	2019-20	4.362264%	100%	44	1.9469126	
Mizuho II	15-07-2019	14-01-2020	3.46263%	5.46000%	100.00000%	Act/360	2019-20	3.662606%	100%	184	6.8515195	
Mizuho II	15-01-2020	25-03-2020	3.05720%	5.46000%	100.00000%	Act/360	2019-20	3.233763%	100%	71	2.3342883	
Mizuho II	26-03-2020	31-03-2020	2.23213%	5.46000%	100.00000%	Act/360	2019-20	2.361043%	100%	5	0.1440236	
Mizuho II	01-04-2020	27-09-2020	2.23213%	5.46000%	100.00000%	Act/360	2020-21	2.361043%	100%	0	0	
Mizuho II	28-09-2020	25-03-2021	1.52350%	5.46000%	100.00000%	Act/360	2020-21	1.611487%	100%	0	0	
Mizuho II	26-03-2021	31-03-2021	1.45950%	5.46000%	100.00000%	Act/360	2020-21	1.543791%	100%	0	0	
Mizuho II	01-04-2021	31-08-2021	1.45950%	5.46000%	100.00000%	Act/360	2021-22	1.543791%	100%	0	0	
Mizuho II	01-09-2021	27-09-2021	1.45950%	5.46000%	100.00000%	Act/360	2021-22	1.543791%	100%	0	0	
Mizuho II Weighted Average rate												3.69730%
Euro Loan I Drawl I	07-06-2021	05-12-2021	0.95000%	1.77703%		Act/360	2021-22	0.966882%	100%	0	0	
Euro Loan I Drawl I	06-12-2021	31-03-2022	0.95000%	1.77703%		Act/360	2021-22	0.966882%	100%	0	0	
Euro Loan I Drawl I	01-04-2022	05-06-2022	0.95000%	1.77703%		Act/360	2022-23	0.966882%	100%	0	0	
Euro Loan I Drawl I	06-06-2022	05-12-2022	0.95000%	1.77703%		Act/360	2022-23	0.966882%	100%	0	0	
Euro Loan I Drawl I	06-12-2022	31-03-2023	3.35600%	1.77703%		Act/360	2022-23	3.415637%	100%	0	0	
Euro Loan I Drawl I	01-04-2023	05-06-2023	3.35600%	1.77703%		Act/360	2023-24	3.415637%	100%	0	0	
Euro Loan I Drawl I	06-06-2023	05-12-2023	4.67800%	1.77703%		Act/360	2023-24	4.761129%	100%	0	0	
Euro Loan I Drawl I	06-12-2023	31-03-2024	4.89500%	1.77703%		Act/360	2023-24	4.981985%	100%	0	0	
[illegible]												0.00000%
Euro Loan I Drawl II	11-08-2021	31-08-2021	0.95000%	1.74351%		Act/360	2021-22	0.966563%	100%	0	0	

Euro Loan I Drawl II	01-09-2021	05-12-2021	0.95000%	1.743516%		Act/360	2021-22	0.966563%	100%	0	0	
Euro Loan I Drawl II	06-12-2021	31-03-2022	0.95000%	1.743516%		Act/360	2021-22	0.966563%	100%	0	0	
Euro Loan I Drawl II	01-04-2022	05-06-2022	0.95000%	1.743516%		Act/360	2022-23	0.966563%	100%	0	0	
Euro Loan I Drawl II	06-06-2022	05-12-2022	0.95000%	1.743516%		Act/360	2022-23	0.966563%	100%	0	0	
Euro Loan I Drawl II	06-12-2022	31-03-2023	3.35600%	1.743516%		Act/360	2022-23	3.414512%	100%	0	0	
Euro Loan I Drawl II	01-04-2023	05-06-2023	3.35600%	1.743516%		Act/360	2023-24	3.414512%	100%	0	0	
Euro Loan I Drawl II	06-06-2023	05-12-2023	4.67800%	1.743516%		Act/360	2023-24	4.759562%	100%	0	0	
Euro Loan I Drawl II	06-12-2023	31-03-2024	4.89500%	1.743516%		Act/360	2023-24	4.980345%	100%	0	0	
Euro Loan I Drawl II Weighted Average rate												0.000000%
Euro Loan I Drawl III	21-09-2021	05-12-2021	0.95000%	1.743516%		Act/360	2021-22	0.966563%	100%	0	0	
Euro Loan I Drawl III	06-12-2021	31-03-2022	0.95000%	1.743516%		Act/360	2021-22	0.966563%	100%	0	0	
Euro Loan I Drawl III	01-04-2022	05-06-2022	0.95000%	1.743516%		Act/360	2022-23	0.966563%	100%	0	0	
Euro Loan I Drawl III	06-06-2022	05-12-2022	0.95000%	1.743516%		Act/360	2022-23	0.966563%	100%	0	0	
Euro Loan I Drawl III	06-12-2022	31-03-2023	3.35600%	1.743516%		Act/360	2022-23	3.414512%	100%	0	0	
Euro Loan I Drawl III	01-04-2023	05-06-2023	3.35600%	1.743516%		Act/360	2023-24	3.414512%	100%	0	0	
Euro Loan I Drawl III	06-06-2023	05-12-2023	4.67800%	1.743516%		Act/360	2023-24	4.759562%	100%	0	0	
Euro Loan I Drawl III	06-12-2023	31-03-2024	4.89500%	1.743516%		Act/360	2023-24	4.980345%	100%	0	0	
Euro Loan I Drawl III Weighted Average rate												0.000000%
USD 750 Million Drawl I	25-04-2022	24-07-2022	2.12913%	0		Act/360	2022-23	2.129130%	87%	0	0	
USD 750 Million Drawl I	25-07-2022	24-10-2022	3.72092%	0		Act/360	2022-23	3.720920%	87%	0	0	
USD 750 Million Drawl I	25-10-2022	31-03-2023	5.67396%	0		Act/360	2022-23	5.673960%	87%	0	0	
USD 750 Million Drawl I	01-04-2023	24-04-2023	5.67396%	0		Act/360	2023-24	5.673960%	87%	0	0	
USD 750 Million Drawl I	25-04-2023	24-10-2023	6.26834%	0		Act/360	2023-24	6.268340%	87%	0	0	
USD 750 Million Drawl I	25-10-2023	31-03-2024	6.61909%	0		Act/360	2023-24	6.619090%	87%	0	0	
USD 750 Million Drawl I	25-04-2022	24-07-2022	2.04913%	5.46000%	100.00000%	Act/360	2022-23	2.167474%	13%	0	0	
USD 750 Million Drawl I	25-07-2022	24-10-2022	3.64092%	5.46000%	100.00000%	Act/360	2022-23	3.851195%	13%	0	0	
USD 750 Million Drawl I	25-10-2022	31-03-2023	5.59396%	5.46000%	100.00000%	Act/360	2022-23	5.917030%	13%	0	0	
USD 750 Million Drawl I	01-04-2023	24-04-2023	5.59396%	5.46000%	100.00000%	Act/360	2023-24	5.917030%	13%	0	0	
USD 750 Million Drawl I	25-04-2023	24-10-2023	6.26834%	5.46000%	100.00000%	Act/360	2023-24	6.630356%	13%	0	0	
USD 750 Million Drawl I	25-10-2023	31-03-2024	6.53909%	5.46000%	100.00000%	Act/360	2023-24	6.916744%	13%	0	0	
USD 750 Million Drawl I Weighted Average rate												0.000000%
USD 750 Million Drawl II	29-07-2022	24-10-2022	3.75674%	0		Act/360	2022-23	3.756740%	87%	0	0	
USD 750 Million Drawl II	25-10-2022	31-03-2023	5.67396%	0		Act/360	2022-23	5.673960%	87%	0	0	
USD 750 Million Drawl II	01-04-2023	24-04-2023	5.67396%	0		Act/360	2023-24	5.673960%	87%	0	0	
USD 750 Million Drawl II	25-04-2023	24-10-2023	6.26834%	0		Act/360	2023-24	6.268340%	87%	0	0	
USD 750 Million Drawl II	25-10-2023	31-03-2024	6.61909%	0		Act/360	2023-24	6.619090%	87%	0	0	
USD 750 Million Drawl II	29-07-2022	24-10-2022	3.67674%	5.46000%	100.00000%	Act/360	2022-23	3.889084%	13%	0	0	
USD 750 Million Drawl II	25-10-2022	31-03-2023	5.59396%	5.46000%	100.00000%	Act/360	2022-23	5.917030%	13%	0	0	
USD 750 Million Drawl II	01-04-2023	24-04-2023	5.59396%	5.46000%	100.00000%	Act/360	2023-24	5.917030%	13%	0	0	
USD 750 Million Drawl II	25-04-2023	24-10-2023	6.26834%	5.46000%	100.00000%	Act/360	2023-24	6.630356%	13%	0	0	
USD 750 Million Drawl II	25-10-2023	31-03-2024	6.53909%	5.46000%	100.00000%	Act/360	2023-24	6.916744%	13%	0	0	
USD 750 Million Drawl II weighted average rate												0.000000%
USD 750 Million Drawl III	28-09-2022	24-10-2022	4.41820%	0		Act/360	2022-23	4.418200%	87%	0	0	
USD 750 Million Drawl III	25-10-2022	31-03-2023	5.67396%	0		Act/360	2022-23	5.673960%	87%	0	0	
USD 750 Million Drawl III	01-04-2023	24-04-2023	5.67396%	0		Act/360	2023-24	5.673960%	87%	0	0	
USD 750 Million Drawl III	25-04-2023	24-10-2023	6.26834%	0		Act/360	2023-24	6.268340%	87%	0	0	
USD 750 Million Drawl III	25-10-2023	31-03-2024	6.61909%	0		Act/360	2023-24	6.619090%	87%	0	0	
USD 750 Million Drawl III	28-09-2022	24-10-2022	4.06820%	5.46000%	100.00000%	Act/360	2022-23	4.303182%	13%	0	0	
USD 750 Million Drawl III	25-10-2022	31-03-2023	5.59396%	5.46000%	100.00000%	Act/360	2022-23	5.917030%	13%	0	0	

USD 750 Million Drawl III	01-04-2023	24-04-2023	5.59396%	5.46000%	100.00000%	Act/360	2023-24	5.917030%	13%	0	0	
USD 750 Million Drawl III	25-04-2023	24-10-2023	6.26834%	5.46000%	100.00000%	Act/360	2023-24	6.630356%	13%	0	0	
USD 750 Million Drawl III	25-10-2023	31-03-2024	6.53909%	5.46000%	100.00000%	Act/360	2023-24	6.916744%	13%	0	0	
USD 750 Million Drawl III Weighted Average rate												0.000000%
USD 750 Million Drawl IV	09-11-2022	31-03-2023	5.71764%	0		Act/360	2022-23	5.717640%	87%	0	0	
USD 750 Million Drawl IV	01-04-2023	24-04-2023	5.71764%	0		Act/360	2023-24	5.717640%	87%	0	0	
USD 750 Million Drawl IV	25-04-2023	24-10-2023	6.26834%	0		Act/360	2023-24	6.268340%	87%	0	0	
USD 750 Million Drawl IV	25-10-2023	31-03-2024	6.61909%	0		Act/360	2023-24	6.619090%	87%	0	0	
USD 750 Million Drawl IV	09-11-2022	31-03-2023	5.63764%	5.46000%	100.00000%	Act/360	2022-23	5.963232%	13%	0	0	
USD 750 Million Drawl IV	01-04-2023	24-04-2023	5.63764%	5.46000%	100.00000%	Act/360	2023-24	5.963232%	13%	0	0	
USD 750 Million Drawl IV	25-04-2023	24-10-2023	6.26834%	5.46000%	100.00000%	Act/360	2023-24	6.630356%	13%	0	0	
USD 750 Million Drawl IV	25-10-2023	31-03-2024	6.53909%	5.46000%	100.00000%	Act/360	2023-24	6.916744%	13%	0	0	
USD 750 Million Drawl IV Weighted Average rate												0.000000%
USD 750 Million Drawl V	23-12-2022	31-03-2023	5.71764%	0		Act/360	2022-23	5.717640%	87%	0	0	
USD 750 Million Drawl V	01-04-2023	24-04-2023	5.71764%	0		Act/360	2023-24	5.717640%	87%	0	0	
USD 750 Million Drawl V	25-04-2023	24-10-2023	6.26834%	0		Act/360	2023-24	6.268340%	87%	0	0	
USD 750 Million Drawl V	25-10-2023	31-03-2024	6.61909%	0		Act/360	2023-24	6.619090%	87%	0	0	
USD 750 Million Drawl V	23-12-2022	31-03-2023	5.63764%	5.46000%	100.00000%	Act/360	2022-23	5.963232%	13%	0	0	
USD 750 Million Drawl V	01-04-2023	24-04-2023	5.63764%	5.46000%	100.00000%	Act/360	2023-24	5.963232%	13%	0	0	
USD 750 Million Drawl V	25-04-2023	24-10-2023	6.26834%	5.46000%	100.00000%	Act/360	2023-24	6.630356%	13%	0	0	
USD 750 Million Drawl V	25-10-2023	31-03-2024	6.53909%	5.46000%	100.00000%	Act/360	2023-24	6.916744%	13%	0	0	
USD 750 Million Drawl V Weighted Average rate												0.000000%
USD 750 Million Drawl VI	08-02-2023	31-03-2023	5.71764%	0		Act/360	2022-23	5.717640%	87%	0	0	
USD 750 Million Drawl VI	01-04-2023	24-04-2023	5.71764%	0		Act/360	2023-24	5.717640%	87%	0	0	
USD 750 Million Drawl VI	25-04-2023	24-10-2023	6.26834%	0		Act/360	2023-24	6.268340%	87%	0	0	
USD 750 Million Drawl VI	25-10-2023	31-03-2024	6.61909%	0		Act/360	2023-24	6.619090%	87%	0	0	
USD 750 Million Drawl VI	08-02-2023	31-03-2023	5.63764%	5.46000%	100.00000%	Act/360	2022-23	5.963232%	13%	0	0	
USD 750 Million Drawl VI	01-04-2023	24-04-2023	5.63764%	5.46000%	100.00000%	Act/360	2023-24	5.963232%	13%	0	0	
USD 750 Million Drawl VI	25-04-2023	24-10-2023	6.26834%	5.46000%	100.00000%	Act/360	2023-24	6.630356%	13%	0	0	
USD 750 Million Drawl VI	25-10-2023	31-03-2024	6.53909%	5.46000%	100.00000%	Act/360	2023-24	6.916744%	13%	0	0	
USD 750 Million Drawl VI Weighted Average rate												0.000000%
JPY Equ. $400 Million Drawl I	15-05-2023	14-11-2023	1.20000%	0		Act/365	2023-24	1.200000%	100%	0	0	
JPY Equ. $400 Million Drawl I	15-11-2023	31-03-2024	1.21218%	0		Act/365	2023-24	1.212180%	100%	0	0	
JPY Equ. $400 Million Drawl I Weighted Average rate												0.000000%
JPY Equ. $400 Million Drawl II	24-07-2023	14-11-2023	1.20000%	0		Act/365	2023-24	1.200000%	100%	0	0	
JPY Equ. $400 Million Drawl II	15-11-2023	31-03-2024	1.21218%	0		Act/365	2023-24	1.212180%	100%	0	0	
JPY Equ. $400 Million Drawl II Weighted Average rate												0.000000%
JPY Equ. $400 Million Drawl III	25-09-2023	14-11-2023	1.20000%	0		Act/365	2023-24	1.200000%	100%	0	0	
JPY Equ. $400 Million Drawl III	15-11-2023	31-03-2024	1.21218%	0		Act/365	2023-24	1.212180%	100%	0	0	
JPY Equ. $400 Million Drawl III Weighted Average rate												0.000000%
JPY Equ. $400 Million Drawl IV	22-12-2023	31-03-2024	1.21886%	0		Act/365	2023-24	1.218860%	100%	0	0	
JPY Equ. $400 Million Drawl IV Weighted Average rate												0.000000%
JBIC Green I Drawl I	25-02-2021	16-03-2021	0.92000%	0.00000%		Act/360	2020-21	0.920000%	100%	0	0	
JBIC Green I Drawl I	17-03-2021	31-03-2021	0.92000%	0.00000%		Act/360	2020-21	0.920000%	100%	0	0	
JBIC Green I Drawl I	01-04-2021	16-09-2021	0.92000%	0.00000%		Act/360	2021-22	0.920000%	100%	0	0	
JBIC Green I Drawl I	17-09-2021	16-03-2022	0.92000%	0.00000%		Act/360	2021-22	0.920000%	100%	0	0	

JBIC Green I Drawl I	17-03-2022	31-03-2022	0.96017%	0.00000%	Act/360	2021-22	0.960170%	100%	0	0	
JBIC Green I Drawl I	01-04-2022	19-09-2022	0.96017%	0.00000%	Act/360	2022-23	0.960170%	100%	0	0	
JBIC Green I Drawl I	20-09-2022	16-03-2023	0.93264%	0.00000%	Act/360	2022-23	0.932640%	100%	0	0	
JBIC Green I Drawl I	17-03-2023	31-03-2023	0.93557%	0.00000%	Act/360	2022-23	0.935570%	100%	0	0	
JBIC Green I Drawl I	01-04-2023	18-09-2023	0.93557%	0.00000%	Act/360	2023-24	0.935570%	100%	0	0	
JBIC Green I Drawl I	19-09-2023	17-03-2024	0.95966%	0.00000%	Act/360	2023-24	0.959660%	100%	0	0	
JBIC Green I Drawl I	18-03-2024	31-03-2024	1.07223%	0.00000%	Act/360	2023-24	1.072230%	100%	0	0	
JBIC Green I Drawl I Weighted Average rate											0.00000%
JBIC Green I Drawl II	27-09-2021	16-03-2022	0.92000%	0.00000%	Act/360	2021-22	0.920000%	100%	0	0	
JBIC Green I Drawl II	17-03-2022	31-03-2022	0.96017%	0.00000%	Act/360	2021-22	0.960170%	100%	0	0	
JBIC Green I Drawl II	01-04-2022	19-09-2022	0.96017%	0.00000%	Act/360	2022-23	0.960170%	100%	0	0	
JBIC Green I Drawl II	20-09-2022	16-03-2023	0.93264%	0.00000%	Act/360	2022-23	0.932640%	100%	0	0	
JBIC Green I Drawl II	17-03-2023	31-03-2023	0.93557%	0.00000%	Act/360	2022-23	0.935570%	100%	0	0	
JBIC Green I Drawl II	01-04-2023	18-09-2023	0.93557%	0.00000%	Act/360	2023-24	0.935570%	100%	0	0	
JBIC Green I Drawl II	19-09-2023	17-03-2024	0.95966%	0.00000%	Act/360	2023-24	0.959660%	100%	0	0	
JBIC Green I Drawl II	18-03-2024	31-03-2024	1.07223%	0.00000%	Act/360	2023-24	1.072230%	100%	0	0	
JBIC Green I Drawl II Weighted Average rate											0.00000%
JBIC Green I Drawl III	11-01-2022	16-03-2022	0.92000%	0.00000%	Act/360	2021-22	0.920000%	100%	0	0	
JBIC Green I Drawl III	17-03-2022	31-03-2022	0.96017%	0.00000%	Act/360	2021-22	0.960170%	100%	0	0	
JBIC Green I Drawl III	01-04-2022	19-09-2022	0.96017%	0.00000%	Act/360	2022-23	0.960170%	100%	0	0	
JBIC Green I Drawl III	20-09-2022	16-03-2023	0.93264%	0.00000%	Act/360	2022-23	0.932640%	100%	0	0	
JBIC Green I Drawl III	17-03-2023	31-03-2023	0.93557%	0.00000%	Act/360	2022-23	0.935570%	100%	0	0	
JBIC Green I Drawl III	01-04-2023	18-09-2023	0.93557%	0.00000%	Act/360	2023-24	0.935570%	100%	0	0	
JBIC Green I Drawl III	19-09-2023	17-03-2024	0.95966%	0.00000%	Act/360	2023-24	0.959660%	100%	0	0	
JBIC Green I Drawl III	18-03-2024	31-03-2024	1.07223%	0.00000%	Act/360	2023-24	1.072230%	100%	0	0	
JBIC Green I Drawl III Weighted Average rate											0.00000%
JBIC Green I Drawl IV	28-04-2022	19-09-2022	0.95702%	0.00000%	Act/360	2022-23	0.957020%	100%	0	0	
JBIC Green I Drawl IV	20-09-2022	16-03-2023	0.93264%	0.00000%	Act/360	2022-23	0.932640%	100%	0	0	
JBIC Green I Drawl IV	17-03-2023	31-03-2023	0.93557%	0.00000%	Act/360	2022-23	0.935570%	100%	0	0	
JBIC Green I Drawl IV	01-04-2023	18-09-2023	0.93557%	0.00000%	Act/360	2023-24	0.935570%	100%	0	0	
JBIC Green I Drawl IV	19-09-2023	17-03-2024	0.95966%	0.00000%	Act/360	2023-24	0.959660%	100%	0	0	
JBIC Green I Drawl IV	18-03-2024	31-03-2024	1.07223%	0.00000%	Act/360	2023-24	1.072230%	100%	0	0	
JBIC Green I Drawl IV Weighted Average rate											0.00000%

Info:

(i) Floating rate, interest basis and withholding tax rates are as per mail received from IF on 10.10.2024

										From To	01-04-2020 28-02-2021		From To
Name of the Loan	From	To	Floating Rate of interest	Withholding Tax (WHT)	Applicability of Withholding Tax	Interest Basis	Financial year	Interest rate (incl WHT)	Loan Proportion	No of days	Product	WAVG rate	No of days
SBI, NEW YORK	01-04-2019	14-05-2019	4.35500%	5.46000%	10.00000%	Act/360	2019-20	4.279574%	100%	0	0		0
SBI, NEW YORK	15-05-2019	28-07-2019	3.98763%	5.46000%	10.00000%	Act/360	2019-20	4.010662%	100%	0	0		0
SBI, NEW YORK	29-07-2019	29-01-2020	3.57750%	5.46000%	10.00000%	Act/360	2019-20	3.598161%	100%	0	0		0
SBI, NEW YORK Weighted Average rate												0.00000%	
JPY Equ. 350Million A	01-04-2019	11-04-2019	0.95933%	5.46000%	100.00000%	Act/360	2019-20	1.014735%	100%	0	0		0
JPY Equ. 350Million A	12-04-2019	10-10-2019	0.95700%	5.46000%	100.00000%	Act/360	2019-20	1.012270%	100%	0	0		0
JPY Equ. 350Million A	11-10-2019	29-02-2020	0.95000%	5.46000%	100.00000%	Act/360	2019-20	1.004866%	100%	0	0		0
JPY Equ. 350Million A	01-03-2020	31-03-2020	0.95000%	5.46000%	100.00000%	Act/360	2019-20	1.004866%	100%	0	0		0
JPY Equ. 350Million A	01-04-2020	12-04-2020	0.95000%	5.46000%	100.00000%	Act/360	2020-21	1.004866%	100%	12	0.1222587		0
JPY Equ. 350Million A	13-04-2020	11-10-2020	0.97417%	5.46000%	100.00000%	Act/360	2020-21	1.030432%	100%	182	1.9014329		0
JPY Equ. 350Million A	12-10-2020	31-03-2021	0.95000%	5.46000%	100.00000%	Act/360	2020-21	1.004866%	100%	140	1.426351		31
JPY Equ. 350Million A	01-04-2021	11-04-2021	0.95000%	5.46000%	100.00000%	Act/360	2021-22	1.004866%	100%	0	0		0
JPY Equ. 350Million A	12-04-2021	10-10-2021	0.95000%	5.46000%	100.00000%	Act/360	2021-22	1.004866%	100%	0	0		0
JPY Equ. 350Million A	11-10-2021	31-03-2022	0.95000%	5.46000%	100.00000%	Act/360	2021-22	1.004866%	100%	0	0		0
JPY Equ. 350Million A	01-04-2022	10-04-2022	0.95000%	5.46000%	100.00000%	Act/360	2022-23	1.004866%	100%	0	0		0
JPY Equ. 350Million A	11-04-2022	11-07-2022	0.95000%	5.46000%	100.00000%	Act/365	2022-23	1.004866%	100%	0	0		0
JPY Equ. 350Million A	12-07-2022	11-10-2022	0.95000%	5.46000%	100.00000%	Act/365	2022-23	1.004866%	100%	0	0		0
JPY Equ. 350Million A	12-10-2022	11-01-2023	0.95000%	5.46000%	100.00000%	Act/365	2022-23	1.004866%	100%	0	0		0
JPY Equ. 350Million A	12-01-2023	31-03-2023	0.95000%	5.46000%	100.00000%	Act/365	2022-23	1.004866%	100%	0	0		0
JPY Equ. 350Million A	01-04-2023	11-04-2023	0.95000%	5.46000%	100.00000%	Act/365	2023-24	1.004866%	100%	0	0		0
JPY Equ. 350Million A	12-04-2023	11-07-2023	0.95000%	5.46000%	100.00000%	Act/365	2023-24	1.004866%	100%	0	0		0
JPY Equ. 350Million A	12-07-2023	11-10-2023	0.95000%	5.46000%	100.00000%	Act/365	2023-24	1.004866%	100%	0	0		0
JPY Equ. 350Million A	12-10-2023	11-01-2024	0.95000%	5.46000%	100.00000%	Act/365	2023-24	1.004866%	100%	0	0		0
JPY Equ. 350Million A	12-01-2024	31-03-2024	0.96342%	5.46000%	100.00000%	Act/365	2023-24	1.018061%	100%	0	0		0
JPY Equ. 350Million A Weighted Average rate												1.03290%	
JPY Equ. 350Million B	01-04-2019	11-04-2019	0.95933%	5.46000%	100.00000%	Act/360	2019-20	1.014735%	100%	0	0		0
JPY Equ. 350Million B	12-04-2019	10-10-2019	0.95700%	5.46000%	100.00000%	Act/360	2019-20	1.012270%	100%	0	0		0
JPY Equ. 350Million B	11-10-2019	29-02-2020	0.95000%	5.46000%	100.00000%	Act/360	2019-20	1.004866%	100%	0	0		0
JPY Equ. 350Million B	01-03-2020	31-03-2020	0.95000%	5.46000%	100.00000%	Act/360	2019-20	1.004866%	100%	0	0		0
JPY Equ. 350Million B	01-04-2020	12-04-2020	0.95000%	5.46000%	100.00000%	Act/360	2020-21	1.004866%	100%	12	0.1222587		0
JPY Equ. 350Million B	13-04-2020	11-10-2020	0.97417%	5.46000%	100.00000%	Act/360	2020-21	1.030432%	100%	182	1.9014329		0
JPY Equ. 350Million B	12-10-2020	31-03-2021	0.95000%	5.46000%	100.00000%	Act/360	2020-21	1.004866%	100%	140	1.426351		31
JPY Equ. 350Million B	01-04-2021	11-04-2021	0.95000%	5.46000%	100.00000%	Act/360	2021-22	1.004866%	100%	0	0		0
JPY Equ. 350Million B	12-04-2021	10-10-2021	0.95000%	5.46000%	100.00000%	Act/360	2021-22	1.004866%	100%	0	0		0
JPY Equ. 350Million B	11-10-2021	31-03-2022	0.95000%	5.46000%	100.00000%	Act/360	2021-22	1.004866%	100%	0	0		0
JPY Equ. 350Million B	01-04-2022	10-04-2022	0.95000%	5.46000%	100.00000%	Act/360	2022-23	1.004866%	100%	0	0		0
JPY Equ. 350Million B	11-04-2022	11-07-2022	0.95000%	5.46000%	100.00000%	Act/365	2022-23	1.004866%	100%	0	0		0
JPY Equ. 350Million B	12-07-2022	11-10-2022	0.95000%	5.46000%	100.00000%	Act/365	2022-23	1.004866%	100%	0	0		0
JPY Equ. 350Million B	12-10-2022	11-01-2023	0.95000%	5.46000%	100.00000%	Act/365	2022-23	1.004866%	100%	0	0		0
JPY Equ. 350Million B	12-01-2023	31-03-2023	0.95000%	5.46000%	100.00000%	Act/365	2022-23	1.004866%	100%	0	0		0
JPY Equ. 350Million B	01-04-2023	11-04-2023	0.95000%	5.46000%	100.00000%	Act/365	2023-24	1.004866%	100%	0	0		0
JPY Equ. 350Million B	12-04-2023	11-07-2023	0.95000%	5.46000%	100.00000%	Act/365	2023-24	1.004866%	100%	0	0		0
JPY Equ. 350Million B	12-07-2023	11-10-2023	0.95000%	5.46000%	100.00000%	Act/365	2023-24	1.004866%	100%	0	0		0
JPY Equ. 350Million B	12-10-2023	11-01-2024	0.95000%	5.46000%	100.00000%	Act/365	2023-24	1.004866%	100%	0	0		0

JPY Equ. 350Million B	12-01-2024	31-03-2024	0.98342%	5.46000%	100.00000%	Act/365	2023-24	1.019061%	100%	0	0		0
JPY Equ. 350Million B Weighted Average rate												1.03290%	
JPY Equ. 300Million A	01-04-2019	09-04-2019	1.02000%	5.46000%	100.00000%	Act/360	2019-20	1.078908%	100%	0	0		0
JPY Equ. 300Million A	10-04-2019	09-07-2019	1.02000%	5.46000%	100.00000%	Act/360	2019-20	1.078908%	100%	0	0		0
JPY Equ. 300Million A	10-07-2019	09-01-2020	1.02000%	5.46000%	100.00000%	Act/360	2019-20	1.078908%	100%	0	0		0
JPY Equ. 300Million A	10-01-2020	29-02-2020	1.03467%	5.46000%	100.00000%	Act/360	2019-20	1.094426%	100%	0	0		0
JPY Equ. 300Million A	01-03-2020	31-03-2020	1.03467%	5.46000%	100.00000%	Act/360	2019-20	1.094426%	100%	0	0		0
JPY Equ. 300Million A	01-04-2020	12-07-2020	1.03467%	5.46000%	100.00000%	Act/360	2020-21	1.094426%	100%	103	1.1429148		0
JPY Equ. 300Million A	13-07-2020	12-01-2021	1.02000%	5.46000%	100.00000%	Act/360	2020-21	1.078908%	100%	184	2.0127696		0
JPY Equ. 300Million A	13-01-2021	31-03-2021	1.02000%	5.46000%	100.00000%	Act/360	2020-21	1.078908%	100%	47	0.5141298		31
JPY Equ. 300Million A	01-04-2021	12-07-2021	1.02000%	5.46000%	100.00000%	Act/360	2021-22	1.078908%	100%	0	0		0
JPY Equ. 300Million A	13-07-2021	12-01-2022	1.02000%	5.46000%	100.00000%	Act/360	2021-22	1.078908%	100%	0	0		0
JPY Equ. 300Million A	13-01-2022	31-03-2022	1.02000%	5.46000%	100.00000%	Act/365	2021-22	1.078908%	100%	0	0		0
JPY Equ. 300Million A	01-04-2022	12-04-2022	1.02000%	5.46000%	100.00000%	Act/365	2022-23	1.078908%	100%	0	0		0
JPY Equ. 300Million A	13-04-2022	12-07-2022	1.02000%	5.46000%	100.00000%	Act/365	2022-23	1.078908%	100%	0	0		0
JPY Equ. 300Million A	13-07-2022	12-10-2022	1.02000%	5.46000%	100.00000%	Act/365	2022-23	1.078908%	100%	0	0		0
JPY Equ. 300Million A	13-10-2022	12-01-2023	1.02000%	5.46000%	100.00000%	Act/365	2022-23	1.078908%	100%	0	0		0
JPY Equ. 300Million A	13-01-2023	31-03-2023	1.02000%	5.46000%	100.00000%	Act/365	2022-23	1.078908%	100%	0	0		0
JPY Equ. 300Million A	01-04-2023	12-04-2023	1.02000%	5.46000%	100.00000%	Act/365	2023-24	1.078908%	100%	0	0		0
JPY Equ. 300Million A	13-04-2023	12-07-2023	1.02000%	5.46000%	100.00000%	Act/365	2023-24	1.078908%	100%	0	0		0
JPY Equ. 300Million A	13-07-2023	12-10-2023	1.02000%	5.46000%	100.00000%	Act/365	2023-24	1.078908%	100%	0	0		0
JPY Equ. 300Million A	13-10-2023	14-01-2024	1.02000%	5.46000%	100.00000%	Act/365	2023-24	1.078908%	100%	0	0		0
JPY Equ. 300Million A	15-01-2024	31-03-2024	1.03665%	5.46000%	100.00000%	Act/365	2023-24	1.096520%	100%	0	0		0
JPY Equ. 300Million A Weighted Average rate												1.098670%	
JPY Equ. 300Million B	01-04-2019	09-04-2019	1.02000%	5.46000%	100.00000%	Act/360	2019-20	1.078908%	100%	0	0		0
JPY Equ. 300Million B	10-04-2019	09-07-2019	1.02000%	5.46000%	100.00000%	Act/360	2019-20	1.078908%	100%	0	0		0
JPY Equ. 300Million B	10-07-2019	09-01-2020	1.02000%	5.46000%	100.00000%	Act/360	2019-20	1.078908%	100%	0	0		0
JPY Equ. 300Million B	10-01-2020	29-02-2020	1.03467%	5.46000%	100.00000%	Act/360	2019-20	1.094426%	100%	0	0		0
JPY Equ. 300Million B	01-03-2020	31-03-2020	1.03467%	5.46000%	100.00000%	Act/360	2019-20	1.094426%	100%	0	0		0
JPY Equ. 300Million B	01-04-2020	12-07-2020	1.03467%	5.46000%	100.00000%	Act/360	2020-21	1.094426%	100%	103	1.1429148		0
JPY Equ. 300Million B	13-07-2020	12-01-2021	1.02000%	5.46000%	100.00000%	Act/360	2020-21	1.078908%	100%	184	2.0127696		0
JPY Equ. 300Million B	13-01-2021	31-03-2021	1.02000%	5.46000%	100.00000%	Act/360	2020-21	1.078908%	100%	47	0.5141298		31
JPY Equ. 300Million B	01-04-2021	12-07-2021	1.02000%	5.46000%	100.00000%	Act/360	2021-22	1.078908%	100%	0	0		0
JPY Equ. 300Million B	13-07-2021	12-01-2022	1.02000%	5.46000%	100.00000%	Act/360	2021-22	1.078908%	100%	0	0		0
JPY Equ. 300Million B	13-01-2022	31-03-2022	1.02000%	5.46000%	100.00000%	Act/365	2021-22	1.078908%	100%	0	0		0
JPY Equ. 300Million B	01-04-2022	12-04-2022	1.02000%	5.46000%	100.00000%	Act/365	2022-23	1.078908%	100%	0	0		0
JPY Equ. 300Million B	13-04-2022	12-07-2022	1.02000%	5.46000%	100.00000%	Act/365	2022-23	1.078908%	100%	0	0		0
JPY Equ. 300Million B	13-07-2022	12-10-2022	1.02000%	5.46000%	100.00000%	Act/365	2022-23	1.078908%	100%	0	0		0
JPY Equ. 300Million B	13-10-2022	12-01-2023	1.02000%	5.46000%	100.00000%	Act/365	2022-23	1.078908%	100%	0	0		0
JPY Equ. 300Million B	13-01-2023	31-03-2023	1.02000%	5.46000%	100.00000%	Act/365	2022-23	1.078908%	100%	0	0		0
JPY Equ. 300Million B	01-04-2023	12-04-2023	1.02000%	5.46000%	100.00000%	Act/365	2023-24	1.078908%	100%	0	0		0
JPY Equ. 300Million B	13-04-2023	12-07-2023	1.02000%	5.46000%	100.00000%	Act/365	2023-24	1.078908%	100%	0	0		0
JPY Equ. 300Million B	13-07-2023	12-10-2023	1.02000%	5.46000%	100.00000%	Act/365	2023-24	1.078908%	100%	0	0		0
JPY Equ. 300Million B	13-10-2023	14-01-2024	1.02000%	5.46000%	100.00000%	Act/365	2023-24	1.078908%	100%	0	0		0
JPY Equ. 300Million B	15-01-2024	31-03-2024	1.03665%	5.46000%	100.00000%	Act/365	2023-24	1.096520%	100%	0	0		0
JPY Equ. 300Million B Weighted Average rate												1.098670%	
JPY Equ. 750M Drawl (I to IV)	29-01-2020	29-02-2020	0.00000%	5.46000%	56.73020%	Act/360	2019-20	0.827135%	75%	0	0		0
JPY Equ. 750M Drawl (I to IV)	01-03-2020	31-03-2020	0.00000%	5.46000%	56.73020%	Act/360	2019-20	0.827135%	75%	0	0		0

JPY Equ. 750M Drawl (I to IV)	01-04-2020	28-04-2020	0.80000%	5.46000%	56.73020%	Act/360	2020-21	0.827135%	75%	28	0.1761108	0
JPY Equ. 750M Drawl (I to IV)	29-04-2020	29-07-2020	0.80000%	5.46000%	56.73020%	Act/360	2020-21	0.827135%	75%	92	0.5786498	0
JPY Equ. 750M Drawl (I to IV)	30-07-2020	29-01-2021	0.80000%	5.46000%	56.73020%	Act/360	2020-21	0.827135%	75%	183	1.1510099	0
JPY Equ. 750M Drawl (I to IV)	29-01-2021	31-03-2021	0.80000%	5.46000%	56.73020%	Act/360	2020-21	0.827135%	75%	31	0.1949798	31
JPY Equ. 750M Drawl (I to IV)	01-04-2021	28-07-2021	0.80000%	5.46000%	56.73020%	Act/360	2021-22	0.827135%	75%	0	0	0
JPY Equ. 750M Drawl (I to IV)	29-07-2021	31-08-2021	0.80000%	5.46000%	56.73020%	Act/360	2021-22	0.827135%	75%	0	0	0
JPY Equ. 750M Drawl (I to IV)	01-09-2021	30-01-2022	0.80000%	5.46000%	56.73020%	Act/360	2021-22	0.827135%	75%	0	0	0
JPY Equ. 750M Drawl (I to IV)	31-01-2022	31-03-2022	0.80000%	5.46000%	56.73020%	Act/365	2021-22	0.827135%	75%	0	0	0
JPY Equ. 750M Drawl (I to IV)	01-04-2022	27-04-2022	0.80000%	5.46000%	56.73020%	Act/365	2022-23	0.827135%	75%	0	0	0
JPY Equ. 750M Drawl (I to IV)	28-04-2022	27-07-2022	0.80000%	5.46000%	56.73020%	Act/365	2022-23	0.827135%	75%	0	0	0
JPY Equ. 750M Drawl (I to IV)	28-07-2022	27-10-2022	0.80000%	5.46000%	56.73020%	Act/365	2022-23	0.827135%	75%	0	0	0
JPY Equ. 750M Drawl (I to IV)	28-10-2022	29-01-2023	0.80000%	5.46000%	56.73020%	Act/365	2022-23	0.827135%	75%	0	0	0
JPY Equ. 750M Drawl (I to IV)	30-01-2023	31-03-2023	0.80000%	5.46000%	56.73020%	Act/365	2022-23	0.827135%	75%	0	0	0
JPY Equ. 750M Drawl (I to IV)	01-04-2023	27-04-2023	0.80000%	5.46000%	56.73020%	Act/365	2023-24	0.827135%	75%	0	0	0
JPY Equ. 750M Drawl (I to IV)	28-04-2023	30-07-2023	0.80000%	5.46000%	56.73020%	Act/365	2023-24	0.827135%	75%	0	0	0
JPY Equ. 750M Drawl (I to IV)	31-07-2023	29-10-2023	0.80000%	5.46000%	56.73020%	Act/365	2023-24	0.827135%	75%	0	0	0
JPY Equ. 750M Drawl (I to IV)	30-10-2023	30-01-2024	0.80000%	5.46000%	56.73020%	Act/365	2023-24	0.827135%	75%	0	0	0
JPY Equ. 750M Drawl (I to IV)	31-01-2024	31-03-2024	0.83190%	5.46000%	56.73020%	Act/365	2023-24	0.860117%	75%	0	0	0
JPY Equ. 750M Drawl (I to IV)	29-01-2020	29-02-2020	1.02000%	5.46000%	52.38100%	Act/360	2019-20	1.050657%	25%	0	0	0
JPY Equ. 750M Drawl (I to IV)	01-03-2020	31-03-2020	1.02000%	5.46000%	52.38100%	Act/360	2019-20	1.050657%	25%	0	0	0
JPY Equ. 750M Drawl (I to IV)	01-04-2020	28-04-2020	1.02000%	5.46000%	52.38100%	Act/360	2020-21	1.050657%	25%	28	0.0745816	0
JPY Equ. 750M Drawl (I to IV)	29-04-2020	29-07-2020	1.02000%	5.46000%	52.38100%	Act/360	2020-21	1.050657%	25%	92	0.245054	0
JPY Equ. 750M Drawl (I to IV)	30-07-2020	29-01-2021	1.02000%	5.46000%	52.38100%	Act/360	2020-21	1.050657%	25%	183	0.4874443	0
JPY Equ. 750M Drawl (I to IV)	29-01-2021	31-03-2021	1.02000%	5.46000%	52.38100%	Act/360	2020-21	1.050657%	25%	31	0.0825725	31
JPY Equ. 750M Drawl (I to IV)	01-04-2021	28-07-2021	1.02000%	5.46000%	52.38100%	Act/360	2021-22	1.050657%	25%	0	0	0
JPY Equ. 750M Drawl (I to IV)	29-07-2021	31-08-2021	1.02000%	5.46000%	52.38100%	Act/360	2021-22	1.050657%	25%	0	0	0
JPY Equ. 750M Drawl (I to IV)	01-09-2021	30-01-2022	1.02000%	5.46000%	52.38100%	Act/360	2021-22	1.050657%	25%	0	0	0
JPY Equ. 750M Drawl (I to IV)	31-01-2022	31-03-2022	1.02000%	5.46000%	52.38100%	Act/365	2021-22	1.050657%	25%	0	0	0

JPY Equ. 750M Drawl (I to IV)	01-04-2022	27-04-2022	1.02000%	5.46000%	52.38100%	Act/365	2022-23	1.050857%	25%	0	0		0
JPY Equ. 750M Drawl (I to IV)	28-04-2022	27-07-2022	1.02000%	5.46000%	52.38100%	Act/365	2022-23	1.050857%	25%	0	0		0
JPY Equ. 750M Drawl (I to IV)	28-07-2022	27-10-2022	1.02000%	5.46000%	52.38100%	Act/365	2022-23	1.050857%	25%	0	0		0
JPY Equ. 750M Drawl (I to IV)	28-10-2022	29-01-2023	1.02000%	5.46000%	52.38100%	Act/365	2022-23	1.050857%	25%	0	0		0
JPY Equ. 750M Drawl (I to IV)	30-01-2023	31-03-2023	1.02000%	5.46000%	52.38100%	Act/365	2022-23	1.050857%	25%	0	0		0
JPY Equ. 750M Drawl (I to IV)	01-04-2023	27-04-2023	1.02000%	5.46000%	52.38100%	Act/365	2023-24	1.050857%	25%	0	0		0
JPY Equ. 750M Drawl (I to IV)	28-04-2023	30-07-2023	1.02000%	5.46000%	52.38100%	Act/365	2023-24	1.050857%	25%	0	0		0
JPY Equ. 750M Drawl (I to IV)	31-07-2023	29-10-2023	1.02000%	5.46000%	52.38100%	Act/365	2023-24	1.050857%	25%	0	0		0
JPY Equ. 750M Drawl (I to IV)	30-10-2023	30-01-2024	1.02000%	5.46000%	52.38100%	Act/365	2023-24	1.050857%	25%	0	0		0
JPY Equ. 750M Drawl (I to IV)	31-01-2024	31-03-2024	1.05190%	5.46000%	52.38100%	Act/365	2023-24	1.083722%	25%	0	0		0
JPY Equ. 750M Drawl (I to IV) Weighted Average rate												0.89530%	
JPY Equ. 750M Drawl (V-VI)	27-11-2020	25-02-2021	0.80000%	5.46000%	0.00000%	Act/360	2020-21	0.800000%	75%	91	0.5535833		0
JPY Equ. 750M Drawl (V-VI)	26-02-2021	31-03-2021	0.80000%	5.46000%	0.00000%	Act/360	2020-21	0.800000%	75%	3	0.01825		31
JPY Equ. 750M Drawl (V-VI)	01-04-2021	28-07-2021	0.80000%	5.46000%	0.00000%	Act/360	2021-22	0.800000%	75%	0	0		0
JPY Equ. 750M Drawl (V-VI)	29-07-2021	31-08-2021	0.80000%	5.46000%	0.00000%	Act/360	2021-22	0.800000%	75%	0	0		0
JPY Equ. 750M Drawl (V-VI)	01-09-2021	30-01-2022	0.80000%	5.46000%	0.00000%	Act/360	2021-22	0.800000%	75%	0	0		0
JPY Equ. 750M Drawl (V-VI)	31-01-2022	31-03-2022	0.80000%	5.46000%	0.00000%	Act/365	2021-22	0.800000%	75%	0	0		0
JPY Equ. 750M Drawl (V-VI)	01-04-2022	27-04-2022	0.80000%	5.46000%	0.00000%	Act/365	2022-23	0.800000%	75%	0	0		0
JPY Equ. 750M Drawl (V-VI)	28-04-2022	27-07-2022	0.80000%	5.46000%	0.00000%	Act/365	2022-23	0.800000%	75%	0	0		0
JPY Equ. 750M Drawl (V-VI)	28-07-2022	27-10-2022	0.80000%	5.46000%	0.00000%	Act/365	2022-23	0.800000%	75%	0	0		0
JPY Equ. 750M Drawl (V-VI)	28-10-2022	29-01-2023	0.80000%	5.46000%	0.00000%	Act/365	2022-23	0.800000%	75%	0	0		0
JPY Equ. 750M Drawl (V-VI)	30-01-2023	31-03-2023	0.80000%	5.46000%	0.00000%	Act/365	2022-23	0.800000%	75%	0	0		0
JPY Equ. 750M Drawl (V-VI)	01-04-2023	27-04-2023	0.80000%	5.46000%	0.00000%	Act/365	2023-24	0.800000%	75%	0	0		0
JPY Equ. 750M Drawl (V-VI)	28-04-2023	30-07-2023	0.80000%	5.46000%	0.00000%	Act/365	2023-24	0.800000%	75%	0	0		0
JPY Equ. 750M Drawl (V-VI)	31-07-2023	29-10-2023	0.80000%	5.46000%	0.00000%	Act/365	2023-24	0.800000%	75%	0	0		0
JPY Equ. 750M Drawl (V-VI)	30-10-2023	30-01-2024	0.80000%	5.46000%	0.00000%	Act/365	2023-24	0.800000%	75%	0	0		0
JPY Equ. 750M Drawl (V-VI)	31-01-2024	31-03-2024	0.83190%	5.46000%	0.00000%	Act/365	2023-24	0.831900%	75%	0	0		0
JPY Equ. 750M Drawl (V-VI)	27-11-2020	25-02-2021	1.02000%	5.46000%	0.00000%	Act/360	2020-21	1.020000%	25%	91	0.2352729		0

JPY Equ. 750M Drawl (V-VI)	26-02-2021	31-03-2021	1.02000%	5.46000%	0.00000%	Act/360	2020-21	1.020000%	25%	3	0.0077569		31
JPY Equ. 750M Drawl (V-VI)	01-04-2021	28-07-2021	1.02000%	5.46000%	0.00000%	Act/360	2021-22	1.020000%	25%	0	0		0
JPY Equ. 750M Drawl (V-VI)	29-07-2021	31-08-2021	1.02000%	5.46000%	0.00000%	Act/360	2021-22	1.020000%	25%	0	0		0
JPY Equ. 750M Drawl (V-VI)	01-09-2021	30-01-2022	1.02000%	5.46000%	0.00000%	Act/360	2021-22	1.020000%	25%	0	0		0
JPY Equ. 750M Drawl (V-VI)	31-01-2022	31-03-2022	1.02000%	5.46000%	0.00000%	Act/365	2021-22	1.020000%	25%	0	0		0
JPY Equ. 750M Drawl (V-VI)	01-04-2022	27-04-2022	1.02000%	5.46000%	0.00000%	Act/365	2022-23	1.020000%	25%	0	0		0
JPY Equ. 750M Drawl (V-VI)	28-04-2022	27-07-2022	1.02000%	5.46000%	0.00000%	Act/365	2022-23	1.020000%	25%	0	0		0
JPY Equ. 750M Drawl (V-VI)	28-07-2022	27-10-2022	1.02000%	5.46000%	0.00000%	Act/365	2022-23	1.020000%	25%	0	0		0
JPY Equ. 750M Drawl (V-VI)	28-10-2022	29-01-2023	1.02000%	5.46000%	0.00000%	Act/365	2022-23	1.020000%	25%	0	0		0
JPY Equ. 750M Drawl (V-VI)	30-01-2023	31-03-2023	1.02000%	5.46000%	0.00000%	Act/365	2022-23	1.020000%	25%	0	0		0
JPY Equ. 750M Drawl (V-VI)	01-04-2023	27-04-2023	1.02000%	5.46000%	0.00000%	Act/365	2023-24	1.020000%	25%	0	0		0
JPY Equ. 750M Drawl (V-VI)	28-04-2023	30-07-2023	1.02000%	5.46000%	0.00000%	Act/365	2023-24	1.020000%	25%	0	0		0
JPY Equ. 750M Drawl (V-VI)	31-07-2023	29-10-2023	1.02000%	5.46000%	0.00000%	Act/365	2023-24	1.020000%	25%	0	0		0
JPY Equ. 750M Drawl (V-VI)	30-10-2023	30-01-2024	1.02000%	5.46000%	0.00000%	Act/365	2023-24	1.020000%	25%	0	0		0
JPY Equ. 750M Drawl (V-VI)	31-01-2024	31-03-2024	1.05190%	5.46000%	0.00000%	Act/365	2023-24	1.051900%	25%	0	0		0
JPY Equ. 750M Drawl (V-VI) Weighted Average rate												0.86690%	
Mizuho II	01-04-2019	14-07-2019	4.11483%	5.46000%	100.00000%	Act/360	2019-20	4.352264%	100%	0	0		0
Mizuho II	15-07-2019	14-01-2020	3.46263%	5.46000%	100.00000%	Act/360	2019-20	3.662606%	100%	0	0		0
Mizuho II	15-01-2020	25-03-2020	3.05720%	5.46000%	100.00000%	Act/360	2019-20	3.233763%	100%	0	0		0
Mizuho II	26-03-2020	31-03-2020	2.23213%	5.46000%	100.00000%	Act/360	2019-20	2.361043%	100%	0	0		0
Mizuho II	01-04-2020	27-09-2020	2.23213%	5.46000%	100.00000%	Act/360	2020-21	2.361043%	100%	180	4.9089034		0
Mizuho II	28-09-2020	25-03-2021	1.52350%	5.46000%	100.00000%	Act/360	2020-21	1.611487%	100%	154	2.5161582		25
Mizuho II	26-03-2021	31-03-2021	1.45950%	5.46000%	100.00000%	Act/360	2020-21	1.543791%	100%	0	0		6
Mizuho II	01-04-2021	31-08-2021	1.45950%	5.46000%	100.00000%	Act/360	2021-22	1.543791%	100%	0	0		0
Mizuho II	01-09-2021	27-09-2021	1.45950%	5.46000%	100.00000%	Act/360	2021-22	1.543791%	100%	0	0		0
Mizuho II Weighted Average rate												2.04340%	
Euro Loan I Drawl I	07-06-2021	05-12-2021	0.95000%	1.77703%		Act/360	2021-22	0.966882%	100%	0	0		0
Euro Loan I Drawl I	06-12-2021	31-03-2022	0.95000%	1.77703%		Act/360	2021-22	0.966882%	100%	0	0		0
Euro Loan I Drawl I	01-04-2022	05-06-2022	0.95000%	1.77703%		Act/360	2022-23	0.966882%	100%	0	0		0
Euro Loan I Drawl I	06-06-2022	05-12-2022	0.95000%	1.77703%		Act/360	2022-23	0.966882%	100%	0	0		0
Euro Loan I Drawl I	06-12-2022	31-03-2023	3.35600%	1.77703%		Act/360	2022-23	3.415637%	100%	0	0		0
Euro Loan I Drawl I	01-04-2023	05-06-2023	3.35600%	1.77703%		Act/360	2023-24	3.415637%	100%	0	0		0
Euro Loan I Drawl I	06-06-2023	05-12-2023	4.67800%	1.77703%		Act/360	2023-24	4.761129%	100%	0	0		0
Euro Loan I Drawl I	06-12-2023	31-03-2024	4.89500%	1.77703%		Act/360	2023-24	4.981965%	100%	0	0		0
Euro Loan I Drawl I Weighted Average rate												0.00000%	
Euro Loan I Drawl II	11-08-2021	31-08-2021	0.95000%	1.743516%		Act/360	2021-22	0.966563%	100%	0	0		0

Euro Loan I Drawl II	01-09-2021	05-12-2021	0.95000%	1.743516%		Act/360	2021-22	0.966563%	100%	0	0		0
Euro Loan I Drawl II	06-12-2021	31-03-2022	0.95000%	1.743516%		Act/360	2021-22	0.966563%	100%	0	0		0
Euro Loan I Drawl II	01-04-2022	05-06-2022	0.95000%	1.743516%		Act/360	2022-23	0.966563%	100%	0	0		0
Euro Loan I Drawl II	06-06-2022	05-12-2022	0.95000%	1.743516%		Act/360	2022-23	0.966563%	100%	0	0		0
Euro Loan I Drawl II	06-12-2022	31-03-2023	3.35600%	1.743516%		Act/360	2022-23	3.414512%	100%	0	0		0
Euro Loan I Drawl II	01-04-2023	05-06-2023	3.35600%	1.743516%		Act/360	2023-24	3.414512%	100%	0	0		0
Euro Loan I Drawl II	06-06-2023	05-12-2023	4.67800%	1.743516%		Act/360	2023-24	4.759562%	100%	0	0		0
Euro Loan I Drawl II	06-12-2023	31-03-2024	4.89500%	1.743516%		Act/360	2023-24	4.980345%	100%	0	0		0
Euro Loan I Drawl II Weighted Average rate												0.000000%	
Euro Loan I Drawl III	21-09-2021	05-12-2021	0.95000%	1.743516%		Act/360	2021-22	0.966563%	100%	0	0		0
Euro Loan I Drawl III	06-12-2021	31-03-2022	0.95000%	1.743516%		Act/360	2021-22	0.966563%	100%	0	0		0
Euro Loan I Drawl III	01-04-2022	05-06-2022	0.95000%	1.743516%		Act/360	2022-23	0.966563%	100%	0	0		0
Euro Loan I Drawl III	06-06-2022	05-12-2022	0.95000%	1.743516%		Act/360	2022-23	0.966563%	100%	0	0		0
Euro Loan I Drawl III	06-12-2022	31-03-2023	3.35600%	1.743516%		Act/360	2022-23	3.414512%	100%	0	0		0
Euro Loan I Drawl III	01-04-2023	05-06-2023	3.35600%	1.743516%		Act/360	2023-24	3.414512%	100%	0	0		0
Euro Loan I Drawl III	06-06-2023	05-12-2023	4.67800%	1.743516%		Act/360	2023-24	4.759562%	100%	0	0		0
Euro Loan I Drawl III	06-12-2023	31-03-2024	4.89500%	1.743516%		Act/360	2023-24	4.980345%	100%	0	0		0
Euro Loan I Drawl III Weighted Average rate												0.000000%	
USD 750 Million Drawl I	25-04-2022	24-07-2022	2.12913%	0		Act/360	2022-23	2.129130%	87%	0	0		0
USD 750 Million Drawl I	25-07-2022	24-10-2022	3.72082%	0		Act/360	2022-23	3.720820%	87%	0	0		0
USD 750 Million Drawl I	25-10-2022	31-03-2023	5.67396%	0		Act/360	2022-23	5.673960%	87%	0	0		0
USD 750 Million Drawl I	01-04-2023	24-04-2023	5.67396%	0		Act/360	2023-24	5.673960%	87%	0	0		0
USD 750 Million Drawl I	25-04-2023	24-10-2023	6.26834%	0		Act/360	2023-24	6.268340%	87%	0	0		0
USD 750 Million Drawl I	25-10-2023	31-03-2024	6.61909%	0		Act/360	2023-24	6.619090%	87%	0	0		0
USD 750 Million Drawl I	25-04-2022	24-07-2022	2.04913%	5.46000%	100.00000%	Act/360	2022-23	2.167474%	13%	0	0		0
USD 750 Million Drawl I	25-07-2022	24-10-2022	3.64082%	5.46000%	100.00000%	Act/360	2022-23	3.851195%	13%	0	0		0
USD 750 Million Drawl I	25-10-2022	31-03-2023	5.59396%	5.46000%	100.00000%	Act/360	2022-23	5.917030%	13%	0	0		0
USD 750 Million Drawl I	01-04-2023	24-04-2023	5.59396%	5.46000%	100.00000%	Act/360	2023-24	5.917030%	13%	0	0		0
USD 750 Million Drawl I	25-04-2023	24-10-2023	6.26834%	5.46000%	100.00000%	Act/360	2023-24	6.630358%	13%	0	0		0
USD 750 Million Drawl I	25-10-2023	31-03-2024	6.53909%	5.46000%	100.00000%	Act/360	2023-24	6.916744%	13%	0	0		0
USD 750 Million Drawl I Weighted Average rate												0.000000%	
USD 750 Million Drawl II	29-07-2022	24-10-2022	3.75674%	0		Act/360	2022-23	3.756740%	87%	0	0		0
USD 750 Million Drawl II	25-10-2022	31-03-2023	5.67396%	0		Act/360	2022-23	5.673960%	87%	0	0		0
USD 750 Million Drawl II	01-04-2023	24-04-2023	5.67396%	0		Act/360	2023-24	5.673960%	87%	0	0		0
USD 750 Million Drawl II	25-04-2023	24-10-2023	6.26834%	0		Act/360	2023-24	6.268340%	87%	0	0		0
USD 750 Million Drawl II	25-10-2023	31-03-2024	6.61909%	0		Act/360	2023-24	6.619090%	87%	0	0		0
USD 750 Million Drawl II	29-07-2022	24-10-2022	3.67674%	5.46000%	100.00000%	Act/360	2022-23	3.889084%	13%	0	0		0
USD 750 Million Drawl II	25-10-2022	31-03-2023	5.59396%	5.46000%	100.00000%	Act/360	2022-23	5.917030%	13%	0	0		0
USD 750 Million Drawl II	01-04-2023	24-04-2023	5.59396%	5.46000%	100.00000%	Act/360	2023-24	5.917030%	13%	0	0		0
USD 750 Million Drawl II	25-04-2023	24-10-2023	6.26834%	5.46000%	100.00000%	Act/360	2023-24	6.630358%	13%	0	0		0
USD 750 Million Drawl II	25-10-2023	31-03-2024	6.53909%	5.46000%	100.00000%	Act/360	2023-24	6.916744%	13%	0	0		0
USD 750 Million Drawl II Weighted Average rate												0.000000%	
USD 750 Million Drawl III	28-09-2022	24-10-2022	4.41820%	0		Act/360	2022-23	4.418200%	87%	0	0		0
USD 750 Million Drawl III	25-10-2022	31-03-2023	5.67396%	0		Act/360	2022-23	5.673960%	87%	0	0		0
USD 750 Million Drawl III	01-04-2023	24-04-2023	5.67396%	0		Act/360	2023-24	5.673960%	87%	0	0		0
USD 750 Million Drawl III	25-04-2023	24-10-2023	6.26834%	0		Act/360	2023-24	6.268340%	87%	0	0		0
USD 750 Million Drawl III	25-10-2023	31-03-2024	6.61909%	0		Act/360	2023-24	6.619090%	87%	0	0		0
USD 750 Million Drawl III	28-09-2022	24-10-2022	4.06820%	5.46000%	100.00000%	Act/360	2022-23	4.303152%	13%	0	0		0
USD 750 Million Drawl III	25-10-2022	31-03-2023	5.59396%	5.46000%	100.00000%	Act/360	2022-23	5.917030%	13%	0	0		0

USD 750 Million Drawl III	01-04-2023	24-04-2023	5.59396%	5.46000%	100.00000%	Act/360	2023-24	5.917032%	13%	0	0		0
USD 750 Million Drawl III	25-04-2023	24-10-2023	6.26834%	5.46000%	100.00000%	Act/360	2023-24	6.630358%	13%	0	0		0
USD 750 Million Drawl III	25-10-2023	31-03-2024	6.53909%	5.46000%	100.00000%	Act/360	2023-24	6.916744%	13%	0	0		0
USD 750 Million Drawl III Weighted Average rate												0.000000%	
USD 750 Million Drawl IV	09-11-2022	31-03-2023	5.71764%	0		Act/360	2022-23	5.717640%	87%	0	0		0
USD 750 Million Drawl IV	01-04-2023	24-04-2023	5.71764%	0		Act/360	2023-24	5.717640%	87%	0	0		0
USD 750 Million Drawl IV	25-04-2023	24-10-2023	6.26834%	0		Act/360	2023-24	6.268340%	87%	0	0		0
USD 750 Million Drawl IV	25-10-2023	31-03-2024	6.61909%	0		Act/360	2023-24	6.619090%	87%	0	0		0
USD 750 Million Drawl IV	09-11-2022	31-03-2023	5.63764%	5.46000%	100.00000%	Act/360	2022-23	5.963232%	13%	0	0		0
USD 750 Million Drawl IV	01-04-2023	24-04-2023	5.63764%	5.46000%	100.00000%	Act/360	2023-24	5.963232%	13%	0	0		0
USD 750 Million Drawl IV	25-04-2023	24-10-2023	6.26834%	5.46000%	100.00000%	Act/360	2023-24	6.630358%	13%	0	0		0
USD 750 Million Drawl IV	25-10-2023	31-03-2024	6.53909%	5.46000%	100.00000%	Act/360	2023-24	6.916744%	13%	0	0		0
USD 750 Million Drawl IV Weighted Average rate												0.000000%	
USD 750 Million Drawl V	23-12-2022	31-03-2023	5.71764%	0		Act/360	2022-23	5.717640%	87%	0	0		0
USD 750 Million Drawl V	01-04-2023	24-04-2023	5.71764%	0		Act/360	2023-24	5.717640%	87%	0	0		0
USD 750 Million Drawl V	25-04-2023	24-10-2023	6.26834%	0		Act/360	2023-24	6.268340%	87%	0	0		0
USD 750 Million Drawl V	25-10-2023	31-03-2024	6.61909%	0		Act/360	2023-24	6.619090%	87%	0	0		0
USD 750 Million Drawl V	23-12-2022	31-03-2023	5.63764%	5.46000%	100.00000%	Act/360	2022-23	5.963232%	13%	0	0		0
USD 750 Million Drawl V	01-04-2023	24-04-2023	5.63764%	5.46000%	100.00000%	Act/360	2023-24	5.963232%	13%	0	0		0
USD 750 Million Drawl V	25-04-2023	24-10-2023	6.26834%	5.46000%	100.00000%	Act/360	2023-24	6.630358%	13%	0	0		0
USD 750 Million Drawl V	25-10-2023	31-03-2024	6.53909%	5.46000%	100.00000%	Act/360	2023-24	6.916744%	13%	0	0		0
USD 750 Million Drawl V Weighted Average rate												0.000000%	
USD 750 Million Drawl VI	08-02-2023	31-03-2023	5.71764%	0		Act/360	2022-23	5.717640%	87%	0	0		0
USD 750 Million Drawl VI	01-04-2023	24-04-2023	5.71764%	0		Act/360	2023-24	5.717640%	87%	0	0		0
USD 750 Million Drawl VI	25-04-2023	24-10-2023	6.26834%	0		Act/360	2023-24	6.268340%	87%	0	0		0
USD 750 Million Drawl VI	25-10-2023	31-03-2024	6.61909%	0		Act/360	2023-24	6.619090%	87%	0	0		0
USD 750 Million Drawl VI	08-02-2023	31-03-2023	5.63764%	5.46000%	100.00000%	Act/360	2022-23	5.963232%	13%	0	0		0
USD 750 Million Drawl VI	01-04-2023	24-04-2023	5.63764%	5.46000%	100.00000%	Act/360	2023-24	5.963232%	13%	0	0		0
USD 750 Million Drawl VI	25-04-2023	24-10-2023	6.26834%	5.46000%	100.00000%	Act/360	2023-24	6.630358%	13%	0	0		0
USD 750 Million Drawl VI	25-10-2023	31-03-2024	6.53909%	5.46000%	100.00000%	Act/360	2023-24	6.916744%	13%	0	0		0
USD 750 Million Drawl VI Weighted Average rate												0.000000%	
JPY Equ. $400 Million Drawl I	15-05-2023	14-11-2023	1.20000%	0		Act/365	2023-24	1.200000%	100%	0	0		0
JPY Equ. $400 Million Drawl I	15-11-2023	31-03-2024	1.21218%	0		Act/365	2023-24	1.212180%	100%	0	0		0
JPY Equ. $400 Million Drawl I Weighted Average rate												0.000000%	
JPY Equ. $400 Million Drawl II	24-07-2023	14-11-2023	1.20000%	0		Act/365	2023-24	1.200000%	100%	0	0		0
JPY Equ. $400 Million Drawl II	15-11-2023	31-03-2024	1.21218%	0		Act/365	2023-24	1.212180%	100%	0	0		0
JPY Equ. $400 Million Drawl II Weighted Average rate												0.000000%	
JPY Equ. $400 Million Drawl III	25-09-2023	14-11-2023	1.20000%	0		Act/365	2023-24	1.200000%	100%	0	0		0
JPY Equ. $400 Million Drawl III	15-11-2023	31-03-2024	1.21218%	0		Act/365	2023-24	1.212180%	100%	0	0		0
JPY Equ. $400 Million Drawl III Weighted Average rate												0.000000%	
JPY Equ. $400 Million Drawl IV	23-12-2023	31-03-2024	1.21886%	0		Act/365	2023-24	1.218860%	100%	0	0		0
JPY Equ. $400 Million Drawl IV Weighted Average rate												0.000000%	
JBIC Green I Drawl I	25-02-2021	16-03-2021	0.92000%	0.00000%		Act/360	2020-21	0.920000%	100%	4	0.0973111		16
JBIC Green I Drawl I	17-03-2021	31-03-2021	0.92000%	0.00000%		Act/360	2020-21	0.920000%	100%	0	0		15
JBIC Green I Drawl I	01-04-2021	16-09-2021	0.92000%	0.00000%		Act/360	2021-22	0.920000%	100%	0	0		0
JBIC Green I Drawl I	17-09-2021	16-03-2022	0.92000%	0.00000%		Act/360	2021-22	0.920000%	100%	0	0		0

JBIC Green I Drawl I	17-03-2022	31-03-2022	0.96017%	0.00000%	Act/360	2021-22	0.960170%	100%	0	0		0
JBIC Green I Drawl I	01-04-2022	19-09-2022	0.96017%	0.00000%	Act/360	2022-23	0.960170%	100%	0	0		0
JBIC Green I Drawl I	20-09-2022	16-03-2023	0.93264%	0.00000%	Act/360	2022-23	0.932640%	100%	0	0		0
JBIC Green I Drawl I	17-03-2023	31-03-2023	0.93557%	0.00000%	Act/360	2022-23	0.935570%	100%	0	0		0
JBIC Green I Drawl I	01-04-2023	18-09-2023	0.93557%	0.00000%	Act/360	2023-24	0.935570%	100%	0	0		0
JBIC Green I Drawl I	19-09-2023	17-03-2024	0.95966%	0.00000%	Act/360	2023-24	0.959660%	100%	0	0		0
JBIC Green I Drawl I	18-03-2024	31-03-2024	1.07223%	0.00000%	Act/360	2023-24	1.072230%	100%	0	0		0
JBIC Green I Drawl I Weighted Average rate											0.93380%	
JBIC Green I Drawl II	27-09-2021	16-03-2022	0.92000%	0.00000%	Act/360	2021-22	0.920000%	100%	0	0		0
JBIC Green I Drawl II	17-03-2022	31-03-2022	0.96017%	0.00000%	Act/360	2021-22	0.960170%	100%	0	0		0
JBIC Green I Drawl II	01-04-2022	19-09-2022	0.96017%	0.00000%	Act/360	2022-23	0.960170%	100%	0	0		0
JBIC Green I Drawl II	20-09-2022	16-03-2023	0.93264%	0.00000%	Act/360	2022-23	0.932640%	100%	0	0		0
JBIC Green I Drawl II	17-03-2023	31-03-2023	0.93557%	0.00000%	Act/360	2022-23	0.935570%	100%	0	0		0
JBIC Green I Drawl II	01-04-2023	18-09-2023	0.93557%	0.00000%	Act/360	2023-24	0.935570%	100%	0	0		0
JBIC Green I Drawl II	19-09-2023	17-03-2024	0.95966%	0.00000%	Act/360	2023-24	0.959660%	100%	0	0		0
JBIC Green I Drawl II	18-03-2024	31-03-2024	1.07223%	0.00000%	Act/360	2023-24	1.072230%	100%	0	0		0
JBIC Green I Drawl II Weighted Average rate											0.00000%	
JBIC Green I Drawl III	11-01-2022	16-03-2022	0.92000%	0.00000%	Act/360	2021-22	0.920000%	100%	0	0		0
JBIC Green I Drawl III	17-03-2022	31-03-2022	0.96017%	0.00000%	Act/360	2021-22	0.960170%	100%	0	0		0
JBIC Green I Drawl III	01-04-2022	19-09-2022	0.96017%	0.00000%	Act/360	2022-23	0.960170%	100%	0	0		0
JBIC Green I Drawl III	20-09-2022	16-03-2023	0.93264%	0.00000%	Act/360	2022-23	0.932640%	100%	0	0		0
JBIC Green I Drawl III	17-03-2023	31-03-2023	0.93557%	0.00000%	Act/360	2022-23	0.935570%	100%	0	0		0
JBIC Green I Drawl III	01-04-2023	18-09-2023	0.93557%	0.00000%	Act/360	2023-24	0.935570%	100%	0	0		0
JBIC Green I Drawl III	19-09-2023	17-03-2024	0.95966%	0.00000%	Act/360	2023-24	0.959660%	100%	0	0		0
JBIC Green I Drawl III	18-03-2024	31-03-2024	1.07223%	0.00000%	Act/360	2023-24	1.072230%	100%	0	0		0
JBIC Green I Drawl III Weighted Average rate											0.00000%	
JBIC Green I Drawl IV	28-04-2022	19-09-2022	0.95702%	0.00000%	Act/360	2022-23	0.957030%	100%	0	0		0
JBIC Green I Drawl IV	20-09-2022	16-03-2023	0.93264%	0.00000%	Act/360	2022-23	0.932640%	100%	0	0		0
JBIC Green I Drawl IV	17-03-2023	31-03-2023	0.93557%	0.00000%	Act/360	2022-23	0.935570%	100%	0	0		0
JBIC Green I Drawl IV	01-04-2023	18-09-2023	0.93557%	0.00000%	Act/360	2023-24	0.935570%	100%	0	0		0
JBIC Green I Drawl IV	19-09-2023	17-03-2024	0.95966%	0.00000%	Act/360	2023-24	0.959660%	100%	0	0		0
JBIC Green I Drawl IV	18-03-2024	31-03-2024	1.07223%	0.00000%	Act/360	2023-24	1.072200%	100%	0	0		0
JBIC Green I Drawl IV Weighted Average rate											0.00000%	

Info:

(i) Floating rate, interest basis and withholding tax rates are as per mail received from IF on 10.10.2024

										01-03-2021 31-03-2021		From To	01-04-2021 31-03-2022
Name of the Loan	From	To	Floating Rate of interest	Withholding Tax (WHT)	Applicability of Withholding Tax	Interest Basis	Financial year	Interest rate (incl WHT)	Loan Proportion	Product	WAVG rate		No of days	Product
SBI, NEW YORK	01-04-2019	14-05-2019	4.35500%	5.46000%	10.00000%	Act/360	2019-20	4.279574%	100%	0			0	0
SBI, NEW YORK	15-05-2019	28-07-2019	3.98763%	5.46000%	10.00000%	Act/360	2019-20	4.010860%	100%	0			0	0
SBI, NEW YORK	29-07-2019	29-01-2020	3.57750%	5.46000%	10.00000%	Act/360	2019-20	3.598161%	100%	0			0	0
SBI, NEW YORK Weighted Average rate											0.00000%			
JPY Equ. 350Million A	01-04-2019	11-04-2019	0.95933%	5.46000%	100.00000%	Act/360	2019-20	1.014735%	100%	0			0	0
JPY Equ. 350Million A	12-04-2019	10-10-2019	0.95700%	5.46000%	100.00000%	Act/360	2019-20	1.012270%	100%	0			0	0
JPY Equ. 350Million A	11-10-2019	29-02-2020	0.95000%	5.46000%	100.00000%	Act/360	2019-20	1.004866%	100%	0			0	0
JPY Equ. 350Million A	01-03-2020	31-03-2020	0.95000%	5.46000%	100.00000%	Act/360	2019-20	1.004866%	100%	0			0	0
JPY Equ. 350Million A	01-04-2020	12-04-2020	0.95000%	5.46000%	100.00000%	Act/360	2020-21	1.004866%	100%	0			0	0
JPY Equ. 350Million A	13-04-2020	11-10-2020	0.97417%	5.46000%	100.00000%	Act/360	2020-21	1.030432%	100%	0			0	0
JPY Equ. 350Million A	12-10-2020	31-03-2021	0.95000%	5.46000%	100.00000%	Act/360	2020-21	1.004866%	100%	0.3158349			0	0
JPY Equ. 350Million A	01-04-2021	11-04-2021	0.95000%	5.46000%	100.00000%	Act/360	2021-22	1.004866%	100%	0			11	0.1120704
JPY Equ. 350Million A	12-04-2021	10-10-2021	0.95000%	5.46000%	100.00000%	Act/360	2021-22	1.004866%	100%	0			182	1.8542563
JPY Equ. 350Million A	11-10-2021	31-03-2022	0.95000%	5.46000%	100.00000%	Act/360	2021-22	1.004866%	100%	0			172	1.7523741
JPY Equ. 350Million A	01-04-2022	10-04-2022	0.95000%	5.46000%	100.00000%	Act/360	2022-23	1.004866%	100%	0			0	0
JPY Equ. 350Million A	11-04-2022	11-07-2022	0.95000%	5.46000%	100.00000%	Act/365	2022-23	1.004866%	100%	0			0	0
JPY Equ. 350Million A	12-07-2022	11-10-2022	0.95000%	5.46000%	100.00000%	Act/365	2022-23	1.004866%	100%	0			0	0
JPY Equ. 350Million A	12-10-2022	11-01-2023	0.95000%	5.46000%	100.00000%	Act/365	2022-23	1.004866%	100%	0			0	0
JPY Equ. 350Million A	12-01-2023	31-03-2023	0.95000%	5.46000%	100.00000%	Act/365	2022-23	1.004866%	100%	0			0	0
JPY Equ. 350Million A	01-04-2023	11-04-2023	0.95000%	5.46000%	100.00000%	Act/365	2023-24	1.004866%	100%	0			0	0
JPY Equ. 350Million A	12-04-2023	11-07-2023	0.95000%	5.46000%	100.00000%	Act/365	2023-24	1.004866%	100%	0			0	0
JPY Equ. 350Million A	12-07-2023	11-10-2023	0.95000%	5.46000%	100.00000%	Act/365	2023-24	1.004866%	100%	0			0	0
JPY Equ. 350Million A	12-10-2023	11-01-2024	0.95000%	5.46000%	100.00000%	Act/365	2023-24	1.004866%	100%	0			0	0
JPY Equ. 350Million A	12-01-2024	31-03-2024	0.96342%	5.46000%	100.00000%	Act/365	2023-24	1.018061%	100%	0			0	0
JPY Equ. 350Million A Weighted Average rate											1.01680%			
JPY Equ. 350Million B	01-04-2019	11-04-2019	0.95933%	5.46000%	100.00000%	Act/360	2019-20	1.014735%	100%	0			0	0
JPY Equ. 350Million B	12-04-2019	10-10-2019	0.95700%	5.46000%	100.00000%	Act/360	2019-20	1.012270%	100%	0			0	0
JPY Equ. 350Million B	11-10-2019	29-02-2020	0.95000%	5.46000%	100.00000%	Act/360	2019-20	1.004866%	100%	0			0	0
JPY Equ. 350Million B	01-03-2020	31-03-2020	0.95000%	5.46000%	100.00000%	Act/360	2019-20	1.004866%	100%	0			0	0
JPY Equ. 350Million B	01-04-2020	12-04-2020	0.95000%	5.46000%	100.00000%	Act/360	2020-21	1.004866%	100%	0			0	0
JPY Equ. 350Million B	13-04-2020	11-10-2020	0.97417%	5.46000%	100.00000%	Act/360	2020-21	1.030432%	100%	0			0	0
JPY Equ. 350Million B	12-10-2020	31-03-2021	0.95000%	5.46000%	100.00000%	Act/360	2020-21	1.004866%	100%	0.3158349			0	0
JPY Equ. 350Million B	01-04-2021	11-04-2021	0.95000%	5.46000%	100.00000%	Act/360	2021-22	1.004866%	100%	0			11	0.1120704
JPY Equ. 350Million B	12-04-2021	10-10-2021	0.95000%	5.46000%	100.00000%	Act/360	2021-22	1.004866%	100%	0			182	1.8542563
JPY Equ. 350Million B	11-10-2021	31-03-2022	0.95000%	5.46000%	100.00000%	Act/360	2021-22	1.004866%	100%	0			172	1.7523741
JPY Equ. 350Million B	01-04-2022	10-04-2022	0.95000%	5.46000%	100.00000%	Act/360	2022-23	1.004866%	100%	0			0	0
JPY Equ. 350Million B	11-04-2022	11-07-2022	0.95000%	5.46000%	100.00000%	Act/365	2022-23	1.004866%	100%	0			0	0
JPY Equ. 350Million B	12-07-2022	11-10-2022	0.95000%	5.46000%	100.00000%	Act/365	2022-23	1.004866%	100%	0			0	0
JPY Equ. 350Million B	12-10-2022	11-01-2023	0.95000%	5.46000%	100.00000%	Act/365	2022-23	1.004866%	100%	0			0	0
JPY Equ. 350Million B	12-01-2023	31-03-2023	0.95000%	5.46000%	100.00000%	Act/365	2022-23	1.004866%	100%	0			0	0
JPY Equ. 350Million B	01-04-2023	11-04-2023	0.95000%	5.46000%	100.00000%	Act/365	2023-24	1.004866%	100%	0			0	0
JPY Equ. 350Million B	12-04-2023	11-07-2023	0.95000%	5.46000%	100.00000%	Act/365	2023-24	1.004866%	100%	0			0	0
JPY Equ. 350Million B	12-07-2023	11-10-2023	0.95000%	5.46000%	100.00000%	Act/365	2023-24	1.004866%	100%	0			0	0
JPY Equ. 350Million B	12-10-2023	11-01-2024	0.95000%	5.46000%	100.00000%	Act/365	2023-24	1.004866%	100%	0			0	0

JPY Equ. 350Million B	12-01-2024	31-03-2024	0.98342%	5.46000%	100.00000%	Act/365	2023-24	1.019861%	100%	0		0	0
JPY Equ. 350Million B Weighted Average rate											1.01880%		
JPY Equ. 300Million A	01-04-2019	09-04-2019	1.02000%	5.46000%	100.00000%	Act/360	2019-20	1.078908%	100%	0		0	0
JPY Equ. 300Million A	10-04-2019	09-07-2019	1.02000%	5.46000%	100.00000%	Act/360	2019-20	1.078908%	100%	0		0	0
JPY Equ. 300Million A	10-07-2019	09-01-2020	1.02000%	5.46000%	100.00000%	Act/360	2019-20	1.078908%	100%	0		0	0
JPY Equ. 300Million A	10-01-2020	29-02-2020	1.03467%	5.46000%	100.00000%	Act/360	2019-20	1.094426%	100%	0		0	0
JPY Equ. 300Million A	01-03-2020	31-03-2020	1.03467%	5.46000%	100.00000%	Act/360	2019-20	1.094426%	100%	0		0	0
JPY Equ. 300Million A	01-04-2020	12-07-2020	1.03467%	5.46000%	100.00000%	Act/360	2020-21	1.094426%	100%	0		0	0
JPY Equ. 300Million A	13-07-2020	12-01-2021	1.02000%	5.46000%	100.00000%	Act/360	2020-21	1.078908%	100%	0		0	0
JPY Equ. 300Million A	13-01-2021	31-03-2021	1.02000%	5.46000%	100.00000%	Act/360	2020-21	1.078908%	100%	0.3391069		0	0
JPY Equ. 300Million A	01-04-2021	12-07-2021	1.02000%	5.46000%	100.00000%	Act/360	2021-22	1.078908%	100%	0		103	1.12671
JPY Equ. 300Million A	13-07-2021	12-01-2022	1.02000%	5.46000%	100.00000%	Act/360	2021-22	1.078908%	100%	0		184	2.0127636
JPY Equ. 300Million A	13-01-2022	31-03-2022	1.02000%	5.46000%	100.00000%	Act/365	2021-22	1.078908%	100%	0		78	0.8415486
JPY Equ. 300Million A	01-04-2022	12-04-2022	1.02000%	5.46000%	100.00000%	Act/365	2022-23	1.078908%	100%	0		0	0
JPY Equ. 300Million A	13-04-2022	12-07-2022	1.02000%	5.46000%	100.00000%	Act/365	2022-23	1.078908%	100%	0		0	0
JPY Equ. 300Million A	13-07-2022	12-10-2022	1.02000%	5.46000%	100.00000%	Act/365	2022-23	1.078908%	100%	0		0	0
JPY Equ. 300Million A	13-10-2022	12-01-2023	1.02000%	5.46000%	100.00000%	Act/365	2022-23	1.078908%	100%	0		0	0
JPY Equ. 300Million A	13-01-2023	31-03-2023	1.02000%	5.46000%	100.00000%	Act/365	2022-23	1.078908%	100%	0		0	0
JPY Equ. 300Million A	01-04-2023	12-04-2023	1.02000%	5.46000%	100.00000%	Act/365	2023-24	1.078908%	100%	0		0	0
JPY Equ. 300Million A	13-04-2023	12-07-2023	1.02000%	5.46000%	100.00000%	Act/365	2023-24	1.078908%	100%	0		0	0
JPY Equ. 300Million A	13-07-2023	12-10-2023	1.02000%	5.46000%	100.00000%	Act/365	2023-24	1.078908%	100%	0		0	0
JPY Equ. 300Million A	13-10-2023	14-01-2024	1.02000%	5.46000%	100.00000%	Act/365	2023-24	1.078908%	100%	0		0	0
JPY Equ. 300Million A	15-01-2024	31-03-2024	1.03665%	5.46000%	100.00000%	Act/365	2023-24	1.096520%	100%	0		0	0
JPY Equ. 300Million A Weighted Average rate											1.09390%		
JPY Equ. 300Million B	01-04-2019	09-04-2019	1.02000%	5.46000%	100.00000%	Act/360	2019-20	1.078908%	100%	0		0	0
JPY Equ. 300Million B	10-04-2019	09-07-2019	1.02000%	5.46000%	100.00000%	Act/360	2019-20	1.078908%	100%	0		0	0
JPY Equ. 300Million B	10-07-2019	09-01-2020	1.02000%	5.46000%	100.00000%	Act/360	2019-20	1.078908%	100%	0		0	0
JPY Equ. 300Million B	10-01-2020	29-02-2020	1.03467%	5.46000%	100.00000%	Act/360	2019-20	1.094426%	100%	0		0	0
JPY Equ. 300Million B	01-03-2020	31-03-2020	1.03467%	5.46000%	100.00000%	Act/360	2019-20	1.094426%	100%	0		0	0
JPY Equ. 300Million B	01-04-2020	12-07-2020	1.03467%	5.46000%	100.00000%	Act/360	2020-21	1.094426%	100%	0		0	0
JPY Equ. 300Million B	13-07-2020	12-01-2021	1.02000%	5.46000%	100.00000%	Act/360	2020-21	1.078908%	100%	0		0	0
JPY Equ. 300Million B	13-01-2021	31-03-2021	1.02000%	5.46000%	100.00000%	Act/360	2020-21	1.078908%	100%	0.3391069		0	0
JPY Equ. 300Million B	01-04-2021	12-07-2021	1.02000%	5.46000%	100.00000%	Act/360	2021-22	1.078908%	100%	0		103	1.12671
JPY Equ. 300Million B	13-07-2021	12-01-2022	1.02000%	5.46000%	100.00000%	Act/360	2021-22	1.078908%	100%	0		184	2.0127636
JPY Equ. 300Million B	13-01-2022	31-03-2022	1.02000%	5.46000%	100.00000%	Act/365	2021-22	1.078908%	100%	0		78	0.8415486
JPY Equ. 300Million B	01-04-2022	12-04-2022	1.02000%	5.46000%	100.00000%	Act/365	2022-23	1.078908%	100%	0		0	0
JPY Equ. 300Million B	13-04-2022	12-07-2022	1.02000%	5.46000%	100.00000%	Act/365	2022-23	1.078908%	100%	0		0	0
JPY Equ. 300Million B	13-07-2022	12-10-2022	1.02000%	5.46000%	100.00000%	Act/365	2022-23	1.078908%	100%	0		0	0
JPY Equ. 300Million B	13-10-2022	12-01-2023	1.02000%	5.46000%	100.00000%	Act/365	2022-23	1.078908%	100%	0		0	0
JPY Equ. 300Million B	13-01-2023	31-03-2023	1.02000%	5.46000%	100.00000%	Act/365	2022-23	1.078908%	100%	0		0	0
JPY Equ. 300Million B	01-04-2023	12-04-2023	1.02000%	5.46000%	100.00000%	Act/365	2023-24	1.078908%	100%	0		0	0
JPY Equ. 300Million B	13-04-2023	12-07-2023	1.02000%	5.46000%	100.00000%	Act/365	2023-24	1.078908%	100%	0		0	0
JPY Equ. 300Million B	13-07-2023	12-10-2023	1.02000%	5.46000%	100.00000%	Act/365	2023-24	1.078908%	100%	0		0	0
JPY Equ. 300Million B	13-10-2023	14-01-2024	1.02000%	5.46000%	100.00000%	Act/365	2023-24	1.078908%	100%	0		0	0
JPY Equ. 300Million B	15-01-2024	31-03-2024	1.03665%	5.46000%	100.00000%	Act/365	2023-24	1.096520%	100%	0		0	0
JPY Equ. 300Million B Weighted Average rate											1.09390%		
JPY Equ. 750M Drawl (I to IV)	29-01-2020	29-02-2020	0.80000%	5.46000%	56.73020%	Act/360	2019-20	0.827135%	75%	0		0	0
JPY Equ. 750M Drawl (I to IV)	01-03-2020	31-03-2020	0.80000%	5.46000%	56.73020%	Act/360	2019-20	0.827135%	75%	0		0	0

JPY Equ. 750M Drawl (I to IV)	01-04-2020	28-04-2020	0.80000%	5.46000%	56.73020%	Act/360	2020-21	0.827135%	75%	0	0	0
JPY Equ. 750M Drawl (I to IV)	29-04-2020	29-07-2020	0.80000%	5.46000%	56.73020%	Act/360	2020-21	0.827135%	75%	0	0	0
JPY Equ. 750M Drawl (I to IV)	30-07-2020	29-01-2021	0.80000%	5.46000%	56.73020%	Act/360	2020-21	0.827135%	75%	0	0	0
JPY Equ. 750M Drawl (I to IV)	29-01-2021	31-03-2021	0.80000%	5.46000%	56.73020%	Act/360	2020-21	0.827135%	75%	0.1949798	0	0
JPY Equ. 750M Drawl (I to IV)	01-04-2021	28-07-2021	0.80000%	5.46000%	56.73020%	Act/360	2021-22	0.827135%	75%	0	119	0.7484709
JPY Equ. 750M Drawl (I to IV)	29-07-2021	31-08-2021	0.80000%	5.46000%	56.73020%	Act/360	2021-22	0.827135%	75%	0	34	0.2138488
JPY Equ. 750M Drawl (I to IV)	01-09-2021	30-01-2022	0.80000%	5.46000%	56.73020%	Act/360	2021-22	0.827135%	75%	0	152	0.9560901
JPY Equ. 750M Drawl (I to IV)	31-01-2022	31-03-2022	0.80000%	5.46000%	56.73020%	Act/365	2021-22	0.827135%	75%	0	60	0.3722107
JPY Equ. 750M Drawl (I to IV)	01-04-2022	27-04-2022	0.80000%	5.46000%	56.73020%	Act/365	2022-23	0.827135%	75%	0	0	0
JPY Equ. 750M Drawl (I to IV)	28-04-2022	27-07-2022	0.80000%	5.46000%	56.73020%	Act/365	2022-23	0.827135%	75%	0	0	0
JPY Equ. 750M Drawl (I to IV)	28-07-2022	27-10-2022	0.80000%	5.46000%	56.73020%	Act/365	2022-23	0.827135%	75%	0	0	0
JPY Equ. 750M Drawl (I to IV)	28-10-2022	29-01-2023	0.80000%	5.46000%	56.73020%	Act/365	2022-23	0.827135%	75%	0	0	0
JPY Equ. 750M Drawl (I to IV)	30-01-2023	31-03-2023	0.80000%	5.46000%	56.73020%	Act/365	2022-23	0.827135%	75%	0	0	0
JPY Equ. 750M Drawl (I to IV)	01-04-2023	27-04-2023	0.80000%	5.46000%	56.73020%	Act/365	2023-24	0.827135%	75%	0	0	0
JPY Equ. 750M Drawl (I to IV)	28-04-2023	30-07-2023	0.80000%	5.46000%	56.73020%	Act/365	2023-24	0.827135%	75%	0	0	0
JPY Equ. 750M Drawl (I to IV)	31-07-2023	29-10-2023	0.80000%	5.46000%	56.73020%	Act/365	2023-24	0.827135%	75%	0	0	0
JPY Equ. 750M Drawl (I to IV)	30-10-2023	30-01-2024	0.80000%	5.46000%	56.73020%	Act/365	2023-24	0.827135%	75%	0	0	0
JPY Equ. 750M Drawl (I to IV)	31-01-2024	31-03-2024	0.83190%	5.46000%	56.73020%	Act/365	2023-24	0.860117%	75%	0	0	0
JPY Equ. 750M Drawl (I to IV)	29-01-2020	29-02-2020	1.02000%	5.46000%	52.38100%	Act/360	2019-20	1.050657%	25%	0	0	0
JPY Equ. 750M Drawl (I to IV)	01-03-2020	31-03-2020	1.02000%	5.46000%	52.38100%	Act/360	2019-20	1.050657%	25%	0	0	0
JPY Equ. 750M Drawl (I to IV)	01-04-2020	28-04-2020	1.02000%	5.46000%	52.38100%	Act/360	2020-21	1.050657%	25%	0	0	0
JPY Equ. 750M Drawl (I to IV)	29-04-2020	29-07-2020	1.02000%	5.46000%	52.38100%	Act/360	2020-21	1.050657%	25%	0	0	0
JPY Equ. 750M Drawl (I to IV)	30-07-2020	29-01-2021	1.02000%	5.46000%	52.38100%	Act/360	2020-21	1.050657%	25%	0	0	0
JPY Equ. 750M Drawl (I to IV)	29-01-2021	31-03-2021	1.02000%	5.46000%	52.38100%	Act/360	2020-21	1.050657%	25%	0.0825725	0	0
JPY Equ. 750M Drawl (I to IV)	01-04-2021	28-07-2021	1.02000%	5.46000%	52.38100%	Act/360	2021-22	1.050657%	25%	0	119	0.316972
JPY Equ. 750M Drawl (I to IV)	29-07-2021	31-08-2021	1.02000%	5.46000%	52.38100%	Act/360	2021-22	1.050657%	25%	0	34	0.0905634
JPY Equ. 750M Drawl (I to IV)	01-09-2021	30-01-2022	1.02000%	5.46000%	52.38100%	Act/360	2021-22	1.050657%	25%	0	152	0.4048718
JPY Equ. 750M Drawl (I to IV)	31-01-2022	31-03-2022	1.02000%	5.46000%	52.38100%	Act/365	2021-22	1.050657%	25%	0	60	0.1576285

JPY Equ. 750M Drawl (I to IV)	01-04-2022	27-04-2022	1.02000%	5.46000%	52.38100%	Act/365	2022-23	1.050657%	25%	0		0	0
JPY Equ. 750M Drawl (I to IV)	28-04-2022	27-07-2022	1.02000%	5.46000%	52.38100%	Act/365	2022-23	1.050657%	25%	0		0	0
JPY Equ. 750M Drawl (I to IV)	28-07-2022	27-10-2022	1.02000%	5.46000%	52.38100%	Act/365	2022-23	1.050657%	25%	0		0	0
JPY Equ. 750M Drawl (I to IV)	28-10-2022	29-01-2023	1.02000%	5.46000%	52.38100%	Act/365	2022-23	1.050657%	25%	0		0	0
JPY Equ. 750M Drawl (I to IV)	30-01-2023	31-03-2023	1.02000%	5.46000%	52.38100%	Act/365	2022-23	1.050657%	25%	0		0	0
JPY Equ. 750M Drawl (I to IV)	01-04-2023	27-04-2023	1.02000%	5.46000%	52.38100%	Act/365	2023-24	1.050657%	25%	0		0	0
JPY Equ. 750M Drawl (I to IV)	28-04-2023	30-07-2023	1.02000%	5.46000%	52.38100%	Act/365	2023-24	1.050657%	25%	0		0	0
JPY Equ. 750M Drawl (I to IV)	31-07-2023	29-10-2023	1.02000%	5.46000%	52.38100%	Act/365	2023-24	1.050657%	25%	0		0	0
JPY Equ. 750M Drawl (I to IV)	30-10-2023	30-01-2024	1.02000%	5.46000%	52.38100%	Act/365	2023-24	1.050657%	25%	0		0	0
JPY Equ. 750M Drawl (I to IV)	31-01-2024	31-03-2024	1.05190%	5.46000%	52.38100%	Act/365	2023-24	1.083722%	25%	0		0	0
JPY Equ. 750M Drawl (I to IV) Weighted Average rate											0.89530%		
JPY Equ. 750M Drawl (V-VI)	27-11-2020	25-02-2021	0.80000%	5.46000%	0.00000%	Act/360	2020-21	0.800000%	75%	0		0	0
JPY Equ. 750M Drawl (V-VI)	26-02-2021	31-03-2021	0.80000%	5.46000%	0.00000%	Act/360	2020-21	0.800000%	75%	0.1885833		0	0
JPY Equ. 750M Drawl (V-VI)	01-04-2021	28-07-2021	0.80000%	5.46000%	0.00000%	Act/360	2021-22	0.800000%	75%	0		119	0.7239167
JPY Equ. 750M Drawl (V-VI)	29-07-2021	31-08-2021	0.80000%	5.46000%	0.00000%	Act/360	2021-22	0.800000%	75%	0		34	0.2068333
JPY Equ. 750M Drawl (V-VI)	01-09-2021	30-01-2022	0.80000%	5.46000%	0.00000%	Act/360	2021-22	0.800000%	75%	0		152	0.9246667
JPY Equ. 750M Drawl (V-VI)	31-01-2022	31-03-2022	0.80000%	5.46000%	0.00000%	Act/365	2021-22	0.800000%	75%	0		60	0.36
JPY Equ. 750M Drawl (V-VI)	01-04-2022	27-04-2022	0.80000%	5.46000%	0.00000%	Act/365	2022-23	0.800000%	75%	0		0	0
JPY Equ. 750M Drawl (V-VI)	28-04-2022	27-07-2022	0.80000%	5.46000%	0.00000%	Act/365	2022-23	0.800000%	75%	0		0	0
JPY Equ. 750M Drawl (V-VI)	28-07-2022	27-10-2022	0.80000%	5.46000%	0.00000%	Act/365	2022-23	0.800000%	75%	0		0	0
JPY Equ. 750M Drawl (V-VI)	28-10-2022	29-01-2023	0.80000%	5.46000%	0.00000%	Act/365	2022-23	0.800000%	75%	0		0	0
JPY Equ. 750M Drawl (V-VI)	30-01-2023	31-03-2023	0.80000%	5.46000%	0.00000%	Act/365	2022-23	0.800000%	75%	0		0	0
JPY Equ. 750M Drawl (V-VI)	01-04-2023	27-04-2023	0.80000%	5.46000%	0.00000%	Act/365	2023-24	0.800000%	75%	0		0	0
JPY Equ. 750M Drawl (V-VI)	28-04-2023	30-07-2023	0.80000%	5.46000%	0.00000%	Act/365	2023-24	0.800000%	75%	0		0	0
JPY Equ. 750M Drawl (V-VI)	31-07-2023	29-10-2023	0.80000%	5.46000%	0.00000%	Act/365	2023-24	0.800000%	75%	0		0	0
JPY Equ. 750M Drawl (V-VI)	30-10-2023	30-01-2024	0.80000%	5.46000%	0.00000%	Act/365	2023-24	0.800000%	75%	0		0	0
JPY Equ. 750M Drawl (V-VI)	31-01-2024	31-03-2024	0.83190%	5.46000%	0.00000%	Act/365	2023-24	0.831900%	75%	0		0	0
JPY Equ. 750M Drawl (V-VI)	27-11-2020	25-02-2021	1.02000%	5.46000%	0.00000%	Act/360	2020-21	1.020000%	25%	0		0	0

JPY Equ. 750M Drawl (V-VI)	26-02-2021	31-03-2021	1.02000%	5.46000%	0.00000%	Act/360	2020-21	1.020000%	25%	0.0801479		0	0
JPY Equ. 750M Drawl (V-VI)	01-04-2021	28-07-2021	1.02000%	5.46000%	0.00000%	Act/360	2021-22	1.020000%	25%	0		119	0.3076646
JPY Equ. 750M Drawl (V-VI)	29-07-2021	31-08-2021	1.02000%	5.46000%	0.00000%	Act/360	2021-22	1.020000%	25%	0		34	0.0879042
JPY Equ. 750M Drawl (V-VI)	01-09-2021	30-01-2022	1.02000%	5.46000%	0.00000%	Act/360	2021-22	1.020000%	25%	0		152	0.3929833
JPY Equ. 750M Drawl (V-VI)	31-01-2022	31-03-2022	1.02000%	5.46000%	0.00000%	Act/365	2021-22	1.020000%	25%	0		60	0.153
JPY Equ. 750M Drawl (V-VI)	01-04-2022	27-04-2022	1.02000%	5.46000%	0.00000%	Act/365	2022-23	1.020000%	25%	0		0	0
JPY Equ. 750M Drawl (V-VI)	28-04-2022	27-07-2022	1.02000%	5.46000%	0.00000%	Act/365	2022-23	1.020000%	25%	0		0	0
JPY Equ. 750M Drawl (V-VI)	28-07-2022	27-10-2022	1.02000%	5.46000%	0.00000%	Act/365	2022-23	1.020000%	25%	0		0	0
JPY Equ. 750M Drawl (V-VI)	28-10-2022	29-01-2023	1.02000%	5.46000%	0.00000%	Act/365	2022-23	1.020000%	25%	0		0	0
JPY Equ. 750M Drawl (V-VI)	30-01-2023	31-03-2023	1.02000%	5.46000%	0.00000%	Act/365	2022-23	1.020000%	25%	0		0	0
JPY Equ. 750M Drawl (V-VI)	01-04-2023	27-04-2023	1.02000%	5.46000%	0.00000%	Act/365	2023-24	1.020000%	25%	0		0	0
JPY Equ. 750M Drawl (V-VI)	28-04-2023	30-07-2023	1.02000%	5.46000%	0.00000%	Act/365	2023-24	1.020000%	25%	0		0	0
JPY Equ. 750M Drawl (V-VI)	31-07-2023	29-10-2023	1.02000%	5.46000%	0.00000%	Act/365	2023-24	1.020000%	25%	0		0	0
JPY Equ. 750M Drawl (V-VI)	30-10-2023	30-01-2024	1.02000%	5.46000%	0.00000%	Act/365	2023-24	1.020000%	25%	0		0	0
JPY Equ. 750M Drawl (V-VI)	31-01-2024	31-03-2024	1.05190%	5.46000%	0.00000%	Act/365	2023-24	1.051900%	25%	0		0	0
JPY Equ. 750M Drawl (V-VI) Weighted Average rate											0.88690%		
Mizuho II	01-04-2019	14-07-2019	4.11463%	5.46000%	100.00000%	Act/360	2019-20	4.352264%	100%	0		0	0
Mizuho II	15-07-2019	14-01-2020	3.46263%	5.46000%	100.00000%	Act/360	2019-20	3.662606%	100%	0		0	0
Mizuho II	15-01-2020	25-03-2020	3.05720%	5.46000%	100.00000%	Act/360	2019-20	3.233763%	100%	0		0	0
Mizuho II	26-03-2020	31-03-2020	2.23213%	5.46000%	100.00000%	Act/360	2019-20	2.361043%	100%	0		0	0
Mizuho II	01-04-2020	27-09-2020	2.23213%	5.46000%	100.00000%	Act/360	2020-21	2.361043%	100%	0		0	0
Mizuho II	28-09-2020	25-03-2021	1.52350%	5.46000%	100.00000%	Act/360	2020-21	1.611487%	100%	0.4084672		0	0
Mizuho II	26-03-2021	31-03-2021	1.45950%	5.46000%	100.00000%	Act/360	2020-21	1.543791%	100%	0.093914		0	0
Mizuho II	01-04-2021	31-08-2021	1.45950%	5.46000%	100.00000%	Act/360	2021-22	1.543791%	100%	0		153	2.3948038
Mizuho II	01-09-2021	27-09-2021	1.45950%	5.46000%	100.00000%	Act/360	2021-22	1.543791%	100%	0		27	0.4226128
Mizuho II Weighted Average rate											1.62080%		
Euro Loan I Drawl I	07-06-2021	05-12-2021	0.95000%	1.77703%		Act/360	2021-22	0.966882%	100%	0		182	1.7841654
Euro Loan I Drawl I	06-12-2021	31-03-2022	0.95000%	1.77703%		Act/360	2021-22	0.966882%	100%	0		116	1.1371604
Euro Loan I Drawl I	01-04-2022	05-06-2022	0.95000%	1.77703%		Act/360	2022-23	0.966882%	100%	0		0	0
Euro Loan I Drawl I	06-06-2022	05-12-2022	0.95000%	1.77703%		Act/360	2022-23	0.966882%	100%	0		0	0
Euro Loan I Drawl I	06-12-2022	31-03-2023	3.35600%	1.77703%		Act/360	2022-23	3.415637%	100%	0		0	0
Euro Loan I Drawl I	01-04-2023	05-06-2023	3.35600%	1.77703%		Act/360	2023-24	3.415637%	100%	0		0	0
Euro Loan I Drawl I	06-06-2023	05-12-2023	4.67800%	1.77703%		Act/360	2023-24	4.761129%	100%	0		0	0
Euro Loan I Drawl I	06-12-2023	31-03-2024	4.89500%	1.77703%		Act/360	2023-24	4.981965%	100%	0		0	0
Euro Loan I Drawl I Weighted Average rate											0.00000%		
Euro Loan I Drawl II	11-08-2021	31-08-2021	0.95000%	1.743516%		Act/360	2021-22	0.966563%	100%	0		21	0.2057975

Euro Loan I Drawl II	01-09-2021	05-12-2021	0.95000%	1.743516%		Act/360	2021-22	0.966563%	100%	0		96	0.9407884
Euro Loan I Drawl II	06-12-2021	31-03-2022	0.95000%	1.743516%		Act/360	2021-22	0.966563%	100%	0		116	1.136786
Euro Loan I Drawl II	01-04-2022	05-06-2022	0.95000%	1.743516%		Act/360	2022-23	0.966563%	100%	0		0	0
Euro Loan I Drawl II	06-06-2022	05-12-2022	0.95000%	1.743516%		Act/360	2022-23	0.966563%	100%	0		0	0
Euro Loan I Drawl II	06-12-2022	31-03-2023	3.35600%	1.743516%		Act/360	2022-23	3.414512%	100%	0		0	0
Euro Loan I Drawl II	01-04-2023	05-06-2023	3.35600%	1.743516%		Act/360	2023-24	3.414512%	100%	0		0	0
Euro Loan I Drawl II	06-06-2023	05-12-2023	4.67800%	1.743516%		Act/360	2023-24	4.759562%	100%	0		0	0
Euro Loan I Drawl II	06-12-2023	31-03-2024	4.89500%	1.743516%		Act/360	2023-24	4.980345%	100%	0		0	0
Euro Loan I Drawl II Weighted Average rate											0.00000%		
Euro Loan I Drawl III	21-09-2021	05-12-2021	0.95000%	1.743516%		Act/360	2021-22	0.966563%	100%	0		76	0.7447908
Euro Loan I Drawl III	06-12-2021	31-03-2022	0.95000%	1.743516%		Act/360	2021-22	0.966563%	100%	0		116	1.136786
Euro Loan I Drawl III	01-04-2022	05-06-2022	0.95000%	1.743516%		Act/360	2022-23	0.966563%	100%	0		0	0
Euro Loan I Drawl III	06-06-2022	05-12-2022	0.95000%	1.743516%		Act/360	2022-23	0.966563%	100%	0		0	0
Euro Loan I Drawl III	06-12-2022	31-03-2023	3.35600%	1.743516%		Act/360	2022-23	3.414512%	100%	0		0	0
Euro Loan I Drawl III	01-04-2023	05-06-2023	3.35600%	1.743516%		Act/360	2023-24	3.414512%	100%	0		0	0
Euro Loan I Drawl III	06-06-2023	05-12-2023	4.67800%	1.743516%		Act/360	2023-24	4.759562%	100%	0		0	0
Euro Loan I Drawl III	06-12-2023	31-03-2024	4.89500%	1.743516%		Act/360	2023-24	4.980345%	100%	0		0	0
Euro Loan I Drawl III Weighted Average rate											0.00000%		
USD 750 Million Drawl I	25-04-2022	24-07-2022	2.12913%	0		Act/360	2022-23	2.129130%	87%	0		0	0
USD 750 Million Drawl I	25-07-2022	24-10-2022	3.72082%	0		Act/360	2022-23	3.720820%	87%	0		0	0
USD 750 Million Drawl I	25-10-2022	31-03-2023	5.67396%	0		Act/360	2022-23	5.673960%	87%	0		0	0
USD 750 Million Drawl I	01-04-2023	24-04-2023	5.67396%	0		Act/360	2023-24	5.673960%	87%	0		0	0
USD 750 Million Drawl I	25-04-2023	24-10-2023	6.26834%	0		Act/360	2023-24	6.268340%	87%	0		0	0
USD 750 Million Drawl I	25-10-2023	31-03-2024	6.61909%	0		Act/360	2023-24	6.619090%	87%	0		0	0
USD 750 Million Drawl I	25-04-2022	24-07-2022	2.04913%	5.46000%	100.00000%	Act/360	2022-23	2.167474%	13%	0		0	0
USD 750 Million Drawl I	25-07-2022	24-10-2022	3.64082%	5.46000%	100.00000%	Act/360	2022-23	3.851195%	13%	0		0	0
USD 750 Million Drawl I	25-10-2022	31-03-2023	5.59396%	5.46000%	100.00000%	Act/360	2022-23	5.917030%	13%	0		0	0
USD 750 Million Drawl I	01-04-2023	24-04-2023	5.59396%	5.46000%	100.00000%	Act/360	2023-24	5.917030%	13%	0		0	0
USD 750 Million Drawl I	25-04-2023	24-10-2023	6.26834%	5.46000%	100.00000%	Act/360	2023-24	6.630358%	13%	0		0	0
USD 750 Million Drawl I	25-10-2023	31-03-2024	6.53909%	5.46000%	100.00000%	Act/360	2023-24	6.916744%	13%	0		0	0
USD 750 Million Drawl I Weighted Average rate											0.00000%		
USD 750 Million Drawl II	29-07-2022	24-10-2022	3.75674%	0		Act/360	2022-23	3.756740%	87%	0		0	0
USD 750 Million Drawl II	25-10-2022	31-03-2023	5.67396%	0		Act/360	2022-23	5.673960%	87%	0		0	0
USD 750 Million Drawl II	01-04-2023	24-04-2023	5.67396%	0		Act/360	2023-24	5.673960%	87%	0		0	0
USD 750 Million Drawl II	25-04-2023	24-10-2023	6.26834%	0		Act/360	2023-24	6.268340%	87%	0		0	0
USD 750 Million Drawl II	25-10-2023	31-03-2024	6.61909%	0		Act/360	2023-24	6.619090%	87%	0		0	0
USD 750 Million Drawl II	29-07-2022	24-10-2022	3.67674%	5.46000%	100.00000%	Act/360	2022-23	3.889084%	13%	0		0	0
USD 750 Million Drawl II	25-10-2022	31-03-2023	5.59396%	5.46000%	100.00000%	Act/360	2022-23	5.917030%	13%	0		0	0
USD 750 Million Drawl II	01-04-2023	24-04-2023	5.59396%	5.46000%	100.00000%	Act/360	2023-24	5.917030%	13%	0		0	0
USD 750 Million Drawl II	25-04-2023	24-10-2023	6.26834%	5.46000%	100.00000%	Act/360	2023-24	6.630358%	13%	0		0	0
USD 750 Million Drawl II	25-10-2023	31-03-2024	6.53909%	5.46000%	100.00000%	Act/360	2023-24	6.916744%	13%	0		0	0
USD 750 Million Drawl II Weighted Average rate											0.00000%		
USD 750 Million Drawl III	28-09-2022	24-10-2022	4.41820%	0		Act/360	2022-23	4.418200%	87%	0		0	0
USD 750 Million Drawl III	25-10-2022	31-03-2023	5.67396%	0		Act/360	2022-23	5.673960%	87%	0		0	0
USD 750 Million Drawl III	01-04-2023	24-04-2023	5.67396%	0		Act/360	2023-24	5.673960%	87%	0		0	0
USD 750 Million Drawl III	25-04-2023	24-10-2023	6.26834%	0		Act/360	2023-24	6.268340%	87%	0		0	0
USD 750 Million Drawl III	25-10-2023	31-03-2024	6.61909%	0		Act/360	2023-24	6.619090%	87%	0		0	0
USD 750 Million Drawl III	28-09-2022	24-10-2022	4.06820%	5.46000%	100.00000%	Act/360	2022-23	4.303152%	13%	0		0	0
USD 750 Million Drawl III	25-10-2022	31-03-2023	5.59396%	5.46000%	100.00000%	Act/360	2022-23	5.917030%	13%	0		0	0

USD 750 Million Drawl III	01-04-2023	24-04-2023	5.59396%	5.46000%	100.00000%	Act/360	2023-24	5.917032%	13%	0		0	0
USD 750 Million Drawl III	25-04-2023	24-10-2023	6.26834%	5.46000%	100.00000%	Act/360	2023-24	6.630358%	13%	0		0	0
USD 750 Million Drawl III	25-10-2023	31-03-2024	6.53909%	5.46000%	100.00000%	Act/360	2023-24	6.916744%	13%	0		0	0
USD 750 Million Drawl III Weighted Average rate											0.00000%		
USD 750 Million Drawl IV	09-11-2022	31-03-2023	5.71764%	0		Act/360	2022-23	5.717640%	87%	0		0	0
USD 750 Million Drawl IV	01-04-2023	24-04-2023	5.71764%	0		Act/360	2023-24	5.717640%	87%	0		0	0
USD 750 Million Drawl IV	25-04-2023	24-10-2023	6.26834%	0		Act/360	2023-24	6.268340%	87%	0		0	0
USD 750 Million Drawl IV	25-10-2023	31-03-2024	6.61909%	0		Act/360	2023-24	6.619090%	87%	0		0	0
USD 750 Million Drawl IV	09-11-2022	31-03-2023	5.63764%	5.46000%	100.00000%	Act/360	2022-23	5.963232%	13%	0		0	0
USD 750 Million Drawl IV	01-04-2023	24-04-2023	5.63764%	5.46000%	100.00000%	Act/360	2023-24	5.963232%	13%	0		0	0
USD 750 Million Drawl IV	25-04-2023	24-10-2023	6.26834%	5.46000%	100.00000%	Act/360	2023-24	6.630358%	13%	0		0	0
USD 750 Million Drawl IV	25-10-2023	31-03-2024	6.53909%	5.46000%	100.00000%	Act/360	2023-24	6.916744%	13%	0		0	0
USD 750 Million Drawl IV Weighted Average rate											0.00000%		
USD 750 Million Drawl V	23-12-2022	31-03-2023	5.71764%	0		Act/360	2022-23	5.717640%	87%	0		0	0
USD 750 Million Drawl V	01-04-2023	24-04-2023	5.71764%	0		Act/360	2023-24	5.717640%	87%	0		0	0
USD 750 Million Drawl V	25-04-2023	24-10-2023	6.26834%	0		Act/360	2023-24	6.268340%	87%	0		0	0
USD 750 Million Drawl V	25-10-2023	31-03-2024	6.61909%	0		Act/360	2023-24	6.619090%	87%	0		0	0
USD 750 Million Drawl V	23-12-2022	31-03-2023	5.63764%	5.46000%	100.00000%	Act/360	2022-23	5.963232%	13%	0		0	0
USD 750 Million Drawl V	01-04-2023	24-04-2023	5.63764%	5.46000%	100.00000%	Act/360	2023-24	5.963232%	13%	0		0	0
USD 750 Million Drawl V	25-04-2023	24-10-2023	6.26834%	5.46000%	100.00000%	Act/360	2023-24	6.630358%	13%	0		0	0
USD 750 Million Drawl V	25-10-2023	31-03-2024	6.53909%	5.46000%	100.00000%	Act/360	2023-24	6.916744%	13%	0		0	0
USD 750 Million Drawl V Weighted Average rate											0.00000%		
USD 750 Million Drawl VI	08-02-2023	31-03-2023	5.71764%	0		Act/360	2022-23	5.717640%	87%	0		0	0
USD 750 Million Drawl VI	01-04-2023	24-04-2023	5.71764%	0		Act/360	2023-24	5.717640%	87%	0		0	0
USD 750 Million Drawl VI	25-04-2023	24-10-2023	6.26834%	0		Act/360	2023-24	6.268340%	87%	0		0	0
USD 750 Million Drawl VI	25-10-2023	31-03-2024	6.61909%	0		Act/360	2023-24	6.619090%	87%	0		0	0
USD 750 Million Drawl VI	08-02-2023	31-03-2023	5.63764%	5.46000%	100.00000%	Act/360	2022-23	5.963232%	13%	0		0	0
USD 750 Million Drawl VI	01-04-2023	24-04-2023	5.63764%	5.46000%	100.00000%	Act/360	2023-24	5.963232%	13%	0		0	0
USD 750 Million Drawl VI	25-04-2023	24-10-2023	6.26834%	5.46000%	100.00000%	Act/360	2023-24	6.630358%	13%	0		0	0
USD 750 Million Drawl VI	25-10-2023	31-03-2024	6.53909%	5.46000%	100.00000%	Act/360	2023-24	6.916744%	13%	0		0	0
USD 750 Million Drawl VI Weighted Average rate											0.00000%		
JPY Equ. $400 Million Drawl I	15-05-2023	14-11-2023	1.20000%	0		Act/365	2023-24	1.200000%	100%	0		0	0
JPY Equ. $400 Million Drawl I	15-11-2023	31-03-2024	1.21218%	0		Act/365	2023-24	1.212180%	100%	0		0	0
JPY Equ. $400 Million Drawl I Weighted Average rate											0.00000%		
JPY Equ. $400 Million Drawl II	24-07-2023	14-11-2023	1.20000%	0		Act/365	2023-24	1.200000%	100%	0		0	0
JPY Equ. $400 Million Drawl II	15-11-2023	31-03-2024	1.21218%	0		Act/365	2023-24	1.212180%	100%	0		0	0
JPY Equ. $400 Million Drawl II Weighted Average rate											0.00000%		
JPY Equ. $400 Million Drawl III	25-09-2023	14-11-2023	1.20000%	0		Act/365	2023-24	1.200000%	100%	0		0	0
JPY Equ. $400 Million Drawl III	15-11-2023	31-03-2024	1.21218%	0		Act/365	2023-24	1.212180%	100%	0		0	0
JPY Equ. $400 Million Drawl III Weighted Average rate											0.00000%		
JPY Equ. $400 Million Drawl IV	23-12-2023	31-03-2024	1.21886%	0		Act/365	2023-24	1.218860%	100%	0		0	0
JPY Equ. $400 Million Drawl IV Weighted Average rate											0.00000%		
JBIC Green I Drawl I	25-02-2021	16-03-2021	0.92000%	0.00000%		Act/360	2020-21	0.920000%	100%	0.1492444		0	0
JBIC Green I Drawl I	17-03-2021	31-03-2021	0.92000%	0.00000%		Act/360	2020-21	0.920000%	100%	0.1399167		0	0
JBIC Green I Drawl I	01-04-2021	16-09-2021	0.92000%	0.00000%		Act/360	2021-22	0.920000%	100%	0		169	1.5763944
JBIC Green I Drawl I	17-09-2021	16-03-2022	0.92000%	0.00000%		Act/360	2021-22	0.920000%	100%	0		181	1.6883278

JBIC Green I Drawl I	17-03-2022	31-03-2022	0.96017%	0.00000%	Act/360	2021-22	0.960170%	100%	0		15	0.1460259
JBIC Green I Drawl I	01-04-2022	19-09-2022	0.96017%	0.00000%	Act/360	2022-23	0.960170%	100%	0		0	0
JBIC Green I Drawl I	20-09-2022	16-03-2023	0.93264%	0.00000%	Act/360	2022-23	0.932640%	100%	0		0	0
JBIC Green I Drawl I	17-03-2023	31-03-2023	0.93557%	0.00000%	Act/360	2022-23	0.935570%	100%	0		0	0
JBIC Green I Drawl I	01-04-2023	18-09-2023	0.93557%	0.00000%	Act/360	2023-24	0.935570%	100%	0		0	0
JBIC Green I Drawl I	19-09-2023	17-03-2024	0.95966%	0.00000%	Act/360	2023-24	0.959660%	100%	0		0	0
JBIC Green I Drawl I	18-03-2024	31-03-2024	1.07223%	0.00000%	Act/360	2023-24	1.072230%	100%	0		0	0
JBIC Green I Drawl I Weighted Average rate										0.93280%		
JBIC Green I Drawl II	27-09-2021	16-03-2022	0.92000%	0.00000%	Act/360	2021-22	0.920000%	100%	0		171	1.99909
JBIC Green I Drawl II	17-03-2022	31-03-2022	0.96017%	0.00000%	Act/360	2021-22	0.960170%	100%	0		15	0.1460259
JBIC Green I Drawl II	01-04-2022	19-09-2022	0.96017%	0.00000%	Act/360	2022-23	0.960170%	100%	0		0	0
JBIC Green I Drawl II	20-09-2022	16-03-2023	0.93264%	0.00000%	Act/360	2022-23	0.932640%	100%	0		0	0
JBIC Green I Drawl II	17-03-2023	31-03-2023	0.93557%	0.00000%	Act/360	2022-23	0.935570%	100%	0		0	0
JBIC Green I Drawl II	01-04-2023	18-09-2023	0.93557%	0.00000%	Act/360	2023-24	0.935570%	100%	0		0	0
JBIC Green I Drawl II	19-09-2023	17-03-2024	0.95966%	0.00000%	Act/360	2023-24	0.959660%	100%	0		0	0
JBIC Green I Drawl II	18-03-2024	31-03-2024	1.07223%	0.00000%	Act/360	2023-24	1.072230%	100%	0		0	0
JBIC Green I Drawl II Weighted Average rate										0.00000%		
JBIC Green I Drawl III	11-01-2022	16-03-2022	0.92000%	0.00000%	Act/360	2021-22	0.920000%	100%	0		65	0.6069056
JBIC Green I Drawl III	17-03-2022	31-03-2022	0.96017%	0.00000%	Act/360	2021-22	0.960170%	100%	0		15	0.1460259
JBIC Green I Drawl III	01-04-2022	19-09-2022	0.96017%	0.00000%	Act/360	2022-23	0.960170%	100%	0		0	0
JBIC Green I Drawl III	20-09-2022	16-03-2023	0.93264%	0.00000%	Act/360	2022-23	0.932640%	100%	0		0	0
JBIC Green I Drawl III	17-03-2023	31-03-2023	0.93557%	0.00000%	Act/360	2022-23	0.935570%	100%	0		0	0
JBIC Green I Drawl III	01-04-2023	18-09-2023	0.93557%	0.00000%	Act/360	2023-24	0.935570%	100%	0		0	0
JBIC Green I Drawl III	19-09-2023	17-03-2024	0.95966%	0.00000%	Act/360	2023-24	0.959660%	100%	0		0	0
JBIC Green I Drawl III	18-03-2024	31-03-2024	1.07223%	0.00000%	Act/360	2023-24	1.072230%	100%	0		0	0
JBIC Green I Drawl III Weighted Average rate										0.00000%		
JBIC Green I Drawl IV	28-04-2022	19-09-2022	0.95702%	0.00000%	Act/360	2022-23	0.957030%	100%	0		0	0
JBIC Green I Drawl IV	20-09-2022	16-03-2023	0.93264%	0.00000%	Act/360	2022-23	0.932640%	100%	0		0	0
JBIC Green I Drawl IV	17-03-2023	31-03-2023	0.93557%	0.00000%	Act/360	2022-23	0.935570%	100%	0		0	0
JBIC Green I Drawl IV	01-04-2023	18-09-2023	0.93557%	0.00000%	Act/360	2023-24	0.935570%	100%	0		0	0
JBIC Green I Drawl IV	19-09-2023	17-03-2024	0.95966%	0.00000%	Act/360	2023-24	0.959660%	100%	0		0	0
JBIC Green I Drawl IV	18-03-2024	31-03-2024	1.07223%	0.00000%	Act/360	2023-24	1.072200%	100%	0		0	0
JBIC Green I Drawl IV Weighted Average rate										0.00000%		

Info:

(i) Floating rate, interest basis and withholding tax rates are as per mail received from IF on 10.10.2024

From 01-04-2022
To 31-03-2023

Name of the Loan	From	To	Floating Rate of interest	Withholding Tax (WHT)	Applicability of Withholding Tax	Interest Basis	Financial year	Interest rate (incl WHT)	Loan Proportion	WAVG rate	No of days	Product	WAVG rate
SBI, NEW YORK	01-04-2019	14-05-2019	4.35500%	5.46000%	10.00000%	Act/360	2019-20	4.279574%	100%		0	0	
SBI, NEW YORK	15-05-2019	28-07-2019	3.98763%	5.46000%	10.00000%	Act/360	2019-20	4.010662%	100%		0	0	
SBI, NEW YORK	29-07-2019	29-01-2020	3.57750%	5.46000%	10.00000%	Act/360	2019-20	3.598161%	100%		0	0	
SBI, NEW YORK Weighted Average rate										0.00000%			0.00000%
JPY Equ. 350Million A	01-04-2019	11-04-2019	0.95933%	5.46000%	100.00000%	Act/360	2019-20	1.014735%	100%		0	0	
JPY Equ. 350Million A	12-04-2019	10-10-2019	0.95700%	5.46000%	100.00000%	Act/360	2019-20	1.012270%	100%		0	0	
JPY Equ. 350Million A	11-10-2019	29-02-2020	0.95000%	5.46000%	100.00000%	Act/360	2019-20	1.004866%	100%		0	0	
JPY Equ. 350Million A	01-03-2020	31-03-2020	0.95000%	5.46000%	100.00000%	Act/360	2019-20	1.004866%	100%		0	0	
JPY Equ. 350Million A	01-04-2020	12-04-2020	0.95000%	5.46000%	100.00000%	Act/360	2020-21	1.004866%	100%		0	0	
JPY Equ. 350Million A	13-04-2020	11-10-2020	0.97417%	5.46000%	100.00000%	Act/360	2020-21	1.030432%	100%		0	0	
JPY Equ. 350Million A	12-10-2020	31-03-2021	0.95000%	5.46000%	100.00000%	Act/360	2020-21	1.004866%	100%		0	0	
JPY Equ. 350Million A	01-04-2021	11-04-2021	0.95000%	5.46000%	100.00000%	Act/360	2021-22	1.004866%	100%		0	0	
JPY Equ. 350Million A	12-04-2021	10-10-2021	0.95000%	5.46000%	100.00000%	Act/360	2021-22	1.004866%	100%		0	0	
JPY Equ. 350Million A	11-10-2021	31-03-2022	0.95000%	5.46000%	100.00000%	Act/360	2021-22	1.004866%	100%		0	0	
JPY Equ. 350Million A	01-04-2022	10-04-2022	0.95000%	5.46000%	100.00000%	Act/360	2022-23	1.004866%	100%		10	0.1018822	
JPY Equ. 350Million A	11-04-2022	11-07-2022	0.95000%	5.46000%	100.00000%	Act/365	2022-23	1.004866%	100%		92	0.9244764	
JPY Equ. 350Million A	12-07-2022	11-10-2022	0.95000%	5.46000%	100.00000%	Act/365	2022-23	1.004866%	100%		92	0.9244764	
JPY Equ. 350Million A	12-10-2022	11-01-2023	0.95000%	5.46000%	100.00000%	Act/365	2022-23	1.004866%	100%		92	0.9244764	
JPY Equ. 350Million A	12-01-2023	31-03-2023	0.95000%	5.46000%	100.00000%	Act/365	2022-23	1.004866%	100%		79	0.7938439	
JPY Equ. 350Million A	01-04-2023	11-04-2023	0.95000%	5.46000%	100.00000%	Act/365	2023-24	1.004866%	100%		0	0	
JPY Equ. 350Million A	12-04-2023	11-07-2023	0.95000%	5.46000%	100.00000%	Act/365	2023-24	1.004866%	100%		0	0	
JPY Equ. 350Million A	12-07-2023	11-10-2023	0.95000%	5.46000%	100.00000%	Act/365	2023-24	1.004866%	100%		0	0	
JPY Equ. 350Million A	12-10-2023	11-01-2024	0.95000%	5.46000%	100.00000%	Act/365	2023-24	1.004866%	100%		0	0	
JPY Equ. 350Million A	12-01-2024	31-03-2024	0.96342%	5.46000%	100.00000%	Act/365	2023-24	1.018061%	100%		0	0	
JPY Equ. 350Million A Weighted Average rate										1.01880%			1.00820%
JPY Equ. 350Million B	01-04-2019	11-04-2019	0.95933%	5.46000%	100.00000%	Act/360	2019-20	1.014735%	100%		0	0	
JPY Equ. 350Million B	12-04-2019	10-10-2019	0.95700%	5.46000%	100.00000%	Act/360	2019-20	1.012270%	100%		0	0	
JPY Equ. 350Million B	11-10-2019	29-02-2020	0.95000%	5.46000%	100.00000%	Act/360	2019-20	1.004866%	100%		0	0	
JPY Equ. 350Million B	01-03-2020	31-03-2020	0.95000%	5.46000%	100.00000%	Act/360	2019-20	1.004866%	100%		0	0	
JPY Equ. 350Million B	01-04-2020	12-04-2020	0.95000%	5.46000%	100.00000%	Act/360	2020-21	1.004866%	100%		0	0	
JPY Equ. 350Million B	13-04-2020	11-10-2020	0.97417%	5.46000%	100.00000%	Act/360	2020-21	1.030432%	100%		0	0	
JPY Equ. 350Million B	12-10-2020	31-03-2021	0.95000%	5.46000%	100.00000%	Act/360	2020-21	1.004866%	100%		0	0	
JPY Equ. 350Million B	01-04-2021	11-04-2021	0.95000%	5.46000%	100.00000%	Act/360	2021-22	1.004866%	100%		0	0	
JPY Equ. 350Million B	12-04-2021	10-10-2021	0.95000%	5.46000%	100.00000%	Act/360	2021-22	1.004866%	100%		0	0	
JPY Equ. 350Million B	11-10-2021	31-03-2022	0.95000%	5.46000%	100.00000%	Act/360	2021-22	1.004866%	100%		0	0	
JPY Equ. 350Million B	01-04-2022	10-04-2022	0.95000%	5.46000%	100.00000%	Act/360	2022-23	1.004866%	100%		10	0.1018822	
JPY Equ. 350Million B	11-04-2022	11-07-2022	0.95000%	5.46000%	100.00000%	Act/365	2022-23	1.004866%	100%		92	0.9244764	
JPY Equ. 350Million B	12-07-2022	11-10-2022	0.95000%	5.46000%	100.00000%	Act/365	2022-23	1.004866%	100%		92	0.9244764	
JPY Equ. 350Million B	12-10-2022	11-01-2023	0.95000%	5.46000%	100.00000%	Act/365	2022-23	1.004866%	100%		92	0.9244764	
JPY Equ. 350Million B	12-01-2023	31-03-2023	0.95000%	5.46000%	100.00000%	Act/365	2022-23	1.004866%	100%		79	0.7938439	
JPY Equ. 350Million B	01-04-2023	11-04-2023	0.95000%	5.46000%	100.00000%	Act/365	2023-24	1.004866%	100%		0	0	
JPY Equ. 350Million B	12-04-2023	11-07-2023	0.95000%	5.46000%	100.00000%	Act/365	2023-24	1.004866%	100%		0	0	
JPY Equ. 350Million B	12-07-2023	11-10-2023	0.95000%	5.46000%	100.00000%	Act/365	2023-24	1.004866%	100%		0	0	
JPY Equ. 350Million B	12-10-2023	11-01-2024	0.95000%	5.46000%	100.00000%	Act/365	2023-24	1.004866%	100%		0	0	

JPY Equ. 350Million B	12-01-2024	31-03-2024	0.98342%	5.46000%	100.00000%	Act/365	2023-24	1.019861%	100%		0	0	
JPY Equ. 350Million B Weighted Average rate										1.01880%			1.06520%
JPY Equ. 300Million A	01-04-2019	09-04-2019	1.02000%	5.46000%	100.00000%	Act/360	2019-20	1.078908%	100%		0	0	
JPY Equ. 300Million A	10-04-2019	09-07-2019	1.02000%	5.46000%	100.00000%	Act/360	2019-20	1.078908%	100%		0	0	
JPY Equ. 300Million A	10-07-2019	09-01-2020	1.02000%	5.46000%	100.00000%	Act/360	2019-20	1.078908%	100%		0	0	
JPY Equ. 300Million A	10-01-2020	29-02-2020	1.03467%	5.46000%	100.00000%	Act/360	2019-20	1.094426%	100%		0	0	
JPY Equ. 300Million A	01-03-2020	31-03-2020	1.03467%	5.46000%	100.00000%	Act/360	2019-20	1.094426%	100%		0	0	
JPY Equ. 300Million A	01-04-2020	12-07-2020	1.03467%	5.46000%	100.00000%	Act/360	2020-21	1.094426%	100%		0	0	
JPY Equ. 300Million A	13-07-2020	12-01-2021	1.02000%	5.46000%	100.00000%	Act/360	2020-21	1.078908%	100%		0	0	
JPY Equ. 300Million A	13-01-2021	31-03-2021	1.02000%	5.46000%	100.00000%	Act/360	2020-21	1.078908%	100%		0	0	
JPY Equ. 300Million A	01-04-2021	12-07-2021	1.02000%	5.46000%	100.00000%	Act/360	2021-22	1.078908%	100%		0	0	
JPY Equ. 300Million A	13-07-2021	12-01-2022	1.02000%	5.46000%	100.00000%	Act/360	2021-22	1.078908%	100%		0	0	
JPY Equ. 300Million A	13-01-2022	31-03-2022	1.02000%	5.46000%	100.00000%	Act/365	2021-22	1.078908%	100%		0	0	
JPY Equ. 300Million A	01-04-2022	12-04-2022	1.02000%	5.46000%	100.00000%	Act/365	2022-23	1.078908%	100%		12	0.129469	
JPY Equ. 300Million A	13-04-2022	12-07-2022	1.02000%	5.46000%	100.00000%	Act/365	2022-23	1.078908%	100%		91	0.9818066	
JPY Equ. 300Million A	13-07-2022	12-10-2022	1.02000%	5.46000%	100.00000%	Act/365	2022-23	1.078908%	100%		92	0.9925957	
JPY Equ. 300Million A	13-10-2022	12-01-2023	1.02000%	5.46000%	100.00000%	Act/365	2022-23	1.078908%	100%		92	0.9925957	
JPY Equ. 300Million A	13-01-2023	31-03-2023	1.02000%	5.46000%	100.00000%	Act/365	2022-23	1.078908%	100%		78	0.8415486	
JPY Equ. 300Million A	01-04-2023	12-04-2023	1.02000%	5.46000%	100.00000%	Act/365	2023-24	1.078908%	100%		0	0	
JPY Equ. 300Million A	13-04-2023	12-07-2023	1.02000%	5.46000%	100.00000%	Act/365	2023-24	1.078908%	100%		0	0	
JPY Equ. 300Million A	13-07-2023	12-10-2023	1.02000%	5.46000%	100.00000%	Act/365	2023-24	1.078908%	100%		0	0	
JPY Equ. 300Million A	13-10-2023	14-01-2024	1.02000%	5.46000%	100.00000%	Act/365	2023-24	1.078908%	100%		0	0	
JPY Equ. 300Million A	15-01-2024	31-03-2024	1.03665%	5.46000%	100.00000%	Act/365	2023-24	1.096520%	100%		0	0	
JPY Equ. 300Million A Weighted Average rate										1.09070%			1.07890%
JPY Equ. 300Million B	01-04-2019	09-04-2019	1.02000%	5.46000%	100.00000%	Act/360	2019-20	1.078908%	100%		0	0	
JPY Equ. 300Million B	10-04-2019	09-07-2019	1.02000%	5.46000%	100.00000%	Act/360	2019-20	1.078908%	100%		0	0	
JPY Equ. 300Million B	10-07-2019	09-01-2020	1.02000%	5.46000%	100.00000%	Act/360	2019-20	1.078908%	100%		0	0	
JPY Equ. 300Million B	10-01-2020	29-02-2020	1.03467%	5.46000%	100.00000%	Act/360	2019-20	1.094426%	100%		0	0	
JPY Equ. 300Million B	01-03-2020	31-03-2020	1.03467%	5.46000%	100.00000%	Act/360	2019-20	1.094426%	100%		0	0	
JPY Equ. 300Million B	01-04-2020	12-07-2020	1.03467%	5.46000%	100.00000%	Act/360	2020-21	1.094426%	100%		0	0	
JPY Equ. 300Million B	13-07-2020	12-01-2021	1.02000%	5.46000%	100.00000%	Act/360	2020-21	1.078908%	100%		0	0	
JPY Equ. 300Million B	13-01-2021	31-03-2021	1.02000%	5.46000%	100.00000%	Act/360	2020-21	1.078908%	100%		0	0	
JPY Equ. 300Million B	01-04-2021	12-07-2021	1.02000%	5.46000%	100.00000%	Act/360	2021-22	1.078908%	100%		0	0	
JPY Equ. 300Million B	13-07-2021	12-01-2022	1.02000%	5.46000%	100.00000%	Act/360	2021-22	1.078908%	100%		0	0	
JPY Equ. 300Million B	13-01-2022	31-03-2022	1.02000%	5.46000%	100.00000%	Act/365	2021-22	1.078908%	100%		0	0	
JPY Equ. 300Million B	01-04-2022	12-04-2022	1.02000%	5.46000%	100.00000%	Act/365	2022-23	1.078908%	100%		12	0.129469	
JPY Equ. 300Million B	13-04-2022	12-07-2022	1.02000%	5.46000%	100.00000%	Act/365	2022-23	1.078908%	100%		91	0.9818066	
JPY Equ. 300Million B	13-07-2022	12-10-2022	1.02000%	5.46000%	100.00000%	Act/365	2022-23	1.078908%	100%		92	0.9925957	
JPY Equ. 300Million B	13-10-2022	12-01-2023	1.02000%	5.46000%	100.00000%	Act/365	2022-23	1.078908%	100%		92	0.9925957	
JPY Equ. 300Million B	13-01-2023	31-03-2023	1.02000%	5.46000%	100.00000%	Act/365	2022-23	1.078908%	100%		78	0.8415486	
JPY Equ. 300Million B	01-04-2023	12-04-2023	1.02000%	5.46000%	100.00000%	Act/365	2023-24	1.078908%	100%		0	0	
JPY Equ. 300Million B	13-04-2023	12-07-2023	1.02000%	5.46000%	100.00000%	Act/365	2023-24	1.078908%	100%		0	0	
JPY Equ. 300Million B	13-07-2023	12-10-2023	1.02000%	5.46000%	100.00000%	Act/365	2023-24	1.078908%	100%		0	0	
JPY Equ. 300Million B	13-10-2023	14-01-2024	1.02000%	5.46000%	100.00000%	Act/365	2023-24	1.078908%	100%		0	0	
JPY Equ. 300Million B	15-01-2024	31-03-2024	1.03665%	5.46000%	100.00000%	Act/365	2023-24	1.096520%	100%		0	0	
JPY Equ. 300Million B Weighted Average rate										1.09072%			1.07890%
JPY Equ. 750M Drawl (I to IV)	29-01-2020	29-02-2020	0.80000%	5.46000%	56.73020%	Act/360	2019-20	0.827135%	75%		0	0	
JPY Equ. 750M Drawl (I to IV)	01-03-2020	31-03-2020	0.80000%	5.46000%	56.73020%	Act/360	2019-20	0.827135%	75%		0	0	

JPY Equ. 750M Drawl (I to IV)	01-04-2020	28-04-2020	0.80000%	5.46000%	56.73020%	Act/360	2020-21	0.827135%	75%	0	0
JPY Equ. 750M Drawl (I to IV)	29-04-2020	29-07-2020	0.80000%	5.46000%	56.73020%	Act/360	2020-21	0.827135%	75%	0	0
JPY Equ. 750M Drawl (I to IV)	30-07-2020	29-01-2021	0.80000%	5.46000%	56.73020%	Act/360	2020-21	0.827135%	75%	0	0
JPY Equ. 750M Drawl (I to IV)	29-01-2021	31-03-2021	0.80000%	5.46000%	56.73020%	Act/360	2020-21	0.827135%	75%	0	0
JPY Equ. 750M Drawl (I to IV)	01-04-2021	28-07-2021	0.80000%	5.46000%	56.73020%	Act/360	2021-22	0.827135%	75%	0	0
JPY Equ. 750M Drawl (I to IV)	29-07-2021	31-08-2021	0.80000%	5.46000%	56.73020%	Act/360	2021-22	0.827135%	75%	0	0
JPY Equ. 750M Drawl (I to IV)	01-09-2021	30-01-2022	0.80000%	5.46000%	56.73020%	Act/360	2021-22	0.827135%	75%	0	0
JPY Equ. 750M Drawl (I to IV)	31-01-2022	31-03-2022	0.80000%	5.46000%	56.73020%	Act/365	2021-22	0.827135%	75%	0	0
JPY Equ. 750M Drawl (I to IV)	01-04-2022	27-04-2022	0.80000%	5.46000%	56.73020%	Act/365	2022-23	0.827135%	75%	27	0.1674948
JPY Equ. 750M Drawl (I to IV)	28-04-2022	27-07-2022	0.80000%	5.46000%	56.73020%	Act/365	2022-23	0.827135%	75%	91	0.5645196
JPY Equ. 750M Drawl (I to IV)	28-07-2022	27-10-2022	0.80000%	5.46000%	56.73020%	Act/365	2022-23	0.827135%	75%	92	0.5707231
JPY Equ. 750M Drawl (I to IV)	28-10-2022	29-01-2023	0.80000%	5.46000%	56.73020%	Act/365	2022-23	0.827135%	75%	94	0.5831301
JPY Equ. 750M Drawl (I to IV)	30-01-2023	31-03-2023	0.80000%	5.46000%	56.73020%	Act/365	2022-23	0.827135%	75%	61	0.3784142
JPY Equ. 750M Drawl (I to IV)	01-04-2023	27-04-2023	0.80000%	5.46000%	56.73020%	Act/365	2023-24	0.827135%	75%	0	0
JPY Equ. 750M Drawl (I to IV)	28-04-2023	30-07-2023	0.80000%	5.46000%	56.73020%	Act/365	2023-24	0.827135%	75%	0	0
JPY Equ. 750M Drawl (I to IV)	31-07-2023	29-10-2023	0.80000%	5.46000%	56.73020%	Act/365	2023-24	0.827135%	75%	0	0
JPY Equ. 750M Drawl (I to IV)	30-10-2023	30-01-2024	0.80000%	5.46000%	56.73020%	Act/365	2023-24	0.827135%	75%	0	0
JPY Equ. 750M Drawl (I to IV)	31-01-2024	31-03-2024	0.83190%	5.46000%	56.73020%	Act/365	2023-24	0.860117%	75%	0	0
JPY Equ. 750M Drawl (I to IV)	29-01-2020	29-02-2020	1.02000%	5.46000%	52.38100%	Act/360	2019-20	1.050657%	25%	0	0
JPY Equ. 750M Drawl (I to IV)	01-03-2020	31-03-2020	1.02000%	5.46000%	52.38100%	Act/360	2019-20	1.050657%	25%	0	0
JPY Equ. 750M Drawl (I to IV)	01-04-2020	28-04-2020	1.02000%	5.46000%	52.38100%	Act/360	2020-21	1.050657%	25%	0	0
JPY Equ. 750M Drawl (I to IV)	29-04-2020	29-07-2020	1.02000%	5.46000%	52.38100%	Act/360	2020-21	1.050657%	25%	0	0
JPY Equ. 750M Drawl (I to IV)	30-07-2020	29-01-2021	1.02000%	5.46000%	52.38100%	Act/360	2020-21	1.050657%	25%	0	0
JPY Equ. 750M Drawl (I to IV)	29-01-2021	31-03-2021	1.02000%	5.46000%	52.38100%	Act/360	2020-21	1.050657%	25%	0	0
JPY Equ. 750M Drawl (I to IV)	01-04-2021	28-07-2021	1.02000%	5.46000%	52.38100%	Act/360	2021-22	1.050657%	25%	0	0
JPY Equ. 750M Drawl (I to IV)	29-07-2021	31-08-2021	1.02000%	5.46000%	52.38100%	Act/360	2021-22	1.050657%	25%	0	0
JPY Equ. 750M Drawl (I to IV)	01-09-2021	30-01-2022	1.02000%	5.46000%	52.38100%	Act/360	2021-22	1.050657%	25%	0	0
JPY Equ. 750M Drawl (I to IV)	31-01-2022	31-03-2022	1.02000%	5.46000%	52.38100%	Act/365	2021-22	1.050657%	25%	0	0

JPY Equ. 750M Drawl (I to IV)	01-04-2022	27-04-2022	1.02000%	5.46000%	52.38100%	Act/365	2022-23	1.050657%	25%		27	0.0709338	
JPY Equ. 750M Drawl (I to IV)	28-04-2022	27-07-2022	1.02000%	5.46000%	52.38100%	Act/365	2022-23	1.050657%	25%		91	0.2390699	
JPY Equ. 750M Drawl (I to IV)	28-07-2022	27-10-2022	1.02000%	5.46000%	52.38100%	Act/365	2022-23	1.050657%	25%		92	0.2416971	
JPY Equ. 750M Drawl (I to IV)	28-10-2022	29-01-2023	1.02000%	5.46000%	52.38100%	Act/365	2022-23	1.050657%	25%		94	0.2469513	
JPY Equ. 750M Drawl (I to IV)	30-01-2023	31-03-2023	1.02000%	5.46000%	52.38100%	Act/365	2022-23	1.050657%	25%		61	0.1602557	
JPY Equ. 750M Drawl (I to IV)	01-04-2023	27-04-2023	1.02000%	5.46000%	52.38100%	Act/365	2023-24	1.050657%	25%		0	0	
JPY Equ. 750M Drawl (I to IV)	28-04-2023	30-07-2023	1.02000%	5.46000%	52.38100%	Act/365	2023-24	1.050657%	25%		0	0	
JPY Equ. 750M Drawl (I to IV)	31-07-2023	29-10-2023	1.02000%	5.46000%	52.38100%	Act/365	2023-24	1.050657%	25%		0	0	
JPY Equ. 750M Drawl (I to IV)	30-10-2023	30-01-2024	1.02000%	5.46000%	52.38100%	Act/365	2023-24	1.050657%	25%		0	0	
JPY Equ. 750M Drawl (I to IV)	31-01-2024	31-03-2024	1.05190%	5.46000%	52.38100%	Act/365	2023-24	1.083722%	25%		0	0	
JPY Equ. 750M Drawl (I to IV) Weighted Average rate										0.89350%			0.88310%
JPY Equ. 750M Drawl (V-VI)	27-11-2020	25-02-2021	0.80000%	5.46000%	0.00000%	Act/360	2020-21	0.800000%	75%		0	0	
JPY Equ. 750M Drawl (V-VI)	26-02-2021	31-03-2021	0.80000%	5.46000%	0.00000%	Act/360	2020-21	0.800000%	75%		0	0	
JPY Equ. 750M Drawl (V-VI)	01-04-2021	28-07-2021	0.80000%	5.46000%	0.00000%	Act/360	2021-22	0.800000%	75%		0	0	
JPY Equ. 750M Drawl (V-VI)	29-07-2021	31-08-2021	0.80000%	5.46000%	0.00000%	Act/360	2021-22	0.800000%	75%		0	0	
JPY Equ. 750M Drawl (V-VI)	01-09-2021	30-01-2022	0.80000%	5.46000%	0.00000%	Act/360	2021-22	0.800000%	75%		0	0	
JPY Equ. 750M Drawl (V-VI)	31-01-2022	31-03-2022	0.80000%	5.46000%	0.00000%	Act/365	2021-22	0.800000%	75%		0	0	
JPY Equ. 750M Drawl (V-VI)	01-04-2022	27-04-2022	0.80000%	5.46000%	0.00000%	Act/365	2022-23	0.800000%	75%		27	0.162	
JPY Equ. 750M Drawl (V-VI)	28-04-2022	27-07-2022	0.80000%	5.46000%	0.00000%	Act/365	2022-23	0.800000%	75%		91	0.546	
JPY Equ. 750M Drawl (V-VI)	28-07-2022	27-10-2022	0.80000%	5.46000%	0.00000%	Act/365	2022-23	0.800000%	75%		92	0.552	
JPY Equ. 750M Drawl (V-VI)	28-10-2022	29-01-2023	0.80000%	5.46000%	0.00000%	Act/365	2022-23	0.800000%	75%		94	0.564	
JPY Equ. 750M Drawl (V-VI)	30-01-2023	31-03-2023	0.80000%	5.46000%	0.00000%	Act/365	2022-23	0.800000%	75%		61	0.366	
JPY Equ. 750M Drawl (V-VI)	01-04-2023	27-04-2023	0.80000%	5.46000%	0.00000%	Act/365	2023-24	0.800000%	75%		0	0	
JPY Equ. 750M Drawl (V-VI)	28-04-2023	30-07-2023	0.80000%	5.46000%	0.00000%	Act/365	2023-24	0.800000%	75%		0	0	
JPY Equ. 750M Drawl (V-VI)	31-07-2023	29-10-2023	0.80000%	5.46000%	0.00000%	Act/365	2023-24	0.800000%	75%		0	0	
JPY Equ. 750M Drawl (V-VI)	30-10-2023	30-01-2024	0.80000%	5.46000%	0.00000%	Act/365	2023-24	0.800000%	75%		0	0	
JPY Equ. 750M Drawl (V-VI)	31-01-2024	31-03-2024	0.83190%	5.46000%	0.00000%	Act/365	2023-24	0.831900%	75%		0	0	
JPY Equ. 750M Drawl (V-VI)	27-11-2020	25-02-2021	1.02000%	5.46000%	0.00000%	Act/360	2020-21	1.020000%	25%		0	0	

JPY Equ. 750M Drawl (V-VI)	26-02-2021	31-03-2021	1.02000%	5.46000%	0.00000%	Act/360	2020-21	1.020000%	25%		0	0	
JPY Equ. 750M Drawl (V-VI)	01-04-2021	28-07-2021	1.02000%	5.46000%	0.00000%	Act/360	2021-22	1.020000%	25%		0	0	
JPY Equ. 750M Drawl (V-VI)	29-07-2021	31-08-2021	1.02000%	5.46000%	0.00000%	Act/360	2021-22	1.020000%	25%		0	0	
JPY Equ. 750M Drawl (V-VI)	01-09-2021	30-01-2022	1.02000%	5.46000%	0.00000%	Act/360	2021-22	1.020000%	25%		0	0	
JPY Equ. 750M Drawl (V-VI)	31-01-2022	31-03-2022	1.02000%	5.46000%	0.00000%	Act/365	2021-22	1.020000%	25%		0	0	
JPY Equ. 750M Drawl (V-VI)	01-04-2022	27-04-2022	1.02000%	5.46000%	0.00000%	Act/365	2022-23	1.020000%	25%		27	0.06885	
JPY Equ. 750M Drawl (V-VI)	28-04-2022	27-07-2022	1.02000%	5.46000%	0.00000%	Act/365	2022-23	1.020000%	25%		91	0.23205	
JPY Equ. 750M Drawl (V-VI)	28-07-2022	27-10-2022	1.02000%	5.46000%	0.00000%	Act/365	2022-23	1.020000%	25%		92	0.2346	
JPY Equ. 750M Drawl (V-VI)	28-10-2022	29-01-2023	1.02000%	5.46000%	0.00000%	Act/365	2022-23	1.020000%	25%		94	0.2397	
JPY Equ. 750M Drawl (V-VI)	30-01-2023	31-03-2023	1.02000%	5.46000%	0.00000%	Act/365	2022-23	1.020000%	25%		61	0.15555	
JPY Equ. 750M Drawl (V-VI)	01-04-2023	27-04-2023	1.02000%	5.46000%	0.00000%	Act/365	2023-24	1.020000%	25%		0	0	
JPY Equ. 750M Drawl (V-VI)	28-04-2023	30-07-2023	1.02000%	5.46000%	0.00000%	Act/365	2023-24	1.020000%	25%		0	0	
JPY Equ. 750M Drawl (V-VI)	31-07-2023	29-10-2023	1.02000%	5.46000%	0.00000%	Act/365	2023-24	1.020000%	25%		0	0	
JPY Equ. 750M Drawl (V-VI)	30-10-2023	30-01-2024	1.02000%	5.46000%	0.00000%	Act/365	2023-24	1.020000%	25%		0	0	
JPY Equ. 750M Drawl (V-VI)	31-01-2024	31-03-2024	1.05190%	5.46000%	0.00000%	Act/365	2023-24	1.051900%	25%		0	0	
JPY Equ. 750M Drawl (V-VI) Weighted Average rate										0.86490%			0.85500%
Mizuho II	01-04-2019	14-07-2019	4.11483%	5.46000%	100.00000%	Act/360	2019-20	4.352284%	100%		0	0	
Mizuho II	15-07-2019	14-01-2020	3.46263%	5.46000%	100.00000%	Act/360	2019-20	3.662808%	100%		0	0	
Mizuho II	15-01-2020	25-03-2020	3.05720%	5.46000%	100.00000%	Act/360	2019-20	3.233763%	100%		0	0	
Mizuho II	26-03-2020	31-03-2020	2.23213%	5.46000%	100.00000%	Act/360	2019-20	2.361043%	100%		0	0	
Mizuho II	01-04-2020	27-09-2020	2.23213%	5.46000%	100.00000%	Act/360	2020-21	2.361043%	100%		0	0	
Mizuho II	28-09-2020	25-03-2021	1.52350%	5.46000%	100.00000%	Act/360	2020-21	1.611487%	100%		0	0	
Mizuho II	26-03-2021	31-03-2021	1.45950%	5.46000%	100.00000%	Act/360	2020-21	1.543791%	100%		0	0	
Mizuho II	01-04-2021	31-08-2021	1.45950%	5.46000%	100.00000%	Act/360	2021-22	1.543791%	100%		0	0	
Mizuho II	01-09-2021	27-09-2021	1.45950%	5.46000%	100.00000%	Act/360	2021-22	1.543791%	100%		0	0	
Mizuho II Weighted Average rate										1.56522%			0.00000%
Euro Loan I Drawl I	07-06-2021	05-12-2021	0.95000%	1.77703%		Act/360	2021-22	0.966882%	100%		0	0	
Euro Loan I Drawl I	06-12-2021	31-03-2022	0.95000%	1.77703%		Act/360	2021-22	0.966882%	100%		0	0	
Euro Loan I Drawl I	01-04-2022	05-06-2022	0.95000%	1.77703%		Act/360	2022-23	0.966882%	100%		66	0.647005	
Euro Loan I Drawl I	06-06-2022	05-12-2022	0.95000%	1.77703%		Act/360	2022-23	0.966882%	100%		183	1.793968	
Euro Loan I Drawl I	06-12-2022	31-03-2023	3.35600%	1.77703%		Act/360	2022-23	3.415637%	100%		116	4.0171686	
Euro Loan I Drawl I	01-04-2023	05-06-2023	3.35600%	1.77703%		Act/360	2023-24	3.415637%	100%		0	0	
Euro Loan I Drawl I	06-06-2023	05-12-2023	4.67800%	1.77703%		Act/360	2023-24	4.761129%	100%		0	0	
Euro Loan I Drawl I	06-12-2023	31-03-2024	4.89500%	1.77703%		Act/360	2023-24	4.981965%	100%		0	0	
Euro Loan I Drawl I Weighted Average rate										0.98000%			1.76940%
Euro Loan I Drawl II	11-08-2021	31-08-2021	0.95000%	1.743516%		Act/360	2021-22	0.966563%	100%		0	0	

Euro Loan I Drawl II	01-09-2021	05-12-2021	0.95000%	1.743516%		Act/360	2021-22	0.966563%	100%		0	0	
Euro Loan I Drawl II	06-12-2021	31-03-2022	0.95000%	1.743516%		Act/360	2021-22	0.966563%	100%		0	0	
Euro Loan I Drawl II	01-04-2022	05-06-2022	0.95000%	1.743516%		Act/360	2022-23	0.966563%	100%		66	0.646792	
Euro Loan I Drawl II	06-06-2022	05-12-2022	0.95000%	1.743516%		Act/360	2022-23	0.966563%	100%		183	1.7933778	
Euro Loan I Drawl II	06-12-2022	31-03-2023	3.35600%	1.743516%		Act/360	2022-23	3.414512%	100%		116	4.015846	
Euro Loan I Drawl II	01-04-2023	05-06-2023	3.35600%	1.743516%		Act/360	2023-24	3.414512%	100%		0	0	
Euro Loan I Drawl II	06-06-2023	05-12-2023	4.67800%	1.743516%		Act/360	2023-24	4.759562%	100%		0	0	
Euro Loan I Drawl II	06-12-2023	31-03-2024	4.89500%	1.743516%		Act/360	2023-24	4.980345%	100%		0	0	
Euro Loan I Drawl II Weighted Average rate										0.98000%			1.78880%
Euro Loan I Drawl III	21-09-2021	05-12-2021	0.95000%	1.743516%		Act/360	2021-22	0.966563%	100%		0	0	
Euro Loan I Drawl III	06-12-2021	31-03-2022	0.95000%	1.743516%		Act/360	2021-22	0.966563%	100%		0	0	
Euro Loan I Drawl III	01-04-2022	05-06-2022	0.95000%	1.743516%		Act/360	2022-23	0.966563%	100%		66	0.646792	
Euro Loan I Drawl III	06-06-2022	05-12-2022	0.95000%	1.743516%		Act/360	2022-23	0.966563%	100%		183	1.7933778	
Euro Loan I Drawl III	06-12-2022	31-03-2023	3.35600%	1.743516%		Act/360	2022-23	3.414512%	100%		116	4.015846	
Euro Loan I Drawl III	01-04-2023	05-06-2023	3.35600%	1.743516%		Act/360	2023-24	3.414512%	100%		0	0	
Euro Loan I Drawl III	06-06-2023	05-12-2023	4.67800%	1.743516%		Act/360	2023-24	4.759562%	100%		0	0	
Euro Loan I Drawl III	06-12-2023	31-03-2024	4.89500%	1.743516%		Act/360	2023-24	4.980345%	100%		0	0	
Euro Loan I Drawl III Weighted Average rate										0.98000%			1.78880%
USD 750 Million Drawl I	25-04-2022	24-07-2022	2.12913%	0		Act/360	2022-23	2.129130%	87%		91	1.7024964	
USD 750 Million Drawl I	25-07-2022	24-10-2022	3.72082%	0		Act/360	2022-23	3.720820%	87%		92	3.0080204	
USD 750 Million Drawl I	25-10-2022	31-03-2023	5.67396%	0		Act/360	2022-23	5.673960%	87%		158	7.8774559	
USD 750 Million Drawl I	01-04-2023	24-04-2023	5.67396%	0		Act/360	2023-24	5.673960%	87%		0	0	
USD 750 Million Drawl I	25-04-2023	24-10-2023	6.26834%	0		Act/360	2023-24	6.268340%	87%		0	0	
USD 750 Million Drawl I	25-10-2023	31-03-2024	6.61909%	0		Act/360	2023-24	6.619090%	87%		0	0	
USD 750 Million Drawl I	25-04-2022	24-07-2022	2.04913%	5.46000%	100.00000%	Act/360	2022-23	2.167474%	13%		91	0.2866408	
USD 750 Million Drawl I	25-07-2022	24-10-2022	3.64082%	5.46000%	100.00000%	Act/360	2022-23	3.851195%	13%		92	0.478977	
USD 750 Million Drawl I	25-10-2022	31-03-2023	5.59396%	5.46000%	100.00000%	Act/360	2022-23	5.917030%	13%		158	1.2638401	
USD 750 Million Drawl I	01-04-2023	24-04-2023	5.59396%	5.46000%	100.00000%	Act/360	2023-24	5.917030%	13%		0	0	
USD 750 Million Drawl I	25-04-2023	24-10-2023	6.26834%	5.46000%	100.00000%	Act/360	2023-24	6.630358%	13%		0	0	
USD 750 Million Drawl I	25-10-2023	31-03-2024	6.53909%	5.46000%	100.00000%	Act/360	2023-24	6.916744%	13%		0	0	
USD 750 Million Drawl I Weighted Average rate										0.00000%			4.29000%
USD 750 Million Drawl II	29-07-2022	24-10-2022	3.75674%	0		Act/360	2022-23	3.756740%	87%		88	2.9049351	
USD 750 Million Drawl II	25-10-2022	31-03-2023	5.67396%	0		Act/360	2022-23	5.673960%	87%		158	7.8774559	
USD 750 Million Drawl II	01-04-2023	24-04-2023	5.67396%	0		Act/360	2023-24	5.673960%	87%		0	0	
USD 750 Million Drawl II	25-04-2023	24-10-2023	6.26834%	0		Act/360	2023-24	6.268340%	87%		0	0	
USD 750 Million Drawl II	25-10-2023	31-03-2024	6.61909%	0		Act/360	2023-24	6.619090%	87%		0	0	
USD 750 Million Drawl II	29-07-2022	24-10-2022	3.67674%	5.46000%	100.00000%	Act/360	2022-23	3.889084%	13%		88	0.4626593	
USD 750 Million Drawl II	25-10-2022	31-03-2023	5.59396%	5.46000%	100.00000%	Act/360	2022-23	5.917030%	13%		158	1.2638401	
USD 750 Million Drawl II	01-04-2023	24-04-2023	5.59396%	5.46000%	100.00000%	Act/360	2023-24	5.917030%	13%		0	0	
USD 750 Million Drawl II	25-04-2023	24-10-2023	6.26834%	5.46000%	100.00000%	Act/360	2023-24	6.630358%	13%		0	0	
USD 750 Million Drawl II	25-10-2023	31-03-2024	6.53909%	5.46000%	100.00000%	Act/360	2023-24	6.916744%	13%		0	0	
USD 750 Million Drawl II Weighted Average rate										0.00000%			5.08490%
USD 750 Million Drawl III	28-09-2022	24-10-2022	4.41820%	0		Act/360	2022-23	4.418200%	87%		27	1.0482184	
USD 750 Million Drawl III	25-10-2022	31-03-2023	5.67396%	0		Act/360	2022-23	5.673960%	87%		158	7.8774559	
USD 750 Million Drawl III	01-04-2023	24-04-2023	5.67396%	0		Act/360	2023-24	5.673960%	87%		0	0	
USD 750 Million Drawl III	25-04-2023	24-10-2023	6.26834%	0		Act/360	2023-24	6.268340%	87%		0	0	
USD 750 Million Drawl III	25-10-2023	31-03-2024	6.61909%	0		Act/360	2023-24	6.619090%	87%		0	0	
USD 750 Million Drawl III	28-09-2022	24-10-2022	4.06820%	5.46000%	100.00000%	Act/360	2022-23	4.303152%	13%		27	0.1570659	
USD 750 Million Drawl III	25-10-2022	31-03-2023	5.59396%	5.46000%	100.00000%	Act/360	2022-23	5.917030%	13%		158	1.2638401	

USD 750 Million Drawl III	01-04-2023	24-04-2023	5.59396%	5.46000%	100.00000%	Act/360	2023-24	5.917032%	13%		0	0	
USD 750 Million Drawl III	25-04-2023	24-10-2023	6.26834%	5.46000%	100.00000%	Act/360	2023-24	6.630358%	13%		0	0	
USD 750 Million Drawl III	25-10-2023	31-03-2024	6.53909%	5.46000%	100.00000%	Act/360	2023-24	6.916744%	13%		0	0	
USD 750 Million Drawl III Weighted Average rate										0.00000%			5.59270%
USD 750 Million Drawl IV	09-11-2022	31-03-2023	5.71764%	0		Act/360	2022-23	5.717640%	87%		143	7.1844821	
USD 750 Million Drawl IV	01-04-2023	24-04-2023	5.71764%	0		Act/360	2023-24	5.717640%	87%		0	0	
USD 750 Million Drawl IV	25-04-2023	24-10-2023	6.26834%	0		Act/360	2023-24	6.268340%	87%		0	0	
USD 750 Million Drawl IV	25-10-2023	31-03-2024	6.61909%	0		Act/360	2023-24	6.619090%	87%		0	0	
USD 750 Million Drawl IV	09-11-2022	31-03-2023	5.63764%	5.46000%	100.00000%	Act/360	2022-23	5.963232%	13%		143	1.1527869	
USD 750 Million Drawl IV	01-04-2023	24-04-2023	5.63764%	5.46000%	100.00000%	Act/360	2023-24	5.963232%	13%		0	0	
USD 750 Million Drawl IV	25-04-2023	24-10-2023	6.26834%	5.46000%	100.00000%	Act/360	2023-24	6.630358%	13%		0	0	
USD 750 Million Drawl IV	25-10-2023	31-03-2024	6.53909%	5.46000%	100.00000%	Act/360	2023-24	6.916744%	13%		0	0	
USD 750 Million Drawl IV Weighted Average rate										0.00000%			5.83030%
USD 750 Million Drawl V	23-12-2022	31-03-2023	5.71764%	0		Act/360	2022-23	5.717640%	87%		99	4.9738722	
USD 750 Million Drawl V	01-04-2023	24-04-2023	5.71764%	0		Act/360	2023-24	5.717640%	87%		0	0	
USD 750 Million Drawl V	25-04-2023	24-10-2023	6.26834%	0		Act/360	2023-24	6.268340%	87%		0	0	
USD 750 Million Drawl V	25-10-2023	31-03-2024	6.61909%	0		Act/360	2023-24	6.619090%	87%		0	0	
USD 750 Million Drawl V	23-12-2022	31-03-2023	5.63764%	5.46000%	100.00000%	Act/360	2022-23	5.963232%	13%		99	0.7980833	
USD 750 Million Drawl V	01-04-2023	24-04-2023	5.63764%	5.46000%	100.00000%	Act/360	2023-24	5.963232%	13%		0	0	
USD 750 Million Drawl V	25-04-2023	24-10-2023	6.26834%	5.46000%	100.00000%	Act/360	2023-24	6.630358%	13%		0	0	
USD 750 Million Drawl V	25-10-2023	31-03-2024	6.53909%	5.46000%	100.00000%	Act/360	2023-24	6.916744%	13%		0	0	
USD 750 Million Drawl V Weighted Average rate										0.00000%			5.83030%
USD 750 Million Drawl VI	08-02-2023	31-03-2023	5.71764%	0		Act/360	2022-23	5.717640%	87%		52	2.612539	
USD 750 Million Drawl VI	01-04-2023	24-04-2023	5.71764%	0		Act/360	2023-24	5.717640%	87%		0	0	
USD 750 Million Drawl VI	25-04-2023	24-10-2023	6.26834%	0		Act/360	2023-24	6.268340%	87%		0	0	
USD 750 Million Drawl VI	25-10-2023	31-03-2024	6.61909%	0		Act/360	2023-24	6.619090%	87%		0	0	
USD 750 Million Drawl VI	08-02-2023	31-03-2023	5.63764%	5.46000%	100.00000%	Act/360	2022-23	5.963232%	13%		52	0.4191959	
USD 750 Million Drawl VI	01-04-2023	24-04-2023	5.63764%	5.46000%	100.00000%	Act/360	2023-24	5.963232%	13%		0	0	
USD 750 Million Drawl VI	25-04-2023	24-10-2023	6.26834%	5.46000%	100.00000%	Act/360	2023-24	6.630358%	13%		0	0	
USD 750 Million Drawl VI	25-10-2023	31-03-2024	6.53909%	5.46000%	100.00000%	Act/360	2023-24	6.916744%	13%		0	0	
USD 750 Million Drawl VI Weighted Average rate										0.00000%			5.83030%
JPY Equ. $400 Million Drawl I	15-05-2023	14-11-2023	1.20000%	0		Act/365	2023-24	1.200000%	100%		0	0	
JPY Equ. $400 Million Drawl I	15-11-2023	31-03-2024	1.21218%	0		Act/365	2023-24	1.212180%	100%		0	0	
JPY Equ. $400 Million Drawl I Weighted Average rate										0.00000%			0.00000%
JPY Equ. $400 Million Drawl II	24-07-2023	14-11-2023	1.20000%	0		Act/365	2023-24	1.200000%	100%		0	0	
JPY Equ. $400 Million Drawl II	15-11-2023	31-03-2024	1.21218%	0		Act/365	2023-24	1.212180%	100%		0	0	
JPY Equ. $400 Million Drawl II Weighted Average rate										0.00000%			0.00000%
JPY Equ. $400 Million Drawl III	25-09-2023	14-11-2023	1.20000%	0		Act/365	2023-24	1.200000%	100%		0	0	
JPY Equ. $400 Million Drawl III	15-11-2023	31-03-2024	1.21218%	0		Act/365	2023-24	1.212180%	100%		0	0	
JPY Equ. $400 Million Drawl III Weighted Average rate										0.00000%			0.00000%
JPY Equ. $400 Million Drawl IV	23-12-2023	31-03-2024	1.21886%	0		Act/365	2023-24	1.218860%	100%		0	0	
JPY Equ. $400 Million Drawl IV Weighted Average rate										0.00000%			0.00000%
JBIC Green I Drawl I	25-02-2021	16-03-2021	0.92000%	0.00000%		Act/360	2020-21	0.920000%	100%		0	0	
JBIC Green I Drawl I	17-03-2021	31-03-2021	0.92000%	0.00000%		Act/360	2020-21	0.920000%	100%		0	0	
JBIC Green I Drawl I	01-04-2021	16-09-2021	0.92000%	0.00000%		Act/360	2021-22	0.920000%	100%		0	0	
JBIC Green I Drawl I	17-09-2021	16-03-2022	0.92000%	0.00000%		Act/360	2021-22	0.920000%	100%		0	0	

JBIC Green I Drawl I	17-03-2022	31-03-2022	0.96017%	0.00000%	Act/360	2021-22	0.960170%	100%		0	0	
JBIC Green I Drawl I	01-04-2022	19-09-2022	0.96017%	0.00000%	Act/360	2022-23	0.960170%	100%		172	1.6744298	
JBIC Green I Drawl I	20-09-2022	16-03-2023	0.93264%	0.00000%	Act/360	2022-23	0.932640%	100%		178	1.6831561	
JBIC Green I Drawl I	17-03-2023	31-03-2023	0.93557%	0.00000%	Act/360	2022-23	0.935570%	100%		15	0.1422846	
JBIC Green I Drawl I	01-04-2023	18-09-2023	0.93557%	0.00000%	Act/360	2023-24	0.935570%	100%		0	0	
JBIC Green I Drawl I	19-09-2023	17-03-2024	0.95966%	0.00000%	Act/360	2023-24	0.959660%	100%		0	0	
JBIC Green I Drawl I	18-03-2024	31-03-2024	1.07223%	0.00000%	Act/360	2023-24	1.072230%	100%		0	0	
JBIC Green I Drawl I Weighted Average rate									0.93450%			0.95880%
JBIC Green I Drawl II	27-09-2021	16-03-2022	0.92000%	0.00000%	Act/360	2021-22	0.920000%	100%		0	0	
JBIC Green I Drawl II	17-03-2022	31-03-2022	0.96017%	0.00000%	Act/360	2021-22	0.960170%	100%		0	0	
JBIC Green I Drawl II	01-04-2022	19-09-2022	0.96017%	0.00000%	Act/360	2022-23	0.960170%	100%		172	1.6744298	
JBIC Green I Drawl II	20-09-2022	16-03-2023	0.93264%	0.00000%	Act/360	2022-23	0.932640%	100%		178	1.6831561	
JBIC Green I Drawl II	17-03-2023	31-03-2023	0.93557%	0.00000%	Act/360	2022-23	0.935570%	100%		15	0.1422846	
JBIC Green I Drawl II	01-04-2023	18-09-2023	0.93557%	0.00000%	Act/360	2023-24	0.935570%	100%		0	0	
JBIC Green I Drawl II	19-09-2023	17-03-2024	0.95966%	0.00000%	Act/360	2023-24	0.959660%	100%		0	0	
JBIC Green I Drawl II	18-03-2024	31-03-2024	1.07223%	0.00000%	Act/360	2023-24	1.072230%	100%		0	0	
JBIC Green I Drawl II Weighted Average rate									0.93810%			0.95880%
JBIC Green I Drawl III	11-01-2022	16-03-2022	0.92000%	0.00000%	Act/360	2021-22	0.920000%	100%		0	0	
JBIC Green I Drawl III	17-03-2022	31-03-2022	0.96017%	0.00000%	Act/360	2021-22	0.960170%	100%		0	0	
JBIC Green I Drawl III	01-04-2022	19-09-2022	0.96017%	0.00000%	Act/360	2022-23	0.960170%	100%		172	1.6744298	
JBIC Green I Drawl III	20-09-2022	16-03-2023	0.93264%	0.00000%	Act/360	2022-23	0.932640%	100%		178	1.6831561	
JBIC Green I Drawl III	17-03-2023	31-03-2023	0.93557%	0.00000%	Act/360	2022-23	0.935570%	100%		15	0.1422846	
JBIC Green I Drawl III	01-04-2023	18-09-2023	0.93557%	0.00000%	Act/360	2023-24	0.935570%	100%		0	0	
JBIC Green I Drawl III	19-09-2023	17-03-2024	0.95966%	0.00000%	Act/360	2023-24	0.959660%	100%		0	0	
JBIC Green I Drawl III	18-03-2024	31-03-2024	1.07223%	0.00000%	Act/360	2023-24	1.072230%	100%		0	0	
JBIC Green I Drawl III Weighted Average rate									0.94040%			0.95890%
JBIC Green I Drawl IV	28-04-2022	19-09-2022	0.95702%	0.00000%	Act/360	2022-23	0.957030%	100%		145	1.4069523	
JBIC Green I Drawl IV	20-09-2022	16-03-2023	0.93264%	0.00000%	Act/360	2022-23	0.932640%	100%		178	1.6831561	
JBIC Green I Drawl IV	17-03-2023	31-03-2023	0.93557%	0.00000%	Act/360	2022-23	0.935570%	100%		15	0.1422846	
JBIC Green I Drawl IV	01-04-2023	18-09-2023	0.93557%	0.00000%	Act/360	2023-24	0.935570%	100%		0	0	
JBIC Green I Drawl IV	19-09-2023	17-03-2024	0.95966%	0.00000%	Act/360	2023-24	0.959660%	100%		0	0	
JBIC Green I Drawl IV	18-03-2024	31-03-2024	1.07223%	0.00000%	Act/360	2023-24	1.072200%	100%		0	0	
JBIC Green I Drawl IV Weighted Average rate									0.00000%			0.95830%

Info:

(i) Floating rate, interest basis and withholding tax rates are as per mail received from IF on 10.10.2024

From 01-04-2023
To 31-03-2024

Name of the Loan	From	To	Floating Rate of interest	Withholding Tax (WHT)	Applicability of Withholding Tax	Interest Basis	Financial year	Interest rate (incl WHT)	Loan Proportion	No of days	Product	WAVG rate
SBI, NEW YORK	01-04-2019	14-05-2019	4.35500%	5.46000%	10.00000%	Act/360	2019-20	4.279574%	100%	0	0	
SBI, NEW YORK	15-05-2019	28-07-2019	3.98763%	5.46000%	10.00000%	Act/360	2019-20	4.010860%	100%	0	0	
SBI, NEW YORK	29-07-2019	29-01-2020	3.57750%	5.46000%	10.00000%	Act/360	2019-20	3.598161%	100%	0	0	
SBI, NEW YORK Weighted Average rate												0.00000%
JPY Equ. 350Million A	01-04-2019	11-04-2019	0.95933%	5.46000%	100.00000%	Act/360	2019-20	1.014735%	100%	0	0	
JPY Equ. 350Million A	12-04-2019	10-10-2019	0.95700%	5.46000%	100.00000%	Act/360	2019-20	1.012270%	100%	0	0	
JPY Equ. 350Million A	11-10-2019	29-02-2020	0.95000%	5.46000%	100.00000%	Act/360	2019-20	1.004866%	100%	0	0	
JPY Equ. 350Million A	01-03-2020	31-03-2020	0.95000%	5.46000%	100.00000%	Act/360	2019-20	1.004866%	100%	0	0	
JPY Equ. 350Million A	01-04-2020	12-04-2020	0.95000%	5.46000%	100.00000%	Act/360	2020-21	1.004866%	100%	0	0	
JPY Equ. 350Million A	13-04-2020	11-10-2020	0.97417%	5.46000%	100.00000%	Act/360	2020-21	1.030432%	100%	0	0	
JPY Equ. 350Million A	12-10-2020	31-03-2021	0.95000%	5.46000%	100.00000%	Act/360	2020-21	1.004866%	100%	0	0	
JPY Equ. 350Million A	01-04-2021	11-04-2021	0.95000%	5.46000%	100.00000%	Act/360	2021-22	1.004866%	100%	0	0	
JPY Equ. 350Million A	12-04-2021	10-10-2021	0.95000%	5.46000%	100.00000%	Act/360	2021-22	1.004866%	100%	0	0	
JPY Equ. 350Million A	11-10-2021	31-03-2022	0.95000%	5.46000%	100.00000%	Act/360	2021-22	1.004866%	100%	0	0	
JPY Equ. 350Million A	01-04-2022	10-04-2022	0.95000%	5.46000%	100.00000%	Act/360	2022-23	1.004866%	100%	0	0	
JPY Equ. 350Million A	11-04-2022	11-07-2022	0.95000%	5.46000%	100.00000%	Act/365	2022-23	1.004866%	100%	0	0	
JPY Equ. 350Million A	12-07-2022	11-10-2022	0.95000%	5.46000%	100.00000%	Act/365	2022-23	1.004866%	100%	0	0	
JPY Equ. 350Million A	12-10-2022	11-01-2023	0.95000%	5.46000%	100.00000%	Act/365	2022-23	1.004866%	100%	0	0	
JPY Equ. 350Million A	12-01-2023	31-03-2023	0.95000%	5.46000%	100.00000%	Act/365	2022-23	1.004866%	100%	0	0	
JPY Equ. 350Million A	01-04-2023	11-04-2023	0.95000%	5.46000%	100.00000%	Act/365	2023-24	1.004866%	100%	11	0.1108381	
JPY Equ. 350Million A	12-04-2023	11-07-2023	0.95000%	5.46000%	100.00000%	Act/365	2023-24	1.004866%	100%	91	0.916933	
JPY Equ. 350Million A	12-07-2023	11-10-2023	0.95000%	5.46000%	100.00000%	Act/365	2023-24	1.004866%	100%	92	0.9270092	
JPY Equ. 350Million A	12-10-2023	11-01-2024	0.95000%	5.46000%	100.00000%	Act/365	2023-24	1.004866%	100%	93	0.9270092	
JPY Equ. 350Million A	12-01-2024	31-03-2024	0.96342%	5.46000%	100.00000%	Act/365	2023-24	1.018061%	100%	80	0.8174821	
JPY Equ. 350Million A Weighted Average rate												1.01070%
JPY Equ. 350Million B	01-04-2019	11-04-2019	0.95933%	5.46000%	100.00000%	Act/360	2019-20	1.014735%	100%	0	0	
JPY Equ. 350Million B	12-04-2019	10-10-2019	0.95700%	5.46000%	100.00000%	Act/360	2019-20	1.012270%	100%	0	0	
JPY Equ. 350Million B	11-10-2019	29-02-2020	0.95000%	5.46000%	100.00000%	Act/360	2019-20	1.004866%	100%	0	0	
JPY Equ. 350Million B	01-03-2020	31-03-2020	0.95000%	5.46000%	100.00000%	Act/360	2019-20	1.004866%	100%	0	0	
JPY Equ. 350Million B	01-04-2020	12-04-2020	0.95000%	5.46000%	100.00000%	Act/360	2020-21	1.004866%	100%	0	0	
JPY Equ. 350Million B	13-04-2020	11-10-2020	0.97417%	5.46000%	100.00000%	Act/360	2020-21	1.030432%	100%	0	0	
JPY Equ. 350Million B	12-10-2020	31-03-2021	0.95000%	5.46000%	100.00000%	Act/360	2020-21	1.004866%	100%	0	0	
JPY Equ. 350Million B	01-04-2021	11-04-2021	0.95000%	5.46000%	100.00000%	Act/360	2021-22	1.004866%	100%	0	0	
JPY Equ. 350Million B	12-04-2021	10-10-2021	0.95000%	5.46000%	100.00000%	Act/360	2021-22	1.004866%	100%	0	0	
JPY Equ. 350Million B	11-10-2021	31-03-2022	0.95000%	5.46000%	100.00000%	Act/360	2021-22	1.004866%	100%	0	0	
JPY Equ. 350Million B	01-04-2022	10-04-2022	0.95000%	5.46000%	100.00000%	Act/360	2022-23	1.004866%	100%	0	0	
JPY Equ. 350Million B	11-04-2022	11-07-2022	0.95000%	5.46000%	100.00000%	Act/365	2022-23	1.004866%	100%	0	0	
JPY Equ. 350Million B	12-07-2022	11-10-2022	0.95000%	5.46000%	100.00000%	Act/365	2022-23	1.004866%	100%	0	0	
JPY Equ. 350Million B	12-10-2022	11-01-2023	0.95000%	5.46000%	100.00000%	Act/365	2022-23	1.004866%	100%	0	0	
JPY Equ. 350Million B	12-01-2023	31-03-2023	0.95000%	5.46000%	100.00000%	Act/365	2022-23	1.004866%	100%	0	0	
JPY Equ. 350Million B	01-04-2023	11-04-2023	0.95000%	5.46000%	100.00000%	Act/365	2023-24	1.004866%	100%	11	0.1108381	
JPY Equ. 350Million B	12-04-2023	11-07-2023	0.95000%	5.46000%	100.00000%	Act/365	2023-24	1.004866%	100%	91	0.916933	
JPY Equ. 350Million B	12-07-2023	11-10-2023	0.95000%	5.46000%	100.00000%	Act/365	2023-24	1.004866%	100%	92	0.9270092	
JPY Equ. 350Million B	12-10-2023	11-01-2024	0.95000%	5.46000%	100.00000%	Act/365	2023-24	1.004866%	100%	92	0.9270092	

JPY Equ. 350Million B	12-01-2024	31-03-2024	0.98342%	5.46000%	100.00000%	Act/365	2023-24	1.019061%	100%	80	0.8174821	
JPY Equ. 350Million B Weighted Average rate												1.01070%
JPY Equ. 300Million A	01-04-2019	09-04-2019	1.02000%	5.46000%	100.00000%	Act/360	2019-20	1.078908%	100%	0	0	
JPY Equ. 300Million A	10-04-2019	09-07-2019	1.02000%	5.46000%	100.00000%	Act/360	2019-20	1.078908%	100%	0	0	
JPY Equ. 300Million A	10-07-2019	09-01-2020	1.02000%	5.46000%	100.00000%	Act/360	2019-20	1.078908%	100%	0	0	
JPY Equ. 300Million A	10-01-2020	29-02-2020	1.03467%	5.46000%	100.00000%	Act/360	2019-20	1.094426%	100%	0	0	
JPY Equ. 300Million A	01-03-2020	31-03-2020	1.03467%	5.46000%	100.00000%	Act/360	2019-20	1.094426%	100%	0	0	
JPY Equ. 300Million A	01-04-2020	12-07-2020	1.03467%	5.46000%	100.00000%	Act/360	2020-21	1.094426%	100%	0	0	
JPY Equ. 300Million A	13-07-2020	12-01-2021	1.02000%	5.46000%	100.00000%	Act/360	2020-21	1.078908%	100%	0	0	
JPY Equ. 300Million A	13-01-2021	31-03-2021	1.02000%	5.46000%	100.00000%	Act/360	2020-21	1.078908%	100%	0	0	
JPY Equ. 300Million A	01-04-2021	12-07-2021	1.02000%	5.46000%	100.00000%	Act/360	2021-22	1.078908%	100%	0	0	
JPY Equ. 300Million A	13-07-2021	12-01-2022	1.02000%	5.46000%	100.00000%	Act/360	2021-22	1.078908%	100%	0	0	
JPY Equ. 300Million A	13-01-2022	31-03-2022	1.02000%	5.46000%	100.00000%	Act/365	2021-22	1.078908%	100%	0	0	
JPY Equ. 300Million A	01-04-2022	12-04-2022	1.02000%	5.46000%	100.00000%	Act/365	2022-23	1.078908%	100%	0	0	
JPY Equ. 300Million A	13-04-2022	12-07-2022	1.02000%	5.46000%	100.00000%	Act/365	2022-23	1.078908%	100%	0	0	
JPY Equ. 300Million A	13-07-2022	12-10-2022	1.02000%	5.46000%	100.00000%	Act/365	2022-23	1.078908%	100%	0	0	
JPY Equ. 300Million A	13-10-2022	12-01-2023	1.02000%	5.46000%	100.00000%	Act/365	2022-23	1.078908%	100%	0	0	
JPY Equ. 300Million A	13-01-2023	31-03-2023	1.02000%	5.46000%	100.00000%	Act/365	2022-23	1.078908%	100%	0	0	
JPY Equ. 300Million A	01-04-2023	12-04-2023	1.02000%	5.46000%	100.00000%	Act/365	2023-24	1.078908%	100%	12	0.1298237	
JPY Equ. 300Million A	13-04-2023	12-07-2023	1.02000%	5.46000%	100.00000%	Act/365	2023-24	1.078908%	100%	91	0.9844965	
JPY Equ. 300Million A	13-07-2023	12-10-2023	1.02000%	5.46000%	100.00000%	Act/365	2023-24	1.078908%	100%	92	0.9953153	
JPY Equ. 300Million A	13-10-2023	14-01-2024	1.02000%	5.46000%	100.00000%	Act/365	2023-24	1.078908%	100%	94	1.0169525	
JPY Equ. 300Million A	15-01-2024	31-03-2024	1.03665%	5.46000%	100.00000%	Act/365	2023-24	1.096520%	100%	77	0.8466336	
JPY Equ. 300Million A Weighted Average rate												1.08580%
JPY Equ. 300Million B	01-04-2019	09-04-2019	1.02000%	5.46000%	100.00000%	Act/360	2019-20	1.078908%	100%	0	0	
JPY Equ. 300Million B	10-04-2019	09-07-2019	1.02000%	5.46000%	100.00000%	Act/360	2019-20	1.078908%	100%	0	0	
JPY Equ. 300Million B	10-07-2019	09-01-2020	1.02000%	5.46000%	100.00000%	Act/360	2019-20	1.078908%	100%	0	0	
JPY Equ. 300Million B	10-01-2020	29-02-2020	1.03467%	5.46000%	100.00000%	Act/360	2019-20	1.094426%	100%	0	0	
JPY Equ. 300Million B	01-03-2020	31-03-2020	1.03467%	5.46000%	100.00000%	Act/360	2019-20	1.094426%	100%	0	0	
JPY Equ. 300Million B	01-04-2020	12-07-2020	1.03467%	5.46000%	100.00000%	Act/360	2020-21	1.094426%	100%	0	0	
JPY Equ. 300Million B	13-07-2020	12-01-2021	1.02000%	5.46000%	100.00000%	Act/360	2020-21	1.078908%	100%	0	0	
JPY Equ. 300Million B	13-01-2021	31-03-2021	1.02000%	5.46000%	100.00000%	Act/360	2020-21	1.078908%	100%	0	0	
JPY Equ. 300Million B	01-04-2021	12-07-2021	1.02000%	5.46000%	100.00000%	Act/360	2021-22	1.078908%	100%	0	0	
JPY Equ. 300Million B	13-07-2021	12-01-2022	1.02000%	5.46000%	100.00000%	Act/360	2021-22	1.078908%	100%	0	0	
JPY Equ. 300Million B	13-01-2022	31-03-2022	1.02000%	5.46000%	100.00000%	Act/365	2021-22	1.078908%	100%	0	0	
JPY Equ. 300Million B	01-04-2022	12-04-2022	1.02000%	5.46000%	100.00000%	Act/365	2022-23	1.078908%	100%	0	0	
JPY Equ. 300Million B	13-04-2022	12-07-2022	1.02000%	5.46000%	100.00000%	Act/365	2022-23	1.078908%	100%	0	0	
JPY Equ. 300Million B	13-07-2022	12-10-2022	1.02000%	5.46000%	100.00000%	Act/365	2022-23	1.078908%	100%	0	0	
JPY Equ. 300Million B	13-10-2022	12-01-2023	1.02000%	5.46000%	100.00000%	Act/365	2022-23	1.078908%	100%	0	0	
JPY Equ. 300Million B	13-01-2023	31-03-2023	1.02000%	5.46000%	100.00000%	Act/365	2022-23	1.078908%	100%	0	0	
JPY Equ. 300Million B	01-04-2023	12-04-2023	1.02000%	5.46000%	100.00000%	Act/365	2023-24	1.078908%	100%	12	0.1298237	
JPY Equ. 300Million B	13-04-2023	12-07-2023	1.02000%	5.46000%	100.00000%	Act/365	2023-24	1.078908%	100%	91	0.9844965	
JPY Equ. 300Million B	13-07-2023	12-10-2023	1.02000%	5.46000%	100.00000%	Act/365	2023-24	1.078908%	100%	92	0.9953153	
JPY Equ. 300Million B	13-10-2023	14-01-2024	1.02000%	5.46000%	100.00000%	Act/365	2023-24	1.078908%	100%	94	1.0169525	
JPY Equ. 300Million B	15-01-2024	31-03-2024	1.03665%	5.46000%	100.00000%	Act/365	2023-24	1.096520%	100%	77	0.8466336	
JPY Equ. 300Million B Weighted Average rate												1.08580%
JPY Equ. 750M Drawl (I to IV)	29-01-2020	29-02-2020	0.80000%	5.46000%	56.73020%	Act/360	2019-20	0.827135%	75%	0	0	
JPY Equ. 750M Drawl (I to IV)	01-03-2020	31-03-2020	0.80000%	5.46000%	56.73020%	Act/360	2019-20	0.827135%	75%	0	0	

JPY Equ. 750M Drawl (I to IV)	01-04-2020	28-04-2020	0.80000%	5.46000%	56.73020%	Act/360	2020-21	0.827135%	75%	0	0
JPY Equ. 750M Drawl (I to IV)	29-04-2020	29-07-2020	0.80000%	5.46000%	56.73020%	Act/360	2020-21	0.827135%	75%	0	0
JPY Equ. 750M Drawl (I to IV)	30-07-2020	28-01-2021	0.80000%	5.46000%	56.73020%	Act/360	2020-21	0.827135%	75%	0	0
JPY Equ. 750M Drawl (I to IV)	29-01-2021	31-03-2021	0.80000%	5.46000%	56.73020%	Act/360	2020-21	0.827135%	75%	0	0
JPY Equ. 750M Drawl (I to IV)	01-04-2021	28-07-2021	0.80000%	5.46000%	56.73020%	Act/360	2021-22	0.827135%	75%	0	0
JPY Equ. 750M Drawl (I to IV)	29-07-2021	31-08-2021	0.80000%	5.46000%	56.73020%	Act/360	2021-22	0.827135%	75%	0	0
JPY Equ. 750M Drawl (I to IV)	01-09-2021	30-01-2022	0.80000%	5.46000%	56.73020%	Act/360	2021-22	0.827135%	75%	0	0
JPY Equ. 750M Drawl (I to IV)	31-01-2022	31-03-2022	0.80000%	5.46000%	56.73020%	Act/365	2021-22	0.827135%	75%	0	0
JPY Equ. 750M Drawl (I to IV)	01-04-2022	27-04-2022	0.80000%	5.46000%	56.73020%	Act/365	2022-23	0.827135%	75%	0	0
JPY Equ. 750M Drawl (I to IV)	28-04-2022	27-07-2022	0.80000%	5.46000%	56.73020%	Act/365	2022-23	0.827135%	75%	0	0
JPY Equ. 750M Drawl (I to IV)	28-07-2022	27-10-2022	0.80000%	5.46000%	56.73020%	Act/365	2022-23	0.827135%	75%	0	0
JPY Equ. 750M Drawl (I to IV)	28-10-2022	29-01-2023	0.80000%	5.46000%	56.73020%	Act/365	2022-23	0.827135%	75%	0	0
JPY Equ. 750M Drawl (I to IV)	30-01-2023	31-03-2023	0.80000%	5.46000%	56.73020%	Act/365	2022-23	0.827135%	75%	0	0
JPY Equ. 750M Drawl (I to IV)	01-04-2023	27-04-2023	0.80000%	5.46000%	56.73020%	Act/365	2023-24	0.827135%	75%	27	0.1679537
JPY Equ. 750M Drawl (I to IV)	28-04-2023	30-07-2023	0.80000%	5.46000%	56.73020%	Act/365	2023-24	0.827135%	75%	94	0.5847277
JPY Equ. 750M Drawl (I to IV)	31-07-2023	29-10-2023	0.80000%	5.46000%	56.73020%	Act/365	2023-24	0.827135%	75%	91	0.5660662
JPY Equ. 750M Drawl (I to IV)	30-10-2023	30-01-2024	0.80000%	5.46000%	56.73020%	Act/365	2023-24	0.827135%	75%	93	0.5785072
JPY Equ. 750M Drawl (I to IV)	31-01-2024	31-03-2024	0.83190%	5.46000%	56.73020%	Act/365	2023-24	0.860117%	75%	61	0.3945816
JPY Equ. 750M Drawl (I to IV)	29-01-2020	29-02-2020	1.02000%	5.46000%	52.38100%	Act/360	2019-20	1.050657%	25%	0	0
JPY Equ. 750M Drawl (I to IV)	01-03-2020	31-03-2020	1.02000%	5.46000%	52.38100%	Act/360	2019-20	1.050657%	25%	0	0
JPY Equ. 750M Drawl (I to IV)	01-04-2020	28-04-2020	1.02000%	5.46000%	52.38100%	Act/360	2020-21	1.050657%	25%	0	0
JPY Equ. 750M Drawl (I to IV)	29-04-2020	29-07-2020	1.02000%	5.46000%	52.38100%	Act/360	2020-21	1.050657%	25%	0	0
JPY Equ. 750M Drawl (I to IV)	30-07-2020	28-01-2021	1.02000%	5.46000%	52.38100%	Act/360	2020-21	1.050657%	25%	0	0
JPY Equ. 750M Drawl (I to IV)	29-01-2021	31-03-2021	1.02000%	5.46000%	52.38100%	Act/360	2020-21	1.050657%	25%	0	0
JPY Equ. 750M Drawl (I to IV)	01-04-2021	28-07-2021	1.02000%	5.46000%	52.38100%	Act/360	2021-22	1.050657%	25%	0	0
JPY Equ. 750M Drawl (I to IV)	29-07-2021	31-08-2021	1.02000%	5.46000%	52.38100%	Act/360	2021-22	1.050657%	25%	0	0
JPY Equ. 750M Drawl (I to IV)	01-09-2021	30-01-2022	1.02000%	5.46000%	52.38100%	Act/360	2021-22	1.050657%	25%	0	0
JPY Equ. 750M Drawl (I to IV)	31-01-2022	31-03-2022	1.02000%	5.46000%	52.38100%	Act/365	2021-22	1.050657%	25%	0	0

JPY Equ. 750M Drawl (I to IV)	01-04-2022	27-04-2022	1.02000%	5.46000%	52.38100%	Act/365	2022-23	1.050857%	25%	0	0	
JPY Equ. 750M Drawl (I to IV)	28-04-2022	27-07-2022	1.02000%	5.46000%	52.38100%	Act/365	2022-23	1.050857%	25%	0	0	
JPY Equ. 750M Drawl (I to IV)	28-07-2022	27-10-2022	1.02000%	5.46000%	52.38100%	Act/365	2022-23	1.050857%	25%	0	0	
JPY Equ. 750M Drawl (I to IV)	28-10-2022	29-01-2023	1.02000%	5.46000%	52.38100%	Act/365	2022-23	1.050857%	25%	0	0	
JPY Equ. 750M Drawl (I to IV)	30-01-2023	31-03-2023	1.02000%	5.46000%	52.38100%	Act/365	2022-23	1.050857%	25%	0	0	
JPY Equ. 750M Drawl (I to IV)	01-04-2023	27-04-2023	1.02000%	5.46000%	52.38100%	Act/365	2023-24	1.050857%	25%	27	0.0711372	
JPY Equ. 750M Drawl (I to IV)	28-04-2023	30-07-2023	1.02000%	5.46000%	52.38100%	Act/365	2023-24	1.050857%	25%	94	0.3476279	
JPY Equ. 750M Drawl (I to IV)	31-07-2023	29-10-2023	1.02000%	5.46000%	52.38100%	Act/365	2023-24	1.050857%	25%	91	0.2397249	
JPY Equ. 750M Drawl (I to IV)	30-10-2023	30-01-2024	1.02000%	5.46000%	52.38100%	Act/365	2023-24	1.050857%	25%	93	0.3449936	
JPY Equ. 750M Drawl (I to IV)	31-01-2024	31-03-2024	1.05190%	5.46000%	52.38100%	Act/365	2023-24	1.083722%	25%	61	0.1657204	
JPY Equ. 750M Drawl (I to IV) Weighted Average rate												0.89100%
JPY Equ. 750M Drawl (V-VI)	27-11-2020	25-02-2021	0.80000%	5.46000%	0.00000%	Act/360	2020-21	0.800000%	75%	0	0	
JPY Equ. 750M Drawl (V-VI)	26-02-2021	31-03-2021	0.80000%	5.46000%	0.00000%	Act/360	2020-21	0.800000%	75%	0	0	
JPY Equ. 750M Drawl (V-VI)	01-04-2021	28-07-2021	0.80000%	5.46000%	0.00000%	Act/360	2021-22	0.800000%	75%	0	0	
JPY Equ. 750M Drawl (V-VI)	29-07-2021	31-08-2021	0.80000%	5.46000%	0.00000%	Act/360	2021-22	0.800000%	75%	0	0	
JPY Equ. 750M Drawl (V-VI)	01-09-2021	30-01-2022	0.80000%	5.46000%	0.00000%	Act/360	2021-22	0.800000%	75%	0	0	
JPY Equ. 750M Drawl (V-VI)	31-01-2022	31-03-2022	0.80000%	5.46000%	0.00000%	Act/365	2021-22	0.800000%	75%	0	0	
JPY Equ. 750M Drawl (V-VI)	01-04-2022	27-04-2022	0.80000%	5.46000%	0.00000%	Act/365	2022-23	0.800000%	75%	0	0	
JPY Equ. 750M Drawl (V-VI)	28-04-2022	27-07-2022	0.80000%	5.46000%	0.00000%	Act/365	2022-23	0.800000%	75%	0	0	
JPY Equ. 750M Drawl (V-VI)	28-07-2022	27-10-2022	0.80000%	5.46000%	0.00000%	Act/365	2022-23	0.800000%	75%	0	0	
JPY Equ. 750M Drawl (V-VI)	28-10-2022	29-01-2023	0.80000%	5.46000%	0.00000%	Act/365	2022-23	0.800000%	75%	0	0	
JPY Equ. 750M Drawl (V-VI)	30-01-2023	31-03-2023	0.80000%	5.46000%	0.00000%	Act/365	2022-23	0.800000%	75%	0	0	
JPY Equ. 750M Drawl (V-VI)	01-04-2023	27-04-2023	0.80000%	5.46000%	0.00000%	Act/365	2023-24	0.800000%	75%	27	0.1624438	
JPY Equ. 750M Drawl (V-VI)	28-04-2023	30-07-2023	0.80000%	5.46000%	0.00000%	Act/365	2023-24	0.800000%	75%	94	0.5655453	
JPY Equ. 750M Drawl (V-VI)	31-07-2023	29-10-2023	0.80000%	5.46000%	0.00000%	Act/365	2023-24	0.800000%	75%	91	0.5474959	
JPY Equ. 750M Drawl (V-VI)	30-10-2023	30-01-2024	0.80000%	5.46000%	0.00000%	Act/365	2023-24	0.800000%	75%	93	0.5595288	
JPY Equ. 750M Drawl (V-VI)	31-01-2024	31-03-2024	0.83190%	5.46000%	0.00000%	Act/365	2023-24	0.831900%	75%	61	0.381637	
JPY Equ. 750M Drawl (V-VI)	27-11-2020	25-02-2021	1.02000%	5.46000%	0.00000%	Act/360	2020-21	1.020000%	25%	0	0	

JPY Equ. 750M Drawl (V-VI)	26-02-2021	31-03-2021	1.02000%	5.46000%	0.00000%	Act/360	2020-21	1.020000%	25%	0	0	
JPY Equ. 750M Drawl (V-VI)	01-04-2021	28-07-2021	1.02000%	5.46000%	0.00000%	Act/360	2021-22	1.020000%	25%	0	0	
JPY Equ. 750M Drawl (V-VI)	29-07-2021	31-08-2021	1.02000%	5.46000%	0.00000%	Act/360	2021-22	1.020000%	25%	0	0	
JPY Equ. 750M Drawl (V-VI)	01-09-2021	30-01-2022	1.02000%	5.46000%	0.00000%	Act/360	2021-22	1.020000%	25%	0	0	
JPY Equ. 750M Drawl (V-VI)	31-01-2022	31-03-2022	1.02000%	5.46000%	0.00000%	Act/365	2021-22	1.020000%	25%	0	0	
JPY Equ. 750M Drawl (V-VI)	01-04-2022	27-04-2022	1.02000%	5.46000%	0.00000%	Act/365	2022-23	1.020000%	25%	0	0	
JPY Equ. 750M Drawl (V-VI)	28-04-2022	27-07-2022	1.02000%	5.46000%	0.00000%	Act/365	2022-23	1.020000%	25%	0	0	
JPY Equ. 750M Drawl (V-VI)	28-07-2022	27-10-2022	1.02000%	5.46000%	0.00000%	Act/365	2022-23	1.020000%	25%	0	0	
JPY Equ. 750M Drawl (V-VI)	28-10-2022	29-01-2023	1.02000%	5.46000%	0.00000%	Act/365	2022-23	1.020000%	25%	0	0	
JPY Equ. 750M Drawl (V-VI)	30-01-2023	31-03-2023	1.02000%	5.46000%	0.00000%	Act/365	2022-23	1.020000%	25%	0	0	
JPY Equ. 750M Drawl (V-VI)	01-04-2023	27-04-2023	1.02000%	5.46000%	0.00000%	Act/365	2023-24	1.020000%	25%	27	0.0690386	
JPY Equ. 750M Drawl (V-VI)	28-04-2023	30-07-2023	1.02000%	5.46000%	0.00000%	Act/365	2023-24	1.020000%	25%	94	0.2408567	
JPY Equ. 750M Drawl (V-VI)	31-07-2023	29-10-2023	1.02000%	5.46000%	0.00000%	Act/365	2023-24	1.020000%	25%	91	0.2329858	
JPY Equ. 750M Drawl (V-VI)	30-10-2023	30-01-2024	1.02000%	5.46000%	0.00000%	Act/365	2023-24	1.020000%	25%	93	0.2377997	
JPY Equ. 750M Drawl (V-VI)	31-01-2024	31-03-2024	1.05190%	5.46000%	0.00000%	Act/365	2023-24	1.051900%	25%	61	0.1606542	
JPY Equ. 750M Drawl (V-VI) Weighted Average rate												0.86270%
Mizuho II	01-04-2019	14-07-2019	4.11483%	5.46000%	100.00000%	Act/360	2019-20	4.352284%	100%	0	0	
Mizuho II	15-07-2019	14-01-2020	3.46263%	5.46000%	100.00000%	Act/360	2019-20	3.662808%	100%	0	0	
Mizuho II	15-01-2020	25-03-2020	3.05720%	5.46000%	100.00000%	Act/360	2019-20	3.233763%	100%	0	0	
Mizuho II	26-03-2020	31-03-2020	2.23213%	5.46000%	100.00000%	Act/360	2019-20	2.361043%	100%	0	0	
Mizuho II	01-04-2020	27-09-2020	2.23213%	5.46000%	100.00000%	Act/360	2020-21	2.361043%	100%	0	0	
Mizuho II	28-09-2020	25-03-2021	1.52350%	5.46000%	100.00000%	Act/360	2020-21	1.611487%	100%	0	0	
Mizuho II	26-03-2021	31-03-2021	1.45950%	5.46000%	100.00000%	Act/360	2020-21	1.543791%	100%	0	0	
Mizuho II	01-04-2021	31-08-2021	1.45950%	5.46000%	100.00000%	Act/360	2021-22	1.543791%	100%	0	0	
Mizuho II	01-09-2021	27-09-2021	1.45950%	5.46000%	100.00000%	Act/360	2021-22	1.543791%	100%	0	0	
Mizuho II Weighted Average rate												0.00000%
Euro Loan I Drawl I	07-06-2021	05-12-2021	0.95000%	1.77703%		Act/360	2021-22	0.966882%	100%	0	0	
Euro Loan I Drawl I	06-12-2021	31-03-2022	0.95000%	1.77703%		Act/360	2021-22	0.966882%	100%	0	0	
Euro Loan I Drawl I	01-04-2022	05-06-2022	0.95000%	1.77703%		Act/360	2022-23	0.966882%	100%	0	0	
Euro Loan I Drawl I	06-06-2022	05-12-2022	0.95000%	1.77703%		Act/360	2022-23	0.966882%	100%	0	0	
Euro Loan I Drawl I	06-12-2022	31-03-2023	3.35600%	1.77703%		Act/360	2022-23	3.415637%	100%	0	0	
Euro Loan I Drawl I	01-04-2023	05-06-2023	3.35600%	1.77703%		Act/360	2023-24	3.415637%	100%	66	2.2918924	
Euro Loan I Drawl I	06-06-2023	05-12-2023	4.67800%	1.77703%		Act/360	2023-24	4.761129%	100%	189	8.858081	
Euro Loan I Drawl I	06-12-2023	31-03-2024	4.89500%	1.77703%		Act/360	2023-24	4.981965%	100%	117	5.9260717	
Euro Loan I Drawl I Weighted Average rate												4.66580%
Euro Loan I Drawl II	11-08-2021	31-08-2021	0.95000%	1.743516%		Act/360	2021-22	0.966563%	100%	0	0	

Euro Loan I Drawl II	01-09-2021	05-12-2021	0.95000%	1.743516%		Act/360	2021-22	0.966563%	100%	0	0	
Euro Loan I Drawl II	06-12-2021	31-03-2022	0.95000%	1.743516%		Act/360	2021-22	0.966563%	100%	0	0	
Euro Loan I Drawl II	01-04-2022	05-06-2022	0.95000%	1.743516%		Act/360	2022-23	0.966563%	100%	0	0	
Euro Loan I Drawl II	06-06-2022	05-12-2022	0.95000%	1.743516%		Act/360	2022-23	0.966563%	100%	0	0	
Euro Loan I Drawl II	06-12-2022	31-03-2023	3.35600%	1.743516%		Act/360	2022-23	3.414512%	100%	0	0	
Euro Loan I Drawl II	01-04-2023	05-06-2023	3.35600%	1.743516%		Act/360	2023-24	3.414512%	100%	66	2.2911378	
Euro Loan I Drawl II	06-06-2023	05-12-2023	4.67800%	1.743516%		Act/360	2023-24	4.759562%	100%	183	8.8551645	
Euro Loan I Drawl II	06-12-2023	31-03-2024	4.89500%	1.743516%		Act/360	2023-24	4.980345%	100%	117	5.9241305	
Euro Loan I Drawl II Weighted Average rate												4.66400%
Euro Loan I Drawl III	21-09-2021	05-12-2021	0.95000%	1.743516%		Act/360	2021-22	0.966563%	100%	0	0	
Euro Loan I Drawl III	06-12-2021	31-03-2022	0.95000%	1.743516%		Act/360	2021-22	0.966563%	100%	0	0	
Euro Loan I Drawl III	01-04-2022	05-06-2022	0.95000%	1.743516%		Act/360	2022-23	0.966563%	100%	0	0	
Euro Loan I Drawl III	06-06-2022	05-12-2022	0.95000%	1.743516%		Act/360	2022-23	0.966563%	100%	0	0	
Euro Loan I Drawl III	06-12-2022	31-03-2023	3.35600%	1.743516%		Act/360	2022-23	3.414512%	100%	0	0	
Euro Loan I Drawl III	01-04-2023	05-06-2023	3.35600%	1.743516%		Act/360	2023-24	3.414512%	100%	66	2.2911378	
Euro Loan I Drawl III	06-06-2023	05-12-2023	4.67800%	1.743516%		Act/360	2023-24	4.759562%	100%	183	8.8551645	
Euro Loan I Drawl III	06-12-2023	31-03-2024	4.89500%	1.743516%		Act/360	2023-24	4.980345%	100%	117	5.9241305	
Euro Loan I Drawl III Weighted Average rate												4.66400%
USD 750 Million Drawl I	25-04-2022	24-07-2022	2.12913%	0		Act/360	2022-23	2.129130%	87%	0	0	
USD 750 Million Drawl I	25-07-2022	24-10-2022	3.72082%	0		Act/360	2022-23	3.720820%	87%	0	0	
USD 750 Million Drawl I	25-10-2022	31-03-2023	5.67396%	0		Act/360	2022-23	5.673960%	87%	0	0	
USD 750 Million Drawl I	01-04-2023	24-04-2023	5.67396%	0		Act/360	2023-24	5.673960%	87%	24	1.1998539	
USD 750 Million Drawl I	25-04-2023	24-10-2023	6.26834%	0		Act/360	2023-24	6.268340%	87%	183	10.107284	
USD 750 Million Drawl I	25-10-2023	31-03-2024	6.61909%	0		Act/360	2023-24	6.619090%	87%	159	9.273128	
USD 750 Million Drawl I	25-04-2022	24-07-2022	2.04913%	5.46000%	100.00000%	Act/360	2022-23	2.167474%	13%	0	0	
USD 750 Million Drawl I	25-07-2022	24-10-2022	3.64082%	5.46000%	100.00000%	Act/360	2022-23	3.851195%	13%	0	0	
USD 750 Million Drawl I	25-10-2022	31-03-2023	5.59396%	5.46000%	100.00000%	Act/360	2022-23	5.917030%	13%	0	0	
USD 750 Million Drawl I	01-04-2023	24-04-2023	5.59396%	5.46000%	100.00000%	Act/360	2023-24	5.917030%	13%	24	0.1925017	
USD 750 Million Drawl I	25-04-2023	24-10-2023	6.26834%	5.46000%	100.00000%	Act/360	2023-24	6.630358%	13%	183	1.6447789	
USD 750 Million Drawl I	25-10-2023	31-03-2024	6.53909%	5.46000%	100.00000%	Act/360	2023-24	6.916744%	13%	159	1.4907964	
USD 750 Million Drawl I Weighted Average rate												6.53230%
USD 750 Million Drawl II	29-07-2022	24-10-2022	3.75674%	0		Act/360	2022-23	3.756740%	87%	0	0	
USD 750 Million Drawl II	25-10-2022	31-03-2023	5.67396%	0		Act/360	2022-23	5.673960%	87%	0	0	
USD 750 Million Drawl II	01-04-2023	24-04-2023	5.67396%	0		Act/360	2023-24	5.673960%	87%	24	1.1998539	
USD 750 Million Drawl II	25-04-2023	24-10-2023	6.26834%	0		Act/360	2023-24	6.268340%	87%	183	10.107284	
USD 750 Million Drawl II	25-10-2023	31-03-2024	6.61909%	0		Act/360	2023-24	6.619090%	87%	159	9.273128	
USD 750 Million Drawl II	29-07-2022	24-10-2022	3.67674%	5.46000%	100.00000%	Act/360	2022-23	3.889084%	13%	0	0	
USD 750 Million Drawl II	25-10-2022	31-03-2023	5.59396%	5.46000%	100.00000%	Act/360	2022-23	5.917030%	13%	0	0	
USD 750 Million Drawl II	01-04-2023	24-04-2023	5.59396%	5.46000%	100.00000%	Act/360	2023-24	5.917030%	13%	24	0.1925017	
USD 750 Million Drawl II	25-04-2023	24-10-2023	6.26834%	5.46000%	100.00000%	Act/360	2023-24	6.630358%	13%	183	1.6447789	
USD 750 Million Drawl II	25-10-2023	31-03-2024	6.53909%	5.46000%	100.00000%	Act/360	2023-24	6.916744%	13%	159	1.4907964	
USD 750 Million Drawl II Weighted Average rate												6.53230%
USD 750 Million Drawl III	28-09-2022	24-10-2022	4.41820%	0		Act/360	2022-23	4.418200%	87%	0	0	
USD 750 Million Drawl III	25-10-2022	31-03-2023	5.67396%	0		Act/360	2022-23	5.673960%	87%	0	0	
USD 750 Million Drawl III	01-04-2023	24-04-2023	5.67396%	0		Act/360	2023-24	5.673960%	87%	24	1.1998539	
USD 750 Million Drawl III	25-04-2023	24-10-2023	6.26834%	0		Act/360	2023-24	6.268340%	87%	183	10.107284	
USD 750 Million Drawl III	25-10-2023	31-03-2024	6.61909%	0		Act/360	2023-24	6.619090%	87%	159	9.273128	
USD 750 Million Drawl III	28-09-2022	24-10-2022	4.06820%	5.46000%	100.00000%	Act/360	2022-23	4.303152%	13%	0	0	
USD 750 Million Drawl III	25-10-2022	31-03-2023	5.59396%	5.46000%	100.00000%	Act/360	2022-23	5.917030%	13%	0	0	

USD 750 Million Drawl III	01-04-2023	24-04-2023	5.59396%	5.46000%	100.00000%	Act/360	2023-24	5.917030%	13%	24	0.1925017	
USD 750 Million Drawl III	25-04-2023	24-10-2023	6.26834%	5.46000%	100.00000%	Act/360	2023-24	6.630358%	13%	183	1.6447789	
USD 750 Million Drawl III	25-10-2023	31-03-2024	6.53909%	5.46000%	100.00000%	Act/360	2023-24	6.916744%	13%	159	1.4907964	
USD 750 Million Drawl III Weighted Average rate												6.53220%
USD 750 Million Drawl IV	09-11-2022	31-03-2023	5.71764%	0		Act/360	2022-23	5.717640%	87%	0	0	
USD 750 Million Drawl IV	01-04-2023	24-04-2023	5.71764%	0		Act/360	2023-24	5.717640%	87%	24	1.2090907	
USD 750 Million Drawl IV	25-04-2023	24-10-2023	6.26834%	0		Act/360	2023-24	6.268340%	87%	183	10.107284	
USD 750 Million Drawl IV	25-10-2023	31-03-2024	6.61909%	0		Act/360	2023-24	6.619090%	87%	159	9.273128	
USD 750 Million Drawl IV	09-11-2022	31-03-2023	5.63764%	5.46000%	100.00000%	Act/360	2022-23	5.963232%	13%	0	0	
USD 750 Million Drawl IV	01-04-2023	24-04-2023	5.63764%	5.46000%	100.00000%	Act/360	2023-24	5.963232%	13%	24	0.1940048	
USD 750 Million Drawl IV	25-04-2023	24-10-2023	6.26834%	5.46000%	100.00000%	Act/360	2023-24	6.630358%	13%	183	1.6447789	
USD 750 Million Drawl IV	25-10-2023	31-03-2024	6.53909%	5.46000%	100.00000%	Act/360	2023-24	6.916744%	13%	159	1.4907964	
USD 750 Million Drawl IV Weighted Average rate												6.53830%
USD 750 Million Drawl V	23-12-2022	31-03-2023	5.71764%	0		Act/360	2022-23	5.717640%	87%	0	0	
USD 750 Million Drawl V	01-04-2023	24-04-2023	5.71764%	0		Act/360	2023-24	5.717640%	87%	24	1.2090907	
USD 750 Million Drawl V	25-04-2023	24-10-2023	6.26834%	0		Act/360	2023-24	6.268340%	87%	183	10.107284	
USD 750 Million Drawl V	25-10-2023	31-03-2024	6.61909%	0		Act/360	2023-24	6.619090%	87%	159	9.273128	
USD 750 Million Drawl V	23-12-2022	31-03-2023	5.63764%	5.46000%	100.00000%	Act/360	2022-23	5.963232%	13%	0	0	
USD 750 Million Drawl V	01-04-2023	24-04-2023	5.63764%	5.46000%	100.00000%	Act/360	2023-24	5.963232%	13%	24	0.1940048	
USD 750 Million Drawl V	25-04-2023	24-10-2023	6.26834%	5.46000%	100.00000%	Act/360	2023-24	6.630358%	13%	183	1.6447789	
USD 750 Million Drawl V	25-10-2023	31-03-2024	6.53909%	5.46000%	100.00000%	Act/360	2023-24	6.916744%	13%	159	1.4907964	
USD 750 Million Drawl V Weighted Average rate												6.53830%
USD 750 Million Drawl VI	08-02-2023	31-03-2023	5.71764%	0		Act/360	2022-23	5.717640%	87%	0	0	
USD 750 Million Drawl VI	01-04-2023	24-04-2023	5.71764%	0		Act/360	2023-24	5.717640%	87%	24	1.2090907	
USD 750 Million Drawl VI	25-04-2023	24-10-2023	6.26834%	0		Act/360	2023-24	6.268340%	87%	183	10.107284	
USD 750 Million Drawl VI	25-10-2023	31-03-2024	6.61909%	0		Act/360	2023-24	6.619090%	87%	159	9.273128	
USD 750 Million Drawl VI	08-02-2023	31-03-2023	5.63764%	5.46000%	100.00000%	Act/360	2022-23	5.963232%	13%	0	0	
USD 750 Million Drawl VI	01-04-2023	24-04-2023	5.63764%	5.46000%	100.00000%	Act/360	2023-24	5.963232%	13%	24	0.1940048	
USD 750 Million Drawl VI	25-04-2023	24-10-2023	6.26834%	5.46000%	100.00000%	Act/360	2023-24	6.630358%	13%	183	1.6447789	
USD 750 Million Drawl VI	25-10-2023	31-03-2024	6.53909%	5.46000%	100.00000%	Act/360	2023-24	6.916744%	13%	159	1.4907964	
USD 750 Million Drawl VI Weighted Average rate												6.53530%
JPY Equ. $400 Million Drawl I	15-05-2023	14-11-2023	1.20000%	0		Act/365	2023-24	1.200000%	100%	184	2.2140493	
JPY Equ. $400 Million Drawl I	15-11-2023	31-03-2024	1.21218%	0		Act/365	2023-24	1.212180%	100%	138	1.6773914	
JPY Equ. $400 Million Drawl I Weighted Average rate												1.20850%
JPY Equ. $400 Million Drawl II	24-07-2023	14-11-2023	1.20000%	0		Act/365	2023-24	1.200000%	100%	114	1.3717479	
JPY Equ. $400 Million Drawl II	15-11-2023	31-03-2024	1.21218%	0		Act/365	2023-24	1.212180%	100%	138	1.6773914	
JPY Equ. $400 Million Drawl II Weighted Average rate												1.21000%
JPY Equ. $400 Million Drawl III	25-09-2023	14-11-2023	1.20000%	0		Act/365	2023-24	1.200000%	100%	51	0.6136787	
JPY Equ. $400 Million Drawl III	15-11-2023	31-03-2024	1.21218%	0		Act/365	2023-24	1.212180%	100%	138	1.6773914	
JPY Equ. $400 Million Drawl III Weighted Average rate												1.21220%
JPY Equ. $400 Million Drawl IV	23-12-2023	31-03-2024	1.21886%	0		Act/365	2023-24	1.218860%	100%	101	1.2344213	
JPY Equ. $400 Million Drawl IV Weighted Average rate												1.22220%
JBIC Green I Drawl I	25-02-2021	16-03-2021	0.92000%	0.00000%		Act/360	2020-21	0.920000%	100%	0	0	
JBIC Green I Drawl I	17-03-2021	31-03-2021	0.92000%	0.00000%		Act/360	2020-21	0.920000%	100%	0	0	
JBIC Green I Drawl I	01-04-2021	16-09-2021	0.92000%	0.00000%		Act/360	2021-22	0.920000%	100%	0	0	
JBIC Green I Drawl I	17-09-2021	16-03-2022	0.92000%	0.00000%		Act/360	2021-22	0.920000%	100%	0	0	

JBIC Green I Drawl I	17-03-2022	31-03-2022	0.96017%	0.00000%	Act/360	2021-22	0.960170%	100%	0	0	
JBIC Green I Drawl I	01-04-2022	19-09-2022	0.96017%	0.00000%	Act/360	2022-23	0.960170%	100%	0	0	
JBIC Green I Drawl I	20-09-2022	16-03-2023	0.93264%	0.00000%	Act/360	2022-23	0.932640%	100%	0	0	
JBIC Green I Drawl I	17-03-2023	31-03-2023	0.93557%	0.00000%	Act/360	2022-23	0.935570%	100%	0	0	
JBIC Green I Drawl I	01-04-2023	18-09-2023	0.93557%	0.00000%	Act/360	2023-24	0.935570%	100%	171	1.6264884	
JBIC Green I Drawl I	19-09-2023	17-03-2024	0.95966%	0.00000%	Act/360	2023-24	0.959660%	100%	181	1.7659343	
JBIC Green I Drawl I	18-03-2024	31-03-2024	1.07223%	0.00000%	Act/360	2023-24	1.072230%	100%	14	0.1526141	
JBIC Green I Drawl I Weighted Average rate											0.96880%
JBIC Green I Drawl II	27-09-2021	16-03-2022	0.92000%	0.00000%	Act/360	2021-22	0.920000%	100%	0	0	
JBIC Green I Drawl II	17-03-2022	31-03-2022	0.96017%	0.00000%	Act/360	2021-22	0.960170%	100%	0	0	
JBIC Green I Drawl II	01-04-2022	19-09-2022	0.96017%	0.00000%	Act/360	2022-23	0.960170%	100%	0	0	
JBIC Green I Drawl II	20-09-2022	16-03-2023	0.93264%	0.00000%	Act/360	2022-23	0.932640%	100%	0	0	
JBIC Green I Drawl II	17-03-2023	31-03-2023	0.93557%	0.00000%	Act/360	2022-23	0.935570%	100%	0	0	
JBIC Green I Drawl II	01-04-2023	18-09-2023	0.93557%	0.00000%	Act/360	2023-24	0.935570%	100%	171	1.6264884	
JBIC Green I Drawl II	19-09-2023	17-03-2024	0.95966%	0.00000%	Act/360	2023-24	0.959660%	100%	181	1.7659343	
JBIC Green I Drawl II	18-03-2024	31-03-2024	1.07223%	0.00000%	Act/360	2023-24	1.072230%	100%	14	0.1526141	
JBIC Green I Drawl II Weighted Average rate											0.96880%
JBIC Green I Drawl III	11-01-2022	16-03-2022	0.92000%	0.00000%	Act/360	2021-22	0.920000%	100%	0	0	
JBIC Green I Drawl III	17-03-2022	31-03-2022	0.96017%	0.00000%	Act/360	2021-22	0.960170%	100%	0	0	
JBIC Green I Drawl III	01-04-2022	19-09-2022	0.96017%	0.00000%	Act/360	2022-23	0.960170%	100%	0	0	
JBIC Green I Drawl III	20-09-2022	16-03-2023	0.93264%	0.00000%	Act/360	2022-23	0.932640%	100%	0	0	
JBIC Green I Drawl III	17-03-2023	31-03-2023	0.93557%	0.00000%	Act/360	2022-23	0.935570%	100%	0	0	
JBIC Green I Drawl III	01-04-2023	18-09-2023	0.93557%	0.00000%	Act/360	2023-24	0.935570%	100%	171	1.6264884	
JBIC Green I Drawl III	19-09-2023	17-03-2024	0.95966%	0.00000%	Act/360	2023-24	0.959660%	100%	181	1.7659343	
JBIC Green I Drawl III	18-03-2024	31-03-2024	1.07223%	0.00000%	Act/360	2023-24	1.072230%	100%	14	0.1526141	
JBIC Green I Drawl III Weighted Average rate											0.96880%
JBIC Green I Drawl IV	28-04-2022	19-09-2022	0.95702%	0.00000%	Act/360	2022-23	0.957030%	100%	0	0	
JBIC Green I Drawl IV	20-09-2022	16-03-2023	0.93264%	0.00000%	Act/360	2022-23	0.932640%	100%	0	0	
JBIC Green I Drawl IV	17-03-2023	31-03-2023	0.93557%	0.00000%	Act/360	2022-23	0.935570%	100%	0	0	
JBIC Green I Drawl IV	01-04-2023	18-09-2023	0.93557%	0.00000%	Act/360	2023-24	0.935570%	100%	171	1.6264884	
JBIC Green I Drawl IV	19-09-2023	17-03-2024	0.95966%	0.00000%	Act/360	2023-24	0.959660%	100%	181	1.7659343	
JBIC Green I Drawl IV	18-03-2024	31-03-2024	1.07223%	0.00000%	Act/360	2023-24	1.072200%	100%	14	0.1526141	
JBIC Green I Drawl IV Weighted Average rate											0.96880%

Sr. No.	Bank	ROI on prepayment date	Date of Prepayment	Replaced with Bank	ROI of relplaced Loan	Prepayment Amount	Benefit(%)	Benefit(%) retained with NTPC
Prepayment of Loans in 2020-21								
1	Syndicate Bank-III	7.20%	24-Aug-20	Axis Bank-III	6.30%	500000000	0.90%	0.45%
2	Syndicate Bank-IV	7.20%	24-Aug-20	Axis Bank-III	6.30%	400000000	0.90%	0.45%
3	Vijaya Bank-VI	7.15%	24-Aug-20	Axis Bank-III	6.30%	180000000	0.85%	0.43%
4	Bank of India-II	6.70%	7-Dec-20	Bank of India-IV	6.00%	960000000	0.70%	0.35%
5	Bank of India-III	6.70%	7-Dec-20	Bank of India-IV	6.00%	500000000	0.70%	0.35%
						2540000000		
Prepayment of Loans during 2022-23								
1	Axis Bank-II	8.30%	29-Mar-23	Axis bank-IV	8.00%	3760000000	0.30%	0.15%
2	Axis Bank-III	8.30%	29-Mar-23	Axis bank-IV	8.00%	1080000000	0.30%	0.15%
						4840000000.00		

Form-15B
ADDITIONAL FORM

Name of the Company	NTPC Limited
Name of the Power Station	Gadarwara STPS

Computation of Energy Charges

			2020-21(1.3.21-31.3.21)	2021-22	2022-23	2023-24
1	Rate of Energy Charge from Sec. Fuel Oil/ Alternate Fuel (p/kwh)	$(REC)_s$ = $(Q_s)_s$ X P_s	2.222	2.155	3.144	4.644
2	Heat Contribution from SFO / Alternate Fuel	(H_s) = $(Gs)_s$ X $(GCV)_s$	5.309	5.309	4.617	4.690
3	Heat Contribution from coal	$(H_c)_s$ = GHR- H_s	2257.48	2257.48	2258.18	2258.10
4	Specific Primary Fuel Consumption	$(Qp)_s$ = H_c/ $(GCV)_c$	0.664	0.669	0.618	0.647
5	Rate of Energy charge from Primary Fuel (p/kwh)	$(REC)_c$	235.923	241.411	278.499	385.198
6	Rate of Energy charge ex-bus (p/kWh)	(REC) = $((REC)_c + (REC)_s)$ / (1-(AUX))	254.021	259.803	300.419	415.832

		2020-21(1.3.21-31.3.21)	2021-22	2022-23	2023-24
No of Days in the year	Days	365	365	365	366
Sp. Oil consumption	ml/kwh	0.5	0.5	0.5	0.5
Auxiliary consumption	%	6.25	6.25	6.25	6.25
Heat Rate	Kcal/Kwh	2,262.79	2,262.79	2,262.79	2,262.79
Computation of Variable Charges					
Variable Charge (Coal)	p/kwh	251.651	257.505	297.066	410.878
Variable Charge (Oil)	p/kwh	2.371	2.298	3.353	4.954
Total	p/kwh	254.021	259.803	300.419	415.832

Price of fuel from Form-15/15A

Coal Cost	(Rs./MT)	3554.97	3609.52	4504.39	5952.27
Oil Cost	(Rs./KL)	44447.69	43093.69	62871.38	92886.55

Computation of Fuel Expenses for Calculation of IWC:

ESO in a year	(MUs)	11169.00	11169.00	11169.00	11199.60
ESO for 50 Days	(MUs)	1530.000	1530.000	1530.000	1530.000
Cost of coal for 50 Days	(Rs. Lakh)	38502.55	39398.29	45451.05	62864.27
Cost of oil for 2 months	(Rs. Lakh)	441.28	427.63	624.19	924.70
Energy Expenses for 45 days	(Rs. Lakh)	34978.72	35774.94	41367.67	57260.00

Coal		2020-21(1.3.21-31.3.21)	2021-22	2022-23	2023-24
Wtd. Avg. Price of Coal	Rs./MT	3554.97	3609.52	4504.39	5952.27
Wtd. Avg. GCV of Coal as received	kCal/Kg	3486.67	3460.33	3737.33	3574.33
Wtd. Avg. GCV of Coal as received after adjustement of 85 kcal/kg		3401.67	3375.33	3652.33	3489.33
Sec. Oil					
Wtd. Avg. Price of Secondary Fuel	Rs/KL	44447.69	43093.69	62871.38	92886.55
Wtd. Avg. GCV of Secondary Fuel	kCal/L	10617.67	10618.00	9233.33	9379.67

PETITIONER

Form-15A

Details/Information to be submitted in respect of Fuel for Computation of Energy Charges

Name of the Petitioner:- **NTPC Ltd.**

Name of the Generating Station: Gadarwara STPS(2*800 MW)

Month:-			Dec-2020	Jan-2021	Feb-2021
S.No.	Particulars	Unit	Secondary Fuel (LDO)	Secondary Fuel (LDO)	Secondary Fuel (LDO)
			(i)	(i)	(i)
1	Opening Stock of Secondary Fuel	(KL)	4,797.98	3,853.87	2,897.71
2	Value of Opening Stock	(Rs.)	20,65,66,019.00	16,83,45,043.00	12,72,06,806.00
3	Quantity of Secondary Fuel/ supplied by Secondary Fuel/ Company	(KL)	159.00	1,117.04	1,457.04
4	Adjustment (-) in quantity supplied by Secondary Fuel/ Company	(KL)	-	-	
5	Secondary Fuel Supplied by Secondary Fuel / Company (3-4)	(KL)	159.00	1,117.04	1,457.04
6	Normative transit & Handling losses (for Secondary Fuel / based projects)	(KL)	-	-	-
7	Net Secondary Fuel / supplied (5-6)	(KL)	159.00	1,117.04	1,457.04
8	Amount Charged by the Secondary Fuel/ Company	(Rs.)	73,92,963.00	5,32,11,576.00	7,31,61,801.00
9	Adjustment (+/-) in amount charged by Secondary Fuel/ Company	(Rs.)			
10	Handling, Sampling & Such other similar charges	(Rs.)	-	-	-
11	Total Amount Charged (8+9+10)	(Rs.)	73,92,963.00	5,32,11,576.00	7,31,61,801.00
12	Transportation charges by Rail/Ship/Road Transport	(Rs.)	-	-	
13	Adjustment (+/-) in amount charged by Rail/Ship/Road Company	(Rs.)	-	-	-
14	Demurrage charges , if any	(Rs.)	-	-	-
15	Cost of diesel in transporting Secondary Fuel through MGR system if applicable	(Rs.)	-	-	-
16	Total Transportation Charges (12-13+14+15)	(Rs.)	-	-	-
17	Total amount charged for Secondary Fuel/ supplied including transportation (11+16)	(Rs.)	73,92,963.00	5,32,11,576.00	7,31,61,801.00
18	Landed cost of Secondary Fuel/ (2+17) / (1+7)	Rs./KL	43,163.17	44,168.34	46,011.56
19	Blending Ratio		1.00	1.00	1.00
20	Weighted Average Cost of Secondary Fuel/ For the month	Rs./KL	**43163.17**	**44168.34**	**46011.56**
21	GCV of Domestic Secondary Fuel of the opening Secondary Fuel stock as per bill of Se	(kcal/KL)	NA	NA	NA
22	GCV of Domestic Secondary Fuel supplied as per bill of Secondary Fuel Company,	(kcal/KL)	NA	NA	NA
23	GCV of Imported Secondary Fuel of the opening stock as per bill Secondary Fuel Comp	(kcal/KL)			
24	GCV of Imported Secondary Fuel supplied as per bill Secondary Fuel Company	(kcal/KL)			
25	Weighted average GCV of Secondary Fuel/ as Billed	(kcal/KL)	NA	NA	NA
26	GCV of Domestic Secondary Fuel of the opening stock as received at Station	(kcal/KL)	10,618.00	10,618.00	10,617.00
27	GCV of Domestic Secondary Fuel supplied as received at Station	(kcal/KL)	10,620.00	10,614.00	10,620.00
28	GCV of Imported Secondary Fuel of opening stock as received at Station	(kcal/KL)			
29	GCV of Imported Secondary Fuel of supplied as received at Station	(kcal/KL)			
30	Weighted average GCV of Secondary Fuel/ as Received	(kcal/KL)	**10618.00**	**10617.00**	**10618.00**

Wt Avg price of Oil as received **44447.69**

Wt Avg GCV of Oil as received **10617.67**

(Petitioner)

Form-15A

Details/Information to be submitted in respect of Fuel for Computation of Energy Charges

Name of the Petitioner:- **NTPC Ltd.**

Name of the Generating Station: Gadarwara STPS(2*800 MW)

Month:-			Oct-2020	Nov-2020	Dec-2020
S.No.	Particulars	Unit	Secondary Fuel (LDO)	Secondary Fuel (LDO)	Secondary Fuel (LDO)
			(I)	(I)	(I)
1	Opening Stock of Secondary Fuel	(KL)	5,083.00	5,170.00	4,797.98
2	Value of Opening Stock	(Rs.)	21,92,26,538.00	22,26,18,230.00	20,65,66,019.00
3	Quantity of Secondary Fuel/ supplied by Secondary Fuel/ Company	(KL)			159.00
4	Adjustment (-) in quantity supplied by Secondary Fuel/ Company	(KL)	-	-	-
5	Secondary Fuel Supplied by Secondary Fuel / Company (3-4)	(KL)	132.00	-	159.00
6	Normative transit & Handling losses (for Secondary Fuel / based projects)	(KL)	-	-	-
7	Net Secondary Fuel / supplied (5-6)	(KL)	132.00	-	159.00
8	Amount Charged by the Secondary Fuel/ Company	(Rs.)	82,99,587.00		73,92,863.00
9	Adjustment (+/-) in amount charged by Secondary Fuel/ Company	(Rs.)			
10	Handling, Sampling & Such other similar charges	(Rs.)	-	-	-
11	Total Amount Charged (8+9+10)	(Rs.)	82,99,587.00	-	73,92,863.00
12	Transportation charges by Rail/Ship/Road Transport	(Rs.)	-	-	-
13	Adjustment (+/-) in amount charged by Rail/Ship/Road Company	(Rs.)	-	-	-
14	Demurrage charges , if any	(Rs.)	-	-	-
15	Cost of diesel in transporting Secondary Fuel through MGR system if applicable	(Rs.)	-	-	-
16	Total Transportation Charges (12+13+14+15)	(Rs.)	-	-	-
17	Total amount charged for Secondary Fuel/ supplied including transportation (11+16)	(Rs.)	82,99,587.00	-	73,92,863.00
18	Landed cost of Secondary Fuel/ (2+17) / (1+7)	Rs./KL	43,059.27	43,058.62	43,163.17
19	Blending Ratio		1.00	1.00	1.00
20	Weighted Average Cost of Secondary Fuel/ For the month	Rs./KL	**43059.27**	**43058.62**	**43163.17**
21	GCV of Domestic Secondary Fuel of the opening Secondary Fuel stock as per bill of Se	(kcal/KL)	NA	NA	NA
22	GCV of Domestic Secondary Fuel supplied as per bill of Secondary Fuel Company,	(kcal/KL)	NA	NA	NA
23	GCV of Imported Secondary Fuel of the opening stock as per bill Secondary Fuel Comp	(kcal/KL)			
24	GCV of Imported Secondary Fuel supplied as per bill Secondary Fuel Company	(kcal/KL)			
25	Weighted average GCV of Secondary Fuel/ as Billed	(kcal/KL)	NA	NA	NA
26	GCV of Domestic Secondary Fuel of the opening stock as received at Station	(kcal/KL)	10,618.00	10,618.00	10,618.00
27	GCV of Domestic Secondary Fuel supplied as received at Station	(kcal/KL)	10,630.00	-	10,618.00
28	GCV of Imported Secondary Fuel of opening stock as received at Station	(kcal/KL)			
29	GCV of Imported Secondary Fuel of supplied as received at Station	(kcal/KL)			
30	Weighted average GCV of Secondary Fuel/ as Received	(kcal/KL)	**10618.00**	**10618.00**	**10618.00**

Wt Avg price of Oil as received **43093.69**

Wt Avg GCV of Oil as received **10618.00**

(Petitioner)

Form-15A

Details/Information to be submitted in respect of Fuel for Computation of Energy Charges

Name of the Petitioner:- **NTPC Ltd.**

Name of the Generating Station: Gadarwara STPS(2*800 MW)

Month:-			Oct-2021	Nov-2021	Dec-2021
S.No.	Particulars	Unit	Secondary Fuel (LDO)	Secondary Fuel (LDO)	Secondary Fuel (LDO)
			(I)	(I)	(I)
A	**OPENING QUANTITY**				
1	Opening Stock of Secondary Fuel	(KL)	2,537.48	1,963.72	1,975.86
2	Value of Opening Stock	(Rs.)	14,97,23,176.48	11,79,97,673.61	12,83,47,302.46
B	**QUANTITY**				
3	Quantity of Secondary Fuel/ supplied by Secondary Fuel/ Company	(KL)	535.00	867.00	2,538.62
4	Adjustment.(-) in quantity supplied by Secondary Fuel/ Company	(KL)	-	-	-
5	Secondary Fuel Supplied by Secondary Fuel / Company (3-4)	(KL)	535.00	867.00	2,538.62
6	Normative transit & Handling losses (for Secondary Fuel / based projects)	(KL)	-	-	-
7	Net Secondary Fuel / supplied (5-6)	(KL)	535.00	867.00	2,538.62
C	**PRICE**				
8	Amount Charged by the Secondary Fuel/ Company	(Rs.)	3,09,97,384.88	5,95,40,575.27	17,10,56,548.06
9	Adjustment.(+/-) in amount charged by Secondary Fuel/ Company	(Rs.)		-	
10	Handling, Sampling & Such other similar charges	(Rs.)	-	-	-
11	Total Amount Charged (8+9+10)	(Rs.)	3,09,97,384.88	5,95,40,575.27	17,10,56,548.06
D	**TRANSPORTATION**				
12	Transportation charges by Rail/Ship/Road Transport	(Rs.)	-	-	-
13	Adjustment.(+/-) in amount charged by Rail/Ship/Road Company	(Rs.)	-	-	-
14	Demurrage charges , if any	(Rs.)	-	-	-
15	Cost of diesel in transporting Secondary Fuel through MGR system if applicable	(Rs.)	-	-	-
16	Total Transportation Charges (12-13+14+15)	(Rs.)	-	-	-
17	Total amount charged for Secondary Fuel/ supplied including transportation (11+16)	(Rs.)	3,09,97,384.88	5,95,40,575.27	17,10,56,548.06
E	**TOTAL COST**				
18	**Landed cost of Secondary Fuel/ (3+17) / (1+7)**	Rs./KL	59,795.92	62,940.76	65,877.47
19	Blending Ratio		1.00	1.00	1.00
20	Weighted Average Cost of Secondary Fuel	Rs./KL	**59795.92**	**62940.76**	**65877.47**
F	**QUALITY**				
21	GCV of Domestic Secondary Fuel of the opening Secondary Fuel stock as per bill of Secor	(kcal/KL)	NA	NA	NA
22	GCV of Domestic Secondary Fuel supplied as per bill of Secondary Fuel Company.	(kcal/KL)	NA	NA	NA
23	GCV of Imported Secondary Fuel of the opening stock as per bill Secondary Fuel Compan	(kcal/KL)			
24	GCV of Imported Secondary Fuel supplied as per bill Secondary Fuel Company	(kcal/KL)			
25	Weighted average GCV of Secondary Fuel/ as Billed	(kcal/KL)	NA	NA	NA
26	GCV of Domestic Secondary Fuel of the opening stock as received at Station	(kcal/KL)	9,227.00	9,227.00	9,236.00
27	GCV of Domestic Secondary Fuel supplied as received at Station	(kcal/KL)	9,226.00	9,260.00	9,232.00
28	GCV of Imported Secondary Fuel of opening stock as received at Station	(kcal/KL)			
29	GCV of Imported Secondary Fuel of supplied as received at Station	(kcal/KL)			
30	**Weighted average GCV of Secondary Fuel/ as Received**	(kcal/KL)	**9227.00**	**9238.00**	**9235.00**

Wt Avg price of Oil as received	**62971.38**
Wt Avg GCV of Oil as received	**9233.33**

(Petitioner)

Form-15A

Details/Information to be submitted in respect of Fuel for Computation of Energy Charges

Name of the Petitioner:- **NTPC Ltd.**

Name of the Generating Station: Gadarwara STPS(2*800 MW)

Month:-			Oct-2022	Nov-2022	Dec-2022
S.No.	Particulars	Unit	Secondary Fuel (LDO)	Secondary Fuel (LDO)	Secondary Fuel (LDO)
			(I)	(I)	(I)
A	**OPENING QUANTITY**				
1	Opening Stock of Secondary Fuel	(KL)	2,212.42	2,839.40	3,057.46
2	Value of Opening Stock	(Rs.)	20,68,44,943.64	26,08,56,329.62	28,52,26,773.96
B	**QUANTITY**				
3	Quantity of Secondary Fuel/ supplied by Secondary Fuel/ Company	(KL)	1,462.86	808.00	148.54
4	Adjustment.(-) in quantity supplied by Secondary Fuel/ Company	(KL)	-	-	-
5	Secondary Fuel Supplied by Secondary Fuel / Company (3-4)	(KL)	1,462.86	808.00	148.54
6	Normative transit & Handling losses (for Secondary Fuel / based projects)	(KL)	-	-	-
7	Net Secondary Fuel / supplied (5-6)	(KL)	1,462.86	808.00	148.54
C	**PRICE**				
8	Amount Charged by the Secondary Fuel/ Company	(Rs.)	13,27,99,483.47	6,08,52,702.64	1,31,05,993.00
9	Adjustment.(+/-) in amount charged by Secondary Fuel/ Company	(Rs.)		-	
10	Handling, Sampling & Such other similar charges	(Rs.)	-	-	-
11	Total Amount Charged (8+9+10)	(Rs.)	13,27,99,483.47	6,08,52,702.64	1,31,05,993.00
D	**TRANSPORTATION**				
12	Transportation charges by Rail/Ship/Road Transport	(Rs.)	-	-	-
13	Adjustment.(+/-) in amount charged by Rail/Ship/Road Company	(Rs.)	-	-	-
14	Demurrage charges , if any	(Rs.)	-	-	-
15	Cost of diesel in transporting Secondary Fuel through MGR system if applicable	(Rs.)	-	-	-
16	Total Transportation Charges (12-13+14+15)	(Rs.)	-	-	-
17	Total amount charged for Secondary Fuel/ supplied including transportation (11+16)	(Rs.)	13,27,99,483.47	6,08,52,702.64	1,31,05,993.00
E	**TOTAL COST**				
18	**Landed cost of Secondary Fuel/ (3+17) / (1+7)**	Rs./KL	92,413.46	93,203.87	93,042.32
19	Blending Ratio		1.00	1.00	1.00
20	Weighted Average Cost of Secondary Fuel	Rs./KL	**92413.46**	**93203.87**	**93042.32**
F	**QUALITY**				
21	GCV of Domestic Secondary Fuel of the opening Secondary Fuel stock as per bill of Secor	(kcal/KL)	NA	NA	NA
22	GCV of Domestic Secondary Fuel supplied as per bill of Secondary Fuel Company.	(kcal/KL)	NA	NA	NA
23	GCV of Imported Secondary Fuel of the opening stock as per bill Secondary Fuel Compan	(kcal/KL)	NA		
24	GCV of Imported Secondary Fuel supplied as per bill Secondary Fuel Company	(kcal/KL)	NA		
25	Weighted average GCV of Secondary Fuel/ as Billed	(kcal/KL)		NA	NA
26	GCV of Domestic Secondary Fuel of the opening stock as received at Station	(kcal/KL)	9,303.00	9,428.00	9,360.00
27	GCV of Domestic Secondary Fuel supplied as received at Station	(kcal/KL)	9,409.00	9,428.00	9,491.00
28	GCV of Imported Secondary Fuel of opening stock as received at Station	(kcal/KL)			
29	GCV of Imported Secondary Fuel of supplied as received at Station	(kcal/KL)			
30	**Weighted average GCV of Secondary Fuel/ as Received**	(kcal/KL)	**9345.00**	**9428.00**	**9366.00**

Wt Avg price of Oil as received	**92888.55**
Wt Avg GCV of Oil as received	**9379.57**

(Petitioner)

Form-15

Details/Information to be submitted in respect of Fuel for Computation of Energy Charges

Name of the Petitioner: NTPC Ltd.

Name of the Generating Station: Gadarwara STPS(2*800MW)

Month:-

Sl.No.	Particulars	Unit	Dec-2020			Jan-2021			Feb-2021		
			Domestic Coal (Others)	Domestic Coal (NTPC Mines)	Special Arrangement Coal	Domestic Coal (Others)	Domestic Coal (NTPC Mines)	Special Arrangement Coal	Domestic Coal (Others)	Domestic Coal (NTPC Mines)	Special Arrangement Coal
1	Opening Stock of Coal	(MT)	43,414.00	15,778.00	1,00,934.00	1,27,396.00	1,006.00	83,366.00	1,61,113.00	1,006.19	16,234.00
2	Value of Opening Stock	(Rs.)	15,18,26,589.00	6,80,89,772.00	36,26,97,976.00	43,99,59,967.00	44,81,454.00	28,99,10,830.00	55,31,41,965.00	44,81,454.00	5,59,59,126.00
3	Quantity of Coal/lignite supplied by Coal/lignite Company	(MT)	1,98,199.00	-	39,000.00	2,33,026.00	-	64,997.00	3,06,551.00	-	44,123.00
4	Adjustment (+) in quantity supplied by Coal/Lignite Company	(MT)									
5	Coal Supplied by Coal /Lignite Company (3-4)	(MT)	1,98,199.00	-	39,000.00	2,33,026.00	-	64,997.00	3,06,551.00	-	44,123.00
6	Normative transit & Handling losses (for Coal / Lignite based projects)	(MT)	1,586.00	-	313.00	1,864.21	-	520.00	2,452.00	-	353.00
7	Net Coal / Lignite supplied (5-6)	(MT)	1,96,613.00	-	38,787.00	2,31,161.00	-	64,477.00	3,04,099.00	-	43,770.00
8	Amount Charged by the Coal/Lignite Company	(Rs.)	37,99,92,900.00	-	6,85,74,520.00	48,83,85,054.00	-	11,83,79,548.00	68,80,44,588.00	-	9,08,77,457.00
9	Adjustment(+/-) in amount charged by Coal/Lignite Company	(Rs.)	-83,01,570.00	-	-72,49,712.00	1,93,80,852.00	-	-2,79,944.00	1,42,64,294.00	-	2,74,259.00
10	Handling, Sampling & Such other similar charges	(Rs.)	49,72,788.00	-	12,80,044.00	84,99,247.00	-	23,67,978.00	1,56,56,137.00	-	22,82,212.00
11	Total Amount Charged (8+9+10)	(Rs.)	37,66,64,018.00	-	6,26,04,852.00	49,62,55,153.00	-	12,04,67,480.00	69,81,65,019.00	-	9,32,33,928.00
12	Transportation charges by Rail/Ship/Road Transport	(Rs.)	34,84,02,424.00	-	7,00,85,469.00	29,68,05,937.00	-	9,94,19,418.00	45,62,91,991.00	-	8,59,12,483.00
13	Adjustment (+/-) in amount charged by Rail/Ship/Road Company	(Rs.)									
14	Demurrage charges , if any	(Rs.)	4,89,61,336.00		99,51,230.00				1,46,792.00		21,129.00
15	Cost of diesel in transporting coal through MGR system if applicable	(Rs.)									
16	Total Transportation Charges (12+13+14+15)	(Rs.)	29,84,41,088.00	-	6,02,34,239.00	29,68,05,937.00	-	9,94,19,418.00	45,61,45,199.00	-	8,59,91,274.00
17	Total amount charged for Coal/Lignite supplied including transportation (11+16)	(Rs.)	67,71,05,104.00	-	12,28,39,091.00	79,10,61,090.00	-	21,99,86,898.00	1,15,23,10,126.00	-	14,91,25,202.00
18	Landed cost of coal/Lignite (2+17) / (1+7)	Rs./MT	3,453.49	4,453.93	3,475.54	3,433.28	4,454.73	3,447.09	3,665.98	4,453.88	3,417.88
19	Blending Ratio		0.60	0.10	0.30	0.60	-	0.40	1.00	-	-
20	Weighted Average Cost of Coal/Lignite For the month	Rs./MT	3560.15			3438.80			3665.98		
21	GCV of Domestic Coal of the opening coal stock as per bill of Coal Company, EQ Basis	(kcal/kg)	4,097.00	4,154.00	4,124.00	4,056.00	4,154.00	3,946.00	4,298.00	4,154.00	3,998.00
22	GCV of Domestic Coal supplied as per bill of Coal Company, EQ Basis	(kcal/kg)	4,047.00	-	3,483.00	4,428.00	-	4,065.00	4,484.00	-	4,110.00
23	GCV of Imported Coal of the opening stock as per bill Coal Company, AD Basis	(kcal/kg)			NA			NA			NA
24	GCV of Imported Coal supplied as per bill Coal Company , AD Basis	(kcal/kg)			NA			NA			NA
25	Weighted average GCV of coal/ Lignite as Billed	(kcal/kg)	4033.00			4177.00			4367.00		
26	GCV of Domestic Coal of the opening stock as received at Station, TM Basis	(kcal/kg)	3,214.00	3,844.00	3,839.00	3,296.00	3,844.00	3,491.00	3,549.00	3,844.00	3,568.00
27	GCV of Domestic Coal supplied as received at Station , TM Basis	(kcal/kg)	3,318.00	-	3,106.00	3,687.00	-	3,668.00	3,483.00	-	3,470.00
28	GCV of Imported Coal of opening stock as received at Station , TM Basis	(kcal/kg)			NA			NA			NA
29	GCV of Imported Coal of supplied as received at Station, TM Basis	(kcal/kg)			NA			NA			NA
30	Weighted average GCV of coal/ Lignite as Received	(kcal/kg)	3391.00			3557.00			3512.00		
				Wt Avg price of Coal as received	3554.97						
				Wt Avg GCV of Coal as received	3486.67						

(Petitioner)

Form-15

Details/Information to be submitted in respect of Fuel for Computation of Energy Charges

Name of the Petitioner :- **NTPC Ltd.**

Name of the Generating Station: Gadarwara STPS(2*800MW)

Month:-			Oct-2020			Nov-2020			Dec-2020		
S.No.	Particulars	Unit	Domestic Coal (Others)	Domestic Coal (NTPC Mines)	Special Arrangement Coal	Domestic Coal (Others)	Domestic Coal (NTPC Mines)	Special Arrangement Coal	Domestic Coal (Others)	Domestic Coal (NTPC Mines)	Special Arrangement Coal
1	Opening Stock of Coal	(MT)	1,24,859.00	1,846.00	63,738.00	2,854.00	224.41	69,575.00	43,414.00	10,776.00	1,00,554.00
2	Value of Opening Stock	(Rs.)	53,04,03,775.00	85,59,512.00	21,95,67,172.00	1,13,63,431.00	10,40,634.00	23,93,41,724.00	15,18,26,589.00	8,80,85,772.00	38,26,97,876.00
3	Quantity of Coal/lignite supplied by Coal/Lignite Company	(MT)	87,877.00	-	1,20,307.00	2,21,117.00	19,711.00	1,08,953.00	1,96,199.00	-	95,080.00
4	Adjustment (+) in quantity supplied by Coal/Lignite Company	(MT)									
5	Coal Supplied by Coal /Lignite Company (3+4)	(MT)	87,877.00	-	1,20,307.00	2,21,117.00	19,711.00	1,08,953.00	1,96,199.00	-	95,080.00
6	Normative transit & Handling losses (for Coal / Lignite based projects)	(MT)	703.00	-	962.00	1,769.00	158.00	871.00	1,569.00	-	313.00
7	Net Coal / Lignite supplied (5-6)	(MT)	87,174.00	-	1,19,345.00	2,19,348.00	19,554.00	1,07,982.00	1,94,613.00	-	94,767.00
8	Amount Charged by the Coal/Lignite Company	(Rs.)	17,55,30,072.00	-	24,64,74,476.00	42,35,69,306.00	4,74,40,265.00	19,62,42,995.00	37,59,02,909.00	-	6,85,74,520.00
9	Adjustment (+/-) in amount charged by Coal/Lignite Company	(Rs.)	1,11,15,713.00	-	-1,02,99,742.00	1,40,47,531.00	-3,96,147.00	3,83,97,902.00	-63,01,575.00	-	-72,45,752.00
10	Handling, Sampling & Such other similar charges	(Rs.)	24,95,483.00	-	19,65,110.00	61,37,903.00	4,17,151.00	28,88,689.00	49,72,798.00	-	12,80,044.00
11	Total Amount Charged (8+9+10)	(Rs.)	18,91,41,268.00	-	23,81,39,844.00	44,37,53,442.00	4,74,61,269.00	23,75,29,286.00	37,46,54,016.00	-	6,26,08,812.00
12	Transportation charges by Rail/Ship/Road Transport	(Rs.)	11,71,80,377.00	-	15,73,19,099.00	32,20,68,345.00	3,95,87,869.00	18,71,67,154.00	34,94,02,424.00	-	7,00,85,469.00
13	Adjustment (+/-) in amount charged by Rail/Ship/Road Company	(Rs.)									
14	Demurrage charges , if any	(Rs.)							4,99,61,338.00		98,51,230.00
15	Cost of diesel in transporting coal through MGR system if applicable	(Rs.)									
16	Total Transportation Charges (12+13-14+15)	(Rs.)	11,71,80,377.00	-	15,73,19,099.00	32,20,68,345.00	3,95,87,869.00	18,71,67,154.00	29,94,41,086.00	-	6,02,34,239.00
17	Total amount charged for Coal/Lignite supplied including transportation (11+16)	(Rs.)	30,63,21,645.00	-	39,54,58,935.00	76,58,21,787.00	8,70,48,138.00	42,46,96,440.00	67,71,05,104.00	-	12,28,35,051.00
18	Landed cost of coal/Lignite (2+17) / (1+7)	Rs./MT	3,346.22	4,637.24	3,313.81	3,487.20	4,453.83	3,593.43	3,453.49	4,453.33	3,475.54
19	Blending Ratio		0.68	0.01	0.30	0.70	-	0.30	0.90	0.10	0.30
20	Weighted Average Cost of Coal/Lignite For the month	Rs./MT		3742.33			3526.07			3560.15	
21	GCV of Domestic Coal of the opening coal stock as per bill of Coal Company, AD Basis	(kcal/kg)	4,668.00	4,378.00	4,278.00	4,537.00	4,378.00	4,282.00	4,078.00	4,154.00	4,124.00
22	GCV of Domestic Coal supplied as per bill of Coal Company, AD Basis	(kcal/kg)	4,438.00	-	4,299.00	4,091.00	4,149.00	4,010.00	4,105.00	-	3,483.00
23	GCV of Imported Coal of the opening stock as per bill Coal Company, AD Basis	(kcal/kg)			NA			NA			NA
24	GCV of Imported Coal supplied as per bill Coal Company , AD Basis	(kcal/kg)			NA			NA			NA
25	Weighted average GCV of coal/ Lignite as Billed	(kcal/kg)		4461.00			4106.00			4068.00	
26	GCV of Domestic Coal of the opening stock as received at Station, TM Basis	(kcal/kg)	3,745.00	4,197.00	3,693.00	3,881.00	4,197.00	3,596.00	3,214.00	3,944.00	3,539.00
27	GCV of Domestic Coal supplied as received at Station , TM Basis	(kcal/kg)	3,606.00	-	3,498.00	3,256.00	3,636.00	3,587.00	3,318.00	-	3,105.00
28	GCV of Imported Coal of opening stock as received at Station , TM Basis	(kcal/kg)			NA			NA			NA
29	GCV of Imported Coal of supplied as received at Station, TM Basis	(kcal/kg)			NA			NA			NA
30	Weighted average GCV of coal/ Lignite as Received	(kcal/kg)		3642.00			3542.00			3581.00	

Wt Avg price of Coal as received 3608.62

Wt Avg GCV of Coal as received 3486.52

(Petitioner)

Details/Information to be submitted in respect of Fuel for Computation of Energy Charges

Name of the Petitioner:- **NTPC Ltd.**

Name of the Generating Station: Gadarwara STPS(2*800MW)

Month:-			Oct-2021			
S.No.	Particulars	Unit	Domestic Coal- Special Arrangement	Domestic Coal (Others)	Domestic Coal (NTPC Mines)	Imported Coal
A	**OPENING QUANTITY**					
1	Opening Stock of Coal	(MT)	38,894.55	2,999.33	2,027.38	-
2	Value of Opening Stock	(Rs.)	12,96,73,748.53	1,56,23,918.67	95,90,556.65	-
B	**QUANTITY**					
3	Quantity of Coal/lignite supplied by Coal/lignite Company	(MT)	3,40,047.79	1,44,031.95	30,748.34	-
4	Adjustment (-) in quantity supplied by Coal/Lignite Company	(MT)	-	-		
5	Coal Supplied by Coal /Lignite Company (3-4)	(MT)	3,40,047.79	1,44,031.95	30,748.34	-
6	Normative transit & Handling losses (for Coal / Lignite based projects)	(MT)	2,720.38	1,152.26	245.99	-
7	Net Coal / Lignite supplied (5-6)	(MT)	3,37,327.41	1,42,879.69	30,502.35	-
C	**PRICE**					
8	Amount Charged by the Coal/Lignite Company	(Rs.)	84,60,21,449.68	45,25,70,225.56	7,90,42,060.00	-
9	Adjustment (+/-) in amount charged by Coal/Lignite Company	(Rs.)	-	-	-	-
10	Handling, Sampling & Such other similar charges	(Rs.)	30,86,317.88	13,07,252.67	2,79,075.93	-
11	Total Amount Charged (8+9+10)	(Rs.)	84,91,07,767.56	45,38,77,478.23	7,93,21,135.93	-
D	**TRANSPORTATION**					
12	Transportation charges by Rail/Ship/Road Transport	(Rs.)			-	-
	By Rail	(Rs.)	42,68,19,372.65	20,44,00,322.88	6,34,21,235.00	-
	By Road	(Rs.)				
	By Ship	(Rs.)				
13	Adjustment (+/-) in amount charged by Rail/Ship/Road Company	(Rs.)				
14	Demurrage charges , if any	(Rs.)				
15	Cost of diesel in transporting coal through MGR system if applicable	(Rs.)	-			
16	Total Transportation Charges (12-13-14+15)	(Rs.)	42,68,19,372.65	20,44,00,322.88	6,34,21,235.00	-
17	Total amount charged for Coal/Lignite supplied including transportation (11+16)	(Rs.)	1,27,59,27,140.21	65,82,77,801.11	14,27,42,370.93	-
E	**TOTAL COST**					
18	Landed cost of coal/Lignite (2+17) / (1+7)	Rs./MT	3,736.09	4,619.59	4,662.88	-
19	Blending Ratio		0.6512	0.2947	0.0641	-
20	Weighted Average Cost of Coal/Lignite For the month (Incl biomass)	Rs./MT	**4048.30**			
20a	Weighted Average Cost of Coal/Lignite For the month (Excl biomass)	Rs./MT	**4048.30**			

F	QUALITY					
21	GCV of Domestic Coal of the opening coal stock as per bill of Coal Company	(kcal/kg)	4,234.00	4,152.00	4,519.00	
22	GCV of Domestic Coal supplied as per bill of Coal Company	(kcal/kg)	4,384.00	3,988.00	4,940.00	
23	GCV of Imported Coal of the opening stock as per bill Coal Company	(kcal/kg)				
24	GCV of Imported Coal supplied as per bill Coal Company	(kcal/kg)				
25	Weighted average GCV of coal/ Lignite as Billed (Incl biomass)	(kcal/kg)	**4291.00**			
25a	Weighted average GCV of coal/ Lignite as Billed (Excl biomass)	(kcal/kg)	**4291.00**			
26	GCV of Domestic Coal of the opening stock as received at Station	(kcal/kg)	3,606.00	2,999.00	3,870.00	
27	GCV of Domestic Coal supplied as received at Station	(kcal/kg)	3,752.00	3,156.00	3,939.00	
28	GCV of Imported Coal of opening stock as received at Station	(kcal/kg)				
29	GCV of Imported Coal of supplied as received at Station	(kcal/kg)				
30	Weighted average GCV of coal/ Lignite as Received (Incl biomass)	(kcal/kg)	**3577.00**			
30a	Weighted average GCV of coal/ Lignite as Received (Excl biomass)	(kcal/kg)	**3577.00**			
					Wt avg price of coal as received	**4504.39**
					Wt avg GCV of Coal	**3737.33**

Details/Information to be submitted in respect of Fuel f

Name of the Petitioner:- **NTPC Ltd.**

Name of the Generating Station: Gadarwara STPS(2*800MW)

Month:-			Nov-2021			
S.No.	Particulars	Unit	Domestic Coal- Special Arrangement	Domestic Coal (Others)	Domestic Coal (NTPC Mines)	Imported Coal
A	**OPENING QUANTITY**					
1	Opening Stock of Coal	(MT)	47,074.11	1,999.81	124.82	-
2	Value of Opening Stock	(Rs.)	17,56,73,333.00	92,36,822.04	5,84,497.75	-
B	**QUANTITY**					
3	Quantity of Coal/lignite supplied by Coal/lignite Company	(MT)	3,22,445.37	98,564.53	11,778.69	62,881.00
4	Adjustment (-) in quantity supplied by Coal/Lignite Company	(MT)				
5	Coal Supplied by Coal /Lignite Company (3-4)	(MT)	3,22,445.37	98,564.53	11,778.69	62,881.00
6	Normative transit & Handling losses (for Coal / Lignite based projects)	(MT)	2,579.56	788.52	94.23	125.76
7	Net Coal / Lignite supplied (5-6)	(MT)	3,19,865.81	97,776.01	11,684.46	62,755.24
C	**PRICE**					
8	Amount Charged by the Coal/Lignite Company	(Rs.)	78,90,08,943.62	22,73,01,956.23	2,92,22,838.00	1,10,49,90,176.09
9	Adjustment (+/-) in amount charged by Coal/Lignite Company	(Rs.)	-	-	-	-
10	Handling, Sampling & Such other similar charges	(Rs.)	59,91,559.82	18,31,489.40	2,18,867.23	
11	Total Amount Charged (8+9+10)	(Rs.)	79,50,00,503.44	22,91,33,445.63	2,94,41,705.23	1,10,49,90,176.09
D	**TRANSPORTATION**					
12	Transportation charges by Rail/Ship/Road Transport	(Rs.)				
	By Rail	(Rs.)	41,03,07,338.22	19,93,03,994.59	2,37,55,077.00	-
	By Road	(Rs.)				
	By Ship	(Rs.)				
13	Adjustment (+/-) in amount charged by Rail/Ship/Road Company	(Rs.)				
14	Demurrage charges , if any	(Rs.)				
15	Cost of diesel in transporting coal through MGR system if applicable	(Rs.)				
16	Total Transportation Charges (12-13-14+15)	(Rs.)	41,03,07,338.22	19,93,03,994.59	2,37,55,077.00	-
17	Total amount charged for Coal/Lignite supplied including transportation (11+16)	(Rs.)	1,20,53,07,841.66	42,84,37,040.22	5,31,96,782.23	1,10,49,90,176.09
E	**TOTAL COST**					
18	Landed cost of coal/Lignite (2+17) / (1+7)	Rs./MT	3,764.05	4,386.59	4,554.15	17,607.94
19	Blending Ratio		0.8350	0.0655	0.04	0.06
20	Weighted Average Cost of Coal/Lignite For the month (Incl biomass)	Rs./MT	**4666.68**			
20a	Weighted Average Cost of Coal/Lignite For the month (Excl biomass)	Rs./MT	**4666.68**			

F	QUALITY					
21	GCV of Domestic Coal of the opening coal stock as per bill of Coal Company	(kcal/kg)	4,368.00	3,973.00	4,914.00	
22	GCV of Domestic Coal supplied as per bill of Coal Company	(kcal/kg)	4,696.00	4,108.00	4,477.00	
23	GCV of Imported Coal of the opening stock as per bill Coal Company	(kcal/kg)				
24	GCV of Imported Coal supplied as per bill Coal Company	(kcal/kg)				4,779.00
25	Weighted average GCV of coal/ Lignite as Billed (Incl biomass)	(kcal/kg)	**4619.00**			
25a	Weighted average GCV of coal/ Lignite as Billed (Excl biomass)	(kcal/kg)	**4619.00**			
26	GCV of Domestic Coal of the opening stock as received at Station	(kcal/kg)	3,727.00	3,153.00	3,935.00	
27	GCV of Domestic Coal supplied as received at Station	(kcal/kg)	3,917.00	3,372.00	3,787.00	
28	GCV of Imported Coal of opening stock as received at Station	(kcal/kg)				
29	GCV of Imported Coal of supplied as received at Station	(kcal/kg)				4,779.00
30	Weighted average GCV of coal/ Lignite as Received (Incl biomass)	(kcal/kg)	**3907.00**			
30a	Weighted average GCV of coal/ Lignite as Received (Excl biomass)	(kcal/kg)	**3907.00**			

Details/Information to be submitted in respect of Fuel f

PART-I
Form-15

Name of the Petitioner:- **NTPC Ltd.**

Name of the Generating Station: Gadarwara STPS(2*800MW)

Month:-			Dec-2021				
S.No.	Particulars	Unit	Domestic Coal- Special Arrangement	Domestic Coal (Others)	Domestic Coal (NTPC Mines)	Imported Coal	Biomass
A	**OPENING QUANTITY**						
1	Opening Stock of Coal	(MT)	1,17,089.52	80,163.29	3.50	44,801.68	
2	Value of Opening Stock	(Rs.)	44,07,31,107.97	35,16,43,245.75	15,921.40	78,88,65,051.59	
B	**QUANTITY**						
3	Quantity of Coal/lignite supplied by Coal/lignite Company	(MT)	2,06,724.49	1,41,150.39	9,478.38	43,281.40	
4	Adjustment (-) in quantity supplied by Coal/Lignite Company	(MT)					
5	Coal Supplied by Coal /Lignite Company (3-4)	(MT)	2,06,724.49	1,41,150.39	9,478.38	43,281.40	-
6	Normative transit & Handling losses (for Coal / Lignite based projects)	(MT)	1,653.80	1,129.20	75.83	86.56	
7	Net Coal / Lignite supplied (5-6)	(MT)	2,05,070.69	1,40,021.19	9,402.55	43,194.84	
C	**PRICE**						
8	Amount Charged by the Coal/Lignite Company	(Rs.)	52,67,01,157.02	56,28,27,181.55	2,62,89,109.31	78,85,16,404.92	
9	Adjustment (+/-) in amount charged by Coal/Lignite Company	(Rs.)	-	-	-		
10	Handling, Sampling & Such other similar charges	(Rs.)	34,92,072.93	23,84,368.96	1,60,112.61		
11	Total Amount Charged (8+9+10)	(Rs.)	53,01,93,229.95	56,52,11,550.51	2,64,49,221.92	78,85,16,404.92	-
D	**TRANSPORTATION**						
12	Transportation charges by Rail/Ship/Road Transport	(Rs.)		-			
	By Rail	(Rs.)	23,72,29,994.64	22,29,74,828.42	2,35,72,307.00	-	
	By Road	(Rs.)					
	By Ship	(Rs.)					
13	Adjustment (+/-) in amount charged by Rail/Ship/Road Company	(Rs.)					
14	Demurrage charges , if any	(Rs.)	-		-		
15	Cost of diesel in transporting coal through MGR system if applicable	(Rs.)					
16	Total Transportation Charges (12-13-14+15)	(Rs.)	23,72,29,994.64	22,29,74,828.42	2,35,72,307.00	-	-
17	Total amount charged for Coal/Lignite supplied including transportation (11+16)	(Rs.)	76,74,23,224.59	78,81,86,378.93	5,20,21,528.92	78,85,16,404.92	-
E	**TOTAL COST**						
18	Landed cost of coal/Lignite (2+17) / (1+7)	Rs./MT	3,750.17	5,176.70	5,532.34	17,925.50	-
19	Blending Ratio		0.81	0.10	0.03	0.06	
20	Weighted Average Cost of Coal/Lignite For the month (Incl biomass)	Rs./MT	**4798.21**				
20a	Weighted Average Cost of Coal/Lignite For the month (Excl biomass)	Rs./MT	**4798.21**				

F	QUALITY						
21	GCV of Domestic Coal of the opening coal stock as per bill of Coal Company	(kcal/kg)	4,654.00	4,105.00	4,462.00		
22	GCV of Domestic Coal supplied as per bill of Coal Company	(kcal/kg)	4,597.00	4,165.00	4,477.00		
23	GCV of Imported Coal of the opening stock as per bill Coal Company	(kcal/kg)				4,779.00	
24	GCV of Imported Coal supplied as per bill Coal Company	(kcal/kg)				4,779.00	
25	Weighted average GCV of coal/ Lignite as Billed (Incl biomass)	(kcal/kg)	4577.00				
25a	Weighted average GCV of coal/ Lignite as Billed (Excl biomass)	(kcal/kg)	4577.00				
26	GCV of Domestic Coal of the opening stock as received at Station	(kcal/kg)	3,693.00	3,368.00	3,789.00		
27	GCV of Domestic Coal supplied as received at Station	(kcal/kg)	3,555.00	3,374.00	4,097.00		
28	GCV of Imported Coal of opening stock as received at Station	(kcal/kg)				4,779.00	
29	GCV of Imported Coal of supplied as received at Station	(kcal/kg)				4,779.00	
30	Weighted average GCV of coal/ Lignite as Received (Incl biomass)	(kcal/kg)	3728.00				
30a	Weighted average GCV of coal/ Lignite as Received (Excl biomass)	(kcal/kg)	3728.00				

(Petitioner)

Details/Information to be submitted in respect of Fuel for Computation of Energy Charges

Name of the Petitioner:- **NTPC Ltd.**

Name of the Generating Station: **Gadarwara STPS(2*800MW)**

Month:-			Oct-2022			
S.No.	Particulars	Unit	Domestic Coal- Special Arrangement	Domestic Coal (Others)	Domestic Coal (NTPC Mines)	Imported Coal
A	**OPENING QUANTITY**					
1	Opening Stock of Coal	(MT)	1,19,762.17	22,493.61	1,571.57	87,943.54
2	Value of Opening Stock	(Rs.)	47,22,40,664.55	14,89,92,087.41	70,36,823.72	1,67,47,77,542.61
B	**QUANTITY**					
3	Quantity of Coal/lignite supplied by Coal/lignite Company	(MT)	2,18,689.73	84,034.87	-	36,691.60
4	Adjustment (-) in quantity supplied by Coal/Lignite Company	(MT)	-	-		
5	Coal Supplied by Coal /Lignite Company (3-4)	(MT)	2,18,689.73	84,034.87	-	36,691.60
6	Normative transit & Handling losses (for Coal / Lignite based projects)	(MT)	1,749.52	672.28	-	73.38
7	Net Coal / Lignite supplied (5-6)	(MT)	2,16,940.21	83,362.59	-	36,618.22
C	**PRICE**					
8	Amount Charged by the Coal/Lignite Company	(Rs.)	52,65,64,552.98	20,33,06,215.00	-	64,81,64,246.07
9	Adjustment (+/-) in amount charged by Coal/Lignite Company	(Rs.)	-	-	-	-
10	Handling, Sampling & Such other similar charges	(Rs.)	1,70,40,521.56	1,94,37,517.86	-	-
11	Total Amount Charged (8+9+10)	(Rs.)	54,36,05,074.54	22,27,43,732.86	-	64,81,64,246.07
D	**TRANSPORTATION**					
12	Transportation charges by Rail/Ship/Road Transport	(Rs.)				-
	By Rail	(Rs.)	27,74,30,098.80	12,23,17,194.00	-	-
	By Road	(Rs.)				
	By Ship	(Rs.)				
13	Adjustment (+/-) in amount charged by Rail/Ship/Road Company	(Rs.)				
14	Demurrage charges , if any	(Rs.)				
15	Cost of diesel in transporting coal through MGR system if applicable	(Rs.)	-			
16	Total Transportation Charges (12-13-14+15)	(Rs.)	27,74,30,098.80	12,23,17,194.00	-	-
17	Total amount charged for Coal/Lignite supplied including transportation (11+16)	(Rs.)	82,10,35,173.34	34,50,60,926.86	-	64,81,64,246.07

E	TOTAL COST					
18	Landed cost of coal/Lignite (2+17) / (1+7)	Rs./MT	3,841.01	4,264.36	4,477.58	18,648.92
19	Blending Ratio		0.6500	0.1500	-	0.20
20	Weighted Average Cost of Coal/Lignite For the month (Incl biomass)	Rs./MT		6866.09		
20a	Weighted Average Cost of Coal/Lignite For the month (Excl biomass)	Rs./MT		6866.09		
F	QUALITY					
21	GCV of Domestic Coal of the opening coal stock as per bill of Coal Company	(kcal/kg)	4,451.00	3,559.00	4,192.00	
22	GCV of Domestic Coal supplied as per bill of Coal Company	(kcal/kg)	4,628.00	3,531.00	-	
23	GCV of Imported Coal of the opening stock as per bill Coal Company	(kcal/kg)				4,671.00
24	GCV of Imported Coal supplied as per bill Coal Company	(kcal/kg)				4,892.00
25	Weighted average GCV of coal/ Lignite as Billed (Incl biomass)	(kcal/kg)		4437.00		
25a	Weighted average GCV of coal/ Lignite as Billed (Excl biomass)	(kcal/kg)		4437.00		
26	GCV of Domestic Coal of the opening stock as received at Station	(kcal/kg)	3,383.00	2,742.00	3,261.00	
27	GCV of Domestic Coal supplied as received at Station	(kcal/kg)	3,718.00	2,968.00	-	
28	GCV of Imported Coal of opening stock as received at Station	(kcal/kg)				4,671.00
29	GCV of Imported Coal of supplied as received at Station	(kcal/kg)				4,982.00
30	Weighted average GCV of coal/ Lignite as Received (Incl biomass)	(kcal/kg)		3754.00		
30a	Weighted average GCV of coal/ Lignite as Received (Excl biomass)	(kcal/kg)		3754.00		
					Wt avg price of coal as received	5952.27
					Wt avg GCV of Coal as	3574.33

Details/Information to be submitted in respect of Fuel f

Name of the Petitioner:- **NTPC Ltd.**

Name of the Generating Station: Gadarwara STPS(2*800MW)

Month:-			Nov-2022			
S.No.	Particulars	Unit	Domestic Coal- Special Arrangement	Domestic Coal (Others)	Domestic Coal (NTPC Mines)	Imported Coal
A	**OPENING QUANTITY**					
1	Opening Stock of Coal	(MT)	2,75,373.35	1,01,703.34	1,571.57	1,05,691.28
2	Value of Opening Stock	(Rs.)	1,05,77,10,669.98	43,37,00,086.08	70,38,823.72	1,97,10,27,965.99
B	**QUANTITY**					
3	Quantity of Coal/lignite supplied by Coal/lignite Company	(MT)	1,24,933.91	91,527.54	43,705.46	49,077.00
4	Adjustment (-) in quantity supplied by Coal/Lignite Company	(MT)				
5	Coal Supplied by Coal /Lignite Company (3-4)	(MT)	1,24,933.91	91,527.54	43,705.46	49,077.00
6	Normative transit & Handling losses (for Coal / Lignite based projects)	(MT)	999.47	732.22	349.64	98.15
7	Net Coal / Lignite supplied (5-6)	(MT)	1,23,934.44	90,795.32	43,355.82	48,978.85
C	**PRICE**					
8	Amount Charged by the Coal/Lignite Company	(Rs.)	31,19,66,937.53	30,55,24,141.00	10,62,25,076.44	85,00,95,414.54
9	Adjustment (+/-) in amount charged by Coal/Lignite Company	(Rs.)	-	-	-	-
10	Handling, Sampling & Such other similar charges	(Rs.)	1,46,20,259.11	1,07,10,913.95	51,14,585.42	-4,00,098.00
11	Total Amount Charged (8+9+10)	(Rs.)	32,65,87,196.64	31,62,35,054.95	11,13,39,661.86	85,96,95,316.54
D	**TRANSPORTATION**					
12	Transportation charges by Rail/Ship/Road Transport	(Rs.)				
	By Rail	(Rs.)	15,03,09,101.20	13,20,79,255.00	8,80,39,888.00	-
	By Road	(Rs.)				
	By Ship	(Rs.)				
13	Adjustment (+/-) in amount charged by Rail/Ship/Road Company	(Rs.)				
14	Demurrage charges , if any	(Rs.)				
15	Cost of diesel in transporting coal through MGR system if applicable	(Rs.)				
16	Total Transportation Charges (12-13-14+15)	(Rs.)	15,03,09,101.20	13,20,79,255.00	8,80,39,888.00	-
17	Total amount charged for Coal/Lignite supplied including transportation (11+16)	(Rs.)	47,68,96,297.84	44,83,14,309.95	19,93,79,549.86	85,96,95,316.54

E	TOTAL COST					
18	Landed cost of coal/Lignite (2+17) / (1+7)	Rs./MT	3,843.17	4,581.92	4,594.44	18,301.68
19	Blending Ratio		0.5750	0.2800	0.07	0.08
20	Weighted Average Cost of Coal/Lignite For the month (Incl biomass)	Rs./MT	5187.00			
20a	Weighted Average Cost of Coal/Lignite For the month (Excl biomass)	Rs./MT	5187.00			
F	QUALITY					
21	GCV of Domestic Coal of the opening coal stock as per bill of Coal Company	(kcal/kg)	4,501.00	3,539.00	4,192.00	
22	GCV of Domestic Coal supplied as per bill of Coal Company	(kcal/kg)	4,168.00	4,067.00	4,583.00	
23	GCV of Imported Coal of the opening stock as per bill Coal Company	(kcal/kg)				4,904.00
24	GCV of Imported Coal supplied as per bill Coal Company	(kcal/kg)				5,044.00
25	Weighted average GCV of coal/ Lignite as Billed (Incl biomass)	(kcal/kg)	4280.00			
25a	Weighted average GCV of coal/ Lignite as Billed (Excl biomass)	(kcal/kg)	4280.00			
26	GCV of Domestic Coal of the opening stock as received at Station	(kcal/kg)	3,599.00	2,897.00	3,261.00	
27	GCV of Domestic Coal supplied as received at Station	(kcal/kg)	3,211.00	3,016.00	3,631.00	
28	GCV of Imported Coal of opening stock as received at Station	(kcal/kg)				4,903.00
29	GCV of Imported Coal of supplied as received at Station	(kcal/kg)				5,044.00
30	Weighted average GCV of coal/ Lignite as Received (Incl biomass)	(kcal/kg)	3451.00			
30a	Weighted average GCV of coal/ Lignite as Received (Excl biomass)	(kcal/kg)	3451.00			

PART-I
Form-15

Details/Information to be submitted in respect of Fuel I

Name of the Petitioner:- **NTPC Ltd.**

Name of the Generating Station: Gadarwara STPS(2*800MW)

Month:-			Dec-2022				
S.No.	Particulars	Unit	Domestic Coal- Special Arrangement	Domestic Coal (Others)	Domestic Coal (NTPC Mines)	Imported Coal	Biomass
A	**OPENING QUANTITY**						
1	Opening Stock of Coal	(MT)	74,408.65	34,286.87	5,374.44	1,12,292.01	-
2	Value of Opening Stock	(Rs.)	28,59,64,947.14	15,70,99,851.58	2,46,92,561.21	2,05,51,32,480.09	-
B	**QUANTITY**						
3	Quantity of Coal/lignite supplied by Coal/lignite Company	(MT)	2,50,919.77	2,17,043.98	2,05,686.88	-	50.00
4	Adjustment (-) in quantity supplied by Coal/Lignite Company	(MT)					
5	Coal Supplied by Coal /Lignite Company (3-4)	(MT)	2,50,919.77	2,17,043.98	2,05,686.88	-	50.00
6	Normative transit & Handling losses (for Coal / Lignite based projects)	(MT)	2,007.36	1,736.35	1,645.50	-	-
7	Net Coal / Lignite supplied (5-6)	(MT)	2,48,912.41	2,15,307.63	2,04,041.38	-	50.00
C	**PRICE**						
8	Amount Charged by the Coal/Lignite Company	(Rs.)	55,49,04,891.00	82,78,37,969.00	49,99,21,292.94	8,55,996.21	3,75,375.00
9	Adjustment (+/-) in amount charged by Coal/Lignite Company	(Rs.)	-	-	-		
10	Handling, Sampling & Such other similar charges	(Rs.)	16,42,68,836.95	7,87,87,310.08	1,88,69,053.13		
11	Total Amount Charged (8+9+10)	(Rs.)	71,91,73,727.95	90,66,25,279.08	51,87,90,346.07	8,55,996.21	3,75,375.00
D	**TRANSPORTATION**						
12	Transportation charges by Rail/Ship/Road Transport	(Rs.)		-			
	By Rail	(Rs.)	27,33,43,929.00	33,94,73,515.00	41,84,32,305.00	-	1,18,125.00
	By Road	(Rs.)					
	By Ship	(Rs.)					
13	Adjustment (+/-) in amount charged by Rail/Ship/Road Company	(Rs.)					
14	Demurrage charges , if any	(Rs.)	-		-		
15	Cost of diesel in transporting coal through MGR system if applicable	(Rs.)					
16	Total Transportation Charges (12-13-14+15)	(Rs.)	27,33,43,929.00	33,94,73,515.00	41,84,32,305.00	-	1,18,125.00
17	Total amount charged for Coal/Lignite supplied including transportation (11+16)	(Rs.)	99,25,17,656.95	1,24,60,98,794.08	93,72,22,651.07	8,55,996.21	4,93,500.00

E	TOTAL COST						
18	Landed cost of coal/Lignite (2+17) / (1+7)	Rs./MT	3,954.22	5,621.91	4,693.33	18,309.30	9,870.00
19	Blending Ratio		0.37	0.22	0.32	0.09	0.00
20	Weighted Average Cost of Coal/Lignite For the month (Incl biomass)	Rs./MT	5803.71				
20a	Weighted Average Cost of Coal/Lignite For the month (Excl biomass)	Rs./MT	5803.38				
F	QUALITY						
21	GCV of Domestic Coal of the opening coal stock as per bill of Coal Company	(kcal/kg)	4,398.00	3,788.00	4,569.00		
22	GCV of Domestic Coal supplied as per bill of Coal Company	(kcal/kg)	4,186.00	4,066.00	4,138.00		3,837.00
23	GCV of Imported Coal of the opening stock as per bill Coal Company	(kcal/kg)				4,948.00	
24	GCV of Imported Coal supplied as per bill Coal Company	(kcal/kg)				-	
25	Weighted average GCV of coal/ Lignite as Billed (Incl biomass)	(kcal/kg)	4225.00				
25a	Weighted average GCV of coal/ Lignite as Billed (Excl biomass)	(kcal/kg)	4225.00				
26	GCV of Domestic Coal of the opening stock as received at Station	(kcal/kg)	3,478.00	2,953.00	3,618.00		
27	GCV of Domestic Coal supplied as received at Station	(kcal/kg)	3,254.00	3,122.00	3,654.00		3,837.00
28	GCV of Imported Coal of opening stock as received at Station	(kcal/kg)				4,948.00	
29	GCV of Imported Coal of supplied as received at Station	(kcal/kg)				-	
30	Weighted average GCV of coal/ Lignite as Received (Incl biomass)	(kcal/kg)	3518.00				
30a	Weighted average GCV of coal/ Lignite as Received (Excl biomass)	(kcal/kg)	3518.00				

(Petitioner)

PART 1

FORM-18

Non Tariff Income

Name of the Petitioner :	NTPC Limited
Name of the Generating Station :	Gadarwara

Amount in Rs Lakh

S. No.	Parameters	2019-20	2020-21	2021-22	2022-23	2023-24
1	Income from rent of land or buildings	14.86	14.63	23.62	25.09	24.52
2	Income from sale of scrap	1.36	39.02	27.89	84.87	54.49
3	Income from advertisements					
	Total	16.22	53.65	51.52	109.96	79.01

PETITIONER

PART 1

FORM-19

Details of Water Charges

Name of the Petitioner :	NTPC Limited
Name of the Generating Station :	Gadarwara

S. No.	Details of Water charges (excluding water cess)				Quantity allocated	Normative consumption at 100% PLF	Rate specified (as per Govt. notification or agreement)	Spillage of water (in percentage)	Amount Claimed
	Name of source	Year	Quantity Actual (MCM)	Amount (in Rs Lakh)	Unit (MCM)	Unit MCM	Unit (Rs/Cum)	%	(in Rs Lakhs)
3		2020-21 (01.03.2021-31.03.2021)	2.84	129.78	111.64	42.05	1.55	-	129.78
4		2021-22	26.98	1339.97	111.64/56*	42.05	1.55-3.00/3.15*	-	1339.97
5		2022-23	28.93	1607.48	56.00	42.05	3.15/3.31*	-	1607.48
6		2023-24	29.69	1693.74	56.00	42.05	3.31/3.47*	-	1693.74

Water Agreement has been revised from 111.64 MCM allocation to 56 MCM on 19.07.2021 and paid as per 90% of allocation or actual which ever is higher

Water rate has been revised to Rs 3/m3 from Oct 21 and Rs 3.13/m3 from Jan 22

Water rate has been revised to Rs 3.31/m3 from Jan 23 and to Rs 3.47/m3 from Jan 24

2020-21(1.3.21-31.3.21)					
Month	Allocation (MCM)	90% of allocation (MCM)	Actual water consumption (MCM)	Rate (Rs/m3)	Amount Paid as per 90% of allocation (Rs Lakh)
Mar-20	9.30	8.37	2.84	1.55	129.7815
Total					129.78
Annualised water charges					1,528.07

2021-22						
Month	Allocation (MCM)	90% of allocation (MCM)	Actual water consumption (MCM)	Rate (Rs/m3)	Amount Paid as per 90% of allocation (Rs Lakh)	
Apr-21	9.30	8.37	2.79	1.55	129.78	
May-21	9.30	8.37	1.42	1.55	129.78	
Jun-21	9.30	8.37	0.34	1.55	129.78	
1 -18 July	5.40	4.88		1.55	75.33	
19-31 july	1.96	1.76	2.07	1.55	27.32	Allocation revised from 111.64 MCM to 56 MCM
Aug-21	4.67	4.20	2.50	1.55	65.10	
Sep-21	4.67	4.20	2.47	1.55	65.15	
1-28 oct	4.22	3.80	2.50	1.55	58.84	
29-31 oct	0.46	0.41	2.43	3	12.20	Rates change from 29 Oct
Nov-21	4.67	4.20	1.84	3	126.09	
Dec-21	4.76	4.28	1.75	3	128.52	
Jan-22	4.78	4.28	1.99	3.15	134.95	Rate change from Jan-22
Feb-22	4.29	3.86	2.27	3.15	121.62	
Mar-22	4.76	4.28	2.61	3.15	134.95	
Total					1,339.41	
Annualised water charges					1,339.41	

2022-23						
Month	Allocation (MCM)	90% of allocation (MCM)	Actual water consumption (MCM)	Rate (Rs/m3)	Amount Paid as per 90% of allocation (Rs Lakh)	
Apr-22	4.60	4.14	3.42	3.15	130.487671	
May-22	4.76	4.28	3.05	3.15	134.837260	
Jun-22	4.60	4.14	2.90	3.15	130.487671	
Jul-22	4.76	4.28	2.28	3.15	134.837260	
Aug-22	4.76	4.28	1.70	3.15	134.837260	
Sep-22	4.60	4.14	2.53	3.15	130.487671	
Oct-22	4.76	4.28	0.80	3.15	134.837260	
Nov-22	4.60	4.14	2.49	3.15	130.487671	
Dec-22	4.76	4.28	2.69	3.15	134.837260	
Jan-23	4.78	4.28	2.79	3.31	141.686137	Rate change from Jan-23
Feb-23	4.30	3.87	2.35	3.31	127.974575	
Mar-23	4.76	4.28	1.93	3.31	141.686137	
Total					1,607.48	
Annualised water charges					1,607.48	

2023-24						
Month	Allocation (MCM)	90% of allocation (MCM)	Actual water consumption (MCM)	Rate (Rs/m3)	Amount Paid as per 90% of allocation (Rs Lakh)	
Apr-23	4.60	4.14	2.39	3.31	137.1156164	
May-23	4.76	4.28	1.86	3.31	141.6861370	
Jun-23	4.60	4.14	2.45	3.31	137.1156164	
Jul-23	4.76	4.28	2.44	3.31	141.6861370	
Aug-23	4.76	4.28	2.59	3.31	141.6861370	
Sep-23	4.60	4.14	2.79	3.31	137.1156164	
Oct-23	4.76	4.28	2.58	3.31	141.6861370	
Nov-23	4.60	4.14	2.39	3.31	137.1156164	
Dec-23	4.76	4.28	2.85	3.31	141.6861370	
Jan-24	4.76	4.28	2.82	3.47	148.5350137	Rate change from Jan-24
Feb-24	4.45	4.00	2.38	3.48	139.3525479	
Mar-24	4.76	4.28	2.13	3.48	148.9630685	
Total					1,693.74	
Annualised water charges					1,693.74	

PART 1

FORM-20

Details of Statutory Charges

Amount in Rs Lakh

Name of the Petitioner NTPC Ltd

Name of the Generating Station: Gadarwara STPS(2X800 MW)

Particulars	2019-20	2020-21	2021-22	2022-23	2023-24
CESS INTRA STATE	414.90	2806.92	5424.69	6638.91	6834.45
ED ON APC	459.40	2329.47	4278.96	5151.21	5499.90
CESS ON APC	84.19	413.14	753.34	894.31	941.89
ED INTRA STATE					
Total	**958.48**	**5549.53**	**10456.98**	**12684.43**	**13276.23**

(Petitioner)

Sub:Reconciliation of Additional Capitalization with Audited Balance Sheet for the year 2019-24 [Gadarwara]

ANNEXURE-IA

Summary of Gross Block reconciliation (01.06.2019-31.03.2020)

Amount in Rs Lakh

Sr. No.	Particular	Stage-I	Stage-II	Stage-III	.....	TOTAL GROSS BLOCK
1	Closing Gross Block as per Audited Balance Sheet 31.03.2020 (Ind-AS)	7,53,490.01				7,53,490.01
2	Opening Gross Block as per Audited Balance Sheet 01.06.2019 (Ind-AS)	7,39,551.45				7,39,551.45
3	Addition During the Year (1-2) (Ind-AS)	13,938.56				13,938.56
4	Ind-AS Adjustment	-				-
5	Addition During the Year (3+4) (IGAAP)	13,938.56				13,938.56

ANNEXURE-IA

Summary of Gross Block reconciliation (01.04.2020-28.02.2021)

Amount in Rs Lakh

Sr. No.	Particular	Stage-I	Stage-II	Stage-III	.....	TOTAL GROSS BLOCK
1	Closing Gross Block as per Audited Balance Sheet 28.02.21 (Ind-AS)	8,47,639.60				8,47,639.60
2	Opening Gross Block as per Audited Balance Sheet 01.04.2020 (Ind-AS)	7,53,490.01				7,53,490.01
3	Addition During the Year (1-2) (Ind-AS)	94,149.59				94,149.59
4	Ind-AS Adjustment	-				-
5	Addition During the Year (3+4) (IGAAP)	94,149.59				94,149.59

ANNEXURE-IA

Summary of Gross Block reconciliation (01.03.2021-31.03.2021)

Amount in Rs Lakh

Sr. No.	Particular	Stage-I	Stage-II	Stage-III	.....	TOTAL GROSS BLOCK
1	Closing Gross Block as per Audited Balance Sheet 31.03.2021 (Ind-AS)	13,23,566.80				13,23,566.80
2	Opening Gross Block as per Audited Balance Sheet 01.03.2021 (Ind-AS)	13,22,964.81				13,22,964.81
3	Addition During the Year (1-2) (Ind-AS)	601.99				601.99
4	Ind-AS Adjustment	1.78				1.78
5	Addition During the Year (3+4) (IGAAP)	603.77				603.77

ANNEXURE-IA

Summary of Gross Block reconciliation (2021-22)

Amount in Rs Lakh

Sr. No.	Particular	Stage-I	Stage-II	Stage-III	.....	TOTAL GROSS BLOCK
1	Closing Gross Block as per Audited Balance Sheet 31.03.2022 (Ind-AS)	13,37,521.86				13,37,521.86
2	Opening Gross Block as per Audited Balance Sheet 01.04.2021 (Ind-AS)	13,23,566.80				13,23,566.80
3	Addition During the Year (1-2) (Ind-AS)	13,955.06				13,955.06
4	Ind-AS Adjustment	830.21				830.21
5	Addition During the Year (3+4) (IGAAP)	14,785.27				14,785.27

ANNEXURE-IA

Summary of Gross Block reconciliation (2022-23)

Amount in Rs Lakh

Sr. No.	Particular	Stage-I	Stage-II	Stage-III	.....	TOTAL GROSS BLOCK
1	Closing Gross Block as per Audited Balance Sheet 31.03.2023 (Ind-AS)	13,68,472.47				13,68,472.47
2	Opening Gross Block as per Audited Balance Sheet 01.04.2022 (Ind-AS)	13,37,521.86				13,37,521.86
3	Addition During the Year (1-2) (Ind-AS)	30,950.61				30,950.61
4	Ind-AS Adjustment	213.58				213.58
5	Addition During the Year (3+4) (IGAAP)	**31,164.19**				31,164.19

ANNEXURE-IA

Summary of Gross Block reconciliation (2023-24)

Amount in Rs Lakh

Sr. No.	Particular	Stage-I	Stage-II	Stage-III	.....	TOTAL GROSS BLOCK
1	Closing Gross Block as per Audited Balance Sheet 31.03.2024 (Ind-AS)	13,84,937.01				13,84,937.01
2	Opening Gross Block as per Audited Balance Sheet 01.04.2023 (Ind-AS)	13,68,472.47				13,68,472.47
3	Addition During the Year (1-2) (Ind-AS)	16,464.54				16,464.54
4	Ind-AS Adjustment	26.79				26.79
5	Addition During the Year (3+4) (IGAAP)	**16,491.33**				16,491.33

PART-I
Annexure-A

Name of the Petitioner	NTPC Ltd.
Name of the Generating Station	Gadarwara
COD	01.03.2021
For Financial Year	2020-21 (Stn COD 01.03.2021 to 31.03.2021)

Amount in Rs Lakh

Sl. No.	Head of Work/ Equipment	Party Name	ACE Claimed						Justification
			Accrual basis as per Note-2 of BS	IND AS Adj	Accrual basis as per IGAAP	Un-discharged Liability included in col. 3B	Cash basis	IDC included in col. 3B	
1	2	2A	3	3A	3B=3+3A	4	5=3B-4	6	7
A	Claim								
1	TG Package	BHEL	-25.53	-	-25.53	-	-25.53	-	
2	SG Package	BHEL	-55.40	-	-55.40	-	-55.40	-	
3	Roads, bridges, culverts & Helipads		0.29	-	0.29	-	0.29	0.29	
4	Main Plant Buildings		0.36	-	0.36	-	0.36	0.36	
5	Other Buildings		2.64	-	2.64	-	2.64	2.64	
6	Contractors FERV		-208.92	-	-208.92	-208.92	-	-	
7	Capital Spares	Misc Vendors	358.59	-	358.59	-	358.59	-	
8	MBOAs	HMT Machine tools, ACER India, SHARP Business system & others	59.03	-	59.03	8.04	50.99	-	Justification given in Form-9
9	Decap of Spares Part of capital cost		-22.65	-	-22.65	-	-22.65	-	
10	Decap of MBOAs Part of capital cost		-7.22	-	-7.22	-	-7.22	-	
11	Contractor ERV Charged to P&L		-	-91.17	-91.17	-91.17	-	-	
	Total Claim for the year		**101.19**	**-91.17**	**10.02**	**-292.06**	**302.07**	**3.29**	
B	Exclusions								
1	Loan FERV		502.58	-	502.58	-	502.58	-	Justification given in Form-K
2	Inter Unit Transfer (IUT)		(1.78)	1.78	-	-	-	-	
	Total Exclusions claimed B		500.80	1.78	502.58	-	502.58	-	
	Grand Total (A + B)		**601.99**	**-89.40**	**512.60**	**-292.06**	**804.65**	**3.29**	

(Petitioner)

PART-II
Annexure-A

Name of the Petitioner	NTPC Ltd.
Name of the Generating Station	Gadarwara
COD	01.03.2021
For Financial Year	2021-22

Annexure in Rs. Lakh

Sl. No.	Head of Work/Equipment	Party Name	ACE Claimed						Justification
			Accrual basis as per Note-2 of BS	IND AS Adj	Accrual basis as per IGAAP	Un-discharged Liability included in col. 3B	Cash basis	IDC included in col. 3B	
1	2	2A	3	3A	3B=3+3A	4	5=3B-4	6	7
A	**Claim**								
1	Freehold Land	Misc parties	151.14	0.00	151.14	0.00	151.14	0.00	
2	Land - Right of Use	Misc parties	40.36	0.00	40.36	0.00	40.36	0.00	
3	Roads, bridges & culverts	Shivshakti enterprises, B&S Const., IRMR Const.	63.27	-0.28	62.99	0.00	62.99	5.32	
4	Main Plant Buildings		11.55	0.00	11.55	0.32	11.23	0.00	
5	Office Buildings	MECC & other misc agencies	4119.52	44.87	4164.39	166.78	3997.61	614.06	
6	Water Supply, drainage & sewerage		17.33	0.00	17.33	0.00	17.33	0.01	
7	MGR track and signalling system / Railway siding	[illegible]	1603.22	-10.99	1612.21	158.19	1314.06	214.62	
8	765 KV Transformers	[illegible]	6.69	0.00	6.69	0.00	6.69	0.00	
9	Ash Handling System & AWRS	[illegible]	653.98	13.00	648.98	17.05	613.93	106.53	
10	CHP/PCP		34.02	0.00	34.02	0.00	34.02	0.02	
11	CHP Package	[illegible]	95.24	0.00	95.24	4.22	91.02	0.00	
12	Cooling Towers	[illegible]	6.23	0.00	6.23	6.23	0.00	0.00	
13	CW System/pipe	[illegible]	403.92	0.00	403.92	22.70	381.22	0.00	
14	HRV Power Transformers	[illegible]	-1.65	0.00	-1.65	0.00	-1.65	0.00	
15	Fire Detection and Protection System	[illegible]	84.07	0.00	84.07	38.53	45.54	0.00	Justification given in Form-5
16	AC&Ventilation	[illegible]	16.42	4.01	14.41	13.80	2.62	0.18	
17	Make up Water System	[illegible]	269.89	0.00	269.89	186.77	83.12	0.00	
18	Station C&I Package	[illegible]	8.29	0.00	8.29	5.14	3.14	0.00	
19	Station Spray	[illegible]	13.84	0.00	13.84	0.00	13.84	0.02	
20	SG Package	[illegible]	413.34	-0.86	405.69	112.43	291.26	102.30	
21	Switch Yard Package	[illegible]	0.96	0.00	0.96	0.00	0.96	0.00	
22	TG Package	[illegible]	393.18	0.00	393.18	299.92	93.26	0.03	
23	Water Treatment Plant	[illegible]	7.05	0.00	7.05	0.00	7.05	0.00	
24	Township Package for Gadarwara	[illegible]	104.44	-0.54	105.60	0.00	105.60	10.71	
25	LT Switchgear & Batteries	[illegible]	8.19	0.00	8.19	1.06	7.14	0.00	
26	Electrical Installations	Misc Vendors	139.62	0	139.62	0.00	139.62	0.00	
27	MB/Vhs	Misc Vendors	874.69	-0.12	960.05	0.00	960.05	0.00	
28	Capital Spares	Misc Vendors	1314.67	0.00	1314.67	0.00	1314.67	0.00	
29	Contractors FERV		-37.22	0.00	-37.22	-37.22	0.00	0.00	
30	Contractors FERV Claimed to P&L Accrued		0.00	-40.41	-40.41	-40.41	0.00	0.00	
31	Drawn of Capital Source - Part of Capital Cost		-715.10	0.00	-715.10	0.00	-715.10	0.00	
32	Drawn of MB/Vhs - Part of Capital Cost		-1.50	0.00	-1.50	0.00	-1.50	0.00	
	Total Claim for the year A		**12180.04**	**-4.08**	**12184.36**	**955.63**	**11228.34**	**1144.26**	
B	**Exclusions**								
1	Loan FERV		2304.30	0.00	2304.30		2304.30	0.00	
2	Inter Unit transfer (IUT)		5.81	0.00	5.81		5.81	0.00	Justification given in Form-K
3	Capital Overhauling		-825.12	-825.12	0.00	0.00	0.00	0.00	
4	Drawn of Capital Overhauling		-2659.41	2659.41	0.00	0.00	0.00	0.00	
	Total Exclusions claimed B		**1756.82**	**834.29**	**2310.11**	**0.00**	**2310.11**	**0.00**	
	Grand Total (A + B)		**13955.06**	**830.21**	**14785.27**	**955.63**	**13829.64**	**1144.26**	

(Petitioner)

PART-I
Annexure-A

Name of the Petitioner	NTPC Ltd.
Name of the Generating Station	Gadarwara
COD	01.03.2021
For Financial Year	2021-22

Amount in Rs

Sl. No.	Head of Work /Equipment	Party Name	ACE Claimed						Justification
			Accrual basis as per Note-2 of BS	IND AS Adj	Accrual basis as per IGAAP	Un-discharged Liability included in col. 3B	Cash basis	IDC included in col. 3B	
1	2	2A	3	3A	3B=3+3A	4	5=3B-4	6	7
A	**Claim**								
1	Roads, bridges, culverts & Jetpath	BRIDGE & ROOF CO INDIA LTD, IMC Projects India Ltd	416.89	0.00	416.89	4.40	412.49	16.26	
2	Main Plant Buildings	BRIDGE & ROOF CO INDIA LTD & OTH	646.43	0.00	646.43	304.62	341.82	0.00	
3	Other Buildings	Various Parties	1274.52	0.00	1274.52	295.88	978.74	165.28	
4	MGR track and ancillary system / Railway siding	SR AFA (C)	1457.3.86	0.00	1457.3.86	690.63	1571.23	1782.63	
5	AC & Ventilation System	STERLING AND WILSON PVT LTD	32.42	0.00	32.42	0.06	32.37	0.30	
6	Salt Dyke		4.26	0.00	4.26	0.00	4.26	0.00	
7	Salt Handling System & AWRS	FLOWSCHEE LTD	165.00	0.00	165.00	97.40	67.56	13.33	
8	CHP/ASH		447.02	0.00	447.02	0.00	447.02	58.97	
9	CHP	ELECON EPC PROJECTS LTD	1.63	0.00	1.63	1.63	0.00	0.00	
10	Cooling Towers	PAHARPUR COOLING TOWERS LTD	-36.13	0.00	-36.13	0.00	-36.13	0.00	
11	CW System	B B KAR	21.97	0.00	21.97	9.16	12.81	0.00	
12	ESP	BHEL	275.96	0.00	275.96	5.77	270.21	0.00	
13	Fire Detection and Protection System	Lloyd Insulations India Ltd, TRI-PARTSEN PROTECTION SYSTEM	55.64	0.00	55.64	10.78	44.86	0.26	Justification given in Form-5
14	Automatic Generation Control (AGC)	ABB India Limited	18.70	0.00	18.70	0.04	12.66	1.81	
15	Make up Water System		24.35	0.00	24.35	0.00	24.35	0.00	
16	Sewage Treatment Plant	TECHNO PUMPS & PROJECTS	28.40	0.00	28.40	0.00	28.40	3.97	
17	Station C&I Package	BHEL	6.30	0.00	6.30	1.16	5.14	0.00	
18	SG Package	BHEL	387.29	0.00	387.29	46.58	340.71	0.00	
19	TG Package	BHEL	736.97	0.00	736.97	12.90	724.08	18.13	
20	Internal Electrification and lighting	IMC Projects India Ltd	29.20	0.00	29.20	0.00	29.20	0.00	
21	Control Room Equipments (LED Monitors)	JOSHIWAL INDUSTRIES PVT LTD	6.29	0.00	6.29	0.00	6.29	0.00	
22	LT Switchgears	SIEMENS LTD. TULIP TRADERS	36.55	0.00	36.55	0.00	36.55	0.00	
23	Township Electrification	IMC Projects India Ltd	53.51	0.00	53.51	20.46	33.05	0.00	
24	ABD Os		1072.40	0.00	1072.40	0.00	1072.40	0.00	
25	Initial Spares	Various Vendors	3029.51	0.00	3029.51	0.00	3029.51	0.00	
26	Contractors FERV		726.95	0.00	726.95	726.95	0.00	0.00	
27	Contractors FERV Claimed in P&L Account		0.00	213.59	213.59	213.59	0.00	0.00	
28	Descpt of Capital Spares - Part of Capital Cost		-395.97	0.00	-395.97	0.00	-395.97	0.00	
29	Descpt of OBD Os - Part of Capital Cost		-41.77	0.00	-41.77	0.00	-41.77	0.00	
	Total Claim for the year A		**53,608.52**	**213.64**	**53,814.17**	**2,220.11**	**51,594.05**	**2,065.22**	
B	**Exclusions**								
1	Capital Overhauling	------	0.00	-0.06	0.00	0.00	0.00	0.00	
2	Gain/ FRV		7352.36	0.00	7352.36	0.00	7352.36	0.00	Justification given in Form-E
3	Joint Use Transfer (JUT)	------	-2.33	0.00	-2.33	0.00	-2.33	0.00	
	Total Exclusions claimed B		**7350.03**	**-0.06**	**7350.03**	**0.00**	**7350.03**	**0.00**	
	Grand Total (A + B)		**30,950.61**	**213.59**	**31,164.19**	**2,220.11**	**28,944.08**	**2,065.22**	

(Petitioner)

Annexure-I

Name of the Petitioner :	[****] Ltd.
Name of the Discoming Station :	[Odisha only]
COD :	[01.04.2021]
For Financial Year :	[2024-25]

Amount in Rs.

Sl. No.	Head of Work/ Equipment	Party Name	O&M Expenses						Justification
			Accrual basis as per Note-2 of Sl.	[IND AS Adj]	Accrual basis as per IGAAP	Undischarged Liability included in col. 2B	Cash basis	IDC included in col. 2B	
1	2	2A	2	2B	2B=2+2A	4	5=2B-4	6	7
A	Claim								
1	[illegible]	[illegible]	9.91	--	9.91		9.91	--	
2	[illegible]	[illegible]	1,204.44	--	1,204.44		1,204.44	--	
3	[illegible]	[illegible]	26.89	--	26.89	19.12	7.76	--	
4	[illegible]	Chemistry Cable Ltd. (Bridge & Roof Co. (India) Ltd. & Others	66.98	--	66.98	34.24	32.74	--	
5	[illegible]	Chemistry Cable Ltd. (Bridge & Roof Co. (India) Ltd. & Others	1,222.49	--	1,222.49	55.34	1,167.15	0.00	
6	[illegible]	Bridge & Roof Co. (India) Ltd. & [illegible] Limited, [illegible] & Others	329.62	1.81	331.43	87.96	243.47	6.39	
7	[illegible]	[illegible]	4,761.61	--	4,761.61	806.72	3,954.89	210.88	
8	[illegible]	[illegible]	2.27	--	2.27	2.27	--	--	
9	[illegible]	[illegible]	141.84	--	141.84	--	141.84	--	
10	[illegible]	Bridge & Roof Co. (India) Ltd. & [illegible]	78.33	--	78.33	44.33	33.99	--	
11	[illegible]	[illegible]	93.06	--	93.06	21.77	71.29	7.11	
12	[illegible]	Babcock Wilcox Equipment Pvt Ltd, Babcock Enterprises	711.74	--	711.74	694.11	17.63	--	
13	[illegible]	Babcock Wilcox Equipment Pvt Ltd	771.13	--	771.13	771.13	--	--	
14	[illegible]	Bridge & Roof Co. (India) Ltd.	72.19	--	72.19	11.97	60.22	--	
15	[illegible]	[illegible]	477.39	--	477.39	--	477.39	51.61	
16	[illegible]	[illegible]	68.74	--	68.74	68.74	--	--	
17	[illegible]	[illegible]	13.83	--	13.83	13.83	--	--	
18	[illegible]	[illegible]	79.06	--	79.06	34.67	51.39	1.07	Brief Explanation is to be given in Form-9
19	[illegible]	[illegible]	23.28	--	23.28	23.28	0.00	--	
20	[illegible]	[illegible]	22.28	--	22.28	7.72	14.56	--	
21	[illegible]	[illegible]	1.08	--	1.08	1.08	--	--	
22	[illegible]	[illegible]	3.73	--	3.73	3.73	--	--	
23	[illegible]	[illegible]	7.11	--	7.11	7.96	7.19	--	
24	[illegible]	[illegible]	0.92	--	0.92	0.92	--	--	
25	[illegible]	[illegible]	26.93	--	26.93	24.17	2.76	--	
26	[illegible]	[illegible]	3.96	--	3.96	3.96	--	--	
27	[illegible]	[illegible]	6.17	--	6.17	6.17	--	--	
28	[illegible]	[illegible]	1.08	--	1.08	1.08	--	--	
29	[illegible]	Bridge & Roof Co. (India) Ltd. [illegible]	672.62	--	672.62	482.67	189.95	--	
30	[illegible]	[illegible]	11.28	--	11.28	11.28	--	--	
31	[illegible]	[illegible]	1,277.37	--	1,277.37	278.81	998.57	--	
32	[illegible]	[illegible]	19.90	--	19.90	8.31	8.81	--	
33	[illegible]	[illegible] Limited, [illegible] Limited, [illegible] Ltd. Trustmark Factory Ltd.	497.90	--	497.90	114.67	383.23	9.91	
34	[illegible]	[illegible]	734.96	--	734.96	123.82	611.14	--	
35	[illegible]	[illegible]	183.26	--	183.26	183.26	--	--	
36	[illegible]	[illegible]	31.74	31.74	31.74	31.74	--	--	
37	[illegible]	[illegible]	2,912.88	--	2,912.88	90.00	2,822.77	--	
38	[illegible]	[illegible]	448.77	--	448.77	--	448.77	--	
39	[illegible]	[illegible]	13.83	--	13.83	--	13.83	--	
40	[illegible]	[illegible]	90.22	--	90.22	90.22	--	--	
	Total Claim for the year A		13,870.37	33.61	13,937.98	3,159.69	10,778.29	286.11	
B	Exclusions								
1	[illegible]	[illegible]	1,181.79	--	1,181.79		1,181.79		
2	[illegible]		4.00	-0.21	3.79	0.00	3.79	0.00	Brief Explanation is to be given in Form-9
	Total Exclusion claimed B		1,185.79	-0.21	1,185.79	--	1,185.79	--	
	Grand Total (A – B)		12,684.58	33.79	12,752.19	3,159.69	11,592.50	286.11	

(Petitioner)

Part-1
Form-I

Details of Assets De-capitalised during the period 2020-21

Name of the Petitioner	NTPC Ltd
Name of the Generating Station	Gadarwara
COD	01.03.2021
For Financial Year	2020-21 (01.03.2021-31.03.2021)

Depriciation Rate

2019-20	4.32%	2022-23	5.01%
2020-21	5.00%	2023-24	5.01%
2021-22	5.01%		

S.N	Name of the Asset	Nature of de-capitalization (whether claimed under exclusion or as additional capital expenditure)	Value of the Asset de-capitalised as per Note 2 of BS	IndAS Adjustment	Original Value of the Asset decapitalised as per IGAAP	Year Put to use	Depreciation recovered till date of decapitalization	Whether earning RoE at the normal rate of weightage average rate of interest on loan
A	Decap of Spares: Part of Capital Cost							
1	Plant & Machinery		22.65	-	22.65	2020-21	0.09	Normal Rate of RoE
B	Decap of MBOAs: Part of Capital Cost							
1	MBOAs : Furniture & Fixtures		7.06	-	7.06	2020-21	0.03	Normal Rate of RoE
2	MBOAs : EDP, WP machines & Satcom Equipment		0.16	-	0.16	2020-21	0.00	
	TOTAL A+B		29.86	-	29.86		0.12	

(Petitioner)

Part-1
Form-I

Details of Assets De-capitalised during the period 2021-22

Name of the Petitioner	**NTPC Ltd**
Name of the Generating Station	**GADARWARA**
COD	**01.03.2021**
For Financial Year	**2021-22**

Depreciation Rate

2019-20	4.8200%	2022-23	5.01%
2020-21	5.0040%	2023-24	5.01%
2021-22	5.0100%		

Amount in Rs Lakh

S.N	Name of the Asset	Nature of de-capitalization (whether claimed under exclusion or as additional capital expenditure)	Value of the Asset de-capitalised as per Note 2 of BS	IndAS Adjustment	Original Value of the Asset decapitalised as per IGAAP	Year Put to use	Depreciation recovered till date of decapitalization	Whether earning RoE at the normal rate of weightage average rate of interest on loan
A	**Decap of Spares : Part of Capital Cost**							
	Plant & Machinery	Claimed under Add cap	715.10	0.00	715.10	2019-20	70.93	
B	**Decap of MBOAs : Part of Capital Cost**							
1	MBOAs : Furniture & Fixture	Claimed under Add cap	0.96	0.00	0.96	2017-18	0.10	Normal RoE
2			0.41	0.00	0.41	2018-19	0.04	
3	MBOAs : Other Office Equipment		0.12	0.00	0.12	2018-19	0.01	
C	**Decap of Capital Overhauling**	Claimed under Exclusion	2,659.41	-2,659.41	-			As per Form K
	TOTAL		**3,376.01**	**-2,659.41**	**716.60**	-	**71.08**	

(Petitioner)

Part-1
Form-I

Details of Assets De-capitalised during the period 2022-23

Name of the Petitioner	NTPC Ltd
Name of the Generating Station	Gadarwara
COD	01.03.2021
For Financial Year	2022-23

Depriciation Rate

2019-20	4.8200%	2022-23	5.0100%
2020-21	5.0040%	2023-24	5.0100%
2021-22	5.0100%		

S.N	Name of the Asset	Nature of de-capitalization (whether claimed under exclusion or as additional capital expenditure)	Value of the Asset de-capitalised as per Note 2 of BS	IndAS Adjustment	Original Value of the Asset decapitalised as per IGAAP	Year Put to use	Depreciation recovered till date of decapitalization	Whether earning RoE at the normal rate of weightage average rate of interest on loan
A	Decap of Spares : Part of Capital Cost							
1	Spares	Claimed as add cap	151.68	-	151.68	2019-20	22.64	Normal RoE
2			242.29	-	242.29	2020-21	24.27	
	Total A		393.97	-	393.97		46.91	
B	Decap of MBOAs : Part of Capital Cost							
1	Other office equipment	Claimed as add cap	61.77	-	61.77	2019-20	9.22	Normal RoE
	Total B		61.77	-	61.77		9.22	
	TOTAL A+B		455.74	-	455.74	-	56.14	

(Petitioner)

Part-1
Form-1

Details of Assets De-capitalised during the period 2023-24

Name of the Petitioner	NTPC Ltd
Name of the Generating Station	Gadarwara
COD	01.03.2021
For Financial Year	2023-24

Depriciation Rate

2019-20	4.8200%	2022-23	5.0100%
2020-21	5.0040%	2023-24	5.0100%
2021-22	5.0100%		

S.N	Name of the Asset	Nature of de-capitalization (whether claimed under exclusion or as additional capital expenditure)	Value of the Asset de-capitalised as per Note 2 of BS	IndAS Adjustment	Original Value of the Asset decapitalised as per IGAAP	Year Put to use	Depreciation recovered till date of decapitalization	Whether earning RoE at the normal rate of weightage average rate of interest on loan
A	Decap of Spares : Part of Capital Cost							
1	Spares	Claimed as add cap	269.55	-	269.55	2019-20	53.75	Normal RoE
			80.02	-	80.02	2020-21	12.02	
	Total A		349.57	-	349.57		65.77	
B	Decap of MBOAs : Part of Capital Cost							
1	MBOAs	Claimed as add cap	43.52	-	43.52	2019-20	8.68	Normal RoE
2			1.50	-	1.50	2022-23	0.08	
	Total B		45.03	-	45.03		8.75	
	TOTAL (A+B)		394.60	-	394.60	-	74.52	

(Petitioner)

Part-I
Form-J

Reconciliation of capitalisation claimed vis-à-vis books

Name of the Petitioner				
Name of the Generating Station				
COD				

Amount in Rs Lakh

Sl No	Particulars	2020-21 (Stn COD 01.03.2021-31.03.2021)	2021-22	2022-23	2023-24	
1	Closing Gross Block as per IND AS	**13,23,566.80**	**13,37,521.86**	**13,68,472.47**	**13,84,927.81**	
2	**IND AS Adjustment**					
2.1	Add: Adjustment of Accumulated Depreciation as on 01.04.2015	686.62	686.62	686.62	686.62	
2.1.1	14th/2016	3,080.31	3,080.31	3,080.31	3,080.31	
2.2	Gross Block adjustment with regard to Accum Depreciation for decapitalisation done from 01.04.2015 upto the date	28.82	28.82	28.82	28.82	
2.3	Capital Spares Capitalised out of inventory $ys Cir 12th	-	0.00	0.00	0.00	
2.4	Capital Spares Capitalised out of inventory $ys Cir 14th	-	0.00	0.00	0.00	
2.5	Vendor Discounting credited to Gross block	5,988.22	6,083.13	6,083.19	6,084.24	
2.5.1	Unwinding expenses capitalised as IDC from 01.04.2015 to the date of COD (appearing in GB as on COD)	-8,574.09	-8,632.67	-8,632.67	-8,632.67	
2.6	Total addition in capital GB asset class (including adjustments also)	-	-1,825.12	-1,825.18	-1,825.18	
2.7	Decapitalisation of capital Overhauling during the year	-	2,659.41	2,659.41	2,659.41	
2.8	Ind As Adjustment due to IUT	1.78	1.78	1.78	1.78	
2.9	Capital Spares Capitalised	-	0.00	0.00	0.00	
2.10	Unamortized Finance Charges	2,500.15	2,500.15	2,500.15	2,500.15	
2.11	IND AS adjustment - Lease hold land *	-1,899.91	-1,899.91	-1,899.91	-1,899.91	
2.12	Contractor ERV Charged to P&L	-91.17	-131.58	82.00	107.76	
	Subtotal IND AS ADJ (2a-2b-2c-2d+2e+2f)	**1,720.74**	**2,550.95**	**2,764.53**	**2,791.32**	
3	Closing Gross Block as per IGAAP	**13,25,287.54**	**13,40,072.81**	**13,71,237.00**	**13,87,718.53**	
4	Opening Gross Block as per IND AS	**13,22,964.31**	**13,23,566.80**	**13,37,521.86**	**13,68,472.47**	
5	**Add: Ind AS Adjustment**					
5.1	Add: Adjustment of Accumulated Depreciation as on 01.04.2015	686.62	686.62	686.62	686.62	
5.1.1	Add: Accumulated Depreciation Adjustment in line with System Circular 14th/2016	3,080.31	3,080.31	3,080.31	3,080.31	
5.2	Gross Block adjustment with regard to Accum Depreciation for decapitalisation done from 01.04.2015 upto the date	28.82	28.82	28.82	28.82	
5.3	Capital Spares Capitalised out of inventory $ys Cir 12th	-	0.00	0.00	0.00	
5.4	Capital Spares Capitalised out of inventory $ys Cir 14th	-	0.00	0.00	0.00	
5.5	Vendor Discounting credited to Gross block	5,988.22	5,988.22	6,083.13	6,083.19	
5.5.1	Unwinding expenses capitalised as IDC from 01.04.2015 to the date of COD (appearing in GB as on COD)	-8,574.09	-8,574.09	-8,632.67	-8,632.67	
5.6	Total addition in capital GB asset class (including adjustments also)	-	0.00	-1,825.12	-1,825.18	
5.7	Decapitalisation of capital Overhauling during the year	-	0.00	2,659.41	2,659.41	
5.8	Ind As Adjustment due to IUT	-	1.78	1.78	1.78	
5.9	Capital Spares Capitalised	-	0.00	0.00	0.00	
6.0	Unamortized Finance Charges	2,500.15	2,500.15	2,500.15	2,500.15	
6.1	IND AS adjustment - Lease hold land *	-1,899.91	-1,899.91	-1,899.91	-1,899.91	
6.2	Contractor ERV Charged to P&L	-	-91.17	-131.58	82.00	
	Subtotal IND AS ADJ	**1,810.14**	**1,720.74**	**2,550.95**	**2,764.53**	
6	Opening Gross Block as per IGAAP	**13,24,774.94**	**13,25,287.54**	**13,40,072.81**	**13,71,237.00**	
7	Total Additions as per books (G = 3 - 6)	**512.60**	**14,785.27**	**31,164.19**	**16,481.53**	
8	Less: Additions as per IGAAP pertaining to other stages (**Give Stagewise break up**)	-	-	-	-	
9	Net Additions pertaining to instant Stage	**512.60**	**14,785.27**	**31,164.19**	**16,481.53**	
10	Less: Exclusions (items not allowable/not claimed) (accrual basis)	**502.58**	**2,590.31**	**7,350.03**	**1,383.95**	As per Form-8
11	Net Additional Capital Expenditure Claimed (on accrual basis)	**10.02**	**12,194.96**	**23,814.16**	**15,097.57**	As per Form-9
12	Less: Un-discharged Liabilities for claimed items (as per IGAAP)	**-292.06**	**955.63**	**2,220.11**	**3,426.70**	As per Form-0
13	Add: Discharges of un-discharged liabilities, corresponding to admitted assets/works (as per IGAAP)	**1,290.36**	**5,483.75**	**2,816.26**	**2,659.12**	As per Form-8
14	Net Additional Capital Expenditure Claimed (on cash basis)	**1,592.45**	**16,643.09**	**24,410.31**	**14,329.99**	As per Form-9

(Petitioner)

PART-I
Form-K

Statement showing items/assets/works claimed under Exclusions

Name of the Petitioner	NTPC Ltd.
Name of the Generating Station	Gadarwara
COD	01.03.2021
For Financial Year	2020-21 (01.03.2021-31.03.2021)

Amount in Rs Lakh

Sl. No.	Head of Work /Equipment	ACE Claimed under exclusion						Justification
		Accrual basis as per Note-2 of BS	IND AS Adj	Accrual basis as per IGAAP	Un-discharged Liability included in col. 3B	Cash basis	IDC included in col. 3B	
1	2	3	3A	3B=3+3A	4	5=3B-4	6	7
A	Loan FERV	502.58	-	502.58	-	502.58	-	Loan FERV is directly billed to the customer and hence kept under exclusion.
B	Inter Unit Transfer (IUT) (from Badarpur)	-1.78	1.78	-	-	-		These are temporary inter unit transfers. Hon'ble CERC doesnot consider temporary IUT for tariff purposes, hence kept under exclusion. However, this pertains to Indas adjustement to arrive at IGAAP figure.
	Total Exclusions	500.80	1.78	502.58	-	502.58	-	

(Petitioner)

PART-1
Form-K

Statement showing items/assets/works claimed under Exclusions

Name of the Petitioner	NTPC Ltd.
Name of the Generating Station	GADARWARA
COD	01.03.2021
For Financial Year	2021-22

Amount in Rs Lakh

Sl. No.	Head of Work /Equipment	ACE Claimed under exclusion						Justification
		Accrual basis as per Note-2 of BS	IND AS Adj	Accrual basis as per IGAAP	Un-discharged Liability included in col. 3B	Cash basis	IDC included in col. 3B	
1	2	3	3A	3B=3+3A	4	5=3B-4	6	7
1	Loan FERV	2,584.50	-	2,584.50	-	2,584.50	-	Loan ERV is billed directly to the beneficiaries as per Regulations, hence kept under exclusion
2	Inter Unit transfer (IUT)	5.81	-	5.81	-	5.81	-	These IUTs are temporary in nature and Hon'ble Commission as a practice do not consider IUT for tariff, hence their capitalisation has been kept under exclusion.
3	Capital Overhauling	1825.12	-1825.12	-	-	-	-	This pertains to IND AS
4	Decap of Capital Overhauling	-2659.41	2659.41	-	-	-	-	adjustement to arrive at IGAAP
	Total Exclusions	1,756.02	834.29	2,590.31	-	2,590.31	-	

(Petitioner)

PART-I
Form-K

Statement showing items/assets/works claimed under Exclusions

Name of the Petitioner	NTPC Ltd.
Name of the Generating Station	Gadarwara
COD	01.03.2021
For Financial Year	2022-23

Amount in Rs Lakh

Sl. No.	Head of Work /Equipment	ACE Claimed under exclusion						Justification
		Accrual basis as per Note-2 of BS	IND AS Adj	Accrual basis as per IGAAP	Un-discharged Liability included in col. 3B	Cash basis	IDC included in col. 3B	
1	2	3	3A	3B=3+3A	4	5=3B-4	6	7
A	Capital Overhauling	0.00	-0.06	0.00	-	0.00	-	This pertains to IND AS adjustment to arrive at IGAAP figure, hence kept under exclusion.
B	Loan ERV	7352.56	0.00	7352.56	-	7352.56	-	Loan ERV is billed directly to the beneficiaries as per Regulations, hence kept under exclusion.
C	Inter Unit Transfer (IUT)							
	trf to Sipat	-1.07	0.00	-1.07	-	-1.07	-	These IUTs are temporary in nature and fourfile Commission as a practice do not consider IUT for tariff, hence their capitalisation has been kept under exclusion.
	trf to Dadri Thermal	-0.98	0.00	-0.98	-	-0.98	-	
	trf to WR II HQ	-0.49	0.00	-0.49	-	-0.49	-	
	Total IUT C	-2.53	0.00	-2.53	0.00	-2.53	0.00	
	Total Exclusions (A+B+C)	7,350.08	-0.06	7,350.03	-	7,350.03	-	

(Petitioner)

PART-I
Form-K

Statement showing items/assets/works claimed under Exclusions

Name of the Petitioner	NTPC Ltd.
Name of the Generating Station	Gadarwara
COD	01.03.2021
For Financial Year	2023-24

Amount in Rs Lakh

Sl. No.	Head of Work/Equipment	ACE Claimed under exclusion						Justification
		Accrual basis as per Note-2 of BS	IND AS Adj	Accrual basis as per IGAAP	Un-discharged Liability included in col. 3B	Cash basis	IDC included in col. 3B	
1	2	3	3A	3B=3+3A	4	5=3B-4	6	7
1	Loss ERV	1,387.93	-	1,387.93	-	1,387.93	-	Loss ERV is billed directly to the beneficiaries as per Regulations, hence kept under exclusion.
2	Inter Unit Transfer (IUT)							These IUTs are temporary in nature and the Hon'ble Commission as a practice do not consider IUT for tariff, hence their capitalisation has been kept under exclusion. The Hon'ble Commission may please allow the same.
	to NTPC TDC	-	-0.03	(0.03)	-	(0.03)	-	
	from NTPC Badarpur	-	0.00	0.00	-	0.00	-	
	to NTPC Sipat	-1.67	-	(1.67)	-	(1.67)	-	
	from NTPC Darlipalli	7.72	-	7.72	-	7.72	-	
	Total Exclusions Claimed	1,393.98	-0.02	1,393.95	-	1,393.95	-	

(Petitioner)

PART-I
FORM- 1

Statement of Capital cost

(Amount in Rs Lakh)

Name of the Petitioner

Name of the Generating Station

COD

Sl. No.	Particulars	01.03.2021 to 31.03.2021			2021-22			2022-23			2023-24		
		Accrual Basis	Un-discharged Liabilities	Cash Basis	Accrual Basis	Un-discharged Liabilities	Cash Basis	Accrual Basis	Un-discharged Liabilities	Cash Basis	Accrual Basis	Un-discharged Liabilities	Cash Basis
A	a) Opening Gross Block Amount as per books	13,24,774.94	50,360.91	12,68,206.03	13,25,267.55	54,986.47	12,70,301.08	13,40,072.81	50,338.55	12,89,534.45	13,71,217.89	49,942.20	13,21,294.89
	b) Amount of IDC in A(a) above	2,02,893.35	-	2,02,893.35	2,02,896.62	-	2,02,896.62	2,04,040.89	-	2,04,040.89	2,06,106.11	-	2,06,106.11
	c) Amount of FC in A(a) above	-	-	-	-	-	-	-	-	-	-	-	-
	d) Amount of FERV in A(a) above	28,336.30	-	28,336.30	20,838.88	-	20,838.88	23,423.38	-	23,423.38	50,773.94	-	50,773.94
	e) Amount of Hedging Cost in A(a) above	-	-	-	-	-	-	-	-	-	-	-	-
	f) Amount of IEDC in A(a) above	1,28,033.84	-	1,28,033.84	1,28,033.84	-	1,28,033.84	1,26,704.17	-	1,26,704.17	1,31,911.32	-	1,31,911.32
B	a) Addition in Gross Block Amount during the period (Direct purchases)	506.07	202.86	658.13	5,243.29	-77.63	5,322.92	12,225.51	340.13	11,284.88	5,277.23	1,684.28	3,592.95
	b) Amount of IDC in B(a) above	-	-	-	-	-	-	-	-	-	-	-	-
	c) Amount of FC in B(a) above	-	-	-	-	-	-	-	-	-	-	-	-
	d) Amount of FERV in B(a) above	502.59		502.59	2,584.50		2,584.50	7,552.56	-	7,552.56	1,387.93	-	1,387.93
	e) Amount of Hedging Cost in B(a) above	-		-	-		-	-	-	-	-		
	f) Amount of IEDC in B(a) above	-		-	-		-	-	-	-	-		
C	a) Addition in Gross Block Amount during the period (Transferred from CWIP)	-25.61	-	-25.61	12,536.38	1,033.26	11,225.93	19,304.42	1,270.58	18,114.84	11,608.69	3,742.42	9,866.28
	b) Amount of IDC in C(a) above	3.29	-	3.29	1,144.27	-	1,144.27	2,067.22	-	2,067.22	340.12	-	340.12
	c) Amount of FC in C(a) above	-	-	-	-	-	-	-	-	-	-	-	-
	d) Amount of FERV in C(a) above	-	-	-	-	-	-	-	-	-	-	-	-
	e) Amount of Hedging Cost in C(a) above	-	-	-	-	-	-	-	-	-	-	-	-
	f) Amount of IEDC in C(a) above	-	-	-	668.53	-	668.53	3,207.35	-	3,207.35	121.74	-	121.74
D	a) Deletion in Gross Block Amount during the period	29.86	-	29.86	716.60	-	716.60	455.74	-	455.74	594.60	-	594.60
	b) Amount of IDC in D(a) above	-	-	-	-	-	-	-	-	-	-	-	-
	c) Amount of FC in D(a) above	-	-	-	-	-	-	-	-	-	-	-	-
	d) Amount of FERV in D(a) above	-	-	-	-	-	-	-	-	-	-	-	-
	e) Amount of Hedging Cost in D(a) above	-	-	-	-	-	-	-	-	-	-	-	-
	f) Amount of IEDC in D(a) above	-	-	-	-	-	-	-	-	-	-	-	-
E	a) Closing Gross Block Amount as per books	13,25,247.53	54,996.47	12,70,301.08	13,40,072.81	50,338.55	12,89,534.45	13,71,257.00	49,942.20	13,21,294.89	13,87,728.52	50,709.77	13,37,018.53
	b) Amount of IDC in E(a) above	2,02,896.62	-	2,02,896.62	2,04,040.89	-	2,04,040.89	2,06,106.11	-	2,06,106.11	2,06,452.22	-	2,06,452.22
	c) Amount of FC in E(a) above	-	-	-	-	-	-	-	-	-	-	-	-
	d) Amount of FERV in E(a) above	28,838.88	-	28,838.88	23,423.38	-	23,423.38	30,773.94	-	30,773.94	52,161.87	-	52,161.87
	e) Amount of Hedging Cost in E(a) above	-	-	-	-	-	-	-	-	-	-	-	-
	f) Amount of IEDC in E(a) above	1,28,033.84	-	1,28,033.84	1,26,704.17	-	1,26,704.17	1,31,911.32	-	1,31,911.32	1,32,055.26	-	1,32,055.26

(Petitioner)

PART-I
FORM- M

Statement of Capital Works in Progress

(Amount in Rs Lakh)

Name of the Petitioner

Name of the Generating Station

COD

Sl. No.	Particulars	2020-21(01.3.2021-31.03.2021)			2021-22			2022-23			2023-24		
		Accrual Basis	Un-discharged Liabilities	Cash Basis	Accrual Basis	Un-discharged Liabilities	Cash Basis	Accrual Basis	Un-discharged Liabilities	Cash Basis	Accrual Basis	Un-discharged Liabilities	Cash Basis
A	(a) Opening CWIP as per books	72,546.22	5,612.54	66,933.68	76,092.44	6,830.40	69,262.04	91,993.22	21,310.28	68,682.94	80,236.40	24,600.95	61,635.45
	(b) Amount of IDC in A(a) above	3,590.76	-	3,590.76	5,840.54	-	5,840.54	5,991.25	-	5,991.25	7,384.39	-	7,384.39
	(c) Amount of FC in A(a) above	-	-	-	-	-	-	-	-	-	-	-	-
	(d) Amount of FERV in A(a) above	-	-	-	-	-	-	-37.97	-	-37.97	203.89	-	203.89
	(e) Amount of Hedging Cost in A(a) above	-	-	-	-	-	-	-	-	-	-	-	-
	(f) Amount of IUDC in A(a) above	22,065.51	-	22,065.51	22,000.01	-	22,000.01	19,223.34	-	19,223.34	16,770.64	-	16,770.64
B	(a) Addition in CWIP during the period	3,922.61	2,989.02	933.59	28,137.36	18,652.70	9,504.67	13,637.60	2,749.72	10,887.88	21,019.77	2,558.80	18,460.97
	(b) Amount of IDC in B(a) above	247.07	-	247.07	3,144.98	-	3,144.98	3,558.36	-	3,558.36	3,613.85	-	3,613.85
	(c) Amount of FC in B(a) above	-	-	-	-	-	-	-	-	-	-	-	-
	(d) Amount of FERV in B(a) above	-	-	-	-37.97	-	-37.97	241.87	-	241.87	92.36	-	92.36
	(e) Amount of Hedging Cost in B(a) above	-	-	-	-	-	-	-	-	-	-	-	-
	(f) Amount of IUDC in B(a) above	82.49	-	82.49	2,108.39	-	2,108.39	780.65	-	780.65	274.57	-	274.57
C	(a) Transferred to Gross Block Amount during the period	-23.63	-	-23.63	12,256.56	1,033.26	11,223.33	19,394.42	1,279.58	18,114.84	11,608.69	182.44	11,426.25
	(b) Amount of IDC in C(a) above	3.29	-	3.29	1,144.27	-	1,144.27	2,065.22	-	2,065.22	346.12	-	-
	(c) Amount of FC in C(a) above	-	-	-	-	-	-	-	-	-	-	-	-
	(d) Amount of FERV in C(a) above	-	-	-	-	-	-	-	-	-	-	-	-
	(e) Amount of Hedging Cost in C(a) above	-	-	-	-	-	-	-	-	-	-	-	-
	(f) Amount of IUDC in C(a) above	-	-	-	668.33	-	668.33	3,207.35	-	3,207.35	121.74	-	121.74
D	(a) Deletion in CWIP during the period	-	-	-	-	-	-	-	-	-	-	-	-
	(b) Amount of IDC in D(a) above	-	-	-	-	-	-	-	-	-	-	-	-
	(c) Amount of FC in D(a) above	-	-	-	-	-	-	-	-	-	-	-	-
	(d) Amount of FERV in D(a) above	-	-	-	-	-	-	-	-	-	-	-	-
	(e) Amount of Hedging Cost in D(a) above	-	-	-	-	-	-	-	-	-	-	-	-
	(f) Amount of IUDC in D(a) above	-	-	-	-	-	-	-	-	-	-	-	-
E	(a) Closing CWIP as per books	76,092.44	6,830.40	69,262.04	91,993.22	23,310.28	68,682.94	80,236.40	24,600.95	61,635.45	89,647.48	23,217.54	72,429.94
	(b) Amount of IDC in E(a) above	3,840.54	-	3,840.54	5,991.25	-	5,991.25	7,384.39	-	7,384.39	10,652.12	-	10,652.12
	(c) Amount of FC in E(a) above	-	-	-	-	-	-	-	-	-	-	-	-
	(d) Amount of FERV in E(a) above	-	-	-	-37.97	-	-37.97	203.89	-	203.89	296.25	-	296.25
	(e) Amount of Hedging Cost in E(a) above	-	-	-	-	-	-	-	-	-	-	-	-
	(f) Amount of IUDC in E(a) above	22,000.01	-	22,000.01	19,223.34	-	19,223.34	16,770.64	-	16,770.64	16,939.47	-	16,939.47

(Petitioner)

PART 1

FORM- N

Calculation of Interest on Normative Loan

Name of the Petitioner

Name of the Generating Station

(Amount in Rs Lakh)

S. No.	Particulars	2020-21 (01.03.2021 to 31.03.2021)	2021-22	2022-23	2023-24
1	2	5	6	7	8
1	Gross Normative loan – Opening	9,02,141.23	9,03,255.95	9,14,906.11	9,31,993.33
2	Cumulative repayment of Normative loan up to previous year	62,232.18	67,712.69	1,32,705.83	1,98,610.39
3	Adj. in repayment due to liability discharge*	-	-	-	-
4	Adj. in repayment due to decap*	0.12	71.08	56.14	74.52
5	**Net Normative loan – Opening**	8,39,909.05	8,35,543.26	7,82,200.28	7,33,382.94
	Add-Cap				
6	Add: Increase due to addition during the year / period	232.36	8,369.16	15,434.85	8,445.69
7	Less: Decrease due to de-capitalisation during the year / period	-20.91	-501.62	-319.02	-276.22
8	Less: Decrease due to reversal during the year / period	-	-	-	-
9	Add: Increase due to discharges during the year / period	903.26	3,782.63	1,971.38	1,861.38
10	Less: Repayment of Loan	5,480.63	65,064.23	65,960.69	67,063.06
11	**Net Normative loan - Closing**	8,35,543.26	7,82,200.28	7,33,382.94	6,76,425.27
12	**Average Normative loan**	8,37,726.16	8,08,871.77	7,57,791.61	7,04,904.10
13	Weighted average rate of interest	5.8722%	5.8339%	6.1386%	6.3679%
14	**Interest on Loan**	49,193.15	47,188.54	46,518.13	44,887.88
15	Cumulative repayment of Normative loan at the end of the period after adjustments	67,712.69	1,32,705.83	1,98,610.39	2,65,598.92

(Petitioner)

Calculation of Interest on Working Capital

PART 1
FORM- O

Name of the Petitioner **NTPC Limited**
Name of the Generating Station **Gadarwara STPS (2x800 MW)**

S. No.	Particulars		Existing 2018-19	2020-21 (01.03.2021 to 31.03.2021)	2021-22	2022-23	2023-24
1	2		3	6	7	8	9
1	Cost of Coal/Lignite1	50 days	N.A.	38502.55	39398.29	45451.05	62864.27
	Cost of Limestone for ECS (FGD)*	50 days					
2	Cost of Main Secondary Fuel Oil1	2 month		441.28	427.83	624.19	924.70
5	O & M Expenses	1 month		2843.83	2898.94	3042.23	3161.36
6	Maintenance Spares	20% of O&M		6825.20	6957.46	7301.35	7587.27
7	Receivables	45 days		63723.13	64401.69	70543.59	87350.70
8	**Total Working Capital**			112336.00	114084.21	126962.41	161888.30
9	Rate of Interest	%		11.25	10.50	10.50	12.00
10	**Interest on Working Capital**			**12,637.80**	**11,978.84**	**13,331.05**	**19,426.60**

* FGD is under implentation

Petitioner

Statement of Liability Flow

Name of the Petitioner	NTPC Limited					
Generating Station	Gadarwara					
COD	01.03.2021					
Sr. no.	Package Name	Vendor	Year of creation of Liability capitalised in Gross Block	Undischarged liability as on 28.02.2021/01.03.2021	Liability in additional capitalisation for period 01.03.2021-31.03.2021	Contractor's ERV updation	Discharge during the Y 31.03.
							Reversal
A	**For RoE eligible at normal rate**						
1	Land Including R & R	(R&R Provision: Environment Aspect)	2020-21	2,016.16	-	-	-
2	TG Package	BHARAT HEAVY ELECTRICALS LTD, LVOD INSULATORS INDIA LTD	2020-21	11,604.77	-	-	-
3	FSP Package	BHARAT HEAVY ELECTRICALS LTD	2020-21	1,626.63	-	-	-
4	SG Package	BHARAT HEAVY ELECTRICALS LTD	2020-21	23,643.32	-	-	-
5	WTP(Mechanical /civil)	ION EXCHANGE INDIA LTD, CLARAFLOW INDIA PVT LTD, PURITA WATER SOLUTIONS, FLOWMORE LTD & others	2020-21	286.75	-	-	-
6	CW Equipment	Kirloskar Brothers Ltd	2020-21	424.00	-	-	-
7	Station piping(Wiring)	RAUNAQ EPC INTERNATIONAL LTD	2020-21	10.98	-	-	-
8	AHP	THE INDURE PVT LTD, COTS, DROONBHA Fab, MELCO, C B DOCTOR, BRAY CONTROLS PVT LTD	2020-21	1,241.93	-	-	-
9	CT Mechanical	PAHARPUR COOLING TOWERS LTD	2020-21	464.85	-	-	-
10	CT Package -Civil	PAHARPUR COOLING TOWERS LTD	2020-21	910.52	-	-	-
11	CHP (Mechanical)	ELECON EPC PROJECTS LTD	2020-21	2,160.84	-	-	-
12	CHP Package- Civil	ELECON EPC PROJECTS LTD	2020-21	657.93	-	-	-
13	AC & Ventilation	STERLING AND WILSON PVT LTD, PRICK India Limited, APEX ENTERPRISE	2020-21	183.66	-	-	-
14	FIRE DETECTION & PROTECTION SYSTEM	Lloyd Insulations India Ltd	2020-21	501.12	-	-	-
15	C&I Package	BHARAT HEAVY ELECTRICALS LTD, IB POWER CONSULTANTS AND ENGINEERS	2020-21	779.86	-	-	-
16	Make Up Water Pipeline	JWIL INFRA LIMITED	2020-21	783.66	-	-	-
17	Electrical Equipment supply and erection package	SIEMENS LTD	2020-21	310.14	-	-	-
18	Supply of power and control cables	M P B K V V C O LTD. A O (IC)	2020-21	93.65	-	-	-
19	Switch Yard Package	LARSEN & TOUBRO LTD.& others	2020-21	186.74	-	-	-
20	EHV AIS (supplementary package)	TOSHIBA TRANSMISSION & DISTRIBUTION	2020-21	114.01	-	-	-
21	Power Transformers	ABB India Ltd.	2020-21	730.23	-	-	-
22	Generator Busduct, Aux. Trg. & MV Busduct Pack	BHARAT HEAVY ELECTRICALS LTD	2020-21	113.50	-	-	-
23	LT Switchgear Package	C&S ELECTRIC LTD	2020-21	160.58	-	-	-
24	MV Switchgear	BHARAT HEAVY ELECTRICALS LTD	2020-21	219.35	-	-	-
25	Permanent Railway Siding	KONKAN RAILWAY CORPORATION LTD, VARSANA ENGINEERS GROUP, BRIDGE & ROOF CO INDIA LTD	2020-21	658.94	-	-	-
26	CW System & Makeup Water System Civil Wor	SHANKARANARAYANA CONSTRUCTIONS, M/S PRAJAPATI	2020-21	101.34	-	-	-
27	ASH DYKE SUBHAS + IIT ROORKEE	Subhash Infra Engineers Pvt Ltd, RAINBOW GREENERS	2020-21	62.97	-	-	-
28	Main township package	JMC Projects India Ltd, AK VERMA, PRABHU NATH SINGH, BB SHARMA, SUNIL SINGH, AKAR IMPEX PVT LTD, RAJ LUXMI ENT, VIJAY ELECTRICALS	2020-21	923.78	-	-	-
29	Electrical Equipment supply and erection package	TATA POWER SOLAR SYSTEMS LTD	2020-21	66.85	-	-	-
30	NON-EXTERNAL Electrification work) in scen	NTPC OF POWER SERVICES PRIVATE, JMC Projects India Ltd	2020-21	65.19	-	-	-
31	Main Plant CIVIL AND STRUCTURAL WORK	Bridge & Roof Co. (India) Ltd.	2020-21	-	-	-	-
32	Balance Site Sroding and Infrastructure package as	Bridge & Roof Co. (India) Ltd.	2020-21	226.55	-	-	-
33	MBOA	Misc.	2020-21	13.34	-	-	-
34	OTHER MISC PACKAGES	NBCC, Bridge & Roof & other misc agencies	2020-21	2,666.06	-	-	-
35	Unrealised ERV	Misc.	2020-21	5,123.90	-	-300.16	-
36	MBOA	QUADRANT MARKETING,MILAN ENTERPRISES	2020-21	-	8.94	-	-
37	AC & Ventilation	STERLING AND WILSON PVT LTD	2021-22	-	-	-	-
38	AHP	Hindustan Rubber Industries, Abhishek Enterprises	2021-22	-	-	-	-
39	CHP Package	Elecon EPC Project Ltd, Infratech Const.	2021-22	-	-	-	-
40	CW Equipment	Kirloskar Brothers Ltd	2021-22	-	-	-	-
41	FIRE DETECTION & PROTECTION SYSTEM	Lloyd Insulations India Ltd.	2021-22	-	-	-	-
42	Miscellaneous Civil Work	Shivshakti enterprises, B&S Const., HIAB Const.	2021-22	-	-	-	-
43	PERMANENT TOWNSHIP	DNV industrial services ltd, Sintex Engg.	2021-22	-	-	-	-
44	SG Package	BHEL, TULIP Traders	2021-22	-	-	-	-

Statement of Liability Flow

Name of the Petitioner		NTPC Limited					
Generating Station		Gadarwara					
COD		01.03.2021					
Sr. no.	Package Name	Vendor	Year of creation of Liability capitalised in Gross Block	Undischarged liability as on 28.02.2021-01.03.2021	Liability in additional capitalisation for period 01.03.2021-31.03.2021	Contractor's ERV updation	Discharge during the Yr 31.03.
45	STATION C&I PKG	BHEL	2021-22	-	-	-	-
46	TG Package	BHEL DELHI	2021-22	-	-	-	-
47	WTP	Bandelkhand Engg. BHEL	2021-22	-	-	-	-
48	AHP & AWRS	Abhishek Enterprises & WARDHAN ENGINEERING & INDUSTRIES	2022-23				
49	AUTOMATIC GENERATION CONTROL (AGC)	ABB India Limited	2022-23				
50	CW SYSTEM - CIVIL WORKS	B B KAR	2022-23				
51	IT Erection Works	TOSHNIWAL INDUSTRIES PVT LTD	2022-23				
52	FIRE DETECTION & PROTECTION SYSTEM	TRI-PARULEX FIRE PROTECTION SYSTEMS	2022-23				
53	OFFSITE CIVIL WORKS	ISIAB Construction,DINESH CONSTRUCTION CO. AVINASH KUMAR, PI ASSOCIATES & others	2022-23				
54	SG Package	BHEL	2022-23				
55	PERMANENT TOWNSHIP	SPA CARE	2022-23				
56	PERMANENT TOWNSHIP	SHAILESH ASSOCIATES	2022-23				
57	ASH HYKE SUBHAS + JIT RUBKEE	Subhash Infra Engineers Pvt Ltd, SHRI SAIGURU KRIPA CONST	2023-24				
58	C&I Package	BHEL	2023-24				
59	CW Equipment	Kirloskar Brothers Ltd	2023-24				
60	CW SYSTEM - CIVIL WORKS	B B KAR	2023-24				
61	Miscellaneous Civil Work	ISIAB Construction	2023-24				
62	Main Plant & Offsite Civil Package (Other Mine Packages)	Bridge & Roof Co. (India) Ltd.	2023-24				
63	Permanent Railway Siding	KONKAN RAILWAY CORPORATION LTD	2023-24				
64	SG Package	BHEL	2023-24				
65	TG Package	BHEL DELHI	2023-24				
66	Other Buildings (Township)	VARSHA ENGINEERS GROUP	2023-24				
67	Other Buildings (Class buildings)	AVINASH KUMAR	2023-24				
68	MGR track and signalling system	SR. AFA (C)	2023-24				
69	AC&Ventilation System	FRICK India Limited	2023-24				
70	Electrical Equipment supply and erection package	SIEMENS LIMITED, Lloyd Insulation	2023-24				
71	FIRE DETECTION & PROTECTION SYSTEM	Lloyd Insulations India Ltd	2023-24				
72	Other Buildings (Township lighting)	Transrail Lighting Ltd	2023-24				
73	EEP Package	BHEL	2023-24				
74	AC & Ventilation	STERLING AND WILSON PVT LTD	2023-24				
75	Electrical Equipment supply and erection package	TATA POWER SOLAR SYSTEMS LTD	2023-24				
76	MBOAs (Plant & Machinery)	MELLCON ENGG, FLUID CHEM, TRANSHEAT TECH	2023-24				
77	MBOAs (Furniture & Fixtures)	K K ENTERPRISES	2023-24				
78	MBOAs (EDP, WPM, SATCOM)	TEAM COMPUTERS PVT LTD	2023-24				
79	MBOAs (Lab & Workshop eqp)	ADVANCE SCIENTIFIC EQUIPMENT PVT	2023-24				
80	MBOAs (Communication eqp)	CREATIVE COMMUNICATION	2023-24				
81	MBOAs (Software)	CREATIVE COMMUNICATION	2023-24				
82	Capital Spares	Sanjeev Engg, INDURE, Kirloskar, HBL POWER, C B DOCTOR, DARLING PMP, CONTROL COMP, BOSCH, AEROMATIC ENGG, LAXMI HYD, HITACHI, SIEMENS, FLT TURBO, BHEL, PERKIN ELMER	2023-24				
	Total Calaimed Allowed A			56,568.92	8.04	-300.18	-
B	**For RoE Eligible at Wt Avg Rate of Interest (WAROI)**						
	Total Claimed Allowed B			-	-	-	-
	Total Claimed Allowed (A+B)			56,568.92	8.04	-300.18	-

Statement of Liability Flow

Name of the Petitioner	NTPC Limited						
Generating Station	Gadarwara						
COD	01.03.2021						
Sr. no.	Package Name	Vendor	Year of creation of Liability capitalized in Gross Block	Undischarged liability as on 28.02.2021/01.03.2021	Liability in additional capitalization for period 01.03.2021-31.03.2021	Contractor's ERV updation	Discharge during the Year 2020-21 (01.03.2021 - 31.03.2021)	
							Reversal	Discharge
A	**For RoE eligible at normal rate**							
1	Land including R & R	(R&R Provision/ Environment Aspect)	2020-21	2,016.16	-	-	-	2.66
2	TG Package	BHARAT HEAVY ELECTRICALS LTD, LYDD INSULATION INDIA LTD	2020-21	11,664.75	-	-	-	-
3	BOP Package	BHARAT HEAVY ELECTRICALS LTD	2020-21	1,625.03	-	-	-	-
4	SG Package	BHARAT HEAVY ELECTRICALS LTD	2020-21	23,645.92	-	-	-	74.37
5	WTP(Mechanical work)	ION EXCHANGE INDIA LTD, CLEANBLOW INDIA PVT LTD., PURITA WATER SOLUTIONS, FLOWSHORE LTD & others	2020-21	286.75	-	-	-	-
6	CW Equipment	Kirloskar Brothers Ltd	2020-21	424.09	-	-	-	-
7	Station piping(Romani)	RAUNAQ EPC INTERNATIONAL LTD	2020-21	19.58	-	-	-	-
8	AHP	THE INDURE PVT LTD, COES, DROOSHRA Pdt, MELCO, C B DOCTOR, BRAY CONTROLS PVT LTD	2020-21	1,245.95	-	-	-	15.87
9	CT Mechanical	PAHARPUR COOLING TOWERS LTD	2020-21	494.85	-	-	-	93.16
10	CT Package -Civil	PAHARPUR COOLING TOWERS LTD	2020-21	919.52	-	-	-	467.62
11	CHP (Mechanical)	ELECON EPC PROJECTS LTD	2020-21	2,360.86	-	-	-	260.26
12	CHP Package- Civil	ELECON EPC PROJECTS LTD	2020-21	657.85	-	-	-	-
13	AC & Ventilation	STERLING AND WILSON PVT LTD, PRICK India Limited, APEX ENTERPRISE	2020-21	185.66	-	-	-	-
14	FIRE DETECTION & PROTECTION SYSTEM	Lloyd Insulations India Ltd	2020-21	501.12	-	-	-	-
15	C&I Package	BHARAT HEAVY ELECTRICALS LTD, JB POWER CONSULTANTS ANJI ENGINEERS	2020-21	779.60	-	-	-	109.85
16	Make Up Water Pipeline	JWIL INFRA LIMITED	2020-21	785.66	-	-	-	-
17	Electrical Equipment supply and erection package	SIEMENS LTD	2020-21	310.14	-	-	-	-
18	Supply of power and control cables	M P P K V V CO LTD, A G (IC)	2020-21	95.85	-	-	-	-
19	Switch Yard Package	LARSEN & TOUBRO LTD & others	2020-21	186.74	-	-	-	126.73
20	EHV HV transformers package	TOSHIBA TRANSMISSION & DISTRIBUTION	2020-21	114.01	-	-	-	106.47
21	Power Transformers	ABB India Ltd	2020-21	930.23	-	-	-	12.84
22	Generator Breaker, Assc. Eq. & MV Busduct Pack	BHARAT HEAVY ELECTRICALS LTD	2020-21	112.56	-	-	-	-
23	LT Switchgear Package	C&S ELECTRIC LTD	2020-21	160.78	-	-	-	-
24	MV Switchgear	BHARAT HEAVY ELECTRICALS LTD	2020-21	219.53	-	-	-	-
25	Permanent Railway Siding	KONKAN RAILWAY CORPORATION LTD, VARSHA ENGINEERS GROUP, BRIDGE & ROOF CO INDIA LTD	2020-21	438.64	-	-	-	-
26	CW System & Makeup Water System Civil Work	SHANKARANARAYANA CONSTRUCTIONS, M/S PRAJAPATI	2020-21	101.54	-	-	-	-
27	ASH DYKE WORKS + HT WORKS	Subhash Infra Engineers Pvt Ltd, RAINBOW GREENERS	2020-21	62.97	-	-	-	-
28	Main township package	JMC Projects India Ltd, AK VERMA, PRABHU NATH SINGH, RR SHARMA, SUNIL SINGH, AKAR IMPEX PVT LTD, RAJUCHH ENT, VIJAY ELECTRICALS	2020-21	525.78	-	-	-	4.62
29	Electrical Equipment supply and erection package	TATA POWER SOLAR SYSTEMS LTD	2020-21	66.83	-	-	-	3.78
30	NGSU(EXTERNAL Electrification work) in room	NTPC DS POWER SERVICES PRIVATE, JMC Projects India Ltd	2020-21	63.18	-	-	-	-
31	Main Plant CIVIL AND STRUCTURAL WORK	Bridge & Roof Co. (India) Ltd.	2020-21	-	-	-	-	-
32	Balance Site levelling and Infrastructure package at	Bridge & Roof Co. (India) Ltd.	2020-21	726.53	-	-	-	-
33	MBOA	Misc.	2020-21	13.34	-	-	-	6.32
34	OTHER MISC PACKAGES	SBCC, Bridge & Roof, & other misc agencies	2020-21	2,666.86	-	-	-	12.26
35	Unspilled ERV	Misc.	2020-21	1,125.90	-	-308.10	-	-
36	MBOA	QUADRANT MARKETING/MILAN ENTERPRISES	2020-21	-	8.04	-	-	-
37	AC & Ventilation	STERLING AND WILSON PVT LTD	2021-22	-	-	-	-	-
38	AHP	Hindustan Rubber Industries, Abhishek Enterprises	2021-22	-	-	-	-	-
39	CHP Package	Elecon EPC Project Ltd, Subhash Const.	2021-22	-	-	-	-	-
40	CW Equipment	Kirloskar Brothers Ltd	2021-22	-	-	-	-	-
41	FIRE DETECTION & PROTECTION SYSTEM	Lloyd Insulations India Ltd	2021-22	-	-	-	-	-
42	Miscellaneous Civil Work	Shivshakti enterprises, B&S Const., HIAB Const.	2021-22	-	-	-	-	-
43	PERMANENT TOWNSHIP	DNV industrial sys pvt ltd, Suman Engg.	2021-22	-	-	-	-	-
44	SG Package	BHEL, TULIP Traders	2021-22	-	-	-	-	-

Statement of Liability Flow

Name of the Petitioner		NTPC Limited						
Generating Station		Gadarwara						
COD		01.03.2021						
Sr. no.	Package Name	Vendor	Year of creation of Liability capitalised in Gross Block	Undischarged liability as on 28.02.2021/01.03.2021	Liability in additional capitalisation for period 01.03.2021-31.03.2021	Contractor's ERV updation	Discharge during the Year 2020-21 (01.03.2021 - 31.03.2021)	
43	STATION C&I PKG	BHEL	2021-22	-	-	-	-	-
46	TG Package	BHEL DELHI	2021-22	-	-	-	-	-
47	WTP	Hanch/Khard Engg. BHEL	2021-22	-	-	-	-	-
48	AHP & AWBS	Abhishek Enterprises & WAIDHAN ENGINEERING & INDUSTRIES	2022-23					
49	AUTOMATIC GENERATION CONTROL (AGC)	ABB India Limited	2022-23					
50	CW SYSTEM - CIVIL WORKS	B B KAR	2022-23					
51	IT Erection Works	TOSHNIWAL INDUSTRIES PVT LTD	2022-23					
52	FIRE DETECTION & PROTECTION SYSTEM	TRI-PARULEX FIRE PROTECTION SYSTEMS	2022-23					
53	OFFSITE CIVIL WORKS	MIAB Construction,DINESH CONSTRUCTION CO, AVINASH KUMAR, P3 ASSOCIATES & others	2022-23					
54	SG Package	BHEL	2022-23					
55	PERMANENT TOWNSHIP	SPA CARE	2022-23					
56	PERMANENT TOWNSHIP	SHAILESH ASSOCIATES	2022-23					
57	ASH DYKE SUBHAS + IIT ROORKEE	Subhash Infra Engineers Pvt Ltd, SHRI SAIGURU KRIPA CONST	2023-24					
58	C&I Package	BHEL	2023-24					
59	CW Equipment	Kirloskar Brothers Ltd	2023-24					
60	CW SYSTEM - CIVIL WORKS	B B KAR	2023-24					
61	Miscellaneous Civil Work	MIAB Construction	2023-24					
62	Main Plant & Offsite Civil Package (Other Misc Packages)	Bridge & Roof Co. (India) Ltd	2023-24					
63	Permanent Railway Siding	KONKAN RAILWAY CORPORATION LTD	2023-24					
64	SG Package	BHEL	2023-24					
65	TG Package	BHEL DELHI	2023-24					
66	Other Buildings (Township)	VARSMA ENGINEERS GROUP	2023-24					
67	Other Buildings (Clinic building)	AVINASH KUMAR	2023-24					
68	MGR track and signalling system	SR. AFA (C)	2023-24					
69	AC&V entilation System	FRICK India Limited	2023-24					
70	Electrical Equipment supply and erection package	SIEMENS LIMITED, Llyod Insulation	2023-24					
71	FIRE DETECTION & PROTECTION SYSTEM	Llyod Insulations India Ltd	2023-24					
72	Other Buildings (Township lighting)	Tinsmail Lighting Ltd	2023-24					
73	ESP Package	BHEL	2023-24					
74	AC & Ventilation	STERLING AND WILSON PVT LTD	2023-24					
75	Electrical Equipment supply and erection package	TATA POWER SOLAR SYSTEMS LTD	2023-24					
76	MBOAs (Plant & Machinery)	MELLCON ENGG, FLUID CHEM, TRANSHEAT TECH	2023-24					
77	MBOAs (Furnitures & Fixtures)	K K ENTERPRISES	2023-24					
78	MBOAs (EDP, WPM, SATCOM)	TEAM COMPUTERS PVT LTD	2023-24					
79	MBOAs (Lab & Workshop eqp)	ADVANCE SCIENTIFIC EQUIPMENT PVT	2023-24					
80	MBOAs (Communication eqp)	CREATIVE COMMUNICATION	2023-24					
81	MBOAs (Software)	CREATIVE COMMUNICATION	2023-24					
82	Capital Spares	Sanjeev Engg. INDURE, Kirloskar, HBL POWER, C B DOCTOR, DARLING PMP, CONTROL COMP, BOSCH, AEROMATIC ENGG, LAXMI HYD, HITACHI, SIEMENS, TLT TURBO, BHEL, PERKIN ELMER	2023-24					
	Total Calaimed/Allowed A			**56,568.92**	**8.04**	**-300.10**	**-**	**1,290.38**
B	**For RoE Eligible at Wt Avg Rate of Interest (WAROI)**							
	Total Claimed/Allowed B			**-**	**-**	**-**	**-**	**-**
	Total Claimed/Allowed (A+B)			**56,568.92**	**8.04**	**-300.10**	**-**	**1,290.38**

Statement of Liability Flow

Name of the Petitioner	NTPC Limited							
Generating Station	Godarwara							
COD	31.03.2021							
Sr. no.	Package Name :	Vendor	Year of creation of Liability capitalized in Gross Block	Undischarged liability as on 28.02.2021/01.03.2021	Liability in additional capitalization for period 01.03.2021-31.03.2021	Contractor's ERV updation	Discharge during the Year 2020-21 (01.03.2021 - 31.03.2021)		Total Discharge
							Reversal	Discharge	
A	**For RoE eligible at normal rate**								
1	Land Including R & R	(R&R Provision/ Environment Aspect)	2020-21	2,016.16	-	-	-	2.66	2.66
2	TG Package	BHARAT HEAVY ELECTRICALS LTD, LYCO INSULATION INDIA LTD	2020-21	11,604.75	-	-	-	-	-
3	ESP Package	BHARAT HEAVY ELECTRICALS LTD	2020-21	1,626.05	-	-	-	-	-
4	SG Package	BHARAT HEAVY ELECTRICALS LTD	2020-21	25,645.82	-	-	-	74.77	74.77
5	WTP(Mechanical+civil)	ION EXCHANGE INDIA LTD, CLEANFLOW INDIA PVT LTD., PURITA WATER SOLUTIONS, FLOWMORE LTD & others	2020-21	286.75	-	-	-	-	-
6	CW Equipment	Kirloskar Brothers Ltd	2020-21	424.00	-	-	-	-	-
7	Station pipes(Rotary)	RAUNAQ EPC INTERNATIONAL LTD	2020-21	10.98	-	-	-	-	-
8	AHP	THE INDURE PVT LTD, COTS, DEVDISHA Fab, MELCO, C B DOCTOR, BRAY CONTROLS PVT LTD	2020-21	1,245.93	-	-	-	15.07	15.07
9	CT Mechanical	PAHARPUR COOLING TOWERS LTD	2020-21	494.85	-	-	-	93.16	93.16
10	CT Package -Civil	PAHARPUR COOLING TOWERS LTD	2020-21	930.52	-	-	-	467.62	467.62
11	CHP (Mechanical)	ELECON EPC PROJECTS LTD	2020-21	2,160.86	-	-	-	260.28	260.28
12	CHP Package - Civil	ELECON EPC PROJECTS LTD	2020-21	657.83	-	-	-	-	-
13	AC &Ventilation	STERLING AND WILSON PVT LTD, FRICK India Limited, APEX ENTERPRISE	2020-21	183.66	-	-	-	-	-
14	FIRE DETECTION & PROTECTION SYSTEM	Lloyd Insulations India Ltd	2020-21	501.12	-	-	-	-	-
15	C&I Package	BHARAT HEAVY ELECTRICALS LTD, SB POWER CONSULTANTS AND ENGINEERS	2020-21	779.86	-	-	-	109.85	109.85
16	Make Up Water Pipeline	JWIL INFRA LIMITED	2020-21	781.66	-	-	-	-	-
17	Electrical Equipment supply and erection package	SIEMENS LTD	2020-21	510.34	-	-	-	-	-
18	Supply of power and control cables	M P P K V V CO LTD, A O (IC)	2020-21	93.65	-	-	-	-	-
19	Switch Yard Package	LARSEN & TOUBRO LTD & others	2020-21	186.74	-	-	-	126.73	126.73
20	EHV HV transformers package	TOSHIBA TRANSMISSION & DISTRIBUTION	2020-21	114.01	-	-	-	100.47	100.47
21	Power Transformers	ABB India Ltd	2020-21	730.23	-	-	-	12.84	12.84
22	Generator Breaker, Auto. Eq. & MV Breaker Pack	BHARAT HEAVY ELECTRICALS LTD	2020-21	132.50	-	-	-	-	-
23	LT Switchgear Package	C&S ELECTRIC LTD	2020-21	160.38	-	-	-	-	-
24	MV Switchgear	BHARAT HEAVY ELECTRICALS LTD	2020-21	237.53	-	-	-	-	-
25	Permanent Railway Siding	KONKAN RAILWAY CORPORATION LTD, VARSHA ENGINEERS GROUP, BRIDGE & ROOF CO INDIA LTD	2020-21	438.64	-	-	-	-	-
26	CW System & Make-up Water System Civil Work	SHANKARANARAYANA CONSTRUCTIONS, M/S PRAJAPATI	2020-21	101.54	-	-	-	-	-
27	ASH DYKE SUBHAS + JT BUREES	Subhash Infra Engineers Pvt Ltd, RAINBOW GREENERS	2020-21	62.87	-	-	-	-	-
28	Main township package	JMC Projects India Ltd, AK VERMA, PRABHU NATH SINGH, RB SHARMA, SUNIL SINGH, AKAR IMPEX PVT LTD, RAILTECHTENT, VIJAY ELECTRICALS	2020-21	521.76	-	-	-	4.62	4.62
29	Electrical Equipment supply and erection package	TATA POWER SOLAR SYSTEMS LTD	2020-21	86.83	-	-	-	3.70	3.70
30	NGR(EXTERNAL Pisteffication work) at town	NTPC GE POWER SERVICES PRIVATE, JMC Projects India Ltd	2020-21	63.18	-	-	-	-	-
31	Main Plant CIVIL AND STRUCTURAL WORK	Bridge & Roof Co. (India) Ltd.	2020-21	-	-	-	-	-	-
32	Balance Site leveling and Infrastructure package at	Bridge & Roof Co. (India) Ltd.	2020-21	226.33	-	-	-	-	-
33	MBOA	Misc.	2020-21	13.54	-	-	-	0.32	0.32
34	OTHER MAC PACKAGES	NBCC, Bridge & Roof, & other misc agencies	2020-21	2,686.06	-	-	-	12.26	12.26
35	Unrealized ERV	Misc.	2020-21	1,125.90	-	-300.18	-	-	-
36	MBOA	QUADRANT MARKETING/MILAN ENTERPRISES	2020-21	-	8.04	-	-	-	-
37	AC &Ventilation	STERLING AND WILSON PVT LTD	2021-22	-	-	-	-	-	-
38	AHP	Hindustan Rubber Industries, Abhishek Enterprises	2021-22	-	-	-	-	-	-
39	CHP Package	Elecon EPC Project Ltd, Infratech Const.	2021-22	-	-	-	-	-	-
40	CW Equipment	Kirloskar Brothers Ltd	2021-22	-	-	-	-	-	-
41	FIRE DETECTION & PROTECTION SYSTEM	Lloyd Insulations India Ltd	2021-22	-	-	-	-	-	-
42	Miscellaneous Civil Work	Shivshakti enterprises, R&S Const., Hitesh Const.	2021-22	-	-	-	-	-	-
43	PERMANENT TOWNSHIP	DNV industrial sys pvt ltd, Suman Engg.	2021-22	-	-	-	-	-	-
44	SG Package	BHEL, TULIP Traders	2021-22	-	-	-	-	-	-

Statement of Liability Flow

Name of the Petitioner		NTPC Limited							
Generating Station		Gadarwara							
COD		01.03.2021							
Sr. no.	Package Name	Vendor	Year of creation of Liability capitalized in Gross Block	Undischarged liability as on 20.02.2021-01.03.2021	Liability in additional capitalisation for period 01.03.2021-31.03.2021	Contractor's ERV updation	Discharge during the Year 2020-21 (01.03.2021 - 31.03.2021)		Total Discharge
45	STATION C&I PKG	BHEL	2021-22	-	-	-	-	-	-
46	TG Package	BHEL DELHI	2021-22	-	-	-	-	-	-
47	WTP	Bundelkhand Engg. BHEL	2021-22	-	-	-	-	-	-
48	AHP & AWRS	Abhishek Enterprises & WAIDHAN ENGINEERING & INDUSTRIES	2022-23						
49	AUTOMATIC GENERATION CONTROL (AGC)	ABB India Limited	2022-23						
50	CW SYSTEM - CIVIL WORKS	B.B.KAR	2022-23						
51	IT Erection Works	TOSHINIWAL INDUSTRIES PVT LTD	2022-23						
52	FIRE DETECTION & PROTECTION SYSTEM	TRI-PARULEX FIRE PROTECTION SYSTEMS	2022-23						
53	OFFSITE CIVIL WORKS	HIAB Construction,DINESH CONSTRUCTION CO, AVINASH KUMAR, PI ASSOCIATES & others	2022-23						
54	SG Package	BHEL	2022-23						
55	PERMANENT TOWNSHIP	SPA CARE	2022-23						
56	PERMANENT TOWNSHIP	SHAILESH ASSOCIATES	2022-23						
57	ASH DYKE SUBHAS + JIT RURKEE	Subhash Infra Engineers Pvt Ltd, SHRI SAGGURU KRIPA CONST	2023-24						
58	C&I Package	BHEL	2023-24						
59	CW Equipment	Kirloskar Brothers Ltd	2023-24						
60	CW SYSTEM - CIVIL WORKS	B.B.KAR	2023-24						
61	Miscellaneous Civil Work	HIAB Construction	2023-24						
62	Main Plant & Offsite Civil Package (Other Misc Packages)	Bridge & Roof Co. (India) Ltd	2023-24						
63	Permanent Railway Siding	KONKAN RAILWAY CORPORATION LTD	2023-24						
64	SG Package	BHEL	2023-24						
65	TG Package	BHEL DELHI	2023-24						
66	Other Buildings (Township)	VARSMA ENGINEERS GROUP	2023-24						
67	Other Buildings (Class building)	AVINASH KUMAR	2023-24						
68	MGR track and signalling system	SR. AFA (C)	2023-24						
69	AC&Ventilation System	FRICK India Limited	2023-24						
70	Electrical Equipment supply and erection package	SIEMENS LIMITED, Lloyd Insulation	2023-24						
71	FIRE DETECTION & PROTECTION SYSTEM	Lloyd Insulation India Ltd.	2023-24						
72	Other Buildings (Township lighting)	Tinnerall Lighting Ltd	2023-24						
73	ESP Package	BHEL	2023-24						
74	AC & Ventilation	STERLING AND WILSON PVT LTD	2023-24						
75	Electrical Equipment supply and erection package	TATA POWER SOLAR SYSTEMS LTD	2023-24						
76	MBOAs (Plant & Machinery)	MELLCON ENGG, FLUID CHEM, TRANSHEAT TECH	2023-24						
77	MBOAs (Furniture & Fixtures)	K K ENTERPRISES	2023-24						
78	MBOAs (EDP, WPM, SATCOM)	TEAM COMPUTERS PVT. LTD	2023-24						
79	MBOAs (Lab & Workshop eqp)	ADVANCE SCIENTIFIC EQUIPMENT PVT	2023-24						
80	MBOAs (Communication eqp)	CREATIVE COMMUNICATION	2023-24						
81	MBOAs (Software)	CREATIVE COMMUNICATION	2023-24						
82	Capital Spares	Sanjeev Emp, INDURE, Kirloskar, HBL POWER, C B DOCTOR, DARLING PMP, CONTROL COMP, BOSCH, AEROMATIC ENGG, LAXMI HYD, HITACHI, SIEMENS, TLT TURBO, BHEL, PERKIN ELMER	2023-24						
	Total Calaimed/Allowed A			56,568.82	8.04	-380.10	-	1,290.38	1,290.38
8	**For RoE Eligible at Wt Avg Rate of Interest (WAROI)**								
	Total Claimed/Allowed B			-	-	-	-	-	-
	Total Claimed/Allowed (A+B)			56,568.82	8.04	-380.10	-	1,290.38	1,290.38

Statement of Liability Flow

Name of the Petitioner	NTPC Limited								
Generating Station	Gadarwara								
COD	01.03.2021								
Sr. no.	Package Name	Vendor	Year of creation of Liability capitalized in Gross Block	Undischarged liability as on 28.02.2021/ 01.03.2021	Liability in additional capitalization for period 01.03.2021-31.03.2021	Contractor's ERV updation	Discharge during the Year 2020-21 (01.03.2021 - 31.03.2021)		Total Discharge	Undischarged Liability as on 31.03.2021
							Reversal	Discharge		
A	**For RoE eligible at normal rate**									
1	Land Including R & R	(R&R Provision/ Environment Aspect)	2020-21	2,016.16	-	-	-	2.68	2.68	2,0
2	TG Package	BHARAT HEAVY ELECTRICALS LTD, LYOD INSULATION INDIA LTD	2020-21	11,604.75	-	-	-	-	-	11,6
3	ESP Package	BHARAT HEAVY ELECTRICALS LTD	2020-21	5,626.03	-	-	-	-	-	5,6
4	SG Package	BHARAT HEAVY ELECTRICALS LTD	2020-21	23,645.92	-	-	-	74.77	74.77	23,5
5	WTP(Mechanical +civil)	ION EXCHANGE INDIA LTD, CLEANFLOW INDIA PVT LTD., PURITA WATER SOLUTIONS, FLOWMORE LTD & others	2020-21	286.75	-	-	-	-	-	2
6	CW Equipment	Kirloskar Brothers Ltd	2020-21	424.09	-	-	-	-	-	4
7	Station piping(Rotmag)	RAUNAQ EPC INTERNATIONGAL LTD	2020-21	50.08	-	-	-	-	-	
8	AHP	THE INDURE PVT. LTD, COTA, DROOSHRA Pdt. MELCO, C R DOCTOR, BRAY CONTROLS PVT LTD.	2020-21	1,245.99	-	-	-	15.87	15.87	1,2
9	CT Mechanical	PAHARPUR COOLING TOWERS LTD	2020-21	464.85	-	-	-	93.16	93.16	3
10	CT Package -Civil	PAHARPUR COOLING TOWERS LTD	2020-21	910.52	-	-	-	467.62	467.62	4
11	CHP (Mechanical)	ELECON EPC PROJECTS LTD	2020-21	2,160.86	-	-	-	260.28	260.28	1,9
12	CHP Package- Civil	ELECON EPC PROJECTS LTD	2020-21	657.83	-	-	-	-	-	6
13	AC&Ventilation	STERLING AND WILSON PVT LTD, FRICK India Limited, APPA ENTERPRIAE	2020-21	185.66	-	-	-	-	-	1
14	FIRE DETECTION & PROTECTION SYSTEM	Lloyd Insulations India Ltd	2020-21	301.12	-	-	-	-	-	3
15	C&I Package	BHARAT HEAVY ELECTRICALS LTD, JB POWER CONSULTANTS AND ENGINEERS	2020-21	775.86	-	-	-	109.83	109.83	6
16	Make Up Water Pipeline	JWIL INFRA LIMITED	2020-21	705.66	-	-	-	-	-	7
17	Electrical Equipment supply and erection package	SIEMENS LTD	2020-21	510.14	-	-	-	-	-	5
18	Supply of power and control cables	M P P K V V CO LTD, A G (JC)	2020-21	95.65	-	-	-	-	-	
19	Switch Yard Package	LARSEN & TOUBRO LTD & others	2020-21	186.74	-	-	-	126.73	126.73	
20	ERV HV transformers package	TOSHIBA TRANSMISSION & DISTRIBUTION	2020-21	114.01	-	-	-	106.47	106.47	
21	Power Transformers	ABB India Ltd	2020-21	730.23	-	-	-	12.84	12.84	7
22	Generator Breaker, Isoc Eq. & 34V Breaker Pack	BHARAT HEAVY ELECTRICALS LTD	2020-21	112.50	-	-	-	-	-	1
23	LT Switchgear Package	C&S ELECTRIC LTD	2020-21	160.38	-	-	-	-	-	1
24	MV Switchgear	BHARAT HEAVY ELECTRICALS LTD	2020-21	219.53	-	-	-	-	-	2
25	Permanent Railway Siding	KONKAN RAILWAY CORPORATION LTD, VARSHA ENGINEERS GROUP, BRIDGE & ROOF CO INDIA LTD	2020-21	458.84	-	-	-	-	-	4
26	CW System & Make-up Water System Civil Wor	SHANKARANARAYANA CONSTRUCTIONS, M/S PRAJAPATI	2020-21	101.54	-	-	-	-	-	1
27	ASH DYKE SUBHAS + IIT ROORKEE	Subhash Infra Engineers Pvt Ltd, RAINBOW GREENERS	2020-21	62.97	-	-	-	-	-	
28	Main township package	JMC Projects India Ltd, AK VERMA, PRABHU NATH SINGH, BR SHARMA, SUNIL SINGH, AKAR ISPEX PVT LTD	2020-21	523.78	-	-	-	4.62	4.62	5
29	Electrical Equipment supply and erection package	TATA POWER SOLAR SYSTEMS LTD	2020-21	86.83	-	-	-	5.70	5.70	
30	NON-EXTERNAL Electrification work) in town	NTPC GE POWER SERVICES PRIVATE, JMC Projects India Ltd	2020-21	63.18	-	-	-	-	-	
31	Main Plant CIVIL AND STRUCTURAL WORK	Bridge & Roof Co. (India) Ltd.	2020-21	-	-	-	-	-	-	
32	Balance Site leveling and Infrastructure package of	Bridge & Roof Co. (India) Ltd	2020-21	726.55	-	-	-	-	-	7
33	MROA	Misc.	2020-21	15.54	-	-	-	0.32	0.32	
34	OTHER MISC PACKAGES	AHCT, Bridge & Roof, & other misc agencies	2020-21	2,668.00	-	-	-	12.26	12.26	2,6
35	Unutilized ERV	Misc.	2020-21	3,123.39	-	-306.10	-	-	-	2,8
36	MROA	QUADRANT MARKETING/MILAN ENTERPRISES	2020-21	-	9.04	-	-	-	-	
37	AC&Ventilation	STERLING AND WILSON PVT LTD	2021-22	-	-	-	-	-	-	
38	AHP	Hindustan Rubber Industries, Abhishek Enterprises	2021-22	-	-	-	-	-	-	
39	CHP Package	Elecon EPC Project Ltd, Infratech Const.	2021-22	-	-	-	-	-	-	
40	CW Equipment	Kirloskar Brothers Ltd	2021-22	-	-	-	-	-	-	
41	FIRE DETECTION & PROTECTION SYSTEM	Lloyd Insulations India Ltd	2021-22	-	-	-	-	-	-	
42	Miscellaneous Civil Work	Shri dutki enterprises, B&S Const., HAR Const.	2021-22	-	-	-	-	-	-	
43	PERMANENT TOWNSHIP	DAV industrial sys pvt ltd, Sumas Engg.	2021-22	-	-	-	-	-	-	
44	SG Package	BHEL, TULIP Traders	2021-22	-	-	-	-	-	-	

Statement of Liability Flow

Name of the Petitioner		NTPC Limited								
Generating Station		Gadarwara								
COD		01.03.2021								
Sr. no.	Package Name	Vendor	Year of creation of Liability capitalized in Gross Block	Undischarged liability as on 28.02.2021/ 01.03.2021	Liability in additional capitalization for period 01.03.2021-31.03.2021	Contractor's ERV updation	Discharge during the Year 2020-21 (01.03.2021 - 31.03.2021)		Total Discharge	Undischarged Liability as on 31.03.2021
45	STATION C&I PKG	BHEL	2021-22	-	-	-	-	-	-	
46	TG Package	BHEL DELHI	2021-22	-	-	-	-	-	-	
47	WTP	Bundelkhand Engg. BHEL	2021-22	-	-	-	-	-	-	
48	AHP & AWSS	Sidhideh Enterprises & WARDHAN ENGINEERING & INDUSTRIES	2022-23							
49	AUTOMATIC GENERATION CONTROL (AGC)	ABB India Limited	2022-23							
50	CW SYSTEM - CIVIL WORKS	R.K.KAR	2022-23							
51	IT Enviion Works	TOSHNIWAL INDUSTRIES PVT LTD	2022-23							
52	FIRE DETECTION & PROTECTION SYSTEM	TRI-PARULEX FIRE PROTECTION SYSTEMS	2022-23							
53	OFFSITE CIVIL WORKS	HAM Construction/DINESH CONSTRUCTION CO, AVINASH KUMAR, PJ ASSOCIATES & others	2022-23							
54	SG Package	BHEL	2022-23							
55	PERMANENT TOWNSHIP	SPA CARE	2022-23							
56	PERMANENT TOWNSHIP	SHAILESH ASSOCIATES	2022-23							
57	ASH HNDLG SYSTEM + HT BURNER	Sabtech Infra Engineers Pvt Ltd, SHRIYA&GURUKRIPA CONST	2023-24							
58	C&I Package	BHEL	2023-24							
59	CW Equipment	Kirloskar Brothers Ltd	2023-24							
60	CW SYSTEM - CIVIL WORKS	R.K.KAR	2023-24							
61	Miscellaneous Civil Work	HAM Construction	2023-24							
62	Main Plant & Offsite Civil Package (Other Misc Packages)	Bridge & Roof Co. (India) Ltd	2023-24							
63	Permanent Railway Siding	KONKAN RAILWAY CORPORATION LTD	2023-24							
64	SG Package	BHEL	2023-24							
65	TG Package	BHEL DELHI	2023-24							
66	Other Buildings (Township)	VARMA ENGINEERS GROUP	2023-24							
67	Other Buildings (Civic building)	AVINASH KUMAR	2023-24							
68	MGR track and signalling system	SE (EFA(C)	2023-24							
69	ACR/Ventilation System	FRICK India Limited	2023-24							
70	Electrical Equipment supply and erection package	SIVASEW LIMITED, Lloyd Insulation	2023-24							
71	FIRE DETECTION & PROTECTION SYSTEM	Lloyd Insulations India Ltd	2023-24							
72	Other Buildings (Township lighting)	Textured Lighting Ltd	2023-24							
73	ESP Package	BHEL	2023-24							
74	AC & Ventilation	STERLING AND WILSON PVT LTD	2023-24							
75	Electrical Equipment supply and erection package	TATA POWER SED(nR SYSTEMS LTD	2023-24							
76	MBOAs (Plant & Machinery)	MELLCON ENGG. FLUID CHEM. TRANSHEAT TECH	2023-24							
77	MBOAs (Furniture & Fixtures)	K.K.ENTERPRISES	2023-24							
78	MBOAs (EDP, WPM, SAICOM)	TEAM COMPUTERS PVT. LTD	2023-24							
79	MBOAs (Lab & Workshop eqpt)	ADVANCE SCIENTIFIC EQUIPMENT PVT	2023-24							
80	MBOAs (Communication eqp)	CREATIVE COMMUNICATION	2023-24							
81	MBOAs (Software)	CREATIVE COMMUNICATION	2023-24							
82	Capital Spares	Sanjeet Engg. INDUCTI, Kirloskar, SIBE, POWER, C & DOCTOR, DARLING PMP, CONTROL COMP, BOSCH, AEROMATIC ENGG, LAXMI HYD, HITACHI, SIEMENS, TLT TURBO, BHEL, PERKIN ELMER	2023-24							
	Total Calaimed/Allowed A			56,568.92	8.04	-306.10	-	1,266.38	1,266.38	54,9
B	**For RoE Eligible at Wt Avg Rate of Interest (WAROI)**									
	Total Claimed/Allowed B			-	-	-	-	-	-	
	Total Claimed/Allowed (A+B)			56,568.92	8.04	-306.10	-	1,266.38	1,266.38	54,9

Statement of Liability Flow

Name of the Petitioner	NTPC Limited								
Generating Station	Gadarwara								
COD	01.03.2021								
Sr. no.	Package Name	Vendor	Year of creation of Liability capitalized in Gross Block	Undischarged liability as on 28.02.2021/ 01.03.2021	Liability in additional capitalization for period 01.03.2021-31.03.2021	Contractor's ERV updation	Discharge during the Year 2020-21 (01.03.2021 - 31.03.2021)		Total Discharge	Undischarged Liability as on 31.03.2021
							Reversal	Discharge		
A	**For RoE eligible at normal rate**									
1	Land Including R & R	(R&R Provision/ Environment Aspect)	2020-21	2,016.16	-	-	-	2.68	2.68	2,0
2	TG Package	BHARAT HEAVY ELECTRICALS LTD, LYOD INSULATION INDIA LTD	2020-21	11,604.75	-	-	-	-	-	11,6
3	ESP Package	BHARAT HEAVY ELECTRICALS LTD	2020-21	5,626.03	-	-	-	-	-	5,6
4	SG Package	BHARAT HEAVY ELECTRICALS LTD	2020-21	23,645.92	-	-	-	74.77	74.77	23,5
5	WTP(Mechanical+civil)	ION EXCHANGE INDIA LTD, CLEANFLOW INDIA PVT LTD., PURITA WATER SOLUTIONS, FLOWMORE LTD & others	2020-21	286.75	-	-	-	-	-	2
6	CW Equipment	Kirloskar Brothers Ltd	2020-21	424.09	-	-	-	-	-	4
7	Station piping(Rotmag)	RAUNAQ EPC INTERNATIONGAL LTD	2020-21	50.08	-	-	-	-	-	
8	AHP	THE INDURE PVT. LTD, COTA, DROOSHRA Pdt. MELCO, C R DOCTOR, BRAY CONTROLS PVT LTD.	2020-21	1,245.99	-	-	-	15.87	15.87	1,2
9	CT Mechanical	PAHARPUR COOLING TOWERS LTD	2020-21	464.85	-	-	-	93.16	93.16	3
10	CT Package -Civil	PAHARPUR COOLING TOWERS LTD	2020-21	910.52	-	-	-	467.62	467.62	4
11	CHP (Mechanical)	ELECON EPC PROJECTS LTD	2020-21	2,160.86	-	-	-	260.28	260.28	1,9
12	CHP Package- Civil	ELECON EPC PROJECTS LTD	2020-21	657.83	-	-	-	-	-	6
13	AC&Ventilation	STERLING AND WILSON PVT LTD, FRICK India Limited, APPA ENTERPRIAE	2020-21	185.66	-	-	-	-	-	1
14	FIRE DETECTION & PROTECTION SYSTEM	Lloyd Insulations India Ltd	2020-21	301.12	-	-	-	-	-	3
15	C&I Package	BHARAT HEAVY ELECTRICALS LTD, JB POWER CONSULTANTS AND ENGINEERS	2020-21	779.86	-	-	-	109.83	109.83	6
16	Make Up Water Pipeline	JWIL INFRA LIMITED	2020-21	705.66	-	-	-	-	-	7
17	Electrical Equipment supply and erection package	SHYMNS LTD	2020-21	510.14	-	-	-	-	-	5
18	Supply of power and control cables	M P P K V V CO LTD, A G (JC)	2020-21	95.65	-	-	-	-	-	
19	Switch Yard Package	LARSEN & TOUBRO LTD & others	2020-21	186.74	-	-	-	126.73	126.73	
20	ERV HV transformers package	TOSHIBA TRANSMISSION & DISTRIBUTION	2020-21	114.01	-	-	-	106.47	106.47	
21	Power Transformers	ABB India Ltd	2020-21	730.23	-	-	-	12.84	12.84	7
22	Generator Breaker, Isoc Eq. & MV Breaker Pack	BHARAT HEAVY ELECTRICALS LTD	2020-21	112.50	-	-	-	-	-	1
23	LT Switchgear Package	C&S ELECTRIC LTD	2020-21	160.38	-	-	-	-	-	1
24	MV Switchgear	BHARAT HEAVY ELECTRICALS LTD	2020-21	219.53	-	-	-	-	-	2
25	Permanent Railway Siding	KONKAN RAILWAY CORPORATION LTD, VARSHA ENGINEERS GROUP, BRIDGE & ROOF CO INDIA LTD	2020-21	458.84	-	-	-	-	-	4
26	CW System & Make-up Water System Civil Wor	SHANKARANARAYANA CONSTRUCTIONS, M/S PRAJAPATI	2020-21	101.54	-	-	-	-	-	1
27	ASH DYKE SUBHAS + IIT ROORKEE	Subhash Infra Engineers Pvt Ltd, RAINBOW GREENERS	2020-21	62.97	-	-	-	-	-	
28	Main township package	JMC Projects India Ltd, AK VERMA, PRABHU NATH SINGH, BR SHARMA, SUNIL SINGH, AKAR ISPAT PVT LTD, RAJLAXMI ENT, VIJAY ELECTRICALS	2020-21	523.78	-	-	-	4.62	4.62	5
29	Electrical Equipment supply and erection package	TATA POWER SOLAR SYSTEMS LTD	2020-21	86.83	-	-	-	5.70	5.70	
30	NON-EXTERNAL Electrification work) at town	NTPC GE POWER SERVICES PRIVATE, JMC Projects India Ltd	2020-21	63.18	-	-	-	-	-	
31	Main Plant CIVIL AND STRUCTURAL WORK	Bridge & Roof Co. (India) Ltd.	2020-21	-	-	-	-	-	-	
32	Balance Site leveling and Infrastructure package at	Bridge & Roof Co. (India) Ltd	2020-21	726.55	-	-	-	-	-	7
33	MROA	Misc.	2020-21	15.54	-	-	-	0.32	0.32	
34	OTHER MISC PACKAGES	NBCC, Bridge & Roof, & other misc agencies	2020-21	2,668.00	-	-	-	12.26	12.26	2,6
35	Unutilized ERV	Misc.	2020-21	3,123.39	-	-306.10	-	-	-	2,8
36	MROA	QUADRANT MARKETING MILAN ENTERPRISES	2020-21	-	9.94	-	-	-	-	
37	AC&Ventilation	STERLING AND WILSON PVT LTD	2021-22	-	-	-	-	-	-	
38	AHP	Hindustan Rubber Industries, Abhishek Enterprises	2021-22	-	-	-	-	-	-	
39	CHP Package	Elecon EPC Project Ltd, Infratech Const.	2021-22	-	-	-	-	-	-	
40	CW Equipment	Kirloskar Brothers Ltd	2021-22	-	-	-	-	-	-	
41	FIRE DETECTION & PROTECTION SYSTEM	Lloyd Insulations India Ltd	2021-22	-	-	-	-	-	-	
42	Miscellaneous Civil Work	Shri dutki enterprises, B&S Const., HAR Const.	2021-22	-	-	-	-	-	-	
43	PERMANENT TOWNSHIP	DNV industrial sys pvt ltd, Sumas Engg.	2021-22	-	-	-	-	-	-	
44	SG Package	BHEL, TULIP Traders	2021-22	-	-	-	-	-	-	

Statement of Liability Flow

Name of the Petitioner	**NTPC Limited**									
Generating Station	**Gadarwara**									
COD	**01.03.2021**									
Sr. no.	**Package Name**	**Vendor**	**Year of creation of Liability capitalized in Gross Block**	**Undischarged liability as on 28.02.2021/ 01.03.2021**	**Liability in additional capitalization for period 01.03.2021-31.03.2021**	**Contractor's ERV updation**	**Discharge during the Year 2020-21 (01.03.2021 - 31.03.2021)**		**Total Discharge**	**Undischarged Liability as on 31.03.2021**
45	STATION C&I PKG	BHEL	2021-22	-	-	-	-	-	-	
46	TG Package	BHEL DELHI	2021-22	-	-	-	-	-	-	
47	WTP	Bundelkhand Engg. BHEL	2021-22	-	-	-	-	-	-	
48	AHP & AWSS	Subhash Enterprises & WARDHAN ENGINEERING & INDUSTRIES	2022-23							
49	AUTOMATIC GENERATION CONTROL (AGC)	ABB India Limited	2022-23							
50	CW SYSTEM - CIVIL WORKS	R.K.KAR	2022-23							
51	IT Furniture Works	TOSHNIWAL INDUSTRIES PVT LTD	2022-23							
52	FIRE DETECTION & PROTECTION SYSTEM	TRI-PARULEX FIRE PROTECTION SYSTEMS	2022-23							
53	OFFSITE CIVIL WORKS	HAM Construction/DINESH CONSTRUCTION CO, AVINASH KUMAR, PJ ASSOCIATES & others	2022-23							
54	SG Package	BHEL	2022-23							
55	PERMANENT TOWNSHIP	SPA CARE	2022-23							
56	PERMANENT TOWNSHIP	SHAILESH ASSOCIATES	2022-23							
57	ASH HANDLING SYSTEM + HT BURNER	Sabtech Infra Engineers Pvt Ltd, SHRIYA&GURUKRIPA CONST	2023-24							
58	C&I Package	BHEL	2023-24							
59	CW Equipment	Kirloskar Brothers Ltd	2023-24							
60	CW AYETEM - CIVIL WORKS	R.K.KAR	2023-24							
61	Miscellaneous Civil Work	HAM Construction	2023-24							
62	Main Plant & Offsite Civil Package (Other Misc Packages)	Bridge & Roof Co. (India) Ltd	2023-24							
63	Permanent Railway Siding	KONKAN RAILWAY CORPORATION LTD	2023-24							
64	SG Package	BHEL	2023-24							
65	TG Package	BHEL DELHI	2023-24							
66	Other Buildings (Township)	VARMA ENGINEERS GROUP	2023-24							
67	Other Buildings (Civic building)	AVINASH KUMAR	2023-24							
68	MGR track and signalling system	SE (EFA(C)	2023-24							
69	ACR Ventilation System	FRICK India Limited	2023-24							
70	Electrical Equipment supply and erection package	SIVASEW LIMITED, Lloyd Insulation	2023-24							
71	FIRE DETECTION & PROTECTION SYSTEM	Lloyd Insulations India Ltd	2023-24							
72	Other Buildings (Township lighting)	Textured Lighting Ltd	2023-24							
73	ESP Package	BHEL	2023-24							
74	AC & Ventilation	STERLING AND WILSON PVT LTD	2023-24							
75	Electrical Equipment supply and erection package	TATA POWER SED(nR SYSTEMS LTD	2023-24							
76	MBOAs (Plant & Machinery)	MELLCON ENGG. FLUID CHEM. TRANSHEAT TECH	2023-24							
77	MBOAs (Furniture & Fixtures)	K.K.ENTERPRISES	2023-24							
78	MBOAs (EDP, WPM, SAICOM)	TEAM COMPUTERS PVT. LTD	2023-24							
79	MBOAs (Lab & Workshop eqpt)	ADVANCE SCIENTIFIC EQUIPMENT PVT	2023-24							
80	MBOAs (Communication eqp)	CREATIVE COMMUNICATION	2023-24							
81	MBOAs (Software)	CREATIVE COMMUNICATION	2023-24							
82	Capital Spares	Sanjeet Engg. INDUCTI, Kirloskar, SIBI, POWER, C & DOCTOR, DARLING PMP, CONTROL COMP, BOSCH, AEROMATIC ENGG, LAXMI HYD, HITACHI, SIEMENS, TLT TURBO, BHEL, PERKIN ELMER	2023-24							
	Total Calaimed/Allowed A			56,568.92	8.04	-306.10	-	1,266.38	1,266.38	54,9
B	**For RoE Eligible at Wt Avg Rate of Interest (WAROI)**									
	Total Claimed/Allowed B			-	-	-	-	-	-	
	Total Claimed/Allowed (A+B)			56,568.92	8.04	-306.10	-	1,266.38	1,266.38	54,9

Statement of Liability Flow

Name of the Petitioner	NTPC Limited
Generating Station	Gadarwara
COD	01.03.2021

Sr. no.	Package Name	Vendor	Year of creation of Liability capitalized in Gross Block	Undischarged liability as on 28.02.2021/ 01.03.2021	Liability in additional capitalization for period 01.03.2021-31.03.2021	Contractor's ERV updation	Discharge during the Year 2020-21 (01.03.2021 - 31.03.2021)		Total Discharge	Undischarged Liability as on 31.03.2021
							Reversal	Discharge		
A	**For RoE eligible at normal rate**									
1	Land Including R & R	(R&R Provision/ Environment Aspect)	2020-21	2,016.16	-	-	-	2.68	2.68	2,0
2	TG Package	BHARAT HEAVY ELECTRICALS LTD, LYOD INSULATION INDIA LTD	2020-21	11,604.75	-	-	-	-	-	11,6
3	ESP Package	BHARAT HEAVY ELECTRICALS LTD	2020-21	5,626.03	-	-	-	-	-	5,6
4	SG Package	BHARAT HEAVY ELECTRICALS LTD	2020-21	23,645.92	-	-	-	74.77	74.77	23,5
5	WTP(Mechanical +civil)	ION EXCHANGE INDIA LTD, CLEANFLOW INDIA PVT LTD., PURITA WATER SOLUTIONS, FLOWMORE LTD & others	2020-21	286.75	-	-	-	-	-	2
6	CW Equipment	Kirloskar Brothers Ltd	2020-21	424.09	-	-	-	-	-	4
7	Station piping(Rotmag)	RAUNAQ EPC INTERNATIONGAL LTD	2020-21	50.08	-	-	-	-	-	
8	AHP	THE INDURE PVT. LTD, COTA, DROOSHRA Pdt. MELCO, C R DOCTOR, BRAY CONTROLS PVT LTD.	2020-21	1,245.99	-	-	-	15.87	15.87	1,2
9	CT Mechanical	PAHARPUR COOLING TOWERS LTD	2020-21	464.85	-	-	-	93.16	93.16	3
10	CT Package -Civil	PAHARPUR COOLING TOWERS LTD	2020-21	910.52	-	-	-	467.62	467.62	4
11	CHP (Mechanical)	ELECON EPC PROJECTS LTD	2020-21	2,160.86	-	-	-	260.28	260.28	1,9
12	CHP Package- Civil	ELECON EPC PROJECTS LTD	2020-21	657.83	-	-	-	-	-	6
13	AC&Ventilation	STERLING AND WILSON PVT LTD, FRICK India Limited, APPA ENTERPRIAE	2020-21	185.66	-	-	-	-	-	1
14	FIRE DETECTION & PROTECTION SYSTEM	Lloyd Insulations India Ltd	2020-21	301.12	-	-	-	-	-	3
15	C&I Package	BHARAT HEAVY ELECTRICALS LTD, JB POWER CONSULTANTS AND ENGINEERS	2020-21	775.86	-	-	-	109.83	109.83	6
16	Make Up Water Pipeline	JWIL INFRA LIMITED	2020-21	705.66	-	-	-	-	-	7
17	Electrical Equipment supply and erection package	SIEMENS LTD	2020-21	510.14	-	-	-	-	-	5
18	Supply of power and control cables	M P P K V V CO LTD, A G (JC)	2020-21	95.65	-	-	-	-	-	
19	Switch Yard Package	LARSEN & TOUBRO LTD & others	2020-21	186.74	-	-	-	126.73	126.73	
20	ERV HV transformers package	TOSHIBA TRANSMISSION & DISTRIBUTION	2020-21	114.01	-	-	-	108.47	108.47	
21	Power Transformers	ABB India Ltd	2020-21	730.25	-	-	-	12.84	12.84	7
22	Generator Breaker, Isoc Eq. & 3kV Breaker Pack	BHARAT HEAVY ELECTRICALS LTD	2020-21	112.50	-	-	-	-	-	1
23	LT Switchgear Package	C&S ELECTRIC LTD	2020-21	160.38	-	-	-	-	-	1
24	MV Switchgear	BHARAT HEAVY ELECTRICALS LTD	2020-21	219.53	-	-	-	-	-	2
25	Permanent Railway Siding	KONKAN RAILWAY CORPORATION LTD, VARSHA ENGINEERS GROUP, BRIDGE & ROOF CO INDIA LTD	2020-21	458.84	-	-	-	-	-	4
26	CW System & Make-up Water System Civil Wor	SHANKARANARAYANA CONSTRUCTIONS, M/S PRAJAPATI	2020-21	101.54	-	-	-	-	-	1
27	ASH DYKE SUBHAS + IIT ROORKEE	Subhash Infra Engineers Pvt Ltd, RAINBOW GREENERS	2020-21	62.97	-	-	-	-	-	
28	Main township package	JMC Projects India Ltd, AK VERMA, PRABHU NATH SINGH, BR SHARMA, SUNIL SINGH, AKAR ISPEX PVT LTD, RAJLAXMI ENT, VIJAY ELECTRICALS	2020-21	523.78	-	-	-	4.62	4.62	5
29	Electrical Equipment supply and erection package	TATA POWER SOLAR SYSTEMS LTD	2020-21	86.83	-	-	-	5.70	5.70	
30	NON-JPA/TERNAL Electrification work) in town	NTPC GE POWER SERVICES PRIVATE, JMC Projects India Ltd	2020-21	63.18	-	-	-	-	-	
31	Main Plant CIVIL AND STRUCTURAL WORK	Bridge & Roof Co. (India) Ltd.	2020-21	-	-	-	-	-	-	
32	Balance Site leveling and Infrastructure package of	Bridge & Roof Co. (India) Ltd.	2020-21	726.55	-	-	-	-	-	7
33	MROA	Misc.	2020-21	15.54	-	-	-	0.32	0.32	
34	OTHER MISC PACKAGES	ABCT, Bridge & Roof, & other misc agencies	2020-21	2,668.00	-	-	-	12.26	12.26	2,6
35	Unutilized ERV	Misc.	2020-21	3,123.39	-	-306.10	-	-	-	2,8
36	MROA	QUADRANT MARKETING/MILAN ENTERPRISES	2020-21	-	9.94	-	-	-	-	
37	AC&Ventilation	STERLING AND WILSON PVT LTD	2021-22	-	-	-	-	-	-	
38	AHP	Hindustan Rubber Industries, Abhishek Enterprises	2021-22	-	-	-	-	-	-	
39	CHP Package	Elecon EPC Project Ltd, Infratech Const.	2021-22	-	-	-	-	-	-	
40	CW Equipment	Kirloskar Brothers Ltd	2021-22	-	-	-	-	-	-	
41	FIRE DETECTION & PROTECTION SYSTEM	Lloyd Insulations India Ltd	2021-22	-	-	-	-	-	-	
42	Miscellaneous Civil Work	Shri dutki enterprises, B&S Const., HAR Const.	2021-22	-	-	-	-	-	-	
43	PERMANENT TOWNSHIP	DAV industrial sys pvt ltd, Sumas Engg.	2021-22	-	-	-	-	-	-	
44	SG Package	BHEL, TULIP Traders	2021-22	-	-	-	-	-	-	

Statement of Liability Flow

Name of the Petitioner		NTPC Limited								
Generating Station		Gadarwara								
COD		01.03.2021								
Sr. no.	Package Name	Vendor	Year of creation of Liability capitalized in Gross Block	Undischarged liability as on 28.02.2021/ 01.03.2021	Liability in additional capitalization for period 01.03.2021-31.03.2021	Contractor's ERV updation	Discharge during the Year 2020-21 (01.03.2021 - 31.03.2021)		Total Discharge	Undischarged Liability as on 31.03.2021
45	STATION C&I PKG	BHEL	2021-22	-	-	-	-	-	-	
46	TG Package	BHEL DELHI	2021-22	-	-	-	-	-	-	
47	WTP	Bundelkhand Engg. BHEL	2021-22	-	-	-	-	-	-	
48	AHP & AWSS	Subhash Enterprises & WARDHAN ENGINEERING & INDUSTRIES	2022-23							
49	AUTOMATIC GENERATION CONTROL (AGC)	ABB India Limited	2022-23							
50	CW SYSTEM - CIVIL WORKS	R.K.KAR	2022-23							
51	IT Enrolon Works	TOSHNIWAL INDUSTRIES PVT LTD	2022-23							
52	FIRE DETECTION & PROTECTION SYSTEM	TRI-PARULEX FIRE PROTECTION SYSTEMS	2022-23							
53	OFFSITE CIVIL WORKS	HAM Construction/DINESH CONSTRUCTION CO, AVINASH KUMAR, PJ ASSOCIATES & others	2022-23							
54	SG Package	BHEL	2022-23							
55	PERMANENT TOWNSHIP	SPA CARE	2022-23							
56	PERMANENT TOWNSHIP	SHAILESH ASSOCIATES	2022-23							
57	ASH HANDLING SYSTEM + ITS BUNKER	Sattosh Infra Engineers Pvt Ltd, SHRI SAIGURU KRIPA CONST	2023-24							
58	C&I Package	BHEL	2023-24							
59	CW Equipment	Kirloskar Brothers Ltd	2023-24							
60	CW SYSTEM - CIVIL WORKS	R.K.KAR	2023-24							
61	Miscellaneous Civil Work	HAM Construction	2023-24							
62	Main Plant & Offsite Civil Package (Other Misc Packages)	Bridge & Roof Co. (India) Ltd	2023-24							
63	Permanent Railway Siding	KONKAN RAILWAY CORPORATION LTD	2023-24							
64	SG Package	BHEL	2023-24							
65	TG Package	BHEL DELHI	2023-24							
66	Other Buildings (Township)	VARMA ENGINEERS GROUP	2023-24							
67	Other Buildings (Civic building)	AVINASH KUMAR	2023-24							
68	MGR track and signalling system	SE (EFA(C)	2023-24							
69	ACR/Ventilation System	FRICK India Limited	2023-24							
70	Electrical Equipment supply and erection package	SIVASEW LIMITED, Lloyd Insulation	2023-24							
71	FIRE DETECTION & PROTECTION SYSTEM	Lloyd Insulations India Ltd	2023-24							
72	Other Buildings (Township lighting)	Textured Lighting Ltd	2023-24							
73	ESP Package	BHEL	2023-24							
74	AC & Ventilation	STERLING AND WILSON PVT LTD	2023-24							
75	Electrical Equipment supply and erection package	TATA POWER SED(SR SYSTEMS LTD	2023-24							
76	MBOAs (Plant & Machinery)	MELLCON ENGG. FLUID CHEM. TRANSHEAT TECH	2023-24							
77	MBOAs (Furniture & Fixtures)	K.K.ENTERPRISES	2023-24							
78	MBOAs (EDP, WPM, SAP,COM)	TEAM COMPUTERS PVT. LTD	2023-24							
79	MBOAs (Lab & Workshop eqpt)	ADVANCE SCIENTIFIC EQUIPMENT PVT	2023-24							
80	MBOAs (Communication eqp)	CREATIVE COMMUNICATION	2023-24							
81	MBOAs (Software)	CREATIVE COMMUNICATION	2023-24							
82	Capital Spares	Sanjeet Engg. INDUCTI, Kirloskar, SIBI, POWER, C & DOCTOR, DARLING PMP, CONTROL COMP, BOSCH, AEROMATIC ENGG, LAXMI HYD, HITACHI, SIEMENS, TLT TURBO, BHEL, PERKIN ELMER	2023-24							
	Total Calaimed/Allowed A			56,568.92	8.04	-306.10	-	1,266.38	1,266.38	54,9
B	**For RoE Eligible at Wt Avg Rate of Interest (WAROI)**									
	Total Claimed/Allowed B			-	-	-	-	-	-	
	Total Claimed/Allowed (A+B)			56,568.92	8.04	-306.10	-	1,266.38	1,266.38	54,9

Statement of Liability Flow

Name of the Petitioner	NTPC Limited								
Generating Station	Gadarwara								
COD	01.03.2021								
Sr. no.	Package Name	Vendor	Year of creation of Liability capitalized in Gross Block	Undischarged liability as on 28.02.2021/ 01.03.2021	Liability in additional capitalization for period 01.03.2021-31.03.2021	Contractor's ERV updation	Discharge during the Year 2020-21 (01.03.2021 - 31.03.2021)		Total Discharge	Undischarged Liability as on 31.03.2021
							Reversal	Discharge		
A	**For RoE eligible at normal rate**									
1	Land Including R & R	(R&R Provision/ Environment Aspect)	2020-21	2,016.16	-	-	-	2.68	2.68	2,0
2	TG Package	BHARAT HEAVY ELECTRICALS LTD, LYOD INSULATION INDIA LTD	2020-21	11,604.75	-	-	-	-	-	11,6
3	ESP Package	BHARAT HEAVY ELECTRICALS LTD	2020-21	5,626.03	-	-	-	-	-	5,6
4	SG Package	BHARAT HEAVY ELECTRICALS LTD	2020-21	23,645.92	-	-	-	74.77	74.77	23,5
5	WTP(Mechanical +civil)	ION EXCHANGE INDIA LTD, CLEANFLOW INDIA PVT LTD., PURITA WATER SOLUTIONS, FLOWMORE LTD & others	2020-21	286.75	-	-	-	-	-	2
6	CW Equipment	Kirloskar Brothers Ltd	2020-21	424.09	-	-	-	-	-	4
7	Station piping(Rotmag)	RAUNAQ EPC INTERNATIONGAL LTD	2020-21	50.08	-	-	-	-	-	
8	AHP	THE INDURE PVT. LTD, COTA, DROOSHRA Pdt. MELCO, C R DOCTOR, BRAY CONTROLS PVT LTD.	2020-21	1,245.99	-	-	-	15.87	15.87	1,2
9	CT Mechanical	PAHARPUR COOLING TOWERS LTD	2020-21	464.85	-	-	-	93.16	93.16	3
10	CT Package -Civil	PAHARPUR COOLING TOWERS LTD	2020-21	910.52	-	-	-	467.62	467.62	4
11	CHP (Mechanical)	ELECON EPC PROJECTS LTD	2020-21	2,160.86	-	-	-	260.28	260.28	1,9
12	CHP Package- Civil	ELECON EPC PROJECTS LTD	2020-21	657.83	-	-	-	-	-	6
13	AC&Ventilation	STERLING AND WILSON PVT LTD, FRICK India Limited, APPA ENTERPRIAE	2020-21	185.66	-	-	-	-	-	1
14	FIRE DETECTION & PROTECTION SYSTEM	Lloyd Insulations India Ltd	2020-21	301.12	-	-	-	-	-	3
15	C&I Package	BHARAT HEAVY ELECTRICALS LTD, JB POWER CONSULTANTS AND ENGINEERS	2020-21	775.86	-	-	-	109.83	109.83	6
16	Make Up Water Pipeline	JWIL INFRA LIMITED	2020-21	705.66	-	-	-	-	-	7
17	Electrical Equipment supply and erection package	SIEMENS LTD	2020-21	510.14	-	-	-	-	-	5
18	Supply of power and control cables	M P P K V V CO LTD, A G (JC)	2020-21	95.65	-	-	-	-	-	
19	Switch Yard Package	LARSEN & TOUBRO LTD & others	2020-21	186.74	-	-	-	126.73	126.73	
20	ERV HV transformers package	TOSHIBA TRANSMISSION & DISTRIBUTION	2020-21	114.01	-	-	-	106.47	106.47	
21	Power Transformers	ABB India Ltd	2020-21	730.23	-	-	-	12.84	12.84	7
22	Generator Breaker, Isoc Eq. & 34V Breaker Pack	BHARAT HEAVY ELECTRICALS LTD	2020-21	112.50	-	-	-	-	-	1
23	LT Switchgear Package	C&S ELECTRIC LTD	2020-21	160.38	-	-	-	-	-	1
24	MV Switchgear	BHARAT HEAVY ELECTRICALS LTD	2020-21	219.53	-	-	-	-	-	2
25	Permanent Railway Siding	KONKAN RAILWAY CORPORATION LTD, VARSHA ENGINEERS GROUP, BRIDGE & ROOF CO INDIA LTD	2020-21	458.84	-	-	-	-	-	4
26	CW System & Make-up Water System Civil Wor	SHANKARANARAYANA CONSTRUCTIONS, M/S PRAJAPATI	2020-21	101.54	-	-	-	-	-	1
27	ASH DYKE SUBHAS + IIT ROORKEE	Subhash Infra Engineers Pvt Ltd, RAINBOW GREENERS	2020-21	62.97	-	-	-	-	-	
28	Main township package	JMC Projects India Ltd, AK VERMA, PRABHU NATH SINGH, BR SHARMA, SUNIL SINGH, AKAR ISPEX PVT LTD, RAJLAXMI ENT, VIJAY ELECTRICALS	2020-21	523.78	-	-	-	4.62	4.62	5
29	Electrical Equipment supply and erection package	TATA POWER SOLAR SYSTEMS LTD	2020-21	86.83	-	-	-	5.70	5.70	
30	NON-EXTERNAL Electrification work) at town	NTPC GE POWER SERVICES PRIVATE, JMC Projects India Ltd	2020-21	63.18	-	-	-	-	-	
31	Main Plant CIVIL AND STRUCTURAL WORK	Bridge & Roof Co. (India) Ltd.	2020-21	-	-	-	-	-	-	
32	Balance Site leveling and Infrastructure package at	Bridge & Roof Co. (India) Ltd	2020-21	726.55	-	-	-	-	-	7
33	MRDA	Misc.	2020-21	15.54	-	-	-	0.32	0.32	
34	OTHER MISC PACKAGES	NBCC, Bridge & Roof, & other misc agencies	2020-21	2,668.00	-	-	-	12.26	12.26	2,6
35	Unutilized ERV	Misc.	2020-21	3,123.39	-	-306.10	-	-	-	2,8
36	MRDA	QUADRANT MARKETING MILAN ENTERPRISES	2020-21	-	9.04	-	-	-	-	
37	AC&Ventilation	STERLING AND WILSON PVT LTD	2021-22	-	-	-	-	-	-	
38	AHP	Hindustan Rubber Industries, Abhishek Enterprises	2021-22	-	-	-	-	-	-	
39	CHP Package	Elecon EPC Project Ltd. Infratech Const.	2021-22	-	-	-	-	-	-	
40	CW Equipment	Kirloskar Brothers Ltd	2021-22	-	-	-	-	-	-	
41	FIRE DETECTION & PROTECTION SYSTEM	Lloyd Insulations India Ltd	2021-22	-	-	-	-	-	-	
42	Miscellaneous Civil Work	Shri dutki enterprises, B&S Const., HAR Const.	2021-22	-	-	-	-	-	-	
43	PERMANENT TOWNSHIP	DNV industrial sys pvt ltd, Sumas Engg	2021-22	-	-	-	-	-	-	
44	SG Package	BHEL, TULIP Traders	2021-22	-	-	-	-	-	-	

Statement of Liability Flow

Name of the Petitioner	**NTPC Limited**									
Generating Station	**Gadarwara**									
COD	**01.03.2021**									
Sr. no.	**Package Name**	**Vendor**	**Year of creation of Liability capitalized in Gross Block**	**Undischarged liability as on 28.02.2021/ 01.03.2021**	**Liability in additional capitalization for period 01.03.2021-31.03.2021**	**Contractor's ERV updation**	**Discharge during the Year 2020-21 (01.03.2021 - 31.03.2021)**		**Total Discharge**	**Undischarged Liability as on 31.03.2021**
45	STATION C&I PKG	BHEL	2021-22	-	-	-	-	-	-	
46	TG Package	BHEL DELHI	2021-22	-	-	-	-	-	-	
47	WTP	Bundelkhand Engg. BHEL	2021-22	-	-	-	-	-	-	
48	AHP & AWSS	Subhash Enterprises & WARDHAN ENGINEERING & INDUSTRIES	2022-23							
49	AUTOMATIC GENERATION CONTROL (AGC)	ABB India Limited	2022-23							
50	CW SYSTEM - CIVIL WORKS	B.B.KAR	2022-23							
51	IT Furniture Works	TOSHNIWAL INDUSTRIES PVT LTD	2022-23							
52	FIRE DETECTION & PROTECTION SYSTEM	TRI-PARULEX FIRE PROTECTION SYSTEMS	2022-23							
53	OFFSITE CIVIL WORKS	HAM Construction/DINESH CONSTRUCTION CO, AVINASH KUMAR, PJ ASSOCIATES & others	2022-23							
54	SG Package	BHEL	2022-23							
55	PERMANENT TOWNSHIP	SPA CARE	2022-23							
56	PERMANENT TOWNSHIP	SHAILESH ASSOCIATES	2022-23							
57	ASH HANDLING SYSTEM + HT BUILDING	Sabtech Infra Engineers Pvt Ltd, SHRIYA&GURUKRIPA CONST	2023-24							
58	C&I Package	BHEL	2023-24							
59	CW Equipment	Kirloskar Brothers Ltd	2023-24							
60	CW SYSTEM - CIVIL WORKS	B.B.KAR	2023-24							
61	Miscellaneous Civil Work	HAM Construction	2023-24							
62	Main Plant & Offsite Civil Package (Other Misc Packages)	Bridge & Roof Co. (India) Ltd	2023-24							
63	Permanent Railway Siding	KONKAN RAILWAY CORPORATION LTD	2023-24							
64	SG Package	BHEL	2023-24							
65	TG Package	BHEL DELHI	2023-24							
66	Other Buildings (Township)	VARMA ENGINEERS GROUP	2023-24							
67	Other Buildings (Civic building)	AVINASH KUMAR	2023-24							
68	MGR track and signalling system	SE (EFA(C)	2023-24							
69	ACR/Ventilation System	FRICK India Limited	2023-24							
70	Electrical Equipment supply and erection package	SIWSPEW LIMITED, Lloyd Insulation	2023-24							
71	FIRE DETECTION & PROTECTION SYSTEM	Lloyd Insulations India Ltd	2023-24							
72	Other Buildings (Township lighting)	Textured Lighting Ltd	2023-24							
73	ESP Package	BHEL	2023-24							
74	AC & Ventilation	STERLING AND WILSON PVT LTD	2023-24							
75	Electrical Equipment supply and erection package	TATA POWER SED(SR SYSTEMS) LTD	2023-24							
76	MBOAs (Plant & Machinery)	MECLCON ENGG. FLUID CHEM. TRANSHEAT TECH	2023-24							
77	MBOAs (Furniture & Fixtures)	K.K ENTERPRISES	2023-24							
78	MBOAs (EDP, WPM, SAICOM)	TEAM COMPUTERS PVT. LTD	2023-24							
79	MBOAs (Lab & Workshop eqpt)	ADVANCE SCIENTIFIC EQUIPMENT PVT	2023-24							
80	MBOAs (Communication eqp)	CREATIVE COMMUNICATION	2023-24							
81	MBOAs (Software)	CREATIVE COMMUNICATION	2023-24							
82	Capital Spares	Sanjeet Engg. INDUCTE, Kirloskar, BHL POWER, C & D DOCTOR, DARLING PMP, CONTROL COMP, BOSCH, AEROMATIC ENGG, LAXMI HYD, HITACHI, SIEMENS, TLT TURBO, BHEL, PERKIN ELMER	2023-24							
	Total Calaimed/Allowed A			56,568.92	8.04	-306.10	-	1,266.38	1,266.38	54,9
B	**For RoE Eligible at Wt Avg Rate of Interest (WAROI)**									
	Total Claimed/Allowed B			-	-	-	-	-	-	
	Total Claimed/Allowed (A+B)			56,568.92	8.04	-306.10	-	1,266.38	1,266.38	54,9

Statement of Liability Flow

Name of the Petitioner	NTPC Limited								
Generating Station	Gadarwara								
COD	01.03.2021								
Sr. no.	Package Name	Vendor	Year of creation of Liability capitalized in Gross Block	Undischarged liability as on 28.02.2021/ 01.03.2021	Liability in additional capitalization for period 01.03.2021-31.03.2021	Contractor's ERV updation	Discharge during the Year 2020-21 (01.03.2021 - 31.03.2021)		Total Discharge	Undischarged Liability as on 31.03.2021
							Reversal	Discharge		
A	**For RoE eligible at normal rate**									
1	Land Including R & R	(R&R Provision/ Environment Aspect)	2020-21	2,016.16	-	-	-	2.68	2.68	2,0
2	TG Package	BHARAT HEAVY ELECTRICALS LTD, LYOD INSULATION INDIA LTD	2020-21	11,604.75	-	-	-	-	-	11,6
3	ESP Package	BHARAT HEAVY ELECTRICALS LTD	2020-21	5,626.03	-	-	-	-	-	5,6
4	SG Package	BHARAT HEAVY ELECTRICALS LTD	2020-21	23,645.92	-	-	-	74.77	74.77	23,5
5	WTP(Mechanical +civil)	ION EXCHANGE INDIA LTD, CLEANFLOW INDIA PVT LTD., PURITA WATER SOLUTIONS, FLOWMORE LTD & others	2020-21	286.75	-	-	-	-	-	2
6	CW Equipment	Kirloskar Brothers Ltd	2020-21	424.09	-	-	-	-	-	4
7	Station piping(Rotmag)	RAUNAQ EPC INTERNATIONGAL LTD	2020-21	50.08	-	-	-	-	-	
8	AHP	THE INDURE PVT. LTD, COTA, DROOSHRA Pdt. MELCO, C R DOCTOR, BRAY CONTROLS PVT LTD.	2020-21	1,245.99	-	-	-	15.87	15.87	1,2
9	CT Mechanical	PAHARPUR COOLING TOWERS LTD	2020-21	464.85	-	-	-	93.16	93.16	3
10	CT Package -Civil	PAHARPUR COOLING TOWERS LTD	2020-21	910.52	-	-	-	467.62	467.62	4
11	CHP (Mechanical)	ELECON EPC PROJECTS LTD	2020-21	2,160.86	-	-	-	260.28	260.28	1,9
12	CHP Package- Civil	ELECON EPC PROJECTS LTD	2020-21	657.83	-	-	-	-	-	6
13	AC&Ventilation	STERLING AND WILSON PVT LTD, FRICK India Limited, APPA ENTERPRIAE	2020-21	185.66	-	-	-	-	-	1
14	FIRE DETECTION & PROTECTION SYSTEM	Lloyd Insulations India Ltd	2020-21	301.12	-	-	-	-	-	3
15	C&I Package	BHARAT HEAVY ELECTRICALS LTD, JB POWER CONSULTANTS AND ENGINEERS	2020-21	775.86	-	-	-	109.83	109.83	6
16	Make Up Water Pipeline	JWIL INFRA LIMITED	2020-21	705.66	-	-	-	-	-	7
17	Electrical Equipment supply and erection package	SIEMENS LTD	2020-21	510.14	-	-	-	-	-	5
18	Supply of power and control cables	M P P K V V CO LTD, A G (JC)	2020-21	95.65	-	-	-	-	-	
19	Switch Yard Package	LARSEN & TOUBRO LTD & others	2020-21	186.74	-	-	-	126.73	126.73	
20	EHV HV transformers package	TOSHIBA TRANSMISSION & DISTRIBUTION	2020-21	114.01	-	-	-	108.47	108.47	
21	Power Transformers	ABB India Ltd	2020-21	730.23	-	-	-	12.84	12.84	7
22	Generator Breaker, Isoc Eq. & 34V Breaker Pack	BHARAT HEAVY ELECTRICALS LTD	2020-21	112.50	-	-	-	-	-	1
23	LT Switchgear Package	C&S ELECTRIC LTD	2020-21	160.38	-	-	-	-	-	1
24	MV Switchgear	BHARAT HEAVY ELECTRICALS LTD	2020-21	219.53	-	-	-	-	-	2
25	Permanent Railway Siding	KONKAN RAILWAY CORPORATION LTD, VARSHA ENGINEERS GROUP, BRIDGE & ROOF CO INDIA LTD	2020-21	458.84	-	-	-	-	-	4
26	CW System & Make-up Water System Civil Wor	SHANKARANARAYANA CONSTRUCTIONS, M/S PRAJAPATI	2020-21	101.54	-	-	-	-	-	1
27	ASH DYKE SUBHAS + IIT ROORKEE	Subhash Infra Engineers Pvt Ltd, RAINBOW GREENERS	2020-21	62.97	-	-	-	-	-	
28	Main township package	JMC Projects India Ltd, AK VERMA, PRABHU NATH SINGH, BR SHARMA, SUNIL SINGH, AKAR ISPEX PVT LTD, RAJLAXMI ENT, VIJAY ELECTRICALS	2020-21	523.78	-	-	-	4.62	4.62	5
29	Electrical Equipment supply and erection package	TATA POWER SOLAR SYSTEMS LTD	2020-21	86.83	-	-	-	5.70	5.70	
30	NON-JPATERNAL Electrification work) in town	NTPC GE POWER SERVICES PRIVATE, JMC Projects India Ltd	2020-21	63.18	-	-	-	-	-	
31	Main Plant CIVIL AND STRUCTURAL WORK	Bridge & Roof Co. (India) Ltd.	2020-21	-	-	-	-	-	-	
32	Balance Site leveling and Infrastructure package of	Bridge & Roof Co. (India) Ltd	2020-21	726.55	-	-	-	-	-	7
33	MBOA	Misc.	2020-21	15.54	-	-	-	0.32	0.32	
34	OTHER MISC PACKAGES	NBCC, Bridge & Roof, & other misc agencies	2020-21	2,668.00	-	-	-	12.26	12.26	2,6
35	Unutilized ERV	Misc.	2020-21	3,123.36	-	-306.10	-	-	-	2,8
36	MBOA	QUADRANT MARKETING(MILAN ENTERPRISES	2020-21	-	9.94	-	-	-	-	
37	AC&Ventilation	STERLING AND WILSON PVT LTD	2021-22	-	-	-	-	-	-	
38	AHP	Hindustan Rubber Industries, Abhishek Enterprises	2021-22	-	-	-	-	-	-	
39	CHP Package	Elecon EPC Project Ltd, Infratech Const.	2021-22	-	-	-	-	-	-	
40	CW Equipment	Kirloskar Brothers Ltd	2021-22	-	-	-	-	-	-	
41	FIRE DETECTION & PROTECTION SYSTEM	Lloyd Insulations India Ltd	2021-22	-	-	-	-	-	-	
42	Miscellaneous Civil Work	Shri dutki enterprises, B&S Const., HAR Const.	2021-22	-	-	-	-	-	-	
43	PERMANENT TOWNSHIP	DAV industrial sys pvt ltd, Sumas Engg.	2021-22	-	-	-	-	-	-	
44	SG Package	BHEL, TULIP Traders	2021-22	-	-	-	-	-	-	

Statement of Liability Flow

Name of the Petitioner		NTPC Limited								
Generating Station		Gadarwara								
COD		01.03.2021								
Sr. no.	Package Name	Vendor	Year of creation of Liability capitalized in Gross Block	Undischarged liability as on 28.02.2021/ 01.03.2021	Liability in additional capitalization for period 01.03.2021-31.03.2021	Contractor's ERV updation	Discharge during the Year 2020-21 (01.03.2021 - 31.03.2021)		Total Discharge	Undischarged Liability as on 31.03.2021
45	STATION C&I PKG	BHEL	2021-22	-	-	-	-	-	-	
46	TG Package	BHEL DELHI	2021-22	-	-	-	-	-	-	
47	WTP	Bundelkhand Engg. BHEL	2021-22	-	-	-	-	-	-	
48	AHP & AWSS	Subhash Enterprises & WARDHAN ENGINEERING & INDUSTRIES	2022-23							
49	AUTOMATIC GENERATION CONTROL (AGC)	ABB India Limited	2022-23							
50	CW SYSTEM - CIVIL WORKS	R.K.KAR	2022-23							
51	IT Furniture Works	TOSHNIWAL INDUSTRIES PVT LTD	2022-23							
52	FIRE DETECTION & PROTECTION SYSTEM	TRI-PARULEX FIRE PROTECTION SYSTEMS	2022-23							
53	OFFSITE CIVIL WORKS	HAM Construction/DINESH CONSTRUCTION CO, AVINASH KUMAR, PJ ASSOCIATES & others	2022-23							
54	SG Package	BHEL	2022-23							
55	PERMANENT TOWNSHIP	SPA CARE	2022-23							
56	PERMANENT TOWNSHIP	SHAILESH ASSOCIATES	2022-23							
57	ASH HANDLING SYSTEM + HT BURNER	Sabtech Infra Engineers Pvt Ltd, SHRIYA&GURUKRIPA CONST	2023-24							
58	C&I Package	BHEL	2023-24							
59	CW Equipment	Kirloskar Brothers Ltd	2023-24							
60	CW SYSTEM - CIVIL WORKS	R.K.KAR	2023-24							
61	Miscellaneous Civil Work	HAM Construction	2023-24							
62	Main Plant & Offsite Civil Package (Other Misc Packages)	Bridge & Roof Co. (India) Ltd	2023-24							
63	Permanent Railway Siding	KONKAN RAILWAY CORPORATION LTD	2023-24							
64	SG Package	BHEL	2023-24							
65	TG Package	BHEL DELHI	2023-24							
66	Other Buildings (Township)	VARMA ENGINEERS GROUP	2023-24							
67	Other Buildings (Civic building)	AVINASH KUMAR	2023-24							
68	MGR track and signalling system	SE (EFA(C)	2023-24							
69	ACR/Ventilation System	FRICK India Limited	2023-24							
70	Electrical Equipment supply and erection package	SIVASEW LIMITED, Lloyd Insulation	2023-24							
71	FIRE DETECTION & PROTECTION SYSTEM	Lloyd Insulations India Ltd	2023-24							
72	Other Buildings (Township lighting)	Textured Lighting Ltd	2023-24							
73	ESP Package	BHEL	2023-24							
74	AC & Ventilation	STERLING AND WILSON PVT LTD	2023-24							
75	Electrical Equipment supply and erection package	TATA POWER SED(nR SYSTEMS LTD	2023-24							
76	MBOAs (Plant & Machinery)	MELLCON ENGG. FLUID CHEM. TRANSHEAT TECH	2023-24							
77	MBOAs (Furniture & Fixtures)	K.K.ENTERPRISES	2023-24							
78	MBOAs (EDP, WPM, SAT,COM)	TEAM COMPUTERS PVT. LTD	2023-24							
79	MBOAs (Lab & Workshop eqpt)	ADVANCE SCIENTIFIC EQUIPMENT PVT	2023-24							
80	MBOAs (Communication eqp)	CREATIVE COMMUNICATION	2023-24							
81	MBOAs (Software)	CREATIVE COMMUNICATION	2023-24							
82	Capital Spares	Sanjeet Engg, INDUCTE, Kirloskar, SBL POWER, C & DOCTOR, DARLING PMP, CONTROL COMP, BOSCH, AEROMATIC ENGG, LAXMI HYD, HITACHI, SIEMENS, TLT TURBO, BHEL, PERKIN ELMER	2023-24							
	Total Calaimed/Allowed A			56,568.92	8.04	-306.10	-	1,266.38	1,266.38	54,9
B	**For RoE Eligible at Wt Avg Rate of Interest (WAROI)**									
	Total Claimed/Allowed B			-	-	-	-	-	-	
	Total Claimed/Allowed (A+B)			56,568.92	8.04	-306.10	-	1,266.38	1,266.38	54,9

Statement of Liability Flow

Name of the Petitioner	NTPC Limited
Generating Station	Gadarwara
COD	01.03.2021

Sr. no.	Package Name	Vendor	Year of creation of Liability capitalized in Gross Block	Undischarged liability as on 28.02.2021/ 01.03.2021	Liability in additional capitalization for period 01.03.2021-31.03.2021	Contractor's ERV updation	Discharge during the Year 2020-21 (01.03.2021 - 31.03.2021)		Total Discharge	Undischarged Liability as on 31.03.2021
							Reversal	Discharge		
A	**For RoE eligible at normal rate**									
1	Land Including R & R	(R&R Provision/ Environment Aspect)	2020-21	2,016.16	-	-	-	2.68	2.68	2,0
2	TG Package	BHARAT HEAVY ELECTRICALS LTD, LYOD INSULATION INDIA LTD	2020-21	11,604.75	-	-	-	-	-	11,6
3	ESP Package	BHARAT HEAVY ELECTRICALS LTD	2020-21	5,626.03	-	-	-	-	-	5,6
4	SG Package	BHARAT HEAVY ELECTRICALS LTD	2020-21	23,645.92	-	-	-	74.77	74.77	23,5
5	WTP(Mechanical +civil)	ION EXCHANGE INDIA LTD, CLEANFLOW INDIA PVT LTD., PURITA WATER SOLUTIONS, FLOWMORE LTD & others	2020-21	286.75	-	-	-	-	-	2
6	CW Equipment	Kirloskar Brothers Ltd	2020-21	424.09	-	-	-	-	-	4
7	Station piping(Rotmag)	RAUNAQ EPC INTERNATIONGAL LTD	2020-21	50.08	-	-	-	-	-	
8	AHP	THE INDURE PVT. LTD, COTA, DROOSHRA Pdt. MELCO, C R DOCTOR, BRAY CONTROLS PVT LTD.	2020-21	1,245.99	-	-	-	15.87	15.87	1,2
9	CT Mechanical	PAHARPUR COOLING TOWERS LTD	2020-21	464.85	-	-	-	93.16	93.16	3
10	CT Package -Civil	PAHARPUR COOLING TOWERS LTD	2020-21	910.52	-	-	-	467.62	467.62	4
11	CHP (Mechanical)	ELECON EPC PROJECTS LTD	2020-21	2,160.86	-	-	-	260.28	260.28	1,9
12	CHP Package- Civil	ELECON EPC PROJECTS LTD	2020-21	657.83	-	-	-	-	-	6
13	AC&Ventilation	STERLING AND WILSON PVT LTD, FRICK India Limited, APPA ENTERPRIAE	2020-21	185.66	-	-	-	-	-	1
14	FIRE DETECTION & PROTECTION SYSTEM	Lloyd Insulations India Ltd	2020-21	301.12	-	-	-	-	-	3
15	C&I Package	BHARAT HEAVY ELECTRICALS LTD, JB POWER CONSULTANTS AND ENGINEERS	2020-21	775.86	-	-	-	109.83	109.83	6
16	Make Up Water Pipeline	JWIL INFRA LIMITED	2020-21	705.66	-	-	-	-	-	7
17	Electrical Equipment supply and erection package	SIEMENS LTD	2020-21	510.14	-	-	-	-	-	5
18	Supply of power and control cables	M P P K V V CO LTD, A G (JC)	2020-21	95.65	-	-	-	-	-	
19	Switch Yard Package	LARSEN & TOUBRO LTD & others	2020-21	186.74	-	-	-	126.73	126.73	
20	ERV HV transformers package	TOSHIBA TRANSMISSION & DISTRIBUTION	2020-21	114.01	-	-	-	108.47	108.47	
21	Power Transformers	ABB India Ltd	2020-21	730.23	-	-	-	12.84	12.84	7
22	Generator Breaker, Isoc Eq. & MV Breaker Pack	BHARAT HEAVY ELECTRICALS LTD	2020-21	112.50	-	-	-	-	-	1
23	LT Switchgear Package	C&S ELECTRIC LTD	2020-21	160.38	-	-	-	-	-	1
24	MV Switchgear	BHARAT HEAVY ELECTRICALS LTD	2020-21	219.53	-	-	-	-	-	2
25	Permanent Railway Siding	KONKAN RAILWAY CORPORATION LTD, VARSHA ENGINEERS GROUP, BRIDGE & ROOF CO INDIA LTD	2020-21	458.84	-	-	-	-	-	4
26	CW System & Make-up Water System Civil Wor	SHANKARANARAYANA CONSTRUCTIONS, M/S PRAJAPATI	2020-21	101.54	-	-	-	-	-	1
27	ASH DYKE SUBHAS + IIT ROORKEE	Subhash Infra Engineers Pvt Ltd, RAINBOW GREENERS	2020-21	62.97	-	-	-	-	-	
28	Main township package	JMC Projects India Ltd, AK VERMA, PRABHU NATH SINGH, BR SHARMA, SUNIL SINGH, AKAR ISPEX PVT LTD, RAJLAXMI ENT, VIJAY ELECTRICALS	2020-21	523.78	-	-	-	4.62	4.62	5
29	Electrical Equipment supply and erection package	TATA POWER SOLAR SYSTEMS LTD	2020-21	86.83	-	-	-	5.70	5.70	
30	NON-EXTERNAL Electrification work) in town	NTPC GE POWER SERVICES PRIVATE, JMC Projects India Ltd	2020-21	63.18	-	-	-	-	-	
31	Main Plant CIVIL AND STRUCTURAL WORK	Bridge & Roof Co. (India) Ltd.	2020-21	-	-	-	-	-	-	
32	Balance Site leveling and Infrastructure package of	Bridge & Roof Co. (India) Ltd	2020-21	726.55	-	-	-	-	-	7
33	MROA	Misc.	2020-21	15.54	-	-	-	0.32	0.32	
34	OTHER MISC PACKAGES	NBCC, Bridge & Roof, & other misc agencies	2020-21	2,668.00	-	-	-	12.26	12.26	2,6
35	Unutilized ERV	Misc.	2020-21	3,123.36	-	-306.10	-	-	-	2,8
36	MROA	QUADRANT MARKETING MILAN ENTERPRISES	2020-21	-	9.04	-	-	-	-	
37	AC&Ventilation	STERLING AND WILSON PVT LTD	2021-22	-	-	-	-	-	-	
38	AHP	Hindustan Rubber Industries, Abhishek Enterprises	2021-22	-	-	-	-	-	-	
39	CHP Package	Elecon EPC Project Ltd. Infratech Const.	2021-22	-	-	-	-	-	-	
40	CW Equipment	Kirloskar Brothers Ltd	2021-22	-	-	-	-	-	-	
41	FIRE DETECTION & PROTECTION SYSTEM	Lloyd Insulations India Ltd	2021-22	-	-	-	-	-	-	
42	Miscellaneous Civil Work	Shri dutki enterprises, B&S Const., HAR Const.	2021-22	-	-	-	-	-	-	
43	PERMANENT TOWNSHIP	DNV industrial aqua pvt ltd, Sumas Engg.	2021-22	-	-	-	-	-	-	
44	SG Package	BHEL, TULIP Traders	2021-22	-	-	-	-	-	-	

Statement of Liability Flow

Name of the Petitioner		NTPC Limited								
Generating Station		Gadarwara								
COD		01.03.2021								
Sr. no.	Package Name	Vendor	Year of creation of Liability capitalized in Gross Block	Undischarged liability as on 28.02.2021/ 01.03.2021	Liability in additional capitalization for period 01.03.2021-31.03.2021	Contractor's ERV updation	Discharge during the Year 2020-21 (01.03.2021 - 31.03.2021)		Total Discharge	Undischarged Liability as on 31.03.2021
45	STATION C&I PKG	BHEL	2021-22	-	-	-	-	-	-	
46	TG Package	BHEL DELHI	2021-22	-	-	-	-	-	-	
47	WTP	Bundelkhand Engg. BHEL	2021-22	-	-	-	-	-	-	
48	AHP & AWSS	Subhash Enterprises & WARDHAN ENGINEERING & INDUSTRIES	2022-23							
49	AUTOMATIC GENERATION CONTROL (AGC)	ABB India Limited	2022-23							
50	CW SYSTEM - CIVIL WORKS	R.K.KAR	2022-23							
51	IT Furniture Works	TOSHNIWAL INDUSTRIES PVT LTD	2022-23							
52	FIRE DETECTION & PROTECTION SYSTEM	TRI-PARULEX FIRE PROTECTION SYSTEMS	2022-23							
53	OFFSITE CIVIL WORKS	HAM Construction/DINESH CONSTRUCTION CO, AVINASH KUMAR, PJ ASSOCIATES & others	2022-23							
54	SG Package	BHEL	2022-23							
55	PERMANENT TOWNSHIP	SPA CARE	2022-23							
56	PERMANENT TOWNSHIP	SHAILESH ASSOCIATES	2022-23							
57	ASH HANDLING SYSTEM + HT BURNER	Sattosh Infra Engineers Pvt Ltd, SHRIYA&GURUKRIPA CONST	2023-24							
58	C&I Package	BHEL	2023-24							
59	CW Equipment	Kirloskar Brothers Ltd	2023-24							
60	CW SYSTEM - CIVIL WORKS	R.K.KAR	2023-24							
61	Miscellaneous Civil Work	HAM Construction	2023-24							
62	Main Plant & Offsite Civil Package (Other Misc Packages)	Bridge & Roof Co. (India) Ltd	2023-24							
63	Permanent Railway Siding	KONKAN RAILWAY CORPORATION LTD	2023-24							
64	SG Package	BHEL	2023-24							
65	TG Package	BHEL DELHI	2023-24							
66	Other Buildings (Township)	VARMA ENGINEERS GROUP	2023-24							
67	Other Buildings (Civic building)	AVINASH KUMAR	2023-24							
68	MGR track and signalling system	SE (EFA(C)	2023-24							
69	ACR/Ventilation System	FRICK India Limited	2023-24							
70	Electrical Equipment supply and erection package	SIVASEW LIMITED, Lloyd Insulation	2023-24							
71	FIRE DETECTION & PROTECTION SYSTEM	Lloyd Insulations India Ltd	2023-24							
72	Other Buildings (Township lighting)	Textured Lighting Ltd	2023-24							
73	ESP Package	BHEL	2023-24							
74	AC & Ventilation	STERLING AND WILSON PVT LTD	2023-24							
75	Electrical Equipment supply and erection package	TATA POWER SED(nR SYSTEMS LTD	2023-24							
76	MBOAs (Plant & Machinery)	MELLCON ENGG. FLUID CHEM. TRANSHEAT TECH	2023-24							
77	MBOAs (Furniture & Fixtures)	K.K.ENTERPRISES	2023-24							
78	MBOAs (EDP, WPM, SAP,COM)	TEAM COMPUTERS PVT. LTD	2023-24							
79	MBOAs (Lab & Workshop eqpt)	ADVANCE SCIENTIFIC EQUIPMENT PVT	2023-24							
80	MBOAs (Communication eqp)	CREATIVE COMMUNICATION	2023-24							
81	MBOAs (Software)	CREATIVE COMMUNICATION	2023-24							
82	Capital Spares	Sanjeet Engg, INDUCTI, Kirloskar, SIBE POWER, C & DOCTOR, DARLING PMP, CONTROL COMP, BOSCH, AEROMATIC ENGG, LAXMI HYD, HITACHI, SIEMENS, TLT TURBO, BHEL, PERKIN ELMER	2023-24							
	Total Calaimed/Allowed A			56,568.92	8.04	-306.10	-	1,266.38	1,266.38	54,9
B	**For RoE Eligible at Wt Avg Rate of Interest (WAROI)**									
	Total Claimed/Allowed B			-	-	-	-	-	-	
	Total Claimed/Allowed (A+B)			56,568.92	8.04	-306.10	-	1,266.38	1,266.38	54,9

Statement of Liability Flow

Name of the Petitioner	NTPC Limited								
Generating Station	Gadarwara								
COD	01.03.2021								
Sr. no.	Package Name	Vendor	Year of creation of Liability capitalized in Gross Block	Undischarged liability as on 28.02.2021/ 01.03.2021	Liability in additional capitalization for period 01.03.2021-31.03.2021	Contractor's ERV updation	Discharge during the Year 2020-21 (01.03.2021 - 31.03.2021)		Total Discharge	Undischarged Liability as on 31.03.2021
							Reversal	Discharge		
A	**For RoE eligible at normal rate**									
1	Land Including R & R	(R&R Provision/ Environment Aspect)	2020-21	2,016.16	-	-	-	2.68	2.68	2,0
2	TG Package	BHARAT HEAVY ELECTRICALS LTD, LYOD INSULATION INDIA LTD	2020-21	11,604.75	-	-	-	-	-	11,6
3	ESP Package	BHARAT HEAVY ELECTRICALS LTD	2020-21	5,626.03	-	-	-	-	-	5,6
4	SG Package	BHARAT HEAVY ELECTRICALS LTD	2020-21	23,645.92	-	-	-	74.77	74.77	23,5
5	WTP(Mechanical +civil)	ION EXCHANGE INDIA LTD, CLEANFLOW INDIA PVT LTD., PURITA WATER SOLUTIONS, FLOWMORE LTD & others	2020-21	286.75	-	-	-	-	-	2
6	CW Equipment	Kirloskar Brothers Ltd	2020-21	424.09	-	-	-	-	-	4
7	Station piping(Rotmag)	RAUNAQ EPC INTERNATIONGAL LTD	2020-21	50.08	-	-	-	-	-	
8	AHP	THE INDURE PVT. LTD, COTA, DROOSHRA Pdt. MELCO, C R DOCTOR, BRAY CONTROLS PVT LTD.	2020-21	1,245.99	-	-	-	15.87	15.87	1,2
9	CT Mechanical	PAHARPUR COOLING TOWERS LTD	2020-21	464.85	-	-	-	93.16	93.16	3
10	CT Package -Civil	PAHARPUR COOLING TOWERS LTD	2020-21	910.52	-	-	-	467.62	467.62	4
11	CHP (Mechanical)	ELECON EPC PROJECTS LTD	2020-21	2,160.86	-	-	-	260.28	260.28	1,9
12	CHP Package- Civil	ELECON EPC PROJECTS LTD	2020-21	657.83	-	-	-	-	-	6
13	AC&Ventilation	STERLING AND WILSON PVT LTD, FRICK India Limited, APPA ENTERPRIAE	2020-21	185.66	-	-	-	-	-	1
14	FIRE DETECTION & PROTECTION SYSTEM	Lloyd Insulations India Ltd	2020-21	301.12	-	-	-	-	-	3
15	C&I Package	BHARAT HEAVY ELECTRICALS LTD, JB POWER CONSULTANTS AND ENGINEERS	2020-21	779.86	-	-	-	109.83	109.83	6
16	Make Up Water Pipeline	JWIL INFRA LIMITED	2020-21	705.66	-	-	-	-	-	7
17	Electrical Equipment supply and erection package	SHYMNS LTD	2020-21	510.14	-	-	-	-	-	5
18	Supply of power and control cables	M P P K V V CO LTD. A G (JC)	2020-21	95.65	-	-	-	-	-	
19	Switch Yard Package	LARSEN & TOUBRO LTD & others	2020-21	186.74	-	-	-	126.73	126.73	
20	ERV HV transformers package	TOSHIBA TRANSMISSION & DISTRIBUTION	2020-21	114.01	-	-	-	106.47	106.47	
21	Power Transformers	ABB India Ltd	2020-21	730.23	-	-	-	12.84	12.84	7
22	Generator Breaker, Isoc Eq. & 34V Breaker Pack	BHARAT HEAVY ELECTRICALS LTD	2020-21	112.50	-	-	-	-	-	1
23	LT Switchgear Package	C&S ELECTRIC LTD	2020-21	160.38	-	-	-	-	-	1
24	MV Switchgear	BHARAT HEAVY ELECTRICALS LTD	2020-21	219.53	-	-	-	-	-	2
25	Permanent Railway Siding	KONKAN RAILWAY CORPORATION LTD, VARSHA ENGINEERS GROUP, BRIDGE & ROOF CO INDIA LTD	2020-21	458.84	-	-	-	-	-	4
26	CW System & Make-up Water System Civil Wor	SHANKARANARAYANA CONSTRUCTIONS, M N PRAJAPATI	2020-21	101.54	-	-	-	-	-	1
27	ASH DYKE SUBHAS + IIT ROORKEE	Subhash Infra Engineers Pvt Ltd, RAINBOW GREENERS	2020-21	62.97	-	-	-	-	-	
28	Main township package	JMC Projects India Ltd, AK VERMA, PRABHU NATH SINGH, BR SHARMA, SUNIL SINGH, AKAR ISPEX PVT LTD, RAJLAXMI ENT, VIJAY ELECTRICALS	2020-21	523.78	-	-	-	4.62	4.62	5
29	Electrical Equipment supply and erection package	TATA POWER SOLAR SYSTEMS LTD	2020-21	86.83	-	-	-	5.70	5.70	
30	NON-EXTERNAL Electrification work) at town	NTPC GE POWER SERVICES PRIVATE, JMC Projects India Ltd	2020-21	63.18	-	-	-	-	-	
31	Main Plant CIVIL AND STRUCTURAL WORK	Bridge & Roof Co. (India) Ltd.	2020-21	-	-	-	-	-	-	
32	Balance Site leveling and Infrastructure package at	Bridge & Roof Co. (India) Ltd.	2020-21	726.55	-	-	-	-	-	7
33	MRDA	Misc.	2020-21	15.54	-	-	-	0.32	0.32	
34	OTHER MISC PACKAGES	NBCC, Bridge & Roof, & other misc agencies	2020-21	2,668.00	-	-	-	12.26	12.26	2,6
35	Unutilized ERV	Misc.	2020-21	3,123.39	-	-306.10	-	-	-	2,8
36	MRDA	QUADRANT MARKETING(MEAN ENTERPRISES	2020-21	-	9.04	-	-	-	-	
37	AC&Ventilation	STERLING AND WILSON PVT LTD	2021-22	-	-	-	-	-	-	
38	AHP	Hindustan Rubber Industries, Abhishek Enterprises	2021-22	-	-	-	-	-	-	
39	CHP Package	Elecon EPC Project Ltd, Infratech Const.	2021-22	-	-	-	-	-	-	
40	CW Equipment	Kirloskar Brothers Ltd	2021-22	-	-	-	-	-	-	
41	FIRE DETECTION & PROTECTION SYSTEM	Lloyd Insulations India Ltd	2021-22	-	-	-	-	-	-	
42	Miscellaneous Civil Work	Shri dutki enterprises, B&S Const., HAR Const.	2021-22	-	-	-	-	-	-	
43	PERMANENT TOWNSHIP	DAV industrial sys pvt ltd, Sumas Engg.	2021-22	-	-	-	-	-	-	
44	SG Package	BHEL, TULIP Traders	2021-22	-	-	-	-	-	-	

Statement of Liability Flow

Name of the Petitioner		NTPC Limited								
Generating Station		Gadarwara								
COD		01.03.2021								
Sr. no.	Package Name	Vendor	Year of creation of Liability capitalized in Gross Block	Undischarged liability as on 28.02.2021/ 01.03.2021	Liability in additional capitalization for period 01.03.2021-31.03.2021	Contractor's ERV updation	Discharge during the Year 2020-21 (01.03.2021 - 31.03.2021)		Total Discharge	Undischarged Liability as on 31.03.2021
45	STATION C&I PKG	BHEL	2021-22	-	-	-	-	-	-	
46	TG Package	BHEL DELHI	2021-22	-	-	-	-	-	-	
47	WTP	Bundelkhand Engg. BHEL	2021-22	-	-	-	-	-	-	
48	AHP & AWSS	Subhash Enterprises & WARDHAN ENGINEERING & INDUSTRIES	2022-23							
49	AUTOMATIC GENERATION CONTROL (AGC)	ABB India Limited	2022-23							
50	CW SYSTEM - CIVIL WORKS	R.K.KAR	2022-23							
51	IT Enrolon Works	TOSHNIWAL INDUSTRIES PVT LTD	2022-23							
52	FIRE DETECTION & PROTECTION SYSTEM	TRI-PARULEX FIRE PROTECTION SYSTEMS	2022-23							
53	OFFSITE CIVIL WORKS	HAM Construction/DINESH CONSTRUCTION CO, AVINASH KUMAR, PJ ASSOCIATES & others	2022-23							
54	SG Package	BHEL	2022-23							
55	PERMANENT TOWNSHIP	SPA CARE	2022-23							
56	PERMANENT TOWNSHIP	SHAILESH ASSOCIATES	2022-23							
57	ASH HNDLG SYSTEM + HT BURNER	Subhash Infra Engineers Pvt Ltd, SHRIYA&GURUKRIPA CONST	2023-24							
58	C&I Package	BHEL	2023-24							
59	CW Equipment	Kirloskar Brothers Ltd	2023-24							
60	CW SYSTEM - CIVIL WORKS	R.K.KAR	2023-24							
61	Miscellaneous Civil Work	HAM Construction	2023-24							
62	Main Plant & Offsite Civil Package (Other Misc Packages)	Bridge & Roof Co. (India) Ltd	2023-24							
63	Permanent Railway Siding	KONKAN RAILWAY CORPORATION LTD	2023-24							
64	SG Package	BHEL	2023-24							
65	TG Package	BHEL DELHI	2023-24							
66	Other Buildings (Township)	VARMA ENGINEERS GROUP	2023-24							
67	Other Buildings (Civic building)	AVINASH KUMAR	2023-24							
68	MGR track and signalling system	SE (EFA(C)	2023-24							
69	ACR/Ventilation System	FRICK India Limited	2023-24							
70	Electrical Equipment supply and erection package	SIVASEW LIMITED, Lloyd Insulation	2023-24							
71	FIRE DETECTION & PROTECTION SYSTEM	Lloyd Insulations India Ltd	2023-24							
72	Other Buildings (Township lighting)	Textured Lighting Ltd	2023-24							
73	ESP Package	BHEL	2023-24							
74	AC & Ventilation	STERLING AND WILSON PVT LTD	2023-24							
75	Electrical Equipment supply and erection package	TATA POWER SED(nR SYSTEMS LTD	2023-24							
76	MBOAs (Plant & Machinery)	MECLCON ENGG. FLUID CHEM. TRANSHEAT TECH	2023-24							
77	MBOAs (Furniture & Fixtures)	K.K.ENTERPRISES	2023-24							
78	MBOAs (EDP, WPM, SAT,COM)	TEAM COMPUTERS PVT. LTD	2023-24							
79	MBOAs (Lab & Workshop eqpt)	ADVANCE SCIENTIFIC EQUIPMENT PVT	2023-24							
80	MBOAs (Communication eqp)	CREATIVE COMMUNICATION	2023-24							
81	MBOAs (Software)	CREATIVE COMMUNICATION	2023-24							
82	Capital Spares	Sanjeet Engg, INDUCTE, Kirloskar, SBL POWER, C & D DOCTOR, DARLING PMP, CONTROL COMP, BOSCH, AEROMATIC ENGG, LAXMI HYD, HITACHI, SIEMENS, TLT TURBO, BHEL, PERKIN ELMER	2023-24							
	Total Calaimed/Allowed A			56,568.92	8.04	-306.10	-	1,266.38	1,266.38	54,9
B	**For RoE Eligible at Wt Avg Rate of Interest (WAROI)**									
	Total Claimed/Allowed B			-	-	-	-	-	-	
	Total Claimed/Allowed (A+B)			56,568.92	8.04	-306.10	-	1,266.38	1,266.38	54,9

Statement of Liability Flow

Name of the Petitioner	NTPC Limited								
Generating Station	Gadarwara								
COD	01.03.2021								
Sr. no.	Package Name	Vendor	Year of creation of Liability capitalized in Gross Block	Undischarged liability as on 28.02.2021/ 01.03.2021	Liability in additional capitalization for period 01.03.2021-31.03.2021	Contractor's ERV updation	Discharge during the Year 2020-21 (01.03.2021 - 31.03.2021)		Total Discharge	Undischarged Liability as on 31.03.2021
							Reversal	Discharge		
A	**For RoE eligible at normal rate**									
1	Land Including R & R	(R&R Provision/ Environment Aspect)	2020-21	2,016.16	-	-	-	2.68	2.68	2,0
2	TG Package	BHARAT HEAVY ELECTRICALS LTD, LYOD INSULATION INDIA LTD	2020-21	11,604.75	-	-	-	-	-	11,6
3	ESP Package	BHARAT HEAVY ELECTRICALS LTD	2020-21	5,626.03	-	-	-	-	-	5,6
4	SG Package	BHARAT HEAVY ELECTRICALS LTD	2020-21	23,645.92	-	-	-	74.77	74.77	23,5
5	WTP(Mechanical +civil)	ION EXCHANGE INDIA LTD, CLEANFLOW INDIA PVT LTD., PURITA WATER SOLUTIONS, FLOWMORE LTD & others	2020-21	286.75	-	-	-	-	-	2
6	CW Equipment	Kirloskar Brothers Ltd	2020-21	424.09	-	-	-	-	-	4
7	Station piping(Rotmag)	RAUNAQ EPC INTERNATIONGAL LTD	2020-21	50.08	-	-	-	-	-	
8	AHP	THE INDURE PVT. LTD, COTA, DROOSHRA Pdt. MELCO, C R DOCTOR, BRAY CONTROLS PVT LTD.	2020-21	1,245.99	-	-	-	15.87	15.87	1,2
9	CT Mechanical	PAHARPUR COOLING TOWERS LTD	2020-21	464.85	-	-	-	93.16	93.16	3
10	CT Package -Civil	PAHARPUR COOLING TOWERS LTD	2020-21	910.52	-	-	-	467.62	467.62	4
11	CHP (Mechanical)	ELECON EPC PROJECTS LTD	2020-21	2,160.86	-	-	-	260.28	260.28	1,9
12	CHP Package- Civil	ELECON EPC PROJECTS LTD	2020-21	657.83	-	-	-	-	-	6
13	AC&Ventilation	STERLING AND WILSON PVT LTD, FRICK India Limited, APPA ENTERPRIAE	2020-21	185.66	-	-	-	-	-	1
14	FIRE DETECTION & PROTECTION SYSTEM	Lloyd Insulations India Ltd	2020-21	301.12	-	-	-	-	-	3
15	C&I Package	BHARAT HEAVY ELECTRICALS LTD, JB POWER CONSULTANTS AND ENGINEERS	2020-21	775.86	-	-	-	109.83	109.83	6
16	Make Up Water Pipeline	JWIL INFRA LIMITED	2020-21	705.66	-	-	-	-	-	7
17	Electrical Equipment supply and erection package	SIEMENS LTD	2020-21	510.14	-	-	-	-	-	5
18	Supply of power and control cables	M P P K V V CO LTD, A G (JC)	2020-21	95.65	-	-	-	-	-	
19	Switch Yard Package	LARSEN & TOUBRO LTD & others	2020-21	186.74	-	-	-	126.73	126.73	
20	ERV HV transformers package	TOSHIBA TRANSMISSION & DISTRIBUTION	2020-21	114.01	-	-	-	108.47	108.47	
21	Power Transformers	ABB India Ltd	2020-21	730.23	-	-	-	12.84	12.84	7
22	Generator Breaker, Isoc Eq. & 34V Breaker Pack	BHARAT HEAVY ELECTRICALS LTD	2020-21	112.50	-	-	-	-	-	1
23	LT Switchgear Package	C&S ELECTRIC LTD	2020-21	160.38	-	-	-	-	-	1
24	MV Switchgear	BHARAT HEAVY ELECTRICALS LTD	2020-21	219.53	-	-	-	-	-	2
25	Permanent Railway Siding	KONKAN RAILWAY CORPORATION LTD, VARSHA ENGINEERS GROUP, BRIDGE & ROOF CO INDIA LTD	2020-21	458.84	-	-	-	-	-	4
26	CW System & Make-up Water System Civil Wor	SHANKARANARAYANA CONSTRUCTIONS, M N PRAJAPATI	2020-21	101.54	-	-	-	-	-	1
27	ASH DYKE SUBHAS + IIT ROORKEE	Subhash Infra Engineers Pvt Ltd, RAINBOW GREENERS	2020-21	62.97	-	-	-	-	-	
28	Main township package	JMC Projects India Ltd, AK VERMA, PRABHU NATH SINGH, BR SHARMA, SUNIL SINGH, AKAR ISPEX PVT LTD, RAJLAXMI ENT, VIJAY ELECTRICALS	2020-21	523.78	-	-	-	4.62	4.62	5
29	Electrical Equipment supply and erection package	TATA POWER SOLAR SYSTEMS LTD	2020-21	86.83	-	-	-	5.70	5.70	
30	NON-EXTERNAL Electrification work) in town	NTPC GE POWER SERVICES PRIVATE, JMC Projects India Ltd	2020-21	63.18	-	-	-	-	-	
31	Main Plant CIVIL AND STRUCTURAL WORK	Bridge & Roof Co. (India) Ltd.	2020-21	-	-	-	-	-	-	
32	Balance Site leveling and Infrastructure package of	Bridge & Roof Co. (India) Ltd.	2020-21	726.55	-	-	-	-	-	7
33	MRDA	Misc.	2020-21	15.54	-	-	-	0.32	0.32	
34	OTHER MISC PACKAGES	NBCC, Bridge & Roof, & other misc agencies	2020-21	2,668.00	-	-	-	12.26	12.26	2,6
35	Unutilized ERV	Misc.	2020-21	3,123.39	-	-306.10	-	-	-	2,8
36	MRDA	QUADRANT MARKETING(MEAN ENTERPRISES	2020-21	-	9.04	-	-	-	-	
37	AC&Ventilation	STERLING AND WILSON PVT LTD	2021-22	-	-	-	-	-	-	
38	AHP	Hindustan Rubber Industries, Abhishek Enterprises	2021-22	-	-	-	-	-	-	
39	CHP Package	Elecon EPC Project Ltd, Infratech Const.	2021-22	-	-	-	-	-	-	
40	CW Equipment	Kirloskar Brothers Ltd	2021-22	-	-	-	-	-	-	
41	FIRE DETECTION & PROTECTION SYSTEM	Lloyd Insulations India Ltd	2021-22	-	-	-	-	-	-	
42	Miscellaneous Civil Work	Shri dutki enterprises, B&S Const., HAR Const.	2021-22	-	-	-	-	-	-	
43	PERMANENT TOWNSHIP	DNV industrial sys pvt ltd, Sumas Engg.	2021-22	-	-	-	-	-	-	
44	SG Package	BHEL, TULIP Traders	2021-22	-	-	-	-	-	-	

Statement of Liability Flow

Name of the Petitioner		NTPC Limited								
Generating Station		Gadarwara								
COD		01.03.2021								
Sr. no.	Package Name	Vendor	Year of creation of Liability capitalized in Gross Block	Undischarged liability as on 28.02.2021/ 01.03.2021	Liability in additional capitalization for period 01.03.2021-31.03.2021	Contractor's ERV updation	Discharge during the Year 2020-21 (01.03.2021 - 31.03.2021)		Total Discharge	Undischarged Liability as on 31.03.2021
45	STATION C&I PKG	BHEL	2021-22	-	-	-	-	-	-	
46	TG Package	BHEL DELHI	2021-22	-	-	-	-	-	-	
47	WTP	Bundelkhand Engg. BHEL	2021-22	-	-	-	-	-	-	
48	AHP & AWSS	Subhash Enterprises & WARDHAN ENGINEERING & INDUSTRIES	2022-23							
49	AUTOMATIC GENERATION CONTROL (AGC)	ABB India Limited	2022-23							
50	CW SYSTEM - CIVIL WORKS	R.K.KAR	2022-23							
51	IT Furniture Works	TOSHNIWAL INDUSTRIES PVT LTD	2022-23							
52	FIRE DETECTION & PROTECTION SYSTEM	TRI-PARULEX FIRE PROTECTION SYSTEMS	2022-23							
53	OFFSITE CIVIL WORKS	HAM Construction/DINESH CONSTRUCTION CO, AVINASH KUMAR, PJ ASSOCIATES & others	2022-23							
54	SG Package	BHEL	2022-23							
55	PERMANENT TOWNSHIP	SPA CARE	2022-23							
56	PERMANENT TOWNSHIP	SHAILESH ASSOCIATES	2022-23							
57	ASH HANDLING SYSTEM + ITS BUILDING	Sabtech Infra Engineers Pvt Ltd, SHRIYA&GURUKRIPA CONST	2023-24							
58	C&I Package	BHEL	2023-24							
59	CW Equipment	Kirloskar Brothers Ltd	2023-24							
60	CW SYSTEM - CIVIL WORKS	R.K.KAR	2023-24							
61	Miscellaneous Civil Work	HAM Construction	2023-24							
62	Main Plant & Offsite Civil Package (Other Misc Packages)	Bridge & Roof Co. (India) Ltd	2023-24							
63	Permanent Railway Siding	KONKAN RAILWAY CORPORATION LTD	2023-24							
64	SG Package	BHEL	2023-24							
65	TG Package	BHEL DELHI	2023-24							
66	Other Buildings (Township)	VARMA ENGINEERS GROUP	2023-24							
67	Other Buildings (Civic building)	AVINASH KUMAR	2023-24							
68	MGR track and signalling system	SE (EFA(C)	2023-24							
69	AC&Ventilation System	FRICK India Limited	2023-24							
70	Electrical Equipment supply and erection package	SIWSPEW LIMITED, Lloyd Insulation	2023-24							
71	FIRE DETECTION & PROTECTION SYSTEM	Lloyd Insulations India Ltd	2023-24							
72	Other Buildings (Township lighting)	Textured Lighting Ltd	2023-24							
73	ESP Package	BHEL	2023-24							
74	AC & Ventilation	STERLING AND WILSON PVT LTD	2023-24							
75	Electrical Equipment supply and erection package	TATA POWER SED(nR SYSTEMS LTD	2023-24							
76	MBOAs (Plant & Machinery)	MELLCON ENGG. FLUID CHEM. TRANSHEAT TECH	2023-24							
77	MBOAs (Furniture & Fixtures)	K.K.ENTERPRISES	2023-24							
78	MBOAs (EDP, WPM, SAT,COM)	TEAM COMPUTERS PVT. LTD	2023-24							
79	MBOAs (Lab & Workshop eqpt)	ADVANCE SCIENTIFIC EQUIPMENT PVT	2023-24							
80	MBOAs (Communication eqp)	CREATIVE COMMUNICATION	2023-24							
81	MBOAs (Software)	CREATIVE COMMUNICATION	2023-24							
82	Capital Spares	Sanjeet Engg, INDUCTE, Kirloskar, SBL POWER, C & D DOCTOR, DARLING PMP, CONTROL COMP, BOSCH, AEROMATIC ENGG, LAXMI HYD, HITACHI, SIEMENS, TLT TURBO, BHEL, PERKIN ELMER	2023-24							
	Total Calaimed/Allowed A			56,568.92	8.04	-306.10	-	1,266.38	1,266.38	54,9
B	**For RoE Eligible at Wt Avg Rate of Interest (WAROI)**									
	Total Claimed/Allowed B			-	-	-	-	-	-	
	Total Claimed/Allowed (A+B)			56,568.92	8.04	-306.10	-	1,266.38	1,266.38	54,9

Statement of Liability Flow

Name of the Petitioner	NTPC Limited								
Generating Station	Gadarwara								
COD	01.03.2021								
Sr. no.	Package Name	Vendor	Year of creation of Liability capitalized in Gross Block	Undischarged liability as on 28.02.2021/ 01.03.2021	Liability in additional capitalization for period 01.03.2021-31.03.2021	Contractor's ERV updation	Discharge during the Year 2020-21 (01.03.2021 - 31.03.2021)		Total Discharge	Undischarged Liability as on 31.03.2021
							Reversal	Discharge		
A	**For RoE eligible at normal rate**									
1	Land Including R & R	(R&R Provision/ Environment Aspect)	2020-21	2,016.16	-	-	-	2.68	2.68	2,0
2	TG Package	BHARAT HEAVY ELECTRICALS LTD, LYOD INSULATION INDIA LTD	2020-21	11,604.75	-	-	-	-	-	11,6
3	ESP Package	BHARAT HEAVY ELECTRICALS LTD	2020-21	5,626.03	-	-	-	-	-	5,6
4	SG Package	BHARAT HEAVY ELECTRICALS LTD	2020-21	23,645.92	-	-	-	74.77	74.77	23,5
5	WTP(Mechanical +civil)	ION EXCHANGE INDIA LTD, CLEANFLOW INDIA PVT LTD., PURITA WATER SOLUTIONS, FLOWMORE LTD & others	2020-21	286.75	-	-	-	-	-	2
6	CW Equipment	Kirloskar Brothers Ltd	2020-21	424.09	-	-	-	-	-	4
7	Station piping(Rotmag)	RAUNAQ EPC INTERNATIONGAL LTD	2020-21	50.08	-	-	-	-	-	
8	AHP	THE INDURE PVT. LTD, COTA, DROOSHRA Pdt. MELCO, C R DOCTOR, BRAY CONTROLS PVT LTD.	2020-21	1,245.95	-	-	-	15.87	15.87	1,2
9	CT Mechanical	PAHARPUR COOLING TOWERS LTD	2020-21	464.85	-	-	-	93.16	93.16	3
10	CT Package -Civil	PAHARPUR COOLING TOWERS LTD	2020-21	910.52	-	-	-	467.62	467.62	4
11	CHP (Mechanical)	ELECON EPC PROJECTS LTD	2020-21	2,160.86	-	-	-	260.28	260.28	1,9
12	CHP Package- Civil	ELECON EPC PROJECTS LTD	2020-21	657.83	-	-	-	-	-	6
13	AC&Ventilation	STERLING AND WILSON PVT LTD, FRICK India Limited, APPA ENTERPRIAE	2020-21	185.66	-	-	-	-	-	1
14	FIRE DETECTION & PROTECTION SYSTEM	Lloyd Insulations India Ltd	2020-21	301.12	-	-	-	-	-	3
15	C&I Package	BHARAT HEAVY ELECTRICALS LTD, JB POWER CONSULTANTS AND ENGINEERS	2020-21	775.86	-	-	-	109.83	109.83	6
16	Make Up Water Pipeline	JWIL INFRA LIMITED	2020-21	705.66	-	-	-	-	-	7
17	Electrical Equipment supply and erection package	SIEMENS LTD	2020-21	510.14	-	-	-	-	-	5
18	Supply of power and control cables	M P P K V V CO LTD, A G (JC)	2020-21	95.65	-	-	-	-	-	
19	Switch Yard Package	LARSEN & TOUBRO LTD & others	2020-21	186.74	-	-	-	126.73	126.73	
20	ERV HV transformers package	TOSHIBA TRANSMISSION & DISTRIBUTION	2020-21	114.01	-	-	-	108.47	108.47	
21	Power Transformers	ABB India Ltd	2020-21	730.23	-	-	-	12.84	12.84	7
22	Generator Breaker, Isoc Eq. & 34V Breaker Pack	BHARAT HEAVY ELECTRICALS LTD	2020-21	112.50	-	-	-	-	-	1
23	LT Switchgear Package	C&S ELECTRIC LTD	2020-21	160.38	-	-	-	-	-	1
24	MV Switchgear	BHARAT HEAVY ELECTRICALS LTD	2020-21	219.53	-	-	-	-	-	2
25	Permanent Railway Siding	KONKAN RAILWAY CORPORATION LTD, VARSHA ENGINEERS GROUP, BRIDGE & ROOF CO INDIA LTD	2020-21	458.84	-	-	-	-	-	4
26	CW System & Make-up Water System Civil Wor	SHANKARANARAYANA CONSTRUCTIONS, M N PRAJAPATI	2020-21	101.54	-	-	-	-	-	1
27	ASH DYKE SUBHAS + IIT ROORKEE	Subhash Infra Engineers Pvt Ltd, RAINBOW GREENERS	2020-21	62.97	-	-	-	-	-	
28	Main township package	JMC Projects India Ltd, AK VERMA, PRABHU NATH SINGH, BR SHARMA, SUNIL SINGH, AKAR ISPEX PVT LTD	2020-21	523.78	-	-	-	4.62	4.62	5
29	Electrical Equipment supply and erection package	TATA POWER SOLAR SYSTEMS LTD	2020-21	86.83	-	-	-	5.70	5.70	
30	NON-EXTERNAL Electrification work) in town	NTPC GE POWER SERVICES PRIVATE, JMC Projects India Ltd	2020-21	63.18	-	-	-	-	-	
31	Main Plant CIVIL AND STRUCTURAL WORK	Bridge & Roof Co. (India) Ltd.	2020-21	-	-	-	-	-	-	
32	Balance Site leveling and Infrastructure package of	Bridge & Roof Co. (India) Ltd.	2020-21	726.55	-	-	-	-	-	7
33	MROA	Misc.	2020-21	15.54	-	-	-	0.32	0.32	
34	OTHER MISC PACKAGES	AHCT, Bridge & Roof, & other misc agencies	2020-21	2,668.00	-	-	-	12.26	12.26	2,6
35	Unutilized ERV	Misc.	2020-21	3,123.39	-	-306.10	-	-	-	2,8
36	MROA	QUADRANT MARKETING MILAN ENTERPRISES	2020-21	-	9.94	-	-	-	-	
37	AC&Ventilation	STERLING AND WILSON PVT LTD	2021-22	-	-	-	-	-	-	
38	AHP	Hindustan Rubber Industries, Abhishek Enterprises	2021-22	-	-	-	-	-	-	
39	CHP Package	Elecon EPC Project Ltd. Infratech Const.	2021-22	-	-	-	-	-	-	
40	CW Equipment	Kirloskar Brothers Ltd	2021-22	-	-	-	-	-	-	
41	FIRE DETECTION & PROTECTION SYSTEM	Lloyd Insulations India Ltd	2021-22	-	-	-	-	-	-	
42	Miscellaneous Civil Work	Shri dutki enterprises, B&S Const., HAR Const.	2021-22	-	-	-	-	-	-	
43	PERMANENT TOWNSHIP	DNV industrial sys pvt ltd, Sumas Engg	2021-22	-	-	-	-	-	-	
44	SG Package	BHEL, TULIP Traders	2021-22	-	-	-	-	-	-	

Statement of Liability Flow

Name of the Petitioner		NTPC Limited								
Generating Station		Gadarwara								
COD		01.03.2021								
Sr. no.	Package Name	Vendor	Year of creation of Liability capitalized in Gross Block	Undischarged liability as on 28.02.2021/ 01.03.2021	Liability in additional capitalization for period 01.03.2021-31.03.2021	Contractor's ERV updation	Discharge during the Year 2020-21 (01.03.2021 - 31.03.2021)		Total Discharge	Undischarged Liability as on 31.03.2021
45	STATION C&I PKG	BHEL	2021-22	-	-	-	-	-	-	
46	TG Package	BHEL DELHI	2021-22	-	-	-	-	-	-	
47	WTP	Bundelkhand Engg. BHEL	2021-22	-	-	-	-	-	-	
48	AHP & AWSS	Subhash Enterprises & WARDHAN ENGINEERING & INDUSTRIES	2022-23							
49	AUTOMATIC GENERATION CONTROL (AGC)	ABB India Limited	2022-23							
50	CW SYSTEM - CIVIL WORKS	R.K.KAR	2022-23							
51	IT Furniture Works	TOSHNIWAL INDUSTRIES PVT LTD	2022-23							
52	FIRE DETECTION & PROTECTION SYSTEM	TRI-PARULEX FIRE PROTECTION SYSTEMS	2022-23							
53	OFFSITE CIVIL WORKS	HAM Construction/DINESH CONSTRUCTION CO, AVINASH KUMAR, PJ ASSOCIATES & others	2022-23							
54	SG Package	BHEL	2022-23							
55	PERMANENT TOWNSHIP	SPA CARE	2022-23							
56	PERMANENT TOWNSHIP	SHAILESH ASSOCIATES	2022-23							
57	ASH HANDLING SYSTEM + HT BUILDING	Sabtech Infra Engineers Pvt Ltd, SHRIYA&GURUKRIPA CONST	2023-24							
58	C&I Package	BHEL	2023-24							
59	CW Equipment	Kirloskar Brothers Ltd	2023-24							
60	CW SYSTEM - CIVIL WORKS	R.K.KAR	2023-24							
61	Miscellaneous Civil Work	HAM Construction	2023-24							
62	Main Plant & Offsite Civil Package (Other Misc Packages)	Bridge & Roof Co. (India) Ltd	2023-24							
63	Permanent Railway Siding	KONKAN RAILWAY CORPORATION LTD	2023-24							
64	SG Package	BHEL	2023-24							
65	TG Package	BHEL DELHI	2023-24							
66	Other Buildings (Township)	VARMA ENGINEERS GROUP	2023-24							
67	Other Buildings (Civic building)	AVINASH KUMAR	2023-24							
68	MGR track and signalling system	SE (EFA(C)	2023-24							
69	ACR/Ventilation System	FRICK India Limited	2023-24							
70	Electrical Equipment supply and erection package	SIVASEW LIMITED, Lloyd Insulation	2023-24							
71	FIRE DETECTION & PROTECTION SYSTEM	Lloyd Insulations India Ltd	2023-24							
72	Other Buildings (Township lighting)	Textured Lighting Ltd	2023-24							
73	ESP Package	BHEL	2023-24							
74	AC & Ventilation	STERLING AND WILSON PVT LTD	2023-24							
75	Electrical Equipment supply and erection package	TATA POWER SED(SR SYSTEMS) LTD	2023-24							
76	MBOAs (Plant & Machinery)	MELLCON ENGG. FLUID CHEM. TRANSHEAT TECH	2023-24							
77	MBOAs (Furniture & Fixtures)	K.K.ENTERPRISES	2023-24							
78	MBOAs (EDP, WPM, SAITOM)	TEAM COMPUTERS PVT. LTD	2023-24							
79	MBOAs (Lab & Workshop eqpt)	ADVANCE SCIENTIFIC EQUIPMENT PVT	2023-24							
80	MBOAs (Communication eqp)	CREATIVE COMMUNICATION	2023-24							
81	MBOAs (Software)	CREATIVE COMMUNICATION	2023-24							
82	Capital Spares	Sanjeet Engg. INDUCTI, Kirloskar, SIBE, POWER, C & DOCTOR, DARLING PMP, CONTROL COMP, BOSCH, AEROMATIC ENGG, LAXMI HYD, HITACHI, SIEMENS, TLT TURBO, BHEL, PERKIN ELMER	2023-24							
	Total Calaimed/Allowed A			56,568.92	8.04	-306.10	-	1,266.38	1,266.38	54,9
B	**For RoE Eligible at Wt Avg Rate of Interest (WAROI)**									
	Total Claimed/Allowed B			-	-	-	-	-	-	
	Total Claimed/Allowed (A+B)			56,568.92	8.04	-306.10	-	1,266.38	1,266.38	54,9

Statement of Liability Flow

Name of the Petitioner	NTPC Limited
Generating Station	Gadarwara
COD	01.03.2021

Sr. no.	Package Name	Vendor	Year of creation of Liability capitalized in Gross Block	Undischarged liability as on 28.02.2021/ 01.03.2021	Liability in additional capitalization for period 01.03.2021-31.03.2021	Contractor's ERV updation	Discharge during the Year 2020-21 (01.03.2021 - 31.03.2021)		Total Discharge	Undischarged Liability as on 31.03.2021
							Reversal	Discharge		
A	**For RoE eligible at normal rate**									
1	Land Including R & R	(R&R Provision/ Environment Aspect)	2020-21	2,016.16	-	-	-	2.68	2.68	2,0
2	TG Package	BHARAT HEAVY ELECTRICALS LTD, LYOD INSULATION INDIA LTD	2020-21	11,604.75	-	-	-	-	-	11,6
3	ESP Package	BHARAT HEAVY ELECTRICALS LTD	2020-21	5,626.03	-	-	-	-	-	5,6
4	SG Package	BHARAT HEAVY ELECTRICALS LTD	2020-21	23,645.92	-	-	-	74.77	74.77	23,5
5	WTP(Mechanical +civil)	ION EXCHANGE INDIA LTD, CLEANFLOW INDIA PVT LTD., PURITA WATER SOLUTIONS, FLOWMORE LTD & others	2020-21	286.75	-	-	-	-	-	2
6	CW Equipment	Kirloskar Brothers Ltd	2020-21	424.09	-	-	-	-	-	4
7	Station piping(Rotmag)	RAUNAQ EPC INTERNATIONGAL LTD	2020-21	50.08	-	-	-	-	-	
8	AHP	THE INDURE PVT. LTD, COTA, DROOSHRA Pdt. MELCO, C R DOCTOR, BRAY CONTROLS PVT LTD.	2020-21	1,245.99	-	-	-	15.87	15.87	1,2
9	CT Mechanical	PAHARPUR COOLING TOWERS LTD	2020-21	464.85	-	-	-	93.16	93.16	3
10	CT Package -Civil	PAHARPUR COOLING TOWERS LTD	2020-21	910.52	-	-	-	467.62	467.62	4
11	CHP (Mechanical)	ELECON EPC PROJECTS LTD	2020-21	2,160.86	-	-	-	260.28	260.28	1,9
12	CHP Package- Civil	ELECON EPC PROJECTS LTD	2020-21	657.83	-	-	-	-	-	6
13	AC&Ventilation	STERLING AND WILSON PVT LTD, FRICK India Limited, APPA ENTERPRIAE	2020-21	185.66	-	-	-	-	-	1
14	FIRE DETECTION & PROTECTION SYSTEM	Lloyd Insulations India Ltd	2020-21	301.12	-	-	-	-	-	3
15	C&I Package	BHARAT HEAVY ELECTRICALS LTD, JB POWER CONSULTANTS AND ENGINEERS	2020-21	775.86	-	-	-	109.83	109.83	6
16	Make Up Water Pipeline	JWIL INFRA LIMITED	2020-21	705.66	-	-	-	-	-	7
17	Electrical Equipment supply and erection package	SIEMENS LTD	2020-21	510.14	-	-	-	-	-	5
18	Supply of power and control cables	M P P K V V CO LTD, A G (JC)	2020-21	95.65	-	-	-	-	-	
19	Switch Yard Package	LARSEN & TOUBRO LTD & others	2020-21	186.74	-	-	-	126.73	126.73	
20	ERV HV transformers package	TOSHIBA TRANSMISSION & DISTRIBUTION	2020-21	114.01	-	-	-	108.47	108.47	
21	Power Transformers	ABB India Ltd	2020-21	730.23	-	-	-	12.84	12.84	7
22	Generator Breaker, Isoc Eq. & MV Breaker Pack	BHARAT HEAVY ELECTRICALS LTD	2020-21	112.50	-	-	-	-	-	1
23	LT Switchgear Package	C&S ELECTRIC LTD	2020-21	160.38	-	-	-	-	-	1
24	MV Switchgear	BHARAT HEAVY ELECTRICALS LTD	2020-21	219.53	-	-	-	-	-	2
25	Permanent Railway Siding	KONKAN RAILWAY CORPORATION LTD, VARSHA ENGINEERS GROUP, BRIDGE & ROOF CO INDIA LTD	2020-21	458.84	-	-	-	-	-	4
26	CW System & Make-up Water System Civil Wor	SHANKARANARAYANA CONSTRUCTIONS, M/S PRAJAPATI	2020-21	101.54	-	-	-	-	-	1
27	ASH DYKE SUBHAS + IIT ROORKEE	Subhash Infra Engineers Pvt Ltd, RAINBOW GREENERS	2020-21	62.97	-	-	-	-	-	
28	Main township package	JMC Projects India Ltd, AK VERMA, PRABHU NATH SINGH, BR SHARMA, SUNIL SINGH, AKAR ISPEX PVT LTD, RAJLAXMI ENT, VIJAY ELECTRICALS	2020-21	523.78	-	-	-	4.62	4.62	5
29	Electrical Equipment supply and erection package	TATA POWER SOLAR SYSTEMS LTD	2020-21	86.83	-	-	-	5.70	5.70	
30	NON-EXTERNAL Electrification work) in town	NTPC GE POWER SERVICES PRIVATE, JMC Projects India Ltd	2020-21	63.18	-	-	-	-	-	
31	Main Plant CIVIL AND STRUCTURAL WORK	Bridge & Roof Co. (India) Ltd.	2020-21	-	-	-	-	-	-	
32	Balance Site leveling and Infrastructure package of	Bridge & Roof Co. (India) Ltd	2020-21	726.55	-	-	-	-	-	7
33	MRDA	Misc.	2020-21	15.54	-	-	-	0.32	0.32	
34	OTHER MISC PACKAGES	NBCC, Bridge & Roof, & other misc agencies	2020-21	2,668.00	-	-	-	12.26	12.26	2,6
35	Unutilized ERV	Misc.	2020-21	3,123.39	-	-306.10	-	-	-	2,8
36	MRDA	QUADRANT MARKETING(MILAN ENTERPRISES	2020-21	-	9.04	-	-	-	-	
37	AC&Ventilation	STERLING AND WILSON PVT LTD	2021-22	-	-	-	-	-	-	
38	AHP	Hindustan Rubber Industries, Abhishek Enterprises	2021-22	-	-	-	-	-	-	
39	CHP Package	Elecon EPC Project Ltd, Infratech Const.	2021-22	-	-	-	-	-	-	
40	CW Equipment	Kirloskar Brothers Ltd	2021-22	-	-	-	-	-	-	
41	FIRE DETECTION & PROTECTION SYSTEM	Lloyd Insulations India Ltd	2021-22	-	-	-	-	-	-	
42	Miscellaneous Civil Work	Shri dutki enterprises, B&S Const., HAR Const.	2021-22	-	-	-	-	-	-	
43	PERMANENT TOWNSHIP	DAV industrial sys pvt ltd, Sumas Engg	2021-22	-	-	-	-	-	-	
44	SG Package	BHEL, TULIP Traders	2021-22	-	-	-	-	-	-	

Statement of Liability Flow

Name of the Petitioner		NTPC Limited								
Generating Station		Gadarwara								
COD		01.03.2021								
Sr. no.	Package Name	Vendor	Year of creation of Liability capitalized in Gross Block	Undischarged liability as on 28.02.2021/ 01.03.2021	Liability in additional capitalization for period 01.03.2021-31.03.2021	Contractor's ERV updation	Discharge during the Year 2020-21 (01.03.2021 - 31.03.2021)		Total Discharge	Undischarged Liability as on 31.03.2021
45	STATION C&I PKG	BHEL	2021-22	-	-	-	-	-	-	
46	TG Package	BHEL DELHI	2021-22	-	-	-	-	-	-	
47	WTP	Bundelkhand Engg. BHEL	2021-22	-	-	-	-	-	-	
48	AHP & AWSS	Subhash Enterprises & WARDHAN ENGINEERING & INDUSTRIES	2022-23							
49	AUTOMATIC GENERATION CONTROL (AGC)	ABB India Limited	2022-23							
50	CW SYSTEM - CIVIL WORKS	R.K.KAR	2022-23							
51	IT Furniture Works	TOSHNIWAL INDUSTRIES PVT LTD	2022-23							
52	FIRE DETECTION & PROTECTION SYSTEM	TRI-PARULEX FIRE PROTECTION SYSTEMS	2022-23							
53	OFFSITE CIVIL WORKS	HAM Construction/DINESH CONSTRUCTION CO, AVINASH KUMAR, PJ ASSOCIATES & others	2022-23							
54	SG Package	BHEL	2022-23							
55	PERMANENT TOWNSHIP	SPA CARE	2022-23							
56	PERMANENT TOWNSHIP	SHAILESH ASSOCIATES	2022-23							
57	ASH HNDLG SYSTEM + HT BURNER	Sabtech Infra Engineers Pvt Ltd, SHRIYA&GURUKRIPA CONST	2023-24							
58	C&I Package	BHEL	2023-24							
59	CW Equipment	Kirloskar Brothers Ltd	2023-24							
60	CW AYETEM - CIVIL WORKS	R.K.KAR	2023-24							
61	Miscellaneous Civil Work	HAM Construction	2023-24							
62	Main Plant & Offsite Civil Package (Other Misc Packages)	Bridge & Roof Co. (India) Ltd	2023-24							
63	Permanent Railway Siding	KONKAN RAILWAY CORPORATION LTD	2023-24							
64	SG Package	BHEL	2023-24							
65	TG Package	BHEL DELHI	2023-24							
66	Other Buildings (Township)	VARMA ENGINEERS GROUP	2023-24							
67	Other Buildings (Civic building)	AVINASH KUMAR	2023-24							
68	MGR track and signalling system	SE (EFA(C)	2023-24							
69	ACR/Ventilation System	FRICK India Limited	2023-24							
70	Electrical Equipment supply and erection package	SIVASEW LIMITED, Lloyd Insulation	2023-24							
71	FIRE DETECTION & PROTECTION SYSTEM	Lloyd Insulations India Ltd	2023-24							
72	Other Buildings (Township lighting)	Textured Lighting Ltd	2023-24							
73	ESP Package	BHEL	2023-24							
74	AC & Ventilation	STERLING AND WILSON PVT LTD	2023-24							
75	Electrical Equipment supply and erection package	TATA POWER SED(nR SYSTEMS LTD	2023-24							
76	MBOAs (Plant & Machinery)	MELLCON ENGG. FLUID CHEM. TRANSHEAT TECH	2023-24							
77	MBOAs (Furniture & Fixtures)	K.K.ENTERPRISES	2023-24							
78	MBOAs (EDP, WPM, SAT,COM)	TEAM COMPUTERS PVT. LTD	2023-24							
79	MBOAs (Lab & Workshop eqpt)	ADVANCE SCIENTIFIC EQUIPMENT PVT	2023-24							
80	MBOAs (Communication eqp)	CREATIVE COMMUNICATION	2023-24							
81	MBOAs (Software)	CREATIVE COMMUNICATION	2023-24							
82	Capital Spares	Sanjeet Engg. INDUCTE, Kirloskar, SIBE, POWER, C & DOCTOR, DARLING PMP, CONTROL COMP, BOSCH, AEROMATIC ENGG, LAXMI HYD, HITACHI, SIEMENS, TLT TURBO, BHEL, PERKIN ELMER	2023-24							
	Total Calaimed/Allowed A			56,568.92	8.04	-306.10	-	1,266.38	1,266.38	54,9
B	**For RoE Eligible at Wt Avg Rate of Interest (WAROI)**									
	Total Claimed/Allowed B			-	-	-	-	-	-	
	Total Claimed/Allowed (A+B)			56,568.92	8.04	-306.10	-	1,266.38	1,266.38	54,9

Statement of Liability Flow

Name of the Petitioner	NTPC Limited								
Generating Station	Gadarwara								
COD	01.03.2021								
Sr. no.	Package Name	Vendor	Year of creation of Liability capitalized in Gross Block	Undischarged liability as on 28.02.2021/ 01.03.2021	Liability in additional capitalization for period 01.03.2021-31.03.2021	Contractor's ERV updation	Discharge during the Year 2020-21 (01.03.2021 - 31.03.2021)		Total Discharge	Undischarged Liability as on 31.03.2021
							Reversal	Discharge		
A	**For RoE eligible at normal rate**									
1	Land Including R & R	(R&R Provision/ Environment Aspect)	2020-21	2,016.16	-	-	-	2.68	2.68	2,0
2	TG Package	BHARAT HEAVY ELECTRICALS LTD, LYOD INSULATION INDIA LTD	2020-21	11,604.75	-	-	-	-	-	11,6
3	ESP Package	BHARAT HEAVY ELECTRICALS LTD	2020-21	5,626.03	-	-	-	-	-	5,6
4	SG Package	BHARAT HEAVY ELECTRICALS LTD	2020-21	23,645.92	-	-	-	74.77	74.77	23,5
5	WTP(Mechanical +civil)	ION EXCHANGE INDIA LTD, CLEANFLOW INDIA PVT LTD., PURITA WATER SOLUTIONS, FLOWMORE LTD & others	2020-21	286.75	-	-	-	-	-	2
6	CW Equipment	Kirloskar Brothers Ltd	2020-21	424.09	-	-	-	-	-	4
7	Station piping(Rotmag)	RAUNAQ EPC INTERNATIONGAL LTD	2020-21	50.08	-	-	-	-	-	
8	AHP	THE INDURE PVT. LTD, COTA, DROOSHRA Pdt. MELCO, C R DOCTOR, BRAY CONTROLS PVT LTD.	2020-21	1,245.99	-	-	-	15.87	15.87	1,2
9	CT Mechanical	PAHARPUR COOLING TOWERS LTD	2020-21	464.85	-	-	-	93.16	93.16	3
10	CT Package -Civil	PAHARPUR COOLING TOWERS LTD	2020-21	910.52	-	-	-	467.62	467.62	4
11	CHP (Mechanical)	ELECON EPC PROJECTS LTD	2020-21	2,160.86	-	-	-	260.28	260.28	1,9
12	CHP Package- Civil	ELECON EPC PROJECTS LTD	2020-21	657.83	-	-	-	-	-	6
13	AC&Ventilation	STERLING AND WILSON PVT LTD, FRICK India Limited, APPA ENTERPRIAE	2020-21	185.66	-	-	-	-	-	1
14	FIRE DETECTION & PROTECTION SYSTEM	Lloyd Insulations India Ltd	2020-21	301.12	-	-	-	-	-	3
15	C&I Package	BHARAT HEAVY ELECTRICALS LTD, JB POWER CONSULTANTS AND ENGINEERS	2020-21	775.86	-	-	-	109.83	109.83	6
16	Make Up Water Pipeline	JWIL INFRA LIMITED	2020-21	705.66	-	-	-	-	-	7
17	Electrical Equipment supply and erection package	SIEMENS LTD	2020-21	510.14	-	-	-	-	-	5
18	Supply of power and control cables	M P P K V V CO LTD, A G (JC)	2020-21	95.65	-	-	-	-	-	
19	Switch Yard Package	LARSEN & TOUBRO LTD & others	2020-21	186.74	-	-	-	126.73	126.73	
20	ERV HV transformers package	TOSHIBA TRANSMISSION & DISTRIBUTION	2020-21	114.01	-	-	-	108.47	108.47	
21	Power Transformers	ABB India Ltd	2020-21	730.23	-	-	-	12.84	12.84	7
22	Generator Breaker, Isoc Eq. & 34V Breaker Pack	BHARAT HEAVY ELECTRICALS LTD	2020-21	112.50	-	-	-	-	-	1
23	LT Switchgear Package	C&S ELECTRIC LTD	2020-21	160.38	-	-	-	-	-	1
24	MV Switchgear	BHARAT HEAVY ELECTRICALS LTD	2020-21	219.53	-	-	-	-	-	2
25	Permanent Railway Siding	KONKAN RAILWAY CORPORATION LTD, VARSHA ENGINEERS GROUP, BRIDGE & ROOF CO INDIA LTD	2020-21	458.84	-	-	-	-	-	4
26	CW System & Make-up Water System Civil Wor	SHANKARANARAYANA CONSTRUCTIONS, M/S PRAJAPATI	2020-21	101.54	-	-	-	-	-	1
27	ASH DYKE SUBHAS + IIT ROORKEE	Subhash Infra Engineers Pvt Ltd, RAINBOW GREENERS	2020-21	62.97	-	-	-	-	-	
28	Main township package	JMC Projects India Ltd, AK VERMA, PRABHU NATH SINGH, BR SHARMA, SUNIL SINGH, AKAR ISPEX PVT LTD	2020-21	523.78	-	-	-	4.62	4.62	5
29	Electrical Equipment supply and erection package	TATA POWER SOLAR SYSTEMS LTD	2020-21	86.83	-	-	-	5.70	5.70	
30	NON-EXTERNAL Electrification work) in town	NTPC GE POWER SERVICES PRIVATE, JMC Projects India Ltd	2020-21	63.18	-	-	-	-	-	
31	Main Plant CIVIL AND STRUCTURAL WORK	Bridge & Roof Co. (India) Ltd.	2020-21	-	-	-	-	-	-	
32	Balance Site leveling and Infrastructure package of	Bridge & Roof Co. (India) Ltd	2020-21	726.55	-	-	-	-	-	7
33	MROA	Misc.	2020-21	15.54	-	-	-	0.32	0.32	
34	OTHER MISC PACKAGES	NBCC, Bridge & Roof, & other misc agencies	2020-21	2,668.00	-	-	-	12.26	12.26	2,6
35	Unutilized ERV	Misc.	2020-21	3,123.36	-	-306.10	-	-	-	2,8
36	MROA	QUADRANT MARKETING(MILAN ENTERPRISES	2020-21	-	9.04	-	-	-	-	
37	AC&Ventilation	STERLING AND WILSON PVT LTD	2021-22	-	-	-	-	-	-	
38	AHP	Hindustan Rubber Industries, Abhishek Enterprises	2021-22	-	-	-	-	-	-	
39	CHP Package	Elecon EPC Project Ltd, Infratech Const.	2021-22	-	-	-	-	-	-	
40	CW Equipment	Kirloskar Brothers Ltd	2021-22	-	-	-	-	-	-	
41	FIRE DETECTION & PROTECTION SYSTEM	Lloyd Insulations India Ltd	2021-22	-	-	-	-	-	-	
42	Miscellaneous Civil Work	Shri dutki enterprises, B&S Const., HAR Const.	2021-22	-	-	-	-	-	-	
43	PERMANENT TOWNSHIP	DNV industrial sys pvt ltd, Sumas Engg	2021-22	-	-	-	-	-	-	
44	SG Package	BHEL, TULIP Traders	2021-22	-	-	-	-	-	-	

Statement of Liability Flow

Name of the Petitioner	**NTPC Limited**									
Generating Station	**Gadarwara**									
COD	**01.03.2021**									
Sr. no.	**Package Name**	**Vendor**	**Year of creation of Liability capitalized in Gross Block**	**Undischarged liability as on 28.02.2021/ 01.03.2021**	**Liability in additional capitalization for period 01.03.2021-31.03.2021**	**Contractor's ERV updation**	**Discharge during the Year 2020-21 (01.03.2021 - 31.03.2021)**		**Total Discharge**	**Undischarged Liability as on 31.03.2021**
45	STATION C&I PKG	BHEL	2021-22	-	-	-	-	-	-	
46	TG Package	BHEL DELHI	2021-22	-	-	-	-	-	-	
47	WTP	Bundelkhand Engg. BHEL	2021-22	-	-	-	-	-	-	
48	AHP & AWSS	Subhash Enterprises & WARDHAN ENGINEERING & INDUSTRIES	2022-23							
49	AUTOMATIC GENERATION CONTROL (AGC)	ABB India Limited	2022-23							
50	CW SYSTEM - CIVIL WORKS	R.K.KAR	2022-23							
51	IT Furniture Works	TOSHNIWAL INDUSTRIES PVT LTD	2022-23							
52	FIRE DETECTION & PROTECTION SYSTEM	TRI-PARULEX FIRE PROTECTION SYSTEMS	2022-23							
53	OFFSITE CIVIL WORKS	HAM Construction/DINESH CONSTRUCTION CO, AVINASH KUMAR, PJ ASSOCIATES & others	2022-23							
54	SG Package	BHEL	2022-23							
55	PERMANENT TOWNSHIP	SPA CARE	2022-23							
56	PERMANENT TOWNSHIP	SHAILESH ASSOCIATES	2022-23							
57	ASH HNDLG SYSTEM + HT BURNER	Sabtech Infra Engineers Pvt Ltd, SHRIYA&GURUKRIPA CONST	2023-24							
58	C&I Package	BHEL	2023-24							
59	CW Equipment	Kirloskar Brothers Ltd	2023-24							
60	CW AYSTEM - CIVIL WORKS	R.K.KAR	2023-24							
61	Miscellaneous Civil Work	HAM Construction	2023-24							
62	Main Plant & Offsite Civil Package (Other Misc Packages)	Bridge & Roof Co. (India) Ltd	2023-24							
63	Permanent Railway Siding	KONKAN RAILWAY CORPORATION LTD	2023-24							
64	SG Package	BHEL	2023-24							
65	TG Package	BHEL DELHI	2023-24							
66	Other Buildings (Township)	VARMA ENGINEERS GROUP	2023-24							
67	Other Buildings (Civic building)	AVINASH KUMAR	2023-24							
68	MGR track and signalling system	SE (EFA(C)	2023-24							
69	ACR/Ventilation System	FRICK India Limited	2023-24							
70	Electrical Equipment supply and erection package	SIVASEW LIMITED, Lloyd Insulation	2023-24							
71	FIRE DETECTION & PROTECTION SYSTEM	Lloyd Insulations India Ltd	2023-24							
72	Other Buildings (Township lighting)	Textured Lighting Ltd	2023-24							
73	ESP Package	BHEL	2023-24							
74	AC & Ventilation	STERLING AND WILSON PVT LTD	2023-24							
75	Electrical Equipment supply and erection package	TATA POWER SED(nR SYSTEMS LTD	2023-24							
76	MBOAs (Plant & Machinery)	MELLCON ENGG. FLUID CHEM. TRANSHEAT TECH	2023-24							
77	MBOAs (Furniture & Fixtures)	K.K.ENTERPRISES	2023-24							
78	MBOAs (EDP, WPM, SAT,COM)	TEAM COMPUTERS PVT. LTD	2023-24							
79	MBOAs (Lab & Workshop eqpt)	ADVANCE SCIENTIFIC EQUIPMENT PVT	2023-24							
80	MBOAs (Communication eqp)	CREATIVE COMMUNICATION	2023-24							
81	MBOAs (Software)	CREATIVE COMMUNICATION	2023-24							
82	Capital Spares	Sanjeet Engg. INDUCTI, Kirloskar, SIBE, POWER, C & DOCTOR, DARLING PMP, CONTROL COMP, BOSCH, AEROMATIC ENGG, LAXMI HYD, HITACHI, SIEMENS, TLT TURBO, BHEL, PERKIN ELMER	2023-24							
	Total Calaimed/Allowed A			56,568.92	8.04	-306.10	-	1,266.38	1,266.38	54,9
B	**For RoE Eligible at Wt Avg Rate of Interest (WAROI)**									
	Total Claimed/Allowed B			-	-	-	-	-	-	
	Total Claimed/Allowed (A+B)			56,568.92	8.04	-306.10	-	1,266.38	1,266.38	54,9

Statement of Liability Flow

Name of the Petitioner	NTPC Limited
Generating Station	Gadarwara
COD	01.03.2021

Sr. no.	Package Name	Vendor	Year of creation of Liability capitalized in Gross Block	Undischarged liability as on 28.02.2021/ 01.03.2021	Liability in additional capitalization for period 01.03.2021-31.03.2021	Contractor's ERV updation	Discharge during the Year 2020-21 (01.03.2021 - 31.03.2021)		Total Discharge	Undischarged Liability as on 31.03.2021
							Reversal	Discharge		
A	**For RoE eligible at normal rate**									
1	Land Including R & R	(R&R Provision/ Environment Aspect)	2020-21	2,016.16	-	-	-	2.68	2.68	2,0
2	TG Package	BHARAT HEAVY ELECTRICALS LTD, LYOD INSULATION INDIA LTD	2020-21	11,604.75	-	-	-	-	-	11,6
3	ESP Package	BHARAT HEAVY ELECTRICALS LTD	2020-21	5,626.03	-	-	-	-	-	5,6
4	SG Package	BHARAT HEAVY ELECTRICALS LTD	2020-21	23,645.92	-	-	-	74.77	74.77	23,5
5	WTP(Mechanical +civil)	ION EXCHANGE INDIA LTD, CLEANFLOW INDIA PVT LTD., PURITA WATER SOLUTIONS, FLOWMORE LTD & others	2020-21	286.75	-	-	-	-	-	2
6	CW Equipment	Kirloskar Brothers Ltd	2020-21	424.09	-	-	-	-	-	4
7	Station piping(Rotmag)	RAUNAQ EPC INTERNATIONGAL LTD	2020-21	50.08	-	-	-	-	-	
8	AHP	THE INDURE PVT. LTD, COTA, DROOSHRA Pdt. MELCO, C R DOCTOR, BRAY CONTROLS PVT LTD.	2020-21	1,245.99	-	-	-	15.87	15.87	1,2
9	CT Mechanical	PAHARPUR COOLING TOWERS LTD	2020-21	464.85	-	-	-	93.16	93.16	3
10	CT Package -Civil	PAHARPUR COOLING TOWERS LTD	2020-21	910.52	-	-	-	467.62	467.62	4
11	CHP (Mechanical)	ELECON EPC PROJECTS LTD	2020-21	2,160.86	-	-	-	260.28	260.28	1,9
12	CHP Package- Civil	ELECON EPC PROJECTS LTD	2020-21	657.83	-	-	-	-	-	6
13	AC&Ventilation	STERLING AND WILSON PVT LTD, FRICK India Limited, APPA ENTERPRIAE	2020-21	185.66	-	-	-	-	-	1
14	FIRE DETECTION & PROTECTION SYSTEM	Lloyd Insulations India Ltd	2020-21	301.12	-	-	-	-	-	3
15	C&I Package	BHARAT HEAVY ELECTRICALS LTD, JB POWER CONSULTANTS AND ENGINEERS	2020-21	775.86	-	-	-	109.83	109.83	6
16	Make Up Water Pipeline	JWIL INFRA LIMITED	2020-21	705.66	-	-	-	-	-	7
17	Electrical Equipment supply and erection package	SHYMNS LTD	2020-21	510.14	-	-	-	-	-	5
18	Supply of power and control cables	M P P K V V CO LTD, A G (JC)	2020-21	95.65	-	-	-	-	-	
19	Switch Yard Package	LARSEN & TOUBRO LTD & others	2020-21	186.74	-	-	-	126.73	126.73	
20	ERV HV transformers package	TOSHIBA TRANSMISSION & DISTRIBUTION	2020-21	114.01	-	-	-	108.47	108.47	
21	Power Transformers	ABB India Ltd	2020-21	730.23	-	-	-	12.84	12.84	7
22	Generator Breaker, Isoc Eq. & MV Breaker Pack	BHARAT HEAVY ELECTRICALS LTD	2020-21	112.50	-	-	-	-	-	1
23	LT Switchgear Package	C&S ELECTRIC LTD	2020-21	160.38	-	-	-	-	-	1
24	MV Switchgear	BHARAT HEAVY ELECTRICALS LTD	2020-21	219.53	-	-	-	-	-	2
25	Permanent Railway Siding	KONKAN RAILWAY CORPORATION LTD, VARSHA ENGINEERS GROUP, BRIDGE & ROOF CO INDIA LTD	2020-21	458.84	-	-	-	-	-	4
26	CW System & Make-up Water System Civil Wor	SHANKARANARAYANA CONSTRUCTIONS, M/S PRAJAPATI	2020-21	101.54	-	-	-	-	-	1
27	ASH DYKE SUBHAS + IIT ROORKEE	Subhash Infra Engineers Pvt Ltd, RAINBOW GREENERS	2020-21	62.97	-	-	-	-	-	
28	Main township package	JMC Projects India Ltd, AK VERMA, PRABHU NATH SINGH, BR SHARMA, SUNIL SINGH, AKAR ISPEX PVT LTD	2020-21	523.78	-	-	-	4.62	4.62	5
29	Electrical Equipment supply and erection package	TATA POWER SOLAR SYSTEMS LTD	2020-21	86.83	-	-	-	5.70	5.70	
30	NON-EXTERNAL Electrification work) in town	NTPC GE POWER SERVICES PRIVATE, JMC Projects India Ltd	2020-21	63.18	-	-	-	-	-	
31	Main Plant CIVIL AND STRUCTURAL WORK	Bridge & Roof Co. (India) Ltd.	2020-21	-	-	-	-	-	-	
32	Balance Site leveling and Infrastructure package of	Bridge & Roof Co. (India) Ltd	2020-21	726.55	-	-	-	-	-	7
33	MROA	Misc.	2020-21	15.54	-	-	-	0.32	0.32	
34	OTHER MISC PACKAGES	AHCT, Bridge & Roof, & other misc agencies	2020-21	2,668.00	-	-	-	12.26	12.26	2,6
35	Unutilized ERV	Misc.	2020-21	3,123.36	-	-306.10	-	-	-	2,8
36	MROA	QUADRANT MARKETING/MILAN ENTERPRISES	2020-21	-	9.04	-	-	-	-	
37	AC&Ventilation	STERLING AND WILSON PVT LTD	2021-22	-	-	-	-	-	-	
38	AHP	Hindustan Rubber Industries, Abhishek Enterprises	2021-22	-	-	-	-	-	-	
39	CHP Package	Elecon EPC Project Ltd, Infratech Const.	2021-22	-	-	-	-	-	-	
40	CW Equipment	Kirloskar Brothers Ltd	2021-22	-	-	-	-	-	-	
41	FIRE DETECTION & PROTECTION SYSTEM	Lloyd Insulations India Ltd	2021-22	-	-	-	-	-	-	
42	Miscellaneous Civil Work	Shri dutki enterprises, B&S Const., HAR Const.	2021-22	-	-	-	-	-	-	
43	PERMANENT TOWNSHIP	DAV industrial sys pvt ltd, Sumas Engg.	2021-22	-	-	-	-	-	-	
44	SG Package	BHEL, TULIP Traders	2021-22	-	-	-	-	-	-	

Statement of Liability Flow

Name of the Petitioner		NTPC Limited								
Generating Station		Gadarwara								
COD		01.03.2021								
Sr. no.	Package Name	Vendor	Year of creation of Liability capitalized in Gross Block	Undischarged liability as on 28.02.2021/ 01.03.2021	Liability in additional capitalization for period 01.03.2021-31.03.2021	Contractor's ERV updation	Discharge during the Year 2020-21 (01.03.2021 - 31.03.2021)		Total Discharge	Undischarged Liability as on 31.03.2021
45	STATION C&I PKG	BHEL	2021-22	-	-	-	-	-	-	
46	TG Package	BHEL DELHI	2021-22	-	-	-	-	-	-	
47	WTP	Bundelkhand Engg. BHEL	2021-22	-	-	-	-	-	-	
48	AHP & AWSS	Subhash Enterprises & WARDHAN ENGINEERING & INDUSTRIES	2022-23							
49	AUTOMATIC GENERATION CONTROL (AGC)	ABB India Limited	2022-23							
50	CW SYSTEM - CIVIL WORKS	R.K.KAR	2022-23							
51	IT Enrolon Works	TOSHNIWAL INDUSTRIES PVT LTD	2022-23							
52	FIRE DETECTION & PROTECTION SYSTEM	TRI-PARULEX FIRE PROTECTION SYSTEMS	2022-23							
53	OFFSITE CIVIL WORKS	HAM Construction/DINESH CONSTRUCTION CO, AVINASH KUMAR, PJ ASSOCIATES & others	2022-23							
54	SG Package	BHEL	2022-23							
55	PERMANENT TOWNSHIP	SPA CARE	2022-23							
56	PERMANENT TOWNSHIP	SHAILESH ASSOCIATES	2022-23							
57	ASH HANDLING SYSTEM + HT BURNER	Subhash Infra Engineers Pvt Ltd, SHRIYA&GURUKRIPA CONST	2023-24							
58	C&I Package	BHEL	2023-24							
59	CW Equipment	Kirloskar Brothers Ltd	2023-24							
60	CW SYSTEM - CIVIL WORKS	R.K.KAR	2023-24							
61	Miscellaneous Civil Work	HAM Construction	2023-24							
62	Main Plant & Offsite Civil Package (Other Misc Packages)	Bridge & Roof Co. (India) Ltd	2023-24							
63	Permanent Railway Siding	KONKAN RAILWAY CORPORATION LTD	2023-24							
64	SG Package	BHEL	2023-24							
65	TG Package	BHEL DELHI	2023-24							
66	Other Buildings (Township)	VARMA ENGINEERS GROUP	2023-24							
67	Other Buildings (Civic building)	AVINASH KUMAR	2023-24							
68	MGR track and signalling system	SE (EFA(C)	2023-24							
69	ACR/Ventilation System	FRICK India Limited	2023-24							
70	Electrical Equipment supply and erection package	SIVASEW LIMITED, Lloyd Insulation	2023-24							
71	FIRE DETECTION & PROTECTION SYSTEM	Lloyd Insulations India Ltd	2023-24							
72	Other Buildings (Township lighting)	Textured Lighting Ltd	2023-24							
73	ESP Package	BHEL	2023-24							
74	AC & Ventilation	STERLING AND WILSON PVT LTD	2023-24							
75	Electrical Equipment supply and erection package	TATA POWER SED(nR SYSTEMS LTD	2023-24							
76	MBOAs (Plant & Machinery)	MELLCON ENGG. FLUID CHEM. TRANSHEAT TECH	2023-24							
77	MBOAs (Furniture & Fixtures)	K.K.ENTERPRISES	2023-24							
78	MBOAs (EDP, WPM, SAT,COM)	TEAM COMPUTERS PVT. LTD	2023-24							
79	MBOAs (Lab & Workshop eqpt)	ADVANCE SCIENTIFIC EQUIPMENT PVT	2023-24							
80	MBOAs (Communication eqp)	CREATIVE COMMUNICATION	2023-24							
81	MBOAs (Software)	CREATIVE COMMUNICATION	2023-24							
82	Capital Spares	Sanjeet Engg. INDUCTI, Kirloskar, SIBI, POWER, C & DOCTOR, DARLING PMP, CONTROL COMP, BOSCH, AEROMATIC ENGG, LAXMI HYD, HITACHI, SIEMENS, TLT TURBO, BHEL, PERKIN ELMER	2023-24							
	Total Calaimed/Allowed A			56,568.92	8.04	-306.10	-	1,266.38	1,266.38	54,9
B	**For RoE Eligible at Wt Avg Rate of Interest (WAROI)**									
	Total Claimed/Allowed B			-	-	-	-	-	-	
	Total Claimed/Allowed (A+B)			56,568.92	8.04	-306.10	-	1,266.38	1,266.38	54,9

Statement of Liability Flow

Name of the Petitioner	NTPC Limited								
Generating Station	Gadarwara								
COD	01.03.2021								
Sr. no.	Package Name	Vendor	Year of creation of Liability capitalized in Gross Block	Undischarged liability as on 28.02.2021/ 01.03.2021	Liability in additional capitalization for period 01.03.2021-31.03.2021	Contractor's ERV updation	Discharge during the Year 2020-21 (01.03.2021 - 31.03.2021)		Total Discharge	Undischarged Liability as on 31.03.2021
							Reversal	Discharge		
A	**For RoE eligible at normal rate**									
1	Land Including R & R	(R&R Provision/ Environment Aspect)	2020-21	2,016.16	-	-	-	2.68	2.68	2,0
2	TG Package	BHARAT HEAVY ELECTRICALS LTD, LYOD INSULATION INDIA LTD	2020-21	11,604.75	-	-	-	-	-	11,6
3	ESP Package	BHARAT HEAVY ELECTRICALS LTD	2020-21	5,626.03	-	-	-	-	-	5,6
4	SG Package	BHARAT HEAVY ELECTRICALS LTD	2020-21	23,645.92	-	-	-	74.77	74.77	23,5
5	WTP(Mechanical +civil)	ION EXCHANGE INDIA LTD, CLEANFLOW INDIA PVT LTD., PURITA WATER SOLUTIONS, FLOWMORE LTD & others	2020-21	286.75	-	-	-	-	-	2
6	CW Equipment	Kirloskar Brothers Ltd	2020-21	424.09	-	-	-	-	-	4
7	Station piping(Rotmag)	RAUNAQ EPC INTERNATIONGAL LTD	2020-21	50.08	-	-	-	-	-	
8	AHP	THE INDURE PVT. LTD, COTA, DROOSHRA Pdt. MELCO, C R DOCTOR, BRAY CONTROLS PVT LTD.	2020-21	1,245.99	-	-	-	15.87	15.87	1,2
9	CT Mechanical	PAHARPUR COOLING TOWERS LTD	2020-21	464.85	-	-	-	93.16	93.16	3
10	CT Package -Civil	PAHARPUR COOLING TOWERS LTD	2020-21	910.52	-	-	-	467.62	467.62	4
11	CHP (Mechanical)	ELECON EPC PROJECTS LTD	2020-21	2,160.86	-	-	-	260.28	260.28	1,9
12	CHP Package- Civil	ELECON EPC PROJECTS LTD	2020-21	657.83	-	-	-	-	-	6
13	AC&Ventilation	STERLING AND WILSON PVT LTD, FRICK India Limited, APPA ENTERPRIAE	2020-21	185.66	-	-	-	-	-	1
14	FIRE DETECTION & PROTECTION SYSTEM	Lloyd Insulations India Ltd	2020-21	301.12	-	-	-	-	-	3
15	C&I Package	BHARAT HEAVY ELECTRICALS LTD, JB POWER CONSULTANTS AND ENGINEERS	2020-21	779.86	-	-	-	109.83	109.83	6
16	Make Up Water Pipeline	JWIL INFRA LIMITED	2020-21	705.66	-	-	-	-	-	7
17	Electrical Equipment supply and erection package	SIEMENS LTD	2020-21	510.14	-	-	-	-	-	5
18	Supply of power and control cables	M P P K V V CO LTD, A G (JC)	2020-21	95.65	-	-	-	-	-	
19	Switch Yard Package	LARSEN & TOUBRO LTD & others	2020-21	186.74	-	-	-	126.73	126.73	
20	ERV HV transformers package	TOSHIBA TRANSMISSION & DISTRIBUTION	2020-21	114.01	-	-	-	108.47	108.47	
21	Power Transformers	ABB India Ltd	2020-21	730.25	-	-	-	12.84	12.84	7
22	Generator Breaker, Isoc Eq. & 34V Breaker Pack	BHARAT HEAVY ELECTRICALS LTD	2020-21	112.50	-	-	-	-	-	1
23	LT Switchgear Package	C&S ELECTRIC LTD	2020-21	160.38	-	-	-	-	-	1
24	MV Switchgear	BHARAT HEAVY ELECTRICALS LTD	2020-21	219.53	-	-	-	-	-	2
25	Permanent Railway Siding	KONKAN RAILWAY CORPORATION LTD, VARSHA ENGINEERS GROUP, BRIDGE & ROOF CO INDIA LTD	2020-21	458.84	-	-	-	-	-	4
26	CW System & Make-up Water System Civil Wor	SHANKARANARAYANA CONSTRUCTIONS, M/S PRAJAPATI	2020-21	101.54	-	-	-	-	-	1
27	ASH DYKE SUBHAS + IIT ROORKEE	Subhash Infra Engineers Pvt Ltd, RAINBOW GREENERS	2020-21	62.97	-	-	-	-	-	
28	Main township package	JMC Projects India Ltd, AK VERMA, PRABHU NATH SINGH, BR SHARMA, SUNIL SINGH, AKAR ISPEX PVT LTD, RAJLAXMI ENT, VIJAY ELECTRICALS	2020-21	523.78	-	-	-	4.62	4.62	5
29	Electrical Equipment supply and erection package	TATA POWER SOLAR SYSTEMS LTD	2020-21	86.83	-	-	-	5.70	5.70	
30	NON-EXTERNAL Electrification work) in town	NTPC GE POWER SERVICES PRIVATE, JMC Projects India Ltd	2020-21	63.18	-	-	-	-	-	
31	Main Plant CIVIL AND STRUCTURAL WORK	Bridge & Roof Co. (India) Ltd.	2020-21	-	-	-	-	-	-	
32	Balance Site leveling and Infrastructure package of	Bridge & Roof Co. (India) Ltd	2020-21	726.55	-	-	-	-	-	7
33	MROA	Misc.	2020-21	15.54	-	-	-	0.32	0.32	
34	OTHER MISC PACKAGES	NBCC, Bridge & Roof, & other misc agencies	2020-21	2,668.00	-	-	-	12.26	12.26	2,6
35	Unutilized ERV	Misc.	2020-21	3,123.36	-	-306.10	-	-	-	2,8
36	MROA	QUADRANT MARKETING(MILAN ENTERPRISES	2020-21	-	9.04	-	-	-	-	
37	AC&Ventilation	STERLING AND WILSON PVT LTD	2021-22	-	-	-	-	-	-	
38	AHP	Hindustan Rubber Industries, Abhishek Enterprises	2021-22	-	-	-	-	-	-	
39	CHP Package	Elecon EPC Project Ltd, Infratech Const.	2021-22	-	-	-	-	-	-	
40	CW Equipment	Kirloskar Brothers Ltd	2021-22	-	-	-	-	-	-	
41	FIRE DETECTION & PROTECTION SYSTEM	Lloyd Insulations India Ltd	2021-22	-	-	-	-	-	-	
42	Miscellaneous Civil Work	Shri dutki enterprises, B&S Const., HAR Const.	2021-22	-	-	-	-	-	-	
43	PERMANENT TOWNSHIP	DAV industrial sys pvt ltd, Sumas Engg	2021-22	-	-	-	-	-	-	
44	SG Package	BHEL, TULIP Traders	2021-22	-	-	-	-	-	-	

Statement of Liability Flow

Name of the Petitioner		NTPC Limited								
Generating Station		Gadarwara								
COD		01.03.2021								
Sr. no.	Package Name	Vendor	Year of creation of Liability capitalized in Gross Block	Undischarged liability as on 28.02.2021/ 01.03.2021	Liability in additional capitalization for period 01.03.2021-31.03.2021	Contractor's ERV updation	Discharge during the Year 2020-21 (01.03.2021 - 31.03.2021)		Total Discharge	Undischarged Liability as on 31.03.2021
45	STATION C&I PKG	BHEL	2021-22	-	-	-	-	-	-	
46	TG Package	BHEL DELHI	2021-22	-	-	-	-	-	-	
47	WTP	Bundelkhand Engg. BHPL	2021-22	-	-	-	-	-	-	
48	AHP & AWSS	Subhash Enterprises & WARDHAN ENGINEERING & INDUSTRIES	2022-23							
49	AUTOMATIC GENERATION CONTROL (AGC)	ABB India Limited	2022-23							
50	CW SYSTEM - CIVIL WORKS	R.K.KAR	2022-23							
51	IT Furniture Works	TOSHNIWAL INDUSTRIES PVT LTD	2022-23							
52	FIRE DETECTION & PROTECTION SYSTEM	TRI-PARULEX FIRE PROTECTION SYSTEMS	2022-23							
53	OFFSITE CIVIL WORKS	HAM Construction/DINESH CONSTRUCTION CO, AVINASH KUMAR, PJ ASSOCIATES & others	2022-23							
54	SG Package	BHEL	2022-23							
55	PERMANENT TOWNSHIP	SPA CARE	2022-23							
56	PERMANENT TOWNSHIP	SHAILESH ASSOCIATES	2022-23							
57	ASH HANDLING SYSTEM + HT BURNER	Sabtech Infra Engineers Pvt Ltd, SHRIYA&GURUKRIPA CONST	2023-24							
58	C&I Package	BHEL	2023-24							
59	CW Equipment	Kirloskar Brothers Ltd	2023-24							
60	CW SYSTEM - CIVIL WORKS	R.K.KAR	2023-24							
61	Miscellaneous Civil Work	HAM Construction	2023-24							
62	Main Plant & Offsite Civil Package (Other Misc Packages)	Bridge & Roof Co. (India) Ltd	2023-24							
63	Permanent Railway Siding	KONKAN RAILWAY CORPORATION LTD	2023-24							
64	SG Package	BHEL	2023-24							
65	TG Package	BHEL DELHI	2023-24							
66	Other Buildings (Township)	VARMA ENGINEERS GROUP	2023-24							
67	Other Buildings (Civic building)	AVINASH KUMAR	2023-24							
68	MGR track and signalling system	SE (EFA(C)	2023-24							
69	ACR/Ventilation System	FRICK India Limited	2023-24							
70	Electrical Equipment supply and erection package	SIVASEW LIMITED, Lloyd Insulation	2023-24							
71	FIRE DETECTION & PROTECTION SYSTEM	Lloyd Insulations India Ltd	2023-24							
72	Other Buildings (Township lighting)	Textured Lighting Ltd	2023-24							
73	ESP Package	BHEL	2023-24							
74	AC & Ventilation	STERLING AND WILSON PVT LTD	2023-24							
75	Electrical Equipment supply and erection package	TATA POWER SED(SR SYSTEMS) LTD	2023-24							
76	MBOAs (Plant & Machinery)	MELLCON ENGG. FLUID CHEM. TRANSHEAT TECH	2023-24							
77	MBOAs (Furniture & Fixture)	K.K.ENTERPRISES	2023-24							
78	MBOAs (EDP, WPM, SAP,COM)	TEAM COMPUTERS PVT. LTD	2023-24							
79	MBOAs (Lab & Workshop eqpt)	ADVANCE SCIENTIFIC EQUIPMENT PVT	2023-24							
80	MBOAs (Communication eqp)	CREATIVE COMMUNICATION	2023-24							
81	MBOAs (Software)	CREATIVE COMMUNICATION	2023-24							
82	Capital Spares	Sanjeet Engg. INDUCTA, Kirloskar, SBL POWER, C & D DOCTOR, DARLING PMP, CONTROL COMP, BOSCH, AEROMATIC ENGG, LAXMI HYD, HITACHI, SIEMENS, TLT TURBO, BHEL, PERKIN ELMER	2023-24							
	Total Calaimed/Allowed A			56,568.92	8.04	-306.10	-	1,266.38	1,266.38	54,9
B	**For RoE Eligible at Wt Avg Rate of Interest (WAROI)**									
	Total Claimed/Allowed B			-	-	-	-	-	-	
	Total Claimed/Allowed (A+B)			56,568.92	8.04	-306.10	-	1,266.38	1,266.38	54,9

Statement of Liability Flow

Name of the Petitioner	NTPC Limited
Generating Station	Gadarwara
COD	01.03.2021

Sr. no.	Package Name	Vendor	Year of creation of Liability capitalized in Gross Block	Undischarged liability as on 28.02.2021/ 01.03.2021	Liability in additional capitalization for period 01.03.2021-31.03.2021	Contractor's ERV updation	Discharge during the Year 2020-21 (01.03.2021 - 31.03.2021)		Total Discharge	Undischarged Liability as on 31.03.2021
							Reversal	Discharge		
A	**For RoE eligible at normal rate**									
1	Land Including R & R	(R&R Provision/ Environment Aspect)	2020-21	2,016.16	-	-	-	2.68	2.68	2,0
2	TG Package	BHARAT HEAVY ELECTRICALS LTD, LYOD INSULATION INDIA LTD	2020-21	11,604.75	-	-	-	-	-	11,6
3	ESP Package	BHARAT HEAVY ELECTRICALS LTD	2020-21	5,626.03	-	-	-	-	-	5,6
4	SG Package	BHARAT HEAVY ELECTRICALS LTD	2020-21	23,645.92	-	-	-	74.77	74.77	23,5
5	WTP(Mechanical +civil)	ION EXCHANGE INDIA LTD, CLEANFLOW INDIA PVT LTD., PURITA WATER SOLUTIONS, FLOWMORE LTD & others	2020-21	286.75	-	-	-	-	-	2
6	CW Equipment	Kirloskar Brothers Ltd	2020-21	424.09	-	-	-	-	-	4
7	Station piping(Rotmag)	RAUNAQ EPC INTERNATIONGAL LTD	2020-21	50.08	-	-	-	-	-	
8	AHP	THE INDURE PVT. LTD, COTA, DROOSHRA Pdt. MELCO, C R DOCTOR, BRAY CONTROLS PVT LTD.	2020-21	1,245.99	-	-	-	15.87	15.87	1,2
9	CT Mechanical	PAHARPUR COOLING TOWERS LTD	2020-21	464.85	-	-	-	93.16	93.16	3
10	CT Package -Civil	PAHARPUR COOLING TOWERS LTD	2020-21	910.52	-	-	-	467.62	467.62	4
11	CHP (Mechanical)	ELECON EPC PROJECTS LTD	2020-21	2,160.86	-	-	-	260.28	260.28	1,9
12	CHP Package- Civil	ELECON EPC PROJECTS LTD	2020-21	657.83	-	-	-	-	-	6
13	AC&Ventilation	STERLING AND WILSON PVT LTD, FRICK India Limited, APPA ENTERPRIAE	2020-21	185.66	-	-	-	-	-	1
14	FIRE DETECTION & PROTECTION SYSTEM	Lloyd Insulations India Ltd	2020-21	301.12	-	-	-	-	-	3
15	C&I Package	BHARAT HEAVY ELECTRICALS LTD, JB POWER CONSULTANTS AND ENGINEERS	2020-21	775.86	-	-	-	109.83	109.83	6
16	Make Up Water Pipeline	JWIL INFRA LIMITED	2020-21	705.66	-	-	-	-	-	7
17	Electrical Equipment supply and erection package	SIEMENS LTD	2020-21	510.14	-	-	-	-	-	5
18	Supply of power and control cables	M P P K V V CO LTD. A G (JC)	2020-21	95.65	-	-	-	-	-	
19	Switch Yard Package	LARSEN & TOUBRO LTD & others	2020-21	186.74	-	-	-	126.73	126.73	
20	ERV HV transformers package	TOSHIBA TRANSMISSION & DISTRIBUTION	2020-21	114.01	-	-	-	106.47	106.47	
21	Power Transformers	ABB India Ltd	2020-21	730.23	-	-	-	12.84	12.84	7
22	Generator Breaker, Isoc Eq. & MV Breaker Pack	BHARAT HEAVY ELECTRICALS LTD	2020-21	112.50	-	-	-	-	-	1
23	LT Switchgear Package	C&S ELECTRIC LTD	2020-21	160.38	-	-	-	-	-	1
24	MV Switchgear	BHARAT HEAVY ELECTRICALS LTD	2020-21	219.53	-	-	-	-	-	2
25	Permanent Railway Siding	KONKAN RAILWAY CORPORATION LTD, VARSHA ENGINEERS GROUP, BRIDGE & ROOF CO INDIA LTD	2020-21	458.84	-	-	-	-	-	4
26	CW System & Make-up Water System Civil Wor	SHANKARANARAYANA CONSTRUCTIONS, M/S PRAJAPATI	2020-21	101.54	-	-	-	-	-	1
27	ASH DYKE SUBHAS + IIT ROORKEE	Subhash Infra Engineers Pvt Ltd, RAINBOW GREENERS	2020-21	62.97	-	-	-	-	-	
28	Main township package	JMC Projects India Ltd, AK VERMA, PRABHU NATH SINGH, BR SHARMA, SUNIL SINGH, AKAR ISPEX PVT LTD, RAJLAXMI ENT, VIJAY ELECTRICALS	2020-21	523.78	-	-	-	4.62	4.62	5
29	Electrical Equipment supply and erection package	TATA POWER SOLAR SYSTEMS LTD	2020-21	86.83	-	-	-	5.70	5.70	
30	NON-EXTERNAL Electrification work) at town	NTPC GE POWER SERVICES PRIVATE, JMC Projects India Ltd	2020-21	63.18	-	-	-	-	-	
31	Main Plant CIVIL AND STRUCTURAL WORK	Bridge & Roof Co. (India) Ltd.	2020-21	-	-	-	-	-	-	
32	Balance Site leveling and Infrastructure package at	Bridge & Roof Co. (India) Ltd.	2020-21	726.55	-	-	-	-	-	7
33	MRDA	Misc.	2020-21	15.54	-	-	-	0.32	0.32	
34	OTHER MISC PACKAGES	NBCC, Bridge & Roof, & other misc agencies	2020-21	2,668.00	-	-	-	12.26	12.26	2,6
35	Unutilized ERV	Misc.	2020-21	3,123.39	-	-306.10	-	-	-	2,8
36	MRDA	QUADRANT MARKETING(MILAN ENTERPRISES	2020-21	-	9.04	-	-	-	-	
37	AC&Ventilation	STERLING AND WILSON PVT LTD	2021-22	-	-	-	-	-	-	
38	AHP	Hindustan Rubber Industries, Abhishek Enterprises	2021-22	-	-	-	-	-	-	
39	CHP Package	Elecon EPC Project Ltd, Infratech Const.	2021-22	-	-	-	-	-	-	
40	CW Equipment	Kirloskar Brothers Ltd	2021-22	-	-	-	-	-	-	
41	FIRE DETECTION & PROTECTION SYSTEM	Lloyd Insulations India Ltd	2021-22	-	-	-	-	-	-	
42	Miscellaneous Civil Work	Shri dutki enterprises, B&S Const., HAR Const.	2021-22	-	-	-	-	-	-	
43	PERMANENT TOWNSHIP	DAV industrial sys pvt ltd, Sumas Engg.	2021-22	-	-	-	-	-	-	
44	SG Package	BHEL, TULIP Traders	2021-22	-	-	-	-	-	-	

Statement of Liability Flow

Name of the Petitioner		NTPC Limited								
Generating Station		Gadarwara								
COD		01.03.2021								
Sr. no.	Package Name	Vendor	Year of creation of Liability capitalized in Gross Block	Undischarged liability as on 28.02.2021/ 01.03.2021	Liability in additional capitalization for period 01.03.2021-31.03.2021	Contractor's ERV updation	Discharge during the Year 2020-21 (01.03.2021 - 31.03.2021)		Total Discharge	Undischarged Liability as on 31.03.2021
45	STATION C&I PKG	BHEL	2021-22	-	-	-	-	-	-	
46	TG Package	BHEL DELHI	2021-22	-	-	-	-	-	-	
47	WTP	Bumb&Bumd Engg. PVT.	2021-22	-	-	-	-	-	-	
48	AHP & AWSS	Subhash Enterprises & WARDHAN ENGINEERING & INDUSTRIES	2022-23							
49	AUTOMATIC GENERATION CONTROL (AGC)	ABB India Limited	2022-23							
50	CW SYSTEM - CIVIL WORKS	R.K.KAR	2022-23							
51	IT Furniture Works	TOSHNIWAL INDUSTRIES PVT LTD	2022-23							
52	FIRE DETECTION & PROTECTION SYSTEM	TRI-PARULEX FIRE PROTECTION SYSTEMS	2022-23							
53	OFFSITE CIVIL WORKS	HAM Construction/DINESH CONSTRUCTION CO, AVINASH KUMAR, PJ ASSOCIATES & others	2022-23							
54	SG Package	BHEL	2022-23							
55	PERMANENT TOWNSHIP	SPA CARE	2022-23							
56	PERMANENT TOWNSHIP	SHAILESH ASSOCIATES	2022-23							
57	ASH HANDLING SYSTEM + HT BURNER	Subhash Infra Engineers Pvt Ltd, SHRIYA&GURUKRIPA CONST	2023-24							
58	C&I Package	BHEL	2023-24							
59	CW Equipment	Kirloskar Brothers Ltd	2023-24							
60	CW SYSTEM - CIVIL WORKS	R.K.KAR	2023-24							
61	Miscellaneous Civil Work	HAM Construction	2023-24							
62	Main Plant & Offsite Civil Package (Other Misc Packages)	Bridge & Roof Co. (India) Ltd	2023-24							
63	Permanent Railway Siding	KONKAN RAILWAY CORPORATION LTD	2023-24							
64	SG Package	BHEL	2023-24							
65	TG Package	BHEL DELHI	2023-24							
66	Other Buildings (Township)	VARMA ENGINEERS GROUP	2023-24							
67	Other Buildings (Civic building)	AVINASH KUMAR	2023-24							
68	MGR track and signalling system	SE (EFA(C)	2023-24							
69	AC&Ventilation System	FRICK India Limited	2023-24							
70	Electrical Equipment supply and erection package	SIVASEW LIMITED, Lloyd Insulation	2023-24							
71	FIRE DETECTION & PROTECTION SYSTEM	Lloyd Insulations India Ltd	2023-24							
72	Other Buildings (Township lighting)	Textured Lighting Ltd	2023-24							
73	ESP Package	BHEL	2023-24							
74	AC & Ventilation	STERLING AND WILSON PVT LTD	2023-24							
75	Electrical Equipment supply and erection package	TATA POWER SED(nR SYSTEMS LTD	2023-24							
76	MBOAs (Plant & Machinery)	MECLCON ENGG. FLUID CHEM. TRANSHEAT TECH	2023-24							
77	MBOAs (Furniture & Fixtures)	K.K.ENTERPRISES	2023-24							
78	MBOAs (EDP, WPM, SAT,COM)	TEAM COMPUTERS PVT. LTD	2023-24							
79	MBOAs (Lab & Workshop eqpt)	ADVANCE SCIENTIFIC EQUIPMENT PVT	2023-24							
80	MBOAs (Communication eqp)	CREATIVE COMMUNICATION	2023-24							
81	MBOAs (Software)	CREATIVE COMMUNICATION	2023-24							
82	Capital Spares	Sanjeet Engg. INDUCTI, Kirloskar, SIBE, POWER, C & DOCTOR, DARLING PMP, CONTROL COMP, BOSCH, AEROMATIC ENGG, LAXMI HYD, HITACHI, SIEMENS, TLT TURBO, BHEL, PERKIN ELMER	2023-24							
	Total Calaimed/Allowed A			56,568.92	8.04	-306.10	-	1,266.38	1,266.38	54,9
B	**For RoE Eligible at Wt Avg Rate of Interest (WAROI)**									
	Total Claimed/Allowed B			-	-	-	-	-	-	
	Total Claimed/Allowed (A+B)			56,568.92	8.04	-306.10	-	1,266.38	1,266.38	54,9

Statement of Liability Flow

Name of the Petitioner	NTPC Limited								
Generating Station	Gadarwara								
COD	01.03.2021								
Sr. no.	Package Name	Vendor	Year of creation of Liability capitalized in Gross Block	Undischarged liability as on 28.02.2021/ 01.03.2021	Liability in additional capitalization for period 01.03.2021-31.03.2021	Contractor's ERV updation	Discharge during the Year 2020-21 (01.03.2021 - 31.03.2021)		Total Discharge	Undischarged Liability as on 31.03.2021
							Reversal	Discharge		
A	**For RoE eligible at normal rate**									
1	Land Including R & R	(R&R Provision/ Environment Aspect)	2020-21	2,016.16	-	-	-	2.68	2.68	2,0
2	TG Package	BHARAT HEAVY ELECTRICALS LTD, LYOD INSULATION INDIA LTD	2020-21	11,604.75	-	-	-	-	-	11,6
3	ESP Package	BHARAT HEAVY ELECTRICALS LTD	2020-21	5,626.03	-	-	-	-	-	5,6
4	SG Package	BHARAT HEAVY ELECTRICALS LTD	2020-21	23,645.92	-	-	-	74.77	74.77	23,5
5	WTP(Mechanical +civil)	ION EXCHANGE INDIA LTD, CLEANFLOW INDIA PVT LTD., PURITA WATER SOLUTIONS, FLOWMORE LTD & others	2020-21	286.75	-	-	-	-	-	2
6	CW Equipment	Kirloskar Brothers Ltd	2020-21	424.09	-	-	-	-	-	4
7	Station piping(Rotmag)	RAUNAQ EPC INTERNATIONGAL LTD	2020-21	50.08	-	-	-	-	-	
8	AHP	THE INDURE PVT. LTD, COTA, DROOSHRA Pdt. MELCO, C R DOCTOR, BRAY CONTROLS PVT LTD.	2020-21	1,245.99	-	-	-	15.87	15.87	1,2
9	CT Mechanical	PAHARPUR COOLING TOWERS LTD	2020-21	464.85	-	-	-	93.16	93.16	3
10	CT Package -Civil	PAHARPUR COOLING TOWERS LTD	2020-21	910.52	-	-	-	467.62	467.62	4
11	CHP (Mechanical)	ELECON EPC PROJECTS LTD	2020-21	2,160.86	-	-	-	260.28	260.28	1,9
12	CHP Package- Civil	ELECON EPC PROJECTS LTD	2020-21	657.83	-	-	-	-	-	6
13	AC&Ventilation	STERLING AND WILSON PVT LTD, FRICK India Limited, APPA ENTERPRIAE	2020-21	185.66	-	-	-	-	-	1
14	FIRE DETECTION & PROTECTION SYSTEM	Lloyd Insulations India Ltd	2020-21	301.12	-	-	-	-	-	3
15	C&I Package	BHARAT HEAVY ELECTRICALS LTD, JB POWER CONSULTANTS AND ENGINEERS	2020-21	775.86	-	-	-	109.83	109.83	6
16	Make Up Water Pipeline	JWIL INFRA LIMITED	2020-21	705.66	-	-	-	-	-	7
17	Electrical Equipment supply and erection package	SIEMENS LTD	2020-21	510.14	-	-	-	-	-	5
18	Supply of power and control cables	M P P K V V CO LTD, A G (JC)	2020-21	95.65	-	-	-	-	-	
19	Switch Yard Package	LARSEN & TOUBRO LTD & others	2020-21	186.74	-	-	-	126.73	126.73	
20	ERV HV transformers package	TOSHIBA TRANSMISSION & DISTRIBUTION	2020-21	114.01	-	-	-	108.47	108.47	
21	Power Transformers	ABB India Ltd	2020-21	730.23	-	-	-	12.84	12.84	7
22	Generator Breaker, Isoc Eq. & 34V Breaker Pack	BHARAT HEAVY ELECTRICALS LTD	2020-21	112.50	-	-	-	-	-	1
23	LT Switchgear Package	C&S ELECTRIC LTD	2020-21	160.38	-	-	-	-	-	1
24	MV Switchgear	BHARAT HEAVY ELECTRICALS LTD	2020-21	219.53	-	-	-	-	-	2
25	Permanent Railway Siding	KONKAN RAILWAY CORPORATION LTD, VARSHA ENGINEERS GROUP, BRIDGE & ROOF CO INDIA LTD	2020-21	438.84	-	-	-	-	-	4
26	CW System & Make-up Water System Civil Wor	SHANKARANARAYANA CONSTRUCTIONS, M/S PRAJAPATI	2020-21	101.54	-	-	-	-	-	1
27	ASH DYKE SUBHAS + JIT RUBKER	Subhash Infra Engineers Pvt Ltd, RAINBOW GREENERS	2020-21	62.97	-	-	-	-	-	
28	Main township package	JMC Projects India Ltd, AK VERMA, PRABHU NATH SINGH, BR SHARMA, SUNIL SINGH, AKAR ISPAT PVT LTD	2020-21	523.78	-	-	-	4.62	4.62	5
29	Electrical Equipment supply and erection package	TATA POWER SOLAR SYSTEMS LTD	2020-21	86.83	-	-	-	5.70	5.70	
30	NON-EXTERNAL Electrification work) in town	NTPC GE POWER SERVICES PRIVATE, JMC Projects India Ltd	2020-21	63.18	-	-	-	-	-	
31	Main Plant CIVIL AND STRUCTURAL WORK	Bridge & Roof Co. (India) Ltd.	2020-21	-	-	-	-	-	-	
32	Balance Site leveling and Infrastructure package of	Bridge & Roof Co. (India) Ltd.	2020-21	726.55	-	-	-	-	-	7
33	MBOA	Misc.	2020-21	15.54	-	-	-	0.32	0.32	
34	OTHER MISC PACKAGES	AHCT, Bridge & Roof, & other misc agencies	2020-21	2,668.00	-	-	-	12.26	12.26	2,6
35	Unutilized ERV	Misc.	2020-21	3,123.36	-	-306.10	-	-	-	2,8
36	MBOA	QUADRANT MARKETINGMILAN ENTERPRISES	2020-21	-	9.04	-	-	-	-	
37	AC&Ventilation	STERLING AND WILSON PVT LTD	2021-22	-	-	-	-	-	-	
38	AHP	Hindustan Rubber Industries, Abhishek Enterprises	2021-22	-	-	-	-	-	-	
39	CHP Package	Elecon EPC Project Ltd, Infratech Const.	2021-22	-	-	-	-	-	-	
40	CW Equipment	Kirloskar Brothers Ltd	2021-22	-	-	-	-	-	-	
41	FIRE DETECTION & PROTECTION SYSTEM	Lloyd Insulations India Ltd	2021-22	-	-	-	-	-	-	
42	Miscellaneous Civil Work	Shri dutki enterprises, B&S Const., HAR Const.	2021-22	-	-	-	-	-	-	
43	PERMANENT TOWNSHIP	DNV industrial sys pvt ltd, Sumas Engg.	2021-22	-	-	-	-	-	-	
44	SG Package	BHEL, TULIP Traders	2021-22	-	-	-	-	-	-	

Statement of Liability Flow

Name of the Petitioner		NTPC Limited								
Generating Station		Gadarwara								
COD		01.03.2021								
Sr. no.	Package Name	Vendor	Year of creation of Liability capitalized in Gross Block	Undischarged liability as on 28.02.2021/ 01.03.2021	Liability in additional capitalization for period 01.03.2021-31.03.2021	Contractor's ERV updation	Discharge during the Year 2020-21 (01.03.2021 - 31.03.2021)		Total Discharge	Undischarged Liability as on 31.03.2021
45	STATION C&I PKG	BHEL	2021-22	-	-	-	-	-	-	
46	TG Package	BHEL DELHI	2021-22	-	-	-	-	-	-	
47	WTP	Bundelkhand Engg. BHEL	2021-22	-	-	-	-	-	-	
48	AHP & AWSS	Subhash Enterprises & WARDHAN ENGINEERING & INDUSTRIES	2022-23							
49	AUTOMATIC GENERATION CONTROL (AGC)	ABB India Limited	2022-23							
50	CW SYSTEM - CIVIL WORKS	R.K.KAR	2022-23							
51	IT Enrolon Works	TOSHNIWAL INDUSTRIES PVT LTD	2022-23							
52	FIRE DETECTION & PROTECTION SYSTEM	TRI-PARULEX FIRE PROTECTION SYSTEMS	2022-23							
53	OFFSITE CIVIL WORKS	HAM Construction/DINESH CONSTRUCTION CO, AVINASH KUMAR, PJ ASSOCIATES & others	2022-23							
54	SG Package	BHEL	2022-23							
55	PERMANENT TOWNSHIP	SPA CARE	2022-23							
56	PERMANENT TOWNSHIP	SHAILESH ASSOCIATES	2022-23							
57	ASH HANDLING SYSTEM + ITS BUILDING	Sabtech Infra Engineers Pvt Ltd, SHRIYA&GURUKRIPA CONST	2023-24							
58	C&I Package	BHEL	2023-24							
59	CW Equipment	Kirloskar Brothers Ltd	2023-24							
60	CW SYSTEM - CIVIL WORKS	R.K.KAR	2023-24							
61	Miscellaneous Civil Work	HAM Construction	2023-24							
62	Main Plant & Offsite Civil Package (Other Misc Packages)	Bridge & Roof Co. (India) Ltd	2023-24							
63	Permanent Railway Siding	KONKAN RAILWAY CORPORATION LTD	2023-24							
64	SG Package	BHEL	2023-24							
65	TG Package	BHEL DELHI	2023-24							
66	Other Buildings (Township)	VARMA ENGINEERS GROUP	2023-24							
67	Other Buildings (Civic building)	AVINASH KUMAR	2023-24							
68	MGR track and signalling system	SE (EFA(C)	2023-24							
69	ACR/Ventilation System	FRICK India Limited	2023-24							
70	Electrical Equipment supply and erection package	SIVASEW LIMITED, Lloyd Insulation	2023-24							
71	FIRE DETECTION & PROTECTION SYSTEM	Lloyd Insulations India Ltd	2023-24							
72	Other Buildings (Township lighting)	Textured Lighting Ltd	2023-24							
73	ESP Package	BHEL	2023-24							
74	AC & Ventilation	STERLING AND WILSON PVT LTD	2023-24							
75	Electrical Equipment supply and erection package	TATA POWER SED(nR SYSTEMS LTD	2023-24							
76	MBOAs (Plant & Machinery)	MELLCON ENGG. FLUID CHEM. TRANSHEAT TECH	2023-24							
77	MBOAs (Furniture & Fixtures)	K.K.ENTERPRISES	2023-24							
78	MBOAs (EDP, WPM, SAICOM)	TEAM COMPUTERS PVT. LTD	2023-24							
79	MBOAs (Lab & Workshop eqpt)	ADVANCE SCIENTIFIC EQUIPMENT PVT	2023-24							
80	MBOAs (Communication eqp)	CREATIVE COMMUNICATION	2023-24							
81	MBOAs (Software)	CREATIVE COMMUNICATION	2023-24							
82	Capital Spares	Sanjeet Engg, INDUCTI, Kirloskar, SBL POWER, C & D DOCTOR, DARLING PMP, CONTROL COMP, BOSCH, AEROMATIC ENGG, LAXMI HYD, HITACHI, SIEMENS, TLT TURBO, BHEL, PERKIN ELMER	2023-24							
	Total Calaimed/Allowed A			56,568.92	8.04	-306.10	-	1,266.38	1,266.38	54,9
B	**For RoE Eligible at Wt Avg Rate of Interest (WAROI)**									
	Total Claimed/Allowed B			-	-	-	-	-	-	
	Total Claimed/Allowed (A+B)			56,568.92	8.04	-306.10	-	1,266.38	1,266.38	54,9

Statement of Liability Flow

Name of the Petitioner	NTPC Limited								
Generating Station	Gadarwara								
COD	01.03.2021								
Sr. no.	Package Name	Vendor	Year of creation of Liability capitalized in Gross Block	Undischarged liability as on 28.02.2021/ 01.03.2021	Liability in additional capitalization for period 01.03.2021-31.03.2021	Contractor's ERV updation	Discharge during the Year 2020-21 (01.03.2021 - 31.03.2021)		Total Discharge	Undischarged Liability as on 31.03.2021
							Reversal	Discharge		
A	**For RoE eligible at normal rate**									
1	Land Including R & R	(R&R Provision/ Environment Aspect)	2020-21	2,016.16	-	-	-	2.68	2.68	2,0
2	TG Package	BHARAT HEAVY ELECTRICALS LTD, LYOD INSULATION INDIA LTD	2020-21	11,604.75	-	-	-	-	-	11,6
3	ESP Package	BHARAT HEAVY ELECTRICALS LTD	2020-21	5,626.03	-	-	-	-	-	5,6
4	SG Package	BHARAT HEAVY ELECTRICALS LTD	2020-21	23,645.92	-	-	-	74.77	74.77	23,5
5	WTP(Mechanical +civil)	ION EXCHANGE INDIA LTD, CLEANFLOW INDIA PVT LTD., PURITA WATER SOLUTIONS, FLOWMORE LTD & others	2020-21	286.75	-	-	-	-	-	2
6	CW Equipment	Kirloskar Brothers Ltd	2020-21	424.09	-	-	-	-	-	4
7	Station piping(Rotmag)	RAUNAQ EPC INTERNATIONGAL LTD	2020-21	50.08	-	-	-	-	-	
8	AHP	THE INDURE PVT. LTD, COTA, DROOSHRA Pdt. MELCO, C R DOCTOR, BRAY CONTROLS PVT LTD.	2020-21	1,245.99	-	-	-	15.87	15.87	1,2
9	CT Mechanical	PAHARPUR COOLING TOWERS LTD	2020-21	464.85	-	-	-	93.16	93.16	3
10	CT Package -Civil	PAHARPUR COOLING TOWERS LTD	2020-21	910.52	-	-	-	467.62	467.62	4
11	CHP (Mechanical)	ELECON EPC PROJECTS LTD	2020-21	2,160.86	-	-	-	260.28	260.28	1,9
12	CHP Package- Civil	ELECON EPC PROJECTS LTD	2020-21	657.83	-	-	-	-	-	6
13	AC&Ventilation	STERLING AND WILSON PVT LTD, FRICK India Limited, APPA ENTERPRIAE	2020-21	185.66	-	-	-	-	-	1
14	FIRE DETECTION & PROTECTION SYSTEM	Lloyd Insulations India Ltd	2020-21	301.12	-	-	-	-	-	3
15	C&I Package	BHARAT HEAVY ELECTRICALS LTD, JB POWER CONSULTANTS AND ENGINEERS	2020-21	775.86	-	-	-	109.83	109.83	6
16	Make Up Water Pipeline	JWIL INFRA LIMITED	2020-21	705.66	-	-	-	-	-	7
17	Electrical Equipment supply and erection package	SIEMENS LTD	2020-21	510.14	-	-	-	-	-	5
18	Supply of power and control cables	M P P K V V CO LTD. A G (JC)	2020-21	95.65	-	-	-	-	-	
19	Switch Yard Package	LARSEN & TOUBRO LTD & others	2020-21	186.74	-	-	-	126.73	126.73	
20	EHV HV transformers package	TOSHIBA TRANSMISSION & DISTRIBUTION	2020-21	114.01	-	-	-	108.47	108.47	
21	Power Transformers	ABB India Ltd	2020-21	730.23	-	-	-	12.84	12.84	7
22	Generator Breaker, Isoc Eq. & 34V Breaker Pack	BHARAT HEAVY ELECTRICALS LTD	2020-21	112.50	-	-	-	-	-	1
23	LT Switchgear Package	C&S ELECTRIC LTD	2020-21	160.38	-	-	-	-	-	1
24	MV Switchgear	BHARAT HEAVY ELECTRICALS LTD	2020-21	219.53	-	-	-	-	-	2
25	Permanent Railway Siding	KONKAN RAILWAY CORPORATION LTD, VARSHA ENGINEERS GROUP, BRIDGE & ROOF CO INDIA LTD	2020-21	458.84	-	-	-	-	-	4
26	CW System & Make-up Water System Civil Wor	SHANKARANARAYANA CONSTRUCTIONS, M/S PRAJAPATI	2020-21	101.54	-	-	-	-	-	1
27	ASH DYKE SUBHAS + IIT ROORKEE	Subhash Infra Engineers Pvt Ltd, RAINBOW GREENERS	2020-21	62.97	-	-	-	-	-	
28	Main township package	JMC Projects India Ltd, AK VERMA, PRABHU NATH SINGH, BR SHARMA, SUNIL SINGH, AKAR ISPEX PVT LTD, RAJLAXMI ENT, VIJAY ELECTRICALS	2020-21	523.78	-	-	-	4.62	4.62	5
29	Electrical Equipment supply and erection package	TATA POWER SOLAR SYSTEMS LTD	2020-21	86.83	-	-	-	5.70	5.70	
30	NON-EXTERNAL Electrification work) at town	NTPC GE POWER SERVICES PRIVATE, JMC Projects India Ltd	2020-21	63.18	-	-	-	-	-	
31	Main Plant CIVIL AND STRUCTURAL WORK	Bridge & Roof Co. (India) Ltd.	2020-21	-	-	-	-	-	-	
32	Balance Site leveling and Infrastructure package at	Bridge & Roof Co. (India) Ltd.	2020-21	726.55	-	-	-	-	-	7
33	MRDA	Misc.	2020-21	15.54	-	-	-	0.32	0.32	
34	OTHER MISC PACKAGES	NBCC, Bridge & Roof, & other misc agencies	2020-21	2,668.00	-	-	-	12.26	12.26	2,6
35	Unutilized ERV	Misc.	2020-21	3,123.36	-	-306.10	-	-	-	2,8
36	MRDA	QUADRANT MARKETING MILAN ENTERPRISES	2020-21	-	9.04	-	-	-	-	
37	AC&Ventilation	STERLING AND WILSON PVT LTD	2021-22	-	-	-	-	-	-	
38	AHP	Hindustan Rubber Industries, Abhishek Enterprises	2021-22	-	-	-	-	-	-	
39	CHP Package	Elecon EPC Project Ltd, Infratech Const.	2021-22	-	-	-	-	-	-	
40	CW Equipment	Kirloskar Brothers Ltd	2021-22	-	-	-	-	-	-	
41	FIRE DETECTION & PROTECTION SYSTEM	Lloyd Insulations India Ltd	2021-22	-	-	-	-	-	-	
42	Miscellaneous Civil Work	Shri dutki enterprises, B&S Const., HAR Const.	2021-22	-	-	-	-	-	-	
43	PERMANENT TOWNSHIP	DNV industrial sys pvt ltd, Sumas Engg	2021-22	-	-	-	-	-	-	
44	SG Package	BHEL, TULIP Traders	2021-22	-	-	-	-	-	-	

Statement of Liability Flow

Name of the Petitioner		NTPC Limited								
Generating Station		Gadarwara								
COD		01.03.2021								
Sr. no.	Package Name	Vendor	Year of creation of Liability capitalized in Gross Block	Undischarged liability as on 28.02.2021/ 01.03.2021	Liability in additional capitalization for period 01.03.2021-31.03.2021	Contractor's ERV updation	Discharge during the Year 2020-21 (01.03.2021 - 31.03.2021)		Total Discharge	Undischarged Liability as on 31.03.2021
45	STATION C&I PKG	BHEL	2021-22	-	-	-	-	-	-	
46	TG Package	BHEL DELHI	2021-22	-	-	-	-	-	-	
47	WTP	Bundelkhand Engg. BHEL	2021-22	-	-	-	-	-	-	
48	AHP & AWSS	Subhash Enterprises & WARDHAN ENGINEERING & INDUSTRIES	2022-23							
49	AUTOMATIC GENERATION CONTROL (AGC)	ABB India Limited	2022-23							
50	CW SYSTEM - CIVIL WORKS	R.K.KAR	2022-23							
51	IT Furniture Works	TOSHNIWAL INDUSTRIES PVT LTD	2022-23							
52	FIRE DETECTION & PROTECTION SYSTEM	TRI-PARULEX FIRE PROTECTION SYSTEMS	2022-23							
53	OFFSITE CIVIL WORKS	HAM Construction/DINESH CONSTRUCTION CO, AVINASH KUMAR, PJ ASSOCIATES & others	2022-23							
54	SG Package	BHEL	2022-23							
55	PERMANENT TOWNSHIP	SPA CARE	2022-23							
56	PERMANENT TOWNSHIP	SHAILESH ASSOCIATES	2022-23							
57	ASH HANDLING SYSTEM + HT BURNER	Sabtech Infra Engineers Pvt Ltd, SHRIYA&GURUKRIPA CONST	2023-24							
58	C&I Package	BHEL	2023-24							
59	CW Equipment	Kirloskar Brothers Ltd	2023-24							
60	CW SYSTEM - CIVIL WORKS	R.K.KAR	2023-24							
61	Miscellaneous Civil Work	HAM Construction	2023-24							
62	Main Plant & Offsite Civil Package (Other Misc Packages)	Bridge & Roof Co. (India) Ltd	2023-24							
63	Permanent Railway Siding	KONKAN RAILWAY CORPORATION LTD	2023-24							
64	SG Package	BHEL	2023-24							
65	TG Package	BHEL DELHI	2023-24							
66	Other Buildings (Township)	VARMA ENGINEERS GROUP	2023-24							
67	Other Buildings (Civic building)	AVINASH KUMAR	2023-24							
68	MGR track and signalling system	SE (EFA(C)	2023-24							
69	AC&Ventilation System	FRICK India Limited	2023-24							
70	Electrical Equipment supply and erection package	SIVASEW LIMITED, Lloyd Insulation	2023-24							
71	FIRE DETECTION & PROTECTION SYSTEM	Lloyd Insulations India Ltd	2023-24							
72	Other Buildings (Township lighting)	Textured Lighting Ltd	2023-24							
73	ESP Package	BHEL	2023-24							
74	AC & Ventilation	STERLING AND WILSON PVT LTD	2023-24							
75	Electrical Equipment supply and erection package	TATA POWER SED(nR SYSTEMS LTD	2023-24							
76	MBOAs (Plant & Machinery)	MELLCON ENGG. FLUID CHEM. TRANSHEAT TECH	2023-24							
77	MBOAs (Furniture & Fixtures)	K.K.ENTERPRISES	2023-24							
78	MBOAs (EDP, WPM, SAICOM)	TEAM COMPUTERS PVT. LTD	2023-24							
79	MBOAs (Lab & Workshop eqpt)	ADVANCE SCIENTIFIC EQUIPMENT PVT	2023-24							
80	MBOAs (Communication eqp)	CREATIVE COMMUNICATION	2023-24							
81	MBOAs (Software)	CREATIVE COMMUNICATION	2023-24							
82	Capital Spares	Sanjeet Engg. INDUCTI, Kirloskar, BHL POWER, C & D DOCTOR, DARLING PMP, CONTROL COMP, BOSCH, AEROMATIC ENGG, LAXMI HYD, HITACHI, SIEMENS, TLT TURBO, BHEL, PERKIN ELMER	2023-24							
	Total Calaimed/Allowed A			56,568.92	8.04	-306.10	-	1,266.38	1,266.38	54,9
B	**For RoE Eligible at Wt Avg Rate of Interest (WAROI)**									
	Total Claimed/Allowed B			-	-	-	-	-	-	
	Total Claimed/Allowed (A+B)			56,568.92	8.04	-306.10	-	1,266.38	1,266.38	54,9

Statement of Liability Flow

Name of the Petitioner	NTPC Limited								
Generating Station	Gadarwara								
COD	01.03.2021								
Sr. no.	Package Name	Vendor	Year of creation of Liability capitalized in Gross Block	Undischarged liability as on 28.02.2021/ 01.03.2021	Liability in additional capitalization for period 01.03.2021-31.03.2021	Contractor's ERV updation	Discharge during the Year 2020-21 (01.03.2021 - 31.03.2021)		Total Discharge	Undischarged Liability as on 31.03.2021
							Reversal	Discharge		
A	**For RoE eligible at normal rate**									
1	Land Including R & R	(R&R Provision/ Environment Aspect)	2020-21	2,016.16	-	-	-	2.68	2.68	2,0
2	TG Package	BHARAT HEAVY ELECTRICALS LTD, LYOD INSULATION INDIA LTD	2020-21	11,604.75	-	-	-	-	-	11,6
3	ESP Package	BHARAT HEAVY ELECTRICALS LTD	2020-21	5,626.03	-	-	-	-	-	5,6
4	SG Package	BHARAT HEAVY ELECTRICALS LTD	2020-21	23,645.92	-	-	-	74.77	74.77	23,5
5	WTP(Mechanical +civil)	ION EXCHANGE INDIA LTD, CLEANFLOW INDIA PVT LTD., PURITA WATER SOLUTIONS, FLOWMORE LTD & others	2020-21	286.75	-	-	-	-	-	2
6	CW Equipment	Kirloskar Brothers Ltd	2020-21	424.09	-	-	-	-	-	4
7	Station piping(Rotmag)	RAUNAQ EPC INTERNATIONGAL LTD	2020-21	50.08	-	-	-	-	-	
8	AHP	THE INDURE PVT. LTD, COTA, DROOSHRA Pdt. MELCO, C R DOCTOR, BRAY CONTROLS PVT LTD.	2020-21	1,245.95	-	-	-	15.87	15.87	1,2
9	CT Mechanical	PAHARPUR COOLING TOWERS LTD	2020-21	464.85	-	-	-	93.16	93.16	3
10	CT Package -Civil	PAHARPUR COOLING TOWERS LTD	2020-21	910.52	-	-	-	467.62	467.62	4
11	CHP (Mechanical)	ELECON EPC PROJECTS LTD	2020-21	2,160.86	-	-	-	260.28	260.28	1,9
12	CHP Package- Civil	ELECON EPC PROJECTS LTD	2020-21	657.83	-	-	-	-	-	6
13	AC&Ventilation	STERLING AND WILSON PVT LTD, FRICK India Limited, APPA ENTERPRIAE	2020-21	185.66	-	-	-	-	-	1
14	FIRE DETECTION & PROTECTION SYSTEM	Lloyd Insulations India Ltd	2020-21	301.12	-	-	-	-	-	3
15	C&I Package	BHARAT HEAVY ELECTRICALS LTD, JB POWER CONSULTANTS AND ENGINEERS	2020-21	775.86	-	-	-	109.83	109.83	6
16	Make Up Water Pipeline	JWIL INFRA LIMITED	2020-21	705.66	-	-	-	-	-	7
17	Electrical Equipment supply and erection package	SIEMENS LTD	2020-21	510.14	-	-	-	-	-	5
18	Supply of power and control cables	M P P K V V CO LTD. A G (JC)	2020-21	95.65	-	-	-	-	-	
19	Switch Yard Package	LARSEN & TOUBRO LTD & others	2020-21	186.74	-	-	-	126.73	126.73	
20	EHV HV transformers package	TOSHIBA TRANSMISSION & DISTRIBUTION	2020-21	114.01	-	-	-	108.47	108.47	
21	Power Transformers	ABB India Ltd	2020-21	730.23	-	-	-	12.84	12.84	7
22	Generator Breaker, Isoc Eq. & 34V Breaker Pack	BHARAT HEAVY ELECTRICALS LTD	2020-21	112.50	-	-	-	-	-	1
23	LT Switchgear Package	C&S ELECTRIC LTD	2020-21	160.38	-	-	-	-	-	1
24	MV Switchgear	BHARAT HEAVY ELECTRICALS LTD	2020-21	219.53	-	-	-	-	-	2
25	Permanent Railway Siding	KONKAN RAILWAY CORPORATION LTD, VARSHA ENGINEERS GROUP, BRIDGE & ROOF CO INDIA LTD	2020-21	458.84	-	-	-	-	-	4
26	CW System & Make-up Water System Civil Wor	SHANKARANARAYANA CONSTRUCTIONS, M/S PRAJAPATI	2020-21	101.54	-	-	-	-	-	1
27	ASH DYKE SUBHAS + IIT ROORKEE	Subhash Infra Engineers Pvt Ltd, RAINBOW GREENERS	2020-21	62.97	-	-	-	-	-	
28	Main township package	JMC Projects India Ltd, AK VERMA, PRABHU NATH SINGH, BR SHARMA, SUNIL SINGH, AKAR ISPEX PVT LTD	2020-21	523.78	-	-	-	4.62	4.62	5
29	Electrical Equipment supply and erection package	TATA POWER SOLAR SYSTEMS LTD	2020-21	86.83	-	-	-	5.70	5.70	
30	NON-EXTERNAL Electrification work) in town	NTPC GE POWER SERVICES PRIVATE, JMC Projects India Ltd	2020-21	63.18	-	-	-	-	-	
31	Main Plant CIVIL AND STRUCTURAL WORK	Bridge & Roof Co. (India) Ltd.	2020-21	-	-	-	-	-	-	
32	Balance Site leveling and Infrastructure package of	Bridge & Roof Co. (India) Ltd	2020-21	726.55	-	-	-	-	-	7
33	MBOA	Misc.	2020-21	15.54	-	-	-	0.32	0.32	
34	OTHER MISC PACKAGES	NBCC, Bridge & Roof, & other misc agencies	2020-21	2,668.00	-	-	-	12.26	12.26	2,6
35	Unutilized ERV	Misc.	2020-21	3,123.36	-	-306.10	-	-	-	2,8
36	MBOA	QUADRANT MARKETING MILAN ENTERPRISES	2020-21	-	9.04	-	-	-	-	
37	AC&Ventilation	STERLING AND WILSON PVT LTD	2021-22	-	-	-	-	-	-	
38	AHP	Hindustan Rubber Industries, Abhishek Enterprises	2021-22	-	-	-	-	-	-	
39	CHP Package	Elecon EPC Project Ltd, Infratech Const.	2021-22	-	-	-	-	-	-	
40	CW Equipment	Kirloskar Brothers Ltd	2021-22	-	-	-	-	-	-	
41	FIRE DETECTION & PROTECTION SYSTEM	Lloyd Insulations India Ltd	2021-22	-	-	-	-	-	-	
42	Miscellaneous Civil Work	Shri dutki enterprises, B&S Const., HAR Const.	2021-22	-	-	-	-	-	-	
43	PERMANENT TOWNSHIP	DNV industrial aqua pvt ltd, Sumas Engg.	2021-22	-	-	-	-	-	-	
44	SG Package	BHEL, TULIP Traders	2021-22	-	-	-	-	-	-	

Statement of Liability Flow

Name of the Petitioner		NTPC Limited								
Generating Station		Gadarwara								
COD		01.03.2021								
Sr. no.	Package Name	Vendor	Year of creation of Liability capitalized in Gross Block	Undischarged liability as on 28.02.2021/ 01.03.2021	Liability in additional capitalization for period 01.03.2021-31.03.2021	Contractor's ERV updation	Discharge during the Year 2020-21 (01.03.2021 - 31.03.2021)		Total Discharge	Undischarged Liability as on 31.03.2021
45	STATION C&I PKG	BHEL	2021-22	-	-	-	-	-	-	
46	TG Package	BHEL DELHI	2021-22	-	-	-	-	-	-	
47	WTP	Bundelkhand Engg. BHEL	2021-22	-	-	-	-	-	-	
48	AHP & AWSS	Subhash Enterprises & WARDHAN ENGINEERING & INDUSTRIES	2022-23							
49	AUTOMATIC GENERATION CONTROL (AGC)	ABB India Limited	2022-23							
50	CW SYSTEM - CIVIL WORKS	R.K.KAR	2022-23							
51	IT Furniture Works	TOSHNIWAL INDUSTRIES PVT LTD	2022-23							
52	FIRE DETECTION & PROTECTION SYSTEM	TRI-PARULEX FIRE PROTECTION SYSTEMS	2022-23							
53	OFFSITE CIVIL WORKS	HAM Construction/DINESH CONSTRUCTION CO, AVINASH KUMAR, PJ ASSOCIATES & others	2022-23							
54	SG Package	BHEL	2022-23							
55	PERMANENT TOWNSHIP	SPA CARE	2022-23							
56	PERMANENT TOWNSHIP	SHAILESH ASSOCIATES	2022-23							
57	ASH HANDLING SYSTEM + HT BUILDING	Sabtech Infra Engineers Pvt Ltd, SHRIYA&GURUKRIPA CONST	2023-24							
58	C&I Package	BHEL	2023-24							
59	CW Equipment	Kirloskar Brothers Ltd	2023-24							
60	CW SYSTEM - CIVIL WORKS	R.K.KAR	2023-24							
61	Miscellaneous Civil Work	HAM Construction	2023-24							
62	Main Plant & Offsite Civil Package (Other Misc Packages)	Bridge & Roof Co. (India) Ltd	2023-24							
63	Permanent Railway Siding	KOREAN RAILWAY CORPORATION LTD	2023-24							
64	SG Package	BHEL	2023-24							
65	TG Package	BHEL DELHI	2023-24							
66	Other Buildings (Township)	VARMA ENGINEERS GROUP	2023-24							
67	Other Buildings (Civic building)	AVINASH KUMAR	2023-24							
68	MGR track and signalling system	SE (EFA(C)	2023-24							
69	ACR/Ventilation System	FRICK India Limited	2023-24							
70	Electrical Equipment supply and erection package	SIVASEW LIMITED, Lloyd Insulation	2023-24							
71	FIRE DETECTION & PROTECTION SYSTEM	Lloyd Insulations India Ltd	2023-24							
72	Other Buildings (Township lighting)	Textured Lighting Ltd	2023-24							
73	ESP Package	BHEL	2023-24							
74	AC & Ventilation	STERLING AND WILSON PVT LTD	2023-24							
75	Electrical Equipment supply and erection package	TATA POWER SED(SR SYSTEMS) LTD	2023-24							
76	MBOAs (Plant & Machinery)	MECLCON ENGG. FLUID CHEM. TRANSHEAT TECH	2023-24							
77	MBOAs (Furniture & Fixtures)	K.K.ENTERPRISES	2023-24							
78	MBOAs (EDP, WPM, SAICOM)	TEAM COMPUTERS PVT. LTD	2023-24							
79	MBOAs (Lab & Workshop eqpt)	ADVANCE SCIENTIFIC EQUIPMENT PVT	2023-24							
80	MBOAs (Communication eqp)	CREATIVE COMMUNICATION	2023-24							
81	MBOAs (Software)	CREATIVE COMMUNICATION	2023-24							
82	Capital Spares	Sanjeet Engg. INDUCTI, Kirloskar, SIBE, POWER, C & DOCTOR, DARLING PMP, CONTROL COMP, BOSCH, AEROMATIC ENGG, LAXMI HYD, HITACHI, SIEMENS, TLT TURBO, BHEL, PERKIN ELMER	2023-24							
	Total Calaimed/Allowed A			56,568.92	8.04	-306.10	-	1,266.38	1,266.38	54,9
B	**For RoE Eligible at Wt Avg Rate of Interest (WAROI)**									
	Total Claimed/Allowed B			-	-	-	-	-	-	
	Total Claimed/Allowed (A+B)			56,568.92	8.04	-306.10	-	1,266.38	1,266.38	54,9

Statement of Liability Flow

Name of the Petitioner	NTPC Limited								
Generating Station	Gadarwara								
COD	01.03.2021								
Sr. no.	Package Name	Vendor	Year of creation of Liability capitalized in Gross Block	Undischarged liability as on 28.02.2021/ 01.03.2021	Liability in additional capitalization for period 01.03.2021-31.03.2021	Contractor's ERV updation	Discharge during the Year 2020-21 (01.03.2021 - 31.03.2021)		Total Discharge	Undischarged Liability as on 31.03.2021
							Reversal	Discharge		
A	**For RoE eligible at normal rate**									
1	Land Including R & R	(R&R Provision/ Environment Aspect)	2020-21	2,016.16	-	-	-	2.68	2.68	2,0
2	TG Package	BHARAT HEAVY ELECTRICALS LTD, LYOD INSULATION INDIA LTD	2020-21	11,604.75	-	-	-	-	-	11,6
3	ESP Package	BHARAT HEAVY ELECTRICALS LTD	2020-21	5,626.03	-	-	-	-	-	5,6
4	SG Package	BHARAT HEAVY ELECTRICALS LTD	2020-21	23,645.92	-	-	-	74.77	74.77	23,5
5	WTP(Mechanical +civil)	ION EXCHANGE INDIA LTD, CLEANFLOW INDIA PVT LTD., PURITA WATER SOLUTIONS, FLOWMORE LTD & others	2020-21	286.75	-	-	-	-	-	2
6	CW Equipment	Kirloskar Brothers Ltd	2020-21	424.09	-	-	-	-	-	4
7	Station piping(Rotmag)	RAUNAQ EPC INTERNATIONGAL LTD	2020-21	50.08	-	-	-	-	-	
8	AHP	THE INDURE PVT. LTD, COTA, DROOSHRA Pdt. MELCO, C R DOCTOR, BRAY CONTROLS PVT LTD.	2020-21	1,245.95	-	-	-	15.87	15.87	1,2
9	CT Mechanical	PAHARPUR COOLING TOWERS LTD	2020-21	464.85	-	-	-	93.16	93.16	3
10	CT Package -Civil	PAHARPUR COOLING TOWERS LTD	2020-21	910.52	-	-	-	467.62	467.62	4
11	CHP (Mechanical)	ELECON EPC PROJECTS LTD	2020-21	2,160.86	-	-	-	260.28	260.28	1,9
12	CHP Package- Civil	ELECON EPC PROJECTS LTD	2020-21	657.83	-	-	-	-	-	6
13	AC&Ventilation	STERLING AND WILSON PVT LTD, FRICK India Limited, APPA ENTERPRIAE	2020-21	185.66	-	-	-	-	-	1
14	FIRE DETECTION & PROTECTION SYSTEM	Lloyd Insulations India Ltd	2020-21	301.12	-	-	-	-	-	3
15	C&I Package	BHARAT HEAVY ELECTRICALS LTD, JB POWER CONSULTANTS AND ENGINEERS	2020-21	775.86	-	-	-	109.83	109.83	6
16	Make Up Water Pipeline	JWIL INFRA LIMITED	2020-21	705.66	-	-	-	-	-	7
17	Electrical Equipment supply and erection package	SIEMENS LTD	2020-21	510.14	-	-	-	-	-	5
18	Supply of power and control cables	M P P K V V CO LTD, A G (JC)	2020-21	95.65	-	-	-	-	-	
19	Switch Yard Package	LARSEN & TOUBRO LTD & others	2020-21	186.74	-	-	-	126.73	126.73	
20	ERV HV transformers package	TOSHIBA TRANSMISSION & DISTRIBUTION	2020-21	114.01	-	-	-	106.47	106.47	
21	Power Transformers	ABB India Ltd	2020-21	730.23	-	-	-	12.84	12.84	7
22	Generator Breaker, Isoc Eq. & 34V Breaker Pack	BHARAT HEAVY ELECTRICALS LTD	2020-21	112.50	-	-	-	-	-	1
23	LT Switchgear Package	C&S ELECTRIC LTD	2020-21	160.38	-	-	-	-	-	1
24	MV Switchgear	BHARAT HEAVY ELECTRICALS LTD	2020-21	219.53	-	-	-	-	-	2
25	Permanent Railway Siding	KONKAN RAILWAY CORPORATION LTD, VARSHA ENGINEERS GROUP, BRIDGE & ROOF CO INDIA LTD	2020-21	458.84	-	-	-	-	-	4
26	CW System & Make-up Water System Civil Wor	SHANKARANARAYANA CONSTRUCTIONS, M/S PRAJAPATI	2020-21	101.54	-	-	-	-	-	1
27	ASH DYKE SUBHAS + IIT ROORKEE	Subhash Infra Engineers Pvt Ltd, RAINBOW GREENERS	2020-21	62.97	-	-	-	-	-	
28	Main township package	JMC Projects India Ltd, AK VERMA, PRABHU NATH SINGH, BR SHARMA, SUNIL SINGH, AKAR ISPEX PVT LTD, RAJLAXMI ENT, VIJAY ELECTRICALS	2020-21	523.78	-	-	-	4.62	4.62	5
29	Electrical Equipment supply and erection package	TATA POWER SOLAR SYSTEMS LTD	2020-21	86.83	-	-	-	5.70	5.70	
30	NON-EXTERNAL Electrification work) in town	NTPC GE POWER SERVICES PRIVATE, JMC Projects India Ltd	2020-21	63.18	-	-	-	-	-	
31	Main Plant CIVIL AND STRUCTURAL WORK	Bridge & Roof Co. (India) Ltd.	2020-21	-	-	-	-	-	-	
32	Balance Site leveling and Infrastructure package of	Bridge & Roof Co. (India) Ltd.	2020-21	726.55	-	-	-	-	-	7
33	MRDA	Misc.	2020-21	15.54	-	-	-	0.32	0.32	
34	OTHER MISC PACKAGES	NBCC, Bridge & Roof, & other misc agencies	2020-21	2,668.00	-	-	-	12.26	12.26	2,6
35	Unutilized ERV	Misc.	2020-21	3,123.36	-	-306.10	-	-	-	2,8
36	MRDA	QUADRANT MARKETING MILAN ENTERPRISES	2020-21	-	9.04	-	-	-	-	
37	AC&Ventilation	STERLING AND WILSON PVT LTD	2021-22	-	-	-	-	-	-	
38	AHP	Hindustan Rubber Industries, Abhishek Enterprises	2021-22	-	-	-	-	-	-	
39	CHP Package	Elecon EPC Project Ltd, Infratech Const.	2021-22	-	-	-	-	-	-	
40	CW Equipment	Kirloskar Brothers Ltd	2021-22	-	-	-	-	-	-	
41	FIRE DETECTION & PROTECTION SYSTEM	Lloyd Insulations India Ltd	2021-22	-	-	-	-	-	-	
42	Miscellaneous Civil Work	Shri dutki enterprises, B&S Const., HAR Const.	2021-22	-	-	-	-	-	-	
43	PERMANENT TOWNSHIP	DNV industrial sys pvt ltd, Sumas Engg	2021-22	-	-	-	-	-	-	
44	SG Package	BHEL, TULIP Traders	2021-22	-	-	-	-	-	-	

Statement of Liability Flow

Name of the Petitioner	**NTPC Limited**									
Generating Station	**Gadarwara**									
COD	**01.03.2021**									
Sr. no.	**Package Name**	**Vendor**	**Year of creation of Liability capitalized in Gross Block**	**Undischarged liability as on 28.02.2021/ 01.03.2021**	**Liability in additional capitalization for period 01.03.2021-31.03.2021**	**Contractor's ERV updation**	**Discharge during the Year 2020-21 (01.03.2021 - 31.03.2021)**		**Total Discharge**	**Undischarged Liability as on 31.03.2021**
45	STATION C&I PKG	BHEL	2021-22	-	-	-	-	-	-	
46	TG Package	BHEL DELHI	2021-22	-	-	-	-	-	-	
47	WTP	Bundelkhand Engg. BHEL	2021-22	-	-	-	-	-	-	
48	AHP & AWSS	Subhash Enterprises & WARDHAN ENGINEERING & INDUSTRIES	2022-23							
49	AUTOMATIC GENERATION CONTROL (AGC)	ABB India Limited	2022-23							
50	CW SYSTEM - CIVIL WORKS	R.K.KAR	2022-23							
51	IT Furniture Works	TOSHNIWAL INDUSTRIES PVT LTD	2022-23							
52	FIRE DETECTION & PROTECTION SYSTEM	TRI-PARULEX FIRE PROTECTION SYSTEMS	2022-23							
53	OFFSITE CIVIL WORKS	HAM Construction/DINESH CONSTRUCTION CO, AVINASH KUMAR, PJ ASSOCIATES & others	2022-23							
54	SG Package	BHEL	2022-23							
55	PERMANENT TOWNSHIP	SPA CARE	2022-23							
56	PERMANENT TOWNSHIP	SHAILESH ASSOCIATES	2022-23							
57	ASH HANDLING SYSTEM + HT BUNKER	Subhash Infra Engineers Pvt Ltd, SHRIYA&GURUKRIPA CONST	2023-24							
58	C&I Package	BHEL	2023-24							
59	CW Equipment	Kirloskar Brothers Ltd	2023-24							
60	CW SYSTEM - CIVIL WORKS	R.K.KAR	2023-24							
61	Miscellaneous Civil Work	HAM Construction	2023-24							
62	Main Plant & Offsite Civil Package (Other Misc Packages)	Bridge & Roof Co. (India) Ltd	2023-24							
63	Permanent Railway Siding	KONKAN RAILWAY CORPORATION LTD	2023-24							
64	SG Package	BHEL	2023-24							
65	TG Package	BHEL DELHI	2023-24							
66	Other Buildings (Township)	VARMA ENGINEERS GROUP	2023-24							
67	Other Buildings (Civic building)	AVINASH KUMAR	2023-24							
68	MGR track and signalling system	SE (EFA(C)	2023-24							
69	AC&Ventilation System	FRICK India Limited	2023-24							
70	Electrical Equipment supply and erection package	SIVASEW LIMITED, Lloyd Insulation	2023-24							
71	FIRE DETECTION & PROTECTION SYSTEM	Lloyd Insulations India Ltd	2023-24							
72	Other Buildings (Township lighting)	Textured Lighting Ltd	2023-24							
73	ESP Package	BHEL	2023-24							
74	AC & Ventilation	STERLING AND WILSON PVT LTD	2023-24							
75	Electrical Equipment supply and erection package	TATA POWER SED(nR SYSTEMS LTD	2023-24							
76	MBOAs (Plant & Machinery)	MELLCON ENGG. FLUID CHEM. TRANSHEAT TECH	2023-24							
77	MBOAs (Furniture & Fixtures)	K.K.ENTERPRISES	2023-24							
78	MBOAs (EDP, WPM, SAT,COM)	TRANS COMPUTERS PVT. LTD	2023-24							
79	MBOAs (Lab & Workshop eqpt)	ADVANCE SCIENTIFIC EQUIPMENT PVT	2023-24							
80	MBOAs (Communication eqp)	CREATIVE COMMUNICATION	2023-24							
81	MBOAs (Software)	CREATIVE COMMUNICATION	2023-24							
82	Capital Spares	Sanjeet Engg, INDUCTE, Kirloskar, SIBE, POWER, C & DOCTOR, DARLING PMP, CONTROL COMP, BOSCH, AEROMATIC ENGG, LAXMI HYD, HITACHI, SIEMENS, TLT TURBO, BHEL, PERKIN ELMER	2023-24							
	Total Calaimed/Allowed A			56,568.92	8.04	-306.10	-	1,266.38	1,266.38	54,9
B	**For RoE Eligible at Wt Avg Rate of Interest (WAROI)**									
	Total Claimed/Allowed B			-	-	-	-	-	-	
	Total Claimed/Allowed (A+B)			56,568.92	8.04	-306.10	-	1,266.38	1,266.38	54,9

Statement of Liability Flow

Name of the Petitioner	NTPC Limited								
Generating Station	Gadarwara								
COD	01.03.2021								
Sr. no.	Package Name	Vendor	Year of creation of Liability capitalized in Gross Block	Undischarged liability as on 28.02.2021/ 01.03.2021	Liability in additional capitalization for period 01.03.2021-31.03.2021	Contractor's ERV updation	Discharge during the Year 2020-21 (01.03.2021 - 31.03.2021)		Total Discharge	Undischarged Liability as on 31.03.2021
							Reversal	Discharge		
A	**For RoE eligible at normal rate**									
1	Land Including R & R	(R&R Provision/ Environment Aspect)	2020-21	2,016.16	-	-	-	2.68	2.68	2,0
2	TG Package	BHARAT HEAVY ELECTRICALS LTD, LYOD INSULATION INDIA LTD	2020-21	11,604.75	-	-	-	-	-	11,6
3	ESP Package	BHARAT HEAVY ELECTRICALS LTD	2020-21	5,626.03	-	-	-	-	-	5,6
4	SG Package	BHARAT HEAVY ELECTRICALS LTD	2020-21	23,645.92	-	-	-	74.77	74.77	23,5
5	WTP(Mechanical +civil)	ION EXCHANGE INDIA LTD, CLEANFLOW INDIA PVT LTD., PURITA WATER SOLUTIONS, FLOWMORE LTD & others	2020-21	286.75	-	-	-	-	-	2
6	CW Equipment	Kirloskar Brothers Ltd	2020-21	424.09	-	-	-	-	-	4
7	Station piping(Rotmag)	RAUNAQ EPC INTERNATIONGAL LTD	2020-21	50.08	-	-	-	-	-	
8	AHP	THE INDURE PVT. LTD, COTA, DROOSHRA Pdt. MELCO, C R DOCTOR, BRAY CONTROLS PVT LTD.	2020-21	1,245.99	-	-	-	15.87	15.87	1,2
9	CT Mechanical	PAHARPUR COOLING TOWERS LTD	2020-21	464.85	-	-	-	93.16	93.16	3
10	CT Package -Civil	PAHARPUR COOLING TOWERS LTD	2020-21	910.52	-	-	-	467.62	467.62	4
11	CHP (Mechanical)	ELECON EPC PROJECTS LTD	2020-21	2,160.86	-	-	-	260.28	260.28	1,9
12	CHP Package- Civil	ELECON EPC PROJECTS LTD	2020-21	657.83	-	-	-	-	-	6
13	AC&Ventilation	STERLING AND WILSON PVT LTD, FRICK India Limited, APPA ENTERPRIAE	2020-21	185.66	-	-	-	-	-	1
14	FIRE DETECTION & PROTECTION SYSTEM	Lloyd Insulations India Ltd	2020-21	301.12	-	-	-	-	-	3
15	C&I Package	BHARAT HEAVY ELECTRICALS LTD, JB POWER CONSULTANTS AND ENGINEERS	2020-21	775.86	-	-	-	109.83	109.83	6
16	Make Up Water Pipeline	JWIL INFRA LIMITED	2020-21	705.66	-	-	-	-	-	7
17	Electrical Equipment supply and erection package	SIEMENS LTD	2020-21	510.14	-	-	-	-	-	5
18	Supply of power and control cables	M P P K V V CO LTD, A G (JC)	2020-21	95.65	-	-	-	-	-	
19	Switch Yard Package	LARSEN & TOUBRO LTD & others	2020-21	186.74	-	-	-	126.73	126.73	
20	ERV HV transformers package	TOSHIBA TRANSMISSION & DISTRIBUTION	2020-21	114.01	-	-	-	108.47	108.47	
21	Power Transformers	ABB India Ltd	2020-21	730.23	-	-	-	12.84	12.84	7
22	Generator Breaker, Isoc Eq. & 34V Breaker Pack	BHARAT HEAVY ELECTRICALS LTD	2020-21	112.50	-	-	-	-	-	1
23	LT Switchgear Package	C&S ELECTRIC LTD	2020-21	160.38	-	-	-	-	-	1
24	MV Switchgear	BHARAT HEAVY ELECTRICALS LTD	2020-21	219.53	-	-	-	-	-	2
25	Permanent Railway Siding	KONKAN RAILWAY CORPORATION LTD, VARSHA ENGINEERS GROUP, BRIDGE & ROOF CO INDIA LTD	2020-21	458.84	-	-	-	-	-	4
26	CW System & Make-up Water System Civil Wor	SHANKARANARAYANA CONSTRUCTIONS, M N PRAJAPATI	2020-21	101.54	-	-	-	-	-	1
27	ASH DYKE SUBHAS + IIT ROORKEE	Subhash Infra Engineers Pvt Ltd, RAINBOW GREENERS	2020-21	62.97	-	-	-	-	-	
28	Main township package	JMC Projects India Ltd, AK VERMA, PRABHU NATH SINGH, BR SHARMA, SUNIL SINGH, AKAR ISPAT PVT LTD, RAJLAXMI ENT, VIJAY ELECTRICALS	2020-21	523.78	-	-	-	4.62	4.62	5
29	Electrical Equipment supply and erection package	TATA POWER SOLAR SYSTEMS LTD	2020-21	86.83	-	-	-	5.70	5.70	
30	NON-EXTERNAL Electrification work) at town	NTPC GE POWER SERVICES PRIVATE, JMC Projects India Ltd	2020-21	63.18	-	-	-	-	-	
31	Main Plant CIVIL AND STRUCTURAL WORK	Bridge & Roof Co. (India) Ltd.	2020-21	-	-	-	-	-	-	
32	Balance Site leveling and Infrastructure package at	Bridge & Roof Co. (India) Ltd.	2020-21	726.55	-	-	-	-	-	7
33	MRDA	Misc.	2020-21	15.54	-	-	-	0.32	0.32	
34	OTHER MISC PACKAGES	NBCC, Bridge & Roof, & other misc agencies	2020-21	2,668.00	-	-	-	12.26	12.26	2,6
35	Unutilized ERV	Misc.	2020-21	3,123.39	-	-306.10	-	-	-	2,8
36	MRDA	QUADRANT MARKETING MILAN ENTERPRISES	2020-21	-	9.94	-	-	-	-	
37	AC&Ventilation	STERLING AND WILSON PVT LTD	2021-22	-	-	-	-	-	-	
38	AHP	Hindustan Rubber Industries, Abhishek Enterprises	2021-22	-	-	-	-	-	-	
39	CHP Package	Elecon EPC Project Ltd. Infratech Const.	2021-22	-	-	-	-	-	-	
40	CW Equipment	Kirloskar Brothers Ltd	2021-22	-	-	-	-	-	-	
41	FIRE DETECTION & PROTECTION SYSTEM	Lloyd Insulations India Ltd	2021-22	-	-	-	-	-	-	
42	Miscellaneous Civil Work	Shri dutki enterprises, B&S Const., HAR Const.	2021-22	-	-	-	-	-	-	
43	PERMANENT TOWNSHIP	DAV industrial sys pvt ltd, Sumas Engg.	2021-22	-	-	-	-	-	-	
44	SG Package	BHEL, TULIP Traders	2021-22	-	-	-	-	-	-	

Statement of Liability Flow

Name of the Petitioner		NTPC Limited								
Generating Station		Gadarwara								
COD		01.03.2021								
Sr. no.	Package Name	Vendor	Year of creation of Liability capitalized in Gross Block	Undischarged liability as on 28.02.2021/ 01.03.2021	Liability in additional capitalization for period 01.03.2021-31.03.2021	Contractor's ERV updation	Discharge during the Year 2020-21 (01.03.2021 - 31.03.2021)		Total Discharge	Undischarged Liability as on 31.03.2021
45	STATION C&I PKG	BHEL	2021-22	-	-	-	-	-	-	
46	TG Package	BHEL DELHI	2021-22	-	-	-	-	-	-	
47	WTP	Bundelkhand Engg. BHEL	2021-22	-	-	-	-	-	-	
48	AHP & AWSS	Subhash Enterprises & WARDHAN ENGINEERING & INDUSTRIES	2022-23							
49	AUTOMATIC GENERATION CONTROL (AGC)	ABB India Limited	2022-23							
50	CW SYSTEM - CIVIL WORKS	R.K.KAR	2022-23							
51	IT Enrolon Works	TOSHNIWAL INDUSTRIES PVT LTD	2022-23							
52	FIRE DETECTION & PROTECTION SYSTEM	TRI-PARULEX FIRE PROTECTION SYSTEMS	2022-23							
53	OFFSITE CIVIL WORKS	HAM Construction/DINESH CONSTRUCTION CO, AVINASH KUMAR, PJ ASSOCIATES & others	2022-23							
54	SG Package	BHEL	2022-23							
55	PERMANENT TOWNSHIP	SPA CARE	2022-23							
56	PERMANENT TOWNSHIP	SHAILESH ASSOCIATES	2022-23							
57	ASH HANDLING SYSTEM + ITS BUILDING	Sattosh Infra Engineers Pvt Ltd, SHRIYA&GURUKRIPA CONST	2023-24							
58	C&I Package	BHEL	2023-24							
59	CW Equipment	Kirloskar Brothers Ltd	2023-24							
60	CW SYSTEM - CIVIL WORKS	R.K.KAR	2023-24							
61	Miscellaneous Civil Work	HAM Construction	2023-24							
62	Main Plant & Offsite Civil Package (Other Misc Packages)	Bridge & Roof Co. (India) Ltd	2023-24							
63	Permanent Railway Siding	KOREAN RAILWAY CORPORATION LTD	2023-24							
64	SG Package	BHEL	2023-24							
65	TG Package	BHEL DELHI	2023-24							
66	Other Buildings (Township)	VARMA ENGINEERS GROUP	2023-24							
67	Other Buildings (Civic building)	AVINASH KUMAR	2023-24							
68	MGR track and signalling system	SE (EFA(C)	2023-24							
69	ACR/Ventilation System	FRICK India Limited	2023-24							
70	Electrical Equipment supply and erection package	SIVASEW LIMITED, Lloyd Insulation	2023-24							
71	FIRE DETECTION & PROTECTION SYSTEM	Lloyd Insulations India Ltd	2023-24							
72	Other Buildings (Township lighting)	Textured Lighting Ltd	2023-24							
73	ESP Package	BHEL	2023-24							
74	AC & Ventilation	STERLING AND WILSON PVT LTD	2023-24							
75	Electrical Equipment supply and erection package	TATA POWER SED(nR SYSTEMS LTD	2023-24							
76	MBOAs (Plant & Machinery)	MELLCON ENGG. FLUID CHEM. TRANSHEAT TECH	2023-24							
77	MBOAs (Furniture & Fixtures)	K.K.ENTERPRISES	2023-24							
78	MBOAs (EDP, WPM, SAITCOM)	TEAM COMPUTERS PVT. LTD	2023-24							
79	MBOAs (Lab & Workshop eqpt)	ADVANCE SCIENTIFIC EQUIPMENT PVT	2023-24							
80	MBOAs (Communication eqp)	CREATIVE COMMUNICATION	2023-24							
81	MBOAs (Software)	CREATIVE COMMUNICATION	2023-24							
82	Capital Spares	Sanjeet Engg. INDUCTI, Kirloskar, BHL POWER, C & D DOCTOR, DARLING PMP, CONTROL COMP, BOSCH, AEROMATIC ENGG, LAXMI HYD, HITACHI, SIEMENS, TLT TURBO, BHEL, PERKIN ELMER	2023-24							
	Total Calaimed/Allowed A			56,568.92	8.04	-306.10	-	1,266.38	1,266.38	54,9
B	**For RoE Eligible at Wt Avg Rate of Interest (WAROI)**									
	Total Claimed/Allowed B			-	-	-	-	-	-	
	Total Claimed/Allowed (A+B)			56,568.92	8.04	-306.10	-	1,266.38	1,266.38	54,9

Summary of issue involved in the petition						PART 1 FORM-T
1	Petitioner: NTPC Limited					
2	Subject: Determination of Tariff for Gadarwara STPS (2x800 MW) from actual station COD to 31.03.2024.					
3	Prayers: i) Approve revised tariff of Gadarwara STPS for the tariff period 2019-24 as per provision of Regulation 13 of Tariff Regulations 2019. ii) Allow the Petitioner to recover the additional O&M cost for ash transportation. iii) Allow the reimbursement of water charges, capital spares and security expenses for the instant station, as claimed by the Petitioner. iv) Pass any other order as it may deem fit in the circumstances mentioned above.					
4	Respondents Seven(6) no. respondents					
	Name of Respondents					
5	1.MSEDCL, Maharashtra 2.GUVNL, Gujarat 3.MPPMCL, Madhya Pradesh 4. CSPDCL, Chhattisgarh 5.Electricity Deptt, Goa 6.DNHDDPCL					
	Commissioning					
	Claim			2020-21 (01.03.2021-31.03.2021)	2021-22	2022-23	2023-24
	AFC (Rs Lakh)			233149.08	232322.92	351391.26	267816.57
	Capital cost Claimed						
	Initial spare			358.59	1534.63	3,029.51	2,512.77
	NAPAF (Gen)	85%					
	Any Specific						

Petitioner

Non Tariff Income to be shared with Beneficiaries for the FY 2019-20

(Amount in Rs.)

S.No.	Name	Net Non Tariff Income for sharing	Income to be shared (50%)
1	Singrauli Super Thermal Power	8,80,20,860	4,40,10,400
2	Rihand Superthermal Power Proj	6,15,01,782	3,07,50,900
3	Unchahar Super Thermal Power P	4,47,53,180	2,23,76,600
4	Tanda Thermal Power Project	1,48,23,073	74,11,500
5	National Capital Dadrithermal	8,52,54,973	4,26,27,500
6	Auraiya Gas Power Project	84,13,319	42,06,700
7	Anta Gas Power Project	32,82,586	16,41,300
8	Dadri Gas Power Project	13,97,322	6,98,700
9	Faridabad Gas Power Project	30,70,536	15,35,300
10	Korba Super Thermal Power Proj	6,74,87,816	3,37,43,900
11	Vindhyachal Super Thermal Powe	7,74,57,634	3,87,28,800
12	Sipat Super Thermal Power Proj	4,82,42,738	2,41,21,400
13	Kawasgas Power Project	26,06,908	13,03,500
14	Gandhargas Power Project	37,63,661	18,81,800
15	Farakka Super Thermal Power Pr	6,28,10,342	3,14,05,200
16	Kahalgaon Super Thermal Power	6,22,08,912	3,11,04,500
17	Talcher Super Thermal Power Pr	7,89,64,647	3,94,82,300
18	Talcher Tps	50,78,899	25,39,400
19	Barh Thermal Power Plant	1,48,46,724	74,23,400
20	Ramagundam Super Thermal Power	10,25,17,464	5,12,58,700
21	Simhadri Thermal Power Project	4,16,22,169	2,08,11,100
22	Koldam Hydro Project	15,54,098	7,77,000
23	Bongaigaon	27,66,976	13,83,500
24	Mauda	3,18,44,957	1,59,22,500
25	Solapur STPP	1,35,15,046	67,57,500
26	Kudgi STPP	3,13,50,897	1,56,75,400
27	Lara STPP	18,33,788	9,16,900
28	Gadarwara Super Th Power Plant	32,44,086	16,22,000
29	Darlipalli	2,79,151	1,39,600
30	Khargone	6,35,800	3,17,900
31	Barauni Thermal Power Station	18,11,361	9,05,700
	Total	**96,69,61,707**	**48,34,80,900**

For
Management (NTPC)

Thota Vinod Kumar
AGM (Finance Commercial)

For Tanmaya S. Pradhan & Co.
(Cost Accountants)

For Tanmaya S. Pradhan & Co.
Cost Accountants
CMA Tanmaya S. Pradhan
(Partner)
Membership No. 17590

CMA Tanmaya S. Pradhan
(Partner)
M.No. 17590

Non- Tariff Income to be shared with Beneficiary for the year 2020-21

Amount in ₹

S.No.	Station Name	Net Non- Tariff Income to be considered for Sharing	Non- tariff Income to be shared (50%)
1	Singrauli Super Thermal Power Station	9,25,15,000	4,62,57,500
2	Rihand Superthermal Power Project- Stage 1	5,74,34,400	2,87,17,200
3	Rihand Superthermal Power Project- Stage 2	5,74,34,400	2,87,17,200
4	Rihand Superthermal Power Project- Stage 3	5,74,34,400	2,87,17,200
5	Unchahar Super Thermal Power Project- Stage 1	1,34,20,003	67,10,001
6	Unchahar Super Thermal Power Project- Stage 2	1,34,20,003	67,10,001
7	Unchahar Super Thermal Power Project- Stage 3	67,10,001	33,55,001
8	Unchahar Super Thermal Power Project- Stage 4	1,59,76,194	79,88,097
9	Tanda Thermal Power Project- Stage 1	43,01,840	21,50,920
10	Tanda Thermal Power Project- Stage 2	64,52,760	32,26,380
11	National Capital Dadri thermal- Stage 1	3,40,87,292	1,70,43,646
12	National Capital Dadri thermal- Stage 2	3,97,68,508	1,98,84,254
13	Auraiya Gas Power Project	64,19,200	32,09,600
14	Anta Gas Power Project	34,76,400	17,38,200
15	Dadri Gas Power Project	11,87,800	5,93,900
16	Faridabad Gas Power Project	21,35,800	10,67,900
17	Korba Super Thermal Power Project- Stage 1 & 2	9,14,44,015	4,57,22,008
18	Korba Super Thermal Power Project- Stage 3	2,17,72,385	1,08,86,192
19	Vindhyachal Super Thermal Power Project- Stage 1	4,76,95,182	2,38,47,591
20	Vindhyachal Super Thermal Power Project- Stage 2	3,78,53,319	1,89,26,660
21	Vindhyachal Super Thermal Power Project- Stage 3	3,78,53,319	1,89,26,660
22	Vindhyachal Super Thermal Power Project- Stage 4	3,78,53,319	1,89,26,660
23	Vindhyachal Super Thermal Power Project- Stage 5	1,89,26,660	94,63,330
24	Sipat Super Thermal Power Project- Stage 2	79,70,872	39,85,436
25	Sipat Super Thermal Power Project- Stage 1	1,57,82,328	78,91,164
26	Kawaigas Power Project	49,60,400	24,80,200
27	Gandhargas Power Project	31,29,800	15,64,900
28	Farakka Super Thermal Power Project- Stage 1 & 2	5,80,53,638	2,90,26,819
29	Farakka Super Thermal Power Project- Stage 3	1,81,41,762	90,70,881
30	Kahalgaon Super Thermal Power- Stage 1	96,95,036	48,47,518
31	Kahalgaon Super Thermal Power Station- Stage 2	1,73,12,564	86,56,282
32	Talcher Super Thermal Power Project- Stage 1	1,40,80,467	70,40,233
33	Talcher Super Thermal Power Project- Stage 2	2,81,60,933	1,40,80,467
34	Talcher Tps	70,69,200	35,34,600
35	Barh Thermal Power Plant- Stage 2	1,61,00,800	80,50,400
36	Ramagundam Super Thermal Power- Stage 1 & 2	6,03,47,700	3,01,73,850
37	Ramagundam Super Thermal Power- Stage 3	1,43,68,500	71,84,250
38	Simhadri Thermal Power Project- Stage 1	3,93,80,400	1,96,90,200
39	Simhadri Thermal Power Project- Stage 2	3,93,80,400	1,96,90,200
40	Kolidam Hydro Project	10,93,200	5,46,600
41	Bongaigaon	1,37,83,200	68,91,600
42	Mauda	1,18,21,638	59,10,819
43	Mauda- Stage 2	1,56,04,562	78,02,281
44	Solapur STPP	1,36,52,400	68,26,200
45	Rudp STPP	60,87,800	30,43,900
46	Lara STPP	62,24,800	31,12,400
47	Gadarwara Super Th Power Plant	1,07,29,600	53,64,800
48	Darlipalli	55,00,200	27,50,100
49	Khargone	78,86,800	39,43,400
50	Barauni Thermal Power Station- Stage 1	16,91,800	8,45,900
51	Barauni Thermal Power Station- Stage 2	38,45,000	19,22,500
	Total	1,15,74,28,000	57,87,14,000

For Management (NTPC)

Thota Vinod Kumar
AGM (Finance Commercial)

For R.M. Bansal
Cost Accountants
FRN- 000022

R.M. Bansal & Co. FRN 000022 Cost Accountants

(Shri R.M. Bansal)
(Partner)
M.No. 3323

UDIN21053232215R7VKJW7
Date_03-12-21

NTPC Ltd.

Non- Tariff Income to be shared with Beneficiary for the year 2021-22

Amount in ₹

S.No.	Station Name	Net Non- Tariff Income to be considered for Sharing	Non- tariff Income to be shared (50%)
1	Singrauli Super Thermal Power Station	11,18,44,600	5,59,22,300
2	Rihand Superthermal Power Project- Stage 1	4,50,25,800	2,25,12,900
3	Rihand Superthermal Power Project- Stage 2	4,50,25,600	2,25,12,800
4	Rihand Superthermal Power Project- Stage 3	4,50,25,600	2,25,12,800
5	Unchahar Super Thermal Power Project- Stage 1	1,92,11,400	96,05,700
6	Unchahar Super Thermal Power Project- Stage 2	1,92,11,600	96,05,800
7	Unchahar Super Thermal Power Project- Stage 3	96,05,800	48,02,900
8	Unchahar Super Thermal Power Project- Stage 4	2,28,71,000	1,14,35,500
9	Tanda Thermal Power Project- Stage 1	84,17,000	42,08,500
10	Tanda Thermal Power Project- Stage 2	2,21,02,400	1,10,51,700
11	National Capital Dadri thermal- Stage 1	57,01,200	28,50,600
12	National Capital Dadri thermal- Stage 2	2,55,13,400	1,27,56,700
13	Auraiya Gas Power Project	61,54,800	30,77,400
14	Anta Gas Power Project	68,72,400	34,36,200
15	Dadri Gas Power Project	11,55,400	5,77,700
16	Faridabad Gas Power Project	29,28,400	14,59,200
17	Korba Super Thermal Power Project- Stage 1 & 2	11,87,75,200	5,93,87,600
18	Korba Super Thermal Power Project- Stage 3	2,82,79,800	1,41,39,900
19	Vindhyachal Super Thermal Power Project- Stage 1	4,54,69,000	2,27,34,500
20	Vindhyachal Super Thermal Power Project- Stage 2	3,60,86,600	1,80,43,300
21	Vindhyachal Super Thermal Power Project- Stage 3	3,60,86,600	1,80,43,300
22	Vindhyachal Super Thermal Power Project- Stage 4	3,60,86,600	1,80,43,300
23	Vindhyachal Super Thermal Power Project- Stage 5	1,80,43,200	90,21,600
24	Sipat Super Thermal Power Project- Stage 2	1,40,72,800	70,36,400
25	Sipat Super Thermal Power Project- Stage 1	2,79,64,400	1,39,32,200
26	Kawargas Power Project	47,13,800	23,56,900
27	Gandhargas Power Project	77,01,000	38,50,500
28	Farakka Super Thermal Power Project- Stage 1 & 2	3,28,32,600	1,64,16,300
29	Farakka Super Thermal Power Project- Stage 3	1,02,60,200	51,30,100
30	Kahalgaon Super Thermal Power- Stage 1	2,10,90,600	1,05,45,300
31	Kahalgaon Super Thermal Power Station- Stage 2	3,76,62,000	1,88,31,000
32	Talcher Super Thermal Power Project- Stage 1	2,79,63,800	1,39,81,900
33	Talcher Super Thermal Power Project- Stage 2	5,59,27,400	2,79,63,700
34	Barh Thermal Power Plant- Stage 1	72,95,000	36,47,500
35	Barh Thermal Power Plant- Stage 2	1,80,38,600	1,90,19,300
36	Ramagundam Super Thermal Power- Stage 1 & 2	9,06,48,600	4,53,24,300
37	Ramagundam Super Thermal Power- Stage 3	2,15,83,200	1,07,91,600
38	Simhadri Thermal Power Project- Stage 1	3,46,84,000	1,73,42,000
39	Simhadri Thermal Power Project- Stage 2	3,46,84,000	1,73,42,000
40	Kuldam Hydro Project	27,14,600	13,57,300
41	Bongaigaon	66,83,200	33,41,600
42	Mauda	98,34,200	49,17,100
43	Mauda- Stage 2	1,29,81,000	64,90,500
44	Solapur STPP	2,45,76,400	1,22,88,200
45	Kudgi STPP	73,77,800	36,88,900
46	Lara STPP	1,40,40,000	70,20,000
47	Gadarwara Super Th Power Plant	1,03,03,000	51,51,500
48	Darlipalli	2,38,38,000	1,19,19,000
49	Khargone	1,06,69,800	53,34,900
50	Barauni Thermal Power Station- Stage 1	56,17,800	28,08,900
51	Barauni Thermal Power Station- Stage 2	1,80,49,800	90,24,900
	Total	1,32,93,92,800	66,45,96,400

For
Management (NTPC)

Thota Vinod Kumar
GM (Finance Commercial)

For R.M. Bansal
Cost Accountants
FRN 000022

Shri R.M. Bansal
(Partner)
Membership No. 3323

UDIN 22033232ZDHSW9F2CL
Date - 07-06-22

NTPC Ltd.

Non- Tariff Income to be shared with Beneficiary for the year 2022-23

Amount in ₹

S.No.	Station Name	Net Non- Tariff income to be considered for Sharing	Non- tariff income to be shared (50%)
1	Singrauli Super Thermal Power Station	4,37,94,600	2,18,97,300
2	Rihand Superthermal Power Project- Stage 1	8,10,26,600	4,05,13,300
3	Rihand Superthermal Power Project- Stage 2	8,10,26,400	4,05,13,200
4	Rihand Superthermal Power Project- Stage 3	8,10,26,400	4,05,13,200
5	Unchahar Super Thermal Power Project- Stage 1	56,58,600	28,29,300
6	Unchahar Super Thermal Power Project- Stage 2	56,58,600	28,29,300
7	Unchahar Super Thermal Power Project- Stage 3	28,29,400	14,14,700
8	Unchahar Super Thermal Power Project- Stage 4	67,36,400	33,68,200
9	Tanda Thermal Power Project- Stage 1	41,25,200	20,62,600
10	Tanda Thermal Power Project- Stage 2	1,23,75,800	61,87,900
11	National Capital Dadri thermal- Stage 1	14,31,94,600	7,15,97,300
12	National Capital Dadri thermal- Stage 2	16,70,60,400	8,35,30,200
13	Auraiya Gas Power Project	32,34,200	16,17,100
14	Anta Gas Power Project	56,49,000	28,24,500
15	Dadri Gas Power Project	9,89,800	4,94,900
16	Faridabad Gas Power Project	25,66,400	12,83,200
17	Korba Super Thermal Power Project- Stage 1 & 2	9,95,17,600	4,97,58,800
18	Korba Super Thermal Power Project- Stage 3	2,36,94,600	1,18,47,300
19	Vindhyachal Super Thermal Power Project- Stage 1	4,18,19,600	2,09,09,800
20	Vindhyachal Super Thermal Power Project- Stage 2	3,31,90,400	1,65,95,200
21	Vindhyachal Super Thermal Power Project- Stage 3	3,31,90,400	1,65,95,200
22	Vindhyachal Super Thermal Power Project- Stage 4	3,31,90,400	1,65,95,200
23	Vindhyachal Super Thermal Power Project- Stage 5	1,65,95,200	82,97,600
24	Sipat Super Thermal Power Project- Stage 2	6,76,15,400	3,38,07,700
25	Sipat Super Thermal Power Project- Stage 1	13,38,78,600	6,69,39,300
26	Kawasgas Power Project	43,10,200	21,55,100
27	Gandhargas Power Project	11,39,000	5,69,500
28	Farakka Super Thermal Power Project- Stage 1 & 2	3,78,23,800	1,89,11,900
29	Farakka Super Thermal Power Project- Stage 3	1,18,20,000	59,10,000
30	Kahalgaon Super Thermal Power- Stage 1	3,91,41,600	1,95,70,800
31	Kahalgaon Super Thermal Power Station- Stage 2	6,98,95,800	3,49,47,900
32	Talcher Super Thermal Power Project- Stage 1	8,41,67,200	4,20,83,600
33	Talcher Super Thermal Power Project- Stage 2	16,83,34,400	8,41,67,200
34	Barh Thermal Power Plant- Stage 1	63,50,600	31,75,300
35	Barh Thermal Power Plant- Stage 2	1,27,01,200	63,50,600
36	Ramagundam Super Thermal Power- Stage 1 & 2	8,37,34,400	4,18,67,200
37	Ramagundam Super Thermal Power- Stage 3	1,99,36,800	99,68,400
38	Simhadri Thermal Power Project- Stage 1	1,64,29,600	82,14,800
39	Simhadri Thermal Power Project- Stage 2	1,64,29,600	82,14,800
40	Koldam Hydro Project	10,94,800	5,47,400
41	Bongaigaon	1,22,73,000	61,36,500
42	Mauda	2,06,96,800	1,03,48,400
43	Mauda- Stage 2	2,73,19,800	1,36,59,900
44	Solapur STPP	1,50,01,400	75,00,700
45	Kudgi STPP	1,40,90,000	70,45,000
46	Lara STPP	2,28,88,600	1,14,44,300
47	Gadarwara Super Th Power Plant	2,19,91,000	1,09,95,500
48	Darlipalli	59,85,200	29,92,600
49	Khargone	27,03,000	13,51,500
50	Barauni Thermal Power Station- Stage 1	16,87,200	8,43,600
51	Barauni Thermal Power Station- Stage 2	76,69,400	38,34,700
52	Nabinagar Super Thermal Power Station Stage 1	5,90,19,400	2,95,09,700
53	Muzaffarpur TPS (Kanti) -Stage 2	28,39,600	14,19,800
		1,91,71,18,000	**99,85,59,000**

For
Management (NTPC)

Thota Vinod Kumar
GM (Finance Commercial)

For R.J. Goel & Co.,
Cost Accountants

(Hari Krishan Goel)
Partner
Membership No. 14256

02-06-2023

UDIN: 23142562Z256BFOHJSM

S. DHAL & CO.
COST ACCOUNTANTS

NTPC Limited

Non-tariff income to be shared with beneficiaries for the year 2023-24

Sl No.	Station Name	Net Non-tariff income to be considered for sharing	Non-tariff income to be shared (50%)
1	Singrauli Super Thermal Power Station	25,64,04,400	12,82,02,200
2	Rihand Superthermal Power Project- Stage 1	6,32,12,600	3,16,06,300
3	Rihand Superthermal Power Project- Stage 2	6,32,12,800	3,16,06,400
4	Rihand Superthermal Power Project- Stage 3	6,32,12,600	3,16,06,300
5	Unchahar Super Thermal Power Project- Stage 1	1,13,29,000	56,64,500
6	Unchahar Super Thermal Power Project- Stage 2	1,13,29,000	56,64,500
7	Unchahar Super Thermal Power Project- Stage 3	56,64,600	28,32,300
8	Unchahar Super Thermal Power Project- Stage 4	1,34,87,000	67,43,500
9	Tanda Thermal Power Project- Stage 1	1,13,93,600	56,96,800
10	Tanda Thermal Power Project- Stage 2	1,41,80,600	70,90,300
11	National Capital Dadri thermal- Stage 1	8,89,64,800	4,44,82,400
12	National Capital Dadri thermal- Stage 2	10,37,92,600	5,18,96,300
13	Auraiya Gas Power Project	15,60,600	7,80,300
14	Anta Gas Power Project	15,59,000	7,79,500
15	Dadri Gas Power Project	6,11,400	3,05,700
16	Faridabad Gas Power Project	54,37,200	27,18,600
17	Korba Super Thermal Power Project- Stage 1 & 2	16,04,42,400	8,02,21,200
18	Korba Super Thermal Power Project- Stage 3	3,82,00,600	1,91,00,300
19	Vindhyachal Super Thermal Power Project- Stage 1	3,31,80,800	1,65,90,400
20	Vindhyachal Super Thermal Power Project- Stage 2	2,63,34,000	1,31,67,000
21	Vindhyachal Super Thermal Power Project- Stage 3	2,63,34,000	1,31,67,000
22	Vindhyachal Super Thermal Power Project- Stage 4	2,63,34,000	1,31,67,000
23	Vindhyachal Super Thermal Power Project- Stage 5	1,31,67,000	65,83,500
24	Sipat Super Thermal Power Project- Stage 2	4,76,49,600	2,38,24,800
25	Sipat Super Thermal Power Project- Stage 1	9,43,46,000	4,71,73,000
26	Kawas Gas Power Project	41,55,200	20,77,600
27	Gandhar Gas Power Project	65,43,000	32,71,500
28	Farakka Super Thermal Power Project- Stage 1 & 2	5,83,48,200	2,91,74,100
29	Farakka Super Thermal Power Project- Stage 3	1,82,33,800	91,16,900
30	Kahalgaon Super Thermal Power- Stage 1	3,65,40,400	1,82,70,200
31	Kahalgaon Super Thermal Power Station- Stage 2	6,52,50,600	3,26,25,300
32	Talcher Super Thermal Power Project- Stage 1	4,90,71,000	2,45,35,500
33	Talcher Super Thermal Power Project- Stage 2	9,81,42,200	4,90,71,100
34	Barh Thermal Power Plant- Stage 1	1,34,12,400	67,06,200
35	Barh Thermal Power Plant- Stage 2	1,60,95,000	80,47,500
36	North Karanpura STPS	1,83,41,200	91,70,600
37	Ramagundam Super Thermal Power- Stage 1 & 2	13,53,93,200	6,76,96,600
38	Ramagundam Super Thermal Power- Stage 3	3,22,36,400	1,61,18,200
39	Simhadri Thermal Power Project- Stage 1	1,76,31,400	88,15,700
40	Simhadri Thermal Power Project- Stage 2	1,76,31,400	88,15,700
41	Koldam Hydro Project	19,81,000	9,90,500
42	Bongaigaon	3,12,54,000	1,56,27,000
43	Mauda	1,29,51,400	64,75,700
44	Mauda- Stage 2	1,70,96,000	85,48,000
45	Solapur STPP	1,84,92,800	92,46,400
46	Kudgi STPP	5,41,77,800	2,70,88,900
47	Lara STPP	4,88,51,000	2,44,25,500
48	Gadarwara Super Th Power Plant	1,58,01,400	79,00,700
49	Darlipalli	2,40,40,000	1,20,20,000
50	Khargone	1,24,11,000	62,05,500
51	Barauni Thermal Power Station- Stage 1	93,82,000	46,91,000
52	Barauni Thermal Power Station- Stage 2	4,26,45,200	2,13,22,600
53	Nabinagar Super Thermal Power Station Stage 1	2,05,53,600	1,02,76,800
54	Muzaffarpur TPS (Kanti) -Stage 2	64,30,800	32,15,400
		2,10,44,33,600	**1,05,12,16,800**

For
Management (NTPC)

Thota Vinod Kumar
GM (Finance Commercial)

For S. Dhal & Co.,
Cost Accountants

(Sailabala Dhal)
Partner
Membership No. 22835

UDIN - 24228352ZZ2V33V8100

Bhubaneswar | Kolkata | Bangalore | Mumbai | Ghaziabad

		Format-B
AUDITOR CERTIFICATE		
Station:	**Gadarwara Super Thermal Power Station**	
Month:	Apr-2022 to Mar-2023	
S. No	**Details**	**Amount (in Rs. Cr.)**
1	Cumulative Ash transportation expenditure incurred (as per MOEF&CC Notification dt. 31.12.2021) including any adjustments in respect of any prior months. Such expenditure shall include liability, if any. **(X)**	147.5494570
2A	Opening balance of ash sale revenue as on 01.04.2022 **(O)**	0
2B	Cumulative Ash sale revenue / proceeds received including any adjustments in respect of any prior months. **(Y)**	0.1274580
3	Cumulative Net Ash transportation expenses of Station **(Z= X-Y-O)**	147.4219990
4	Billable Cumulative ash transportation expenses of Station **(A = Z * F * 0.9)**	132.6797989
Gadrawara Stage-1		
5.1	Billable Cumulative Ash transportation expenses of Commercial Stage **(C = A * Cum SG Commercial stage / Cum SG station)**	132.6797989
6.1	Cumulative Ash transportation expenses billed to beneficiary N	B_N = Cum $SG_{beneficiaryN}$ / Cum SG $_{commercial\ stage}$ * [C]
	CHATTISGARH	8.0203641
	DNH-DD	8.5759679
	GOA	1.9180696
	GUJARAT	31.2748988
	MAHARASHTRA	13.5319470
	MP	66.2600600
	NDMC	0.2024968
	PDD J&K	0.8633429
	TSNPDCL-NSM	0.3489877
	TSSPDCL-NSM	0.8360751
	UP	0.3697360
	UTTARAKHAND	0.0526781
	WR NVVN COAL	0.4249549

For
Management (NTPC)

Thota Vinodh Kumar
General Manager (Finance)

For **R. J. Goel & Co.,**
Cost Accountants

(Hari Krishan Goel)
Partner
M/Ship No.: 14256

25-05-23

UDIN: 23142562ZZJRZ5XM6WM

		Format-B
	AUDITORCERTIFICATE	
Station:	**GadarwaraSuperThermalPowerStation**	
Month:	Apr-2023toMar-2024	
S.No	**Details**	**Amount(inRs.Cr.)**
1	CumulativeAshtransportationexpenditureincurred(asperMOEF&CCNotification dt. 31.12.2021) including any adjustments in respect of any priormonths.Suchexpenditureshallincludeliability,ifany.**(X)**	230.8131429
2A	Openingbalanceofashsalerevenueason01.04.2022**(O)**	0
2B	CumulativeAshsalerevenue/proceedsreceivedincludinganyadjustmentsin respectofanypriormonths.**(Y)**	0.0245705
3	CumulativeNetAshtransportationexpensesofStation**(Z=X-Y-O)**	230.7885724
4	BillableCumulativeashtransportationexpensesofStation **(A=Z*F*0.9)**	207.7097152
GadrawaraStage-1		
5.1	BillableCumulativeAshtransportationexpensesofCommercialStage **(C=A*CumSGCommercialstage/CumSGstation)**	207.7097155
6.1	CumulativeAshtransportationexpensesbilledtobeneficiaryN	B_N=$CumSG_{beneficiaryN}$/$CumSG_{commercialstage}$*[C]
	CHATTISGARH	17.0975867
	DNH-DD	15.2368528
	GOA	2.8541842
	GRIDCO	0.0443255
	GUJARAT	50.7523846
	MAHARASHTRA	16.0881913
	MP	101.0249918
	NBPDCL-NTPC	0.0024962
	NDMC	0.1019475
	PDDJ&K	1.3882258
	SBPDCL-NTPC	0.0029299
	TSNPDCL-NSM	0.6119888
	TSSPDCL-NSM	1.4661505
	UP	0.3012870
	WRNVVNCOAL	0.7361729

For
Management(NTPC)

ThotaVinodhKumar
GeneralManager(Finance)

For
DATTA GHOSH BHATTACHARYA & ASSOCIATES

CMA SUBHENDU DATTA
Sr. PARTNER
UDIN NO :2418434A1ANXBPYPEX
M/18434
Date : 08.06.2024

Datta, Ghosh, Bhattacharya & Associates * Cost Accountants * Kolkata

Form-15	Form-15	Form-15

Details/Information to be submitted in respect of Fuel for Computation of Energy Charges

Name of the Petitioner:- **NTPC Ltd.**

Name of the Generating Station: GADARWARA STAGE I

Month:-

S.No.	Particulars	Unit	Oct-19		Nov-19		Dec-19	
			Domestic Coal	Imported Coal	Domestic Coal	Imported Coal	Domestic Coal	Imported Coal
			(i)	(ii)	(i)	(ii)	(i)	(ii)
1	Opening Stock of Coal	(MT)	3,53,427.93	-	2,49,377.35	-	3,01,081.80	-
2	Value of Opening Stock	(Rs.)	1,53,11,45,939.35	-	1,02,18,00,347.64	-	1,23,66,92,228.27	-
3	Quantity of Coal/lignite supplied by Coal/lignite Company	(MT)	19,099.21	-	52,101.26	-	67,823.70	-
4	Adjustment (-) in quantity supplied by Coal/Lignite Company	(MT)	-	-	-	-	-	-
5	Coal Supplied by Coal /Lignite Company (3-4)	(MT)	19,099.21	-	52,101.26	-	67,823.70	-
6	Normative transit & Handling losses (for Coal / Lignite based projects)	(MT)	152.79	-	416.81	-	542.59	-
7	Net Coal / Lignite supplied (5-6)	(MT)	18,946.42	-	51,684.45	-	67,281.11	-
8	Amount Charged by the Coal/Lignite Company	(Rs.)	7,50,21,948.00	-	12,02,31,646.00	-	13,92,79,258.40	-
9	Adjustment (+/-) in amount charged by Coal/Lignite Company	(Rs.)	(35,46,988.00)	-	35,27,104.00	-	(74,86,424.00)	-
10	Handling, Sampling & Such other similar charges	(Rs.)	2,97,469.29		54,73,921.97		84,97,767.67	
11	Total Amount Charged (8+9+10)	(Rs.)	7,17,72,469.29	-	12,92,32,673.97	-	14,02,90,602.07	-
12	Transportation charges by Rail/Ship/Road Transport	(Rs.)	2,79,09,900.38		8,58,59,208.66		12,34,52,851.00	
13	Adjustment (+/-) in amount charged by Rail/Ship/Road Company	(Rs.)	-		-		-	
14	Demurrage charges , if any	(Rs.)	-		-		-	
15	Cost of diesel in transporting coal through MGR system if applicable	(Rs.)	-		-		-	
16	Total Transportation Charges (12-13+14+15)	(Rs.)	2,79,09,900.38	-	8,58,59,208.66	-	12,34,52,851.00	-
17	Total amount charged for Coal/Lignite supplied including transportation (11+16)	(Rs.)	9,96,82,369.67	-	21,50,91,880.63	-	26,37,43,453.07	-
18	Landed cost of coal/Lignite (2+17) / (1+7)	Rs./MT	4,379.54	-	4,108.43	-	4,074.02	-
19	Blending Ratio (Domestic / Imported)		1.00	-	1.00	-	1.00	-
20	Weighted Average Cost of Coal/Lignite For the month	Rs./MT	4379.54		4108.43		4074.02	
21	GCV of Domestic Coal of the opening coal stock as per bill of Coal Company, EQ Basis	(kcal/kg)	4523		4558		4574	
22	GCV of Domestic Coal supplied as per bill of Coal Company, EQ Basis	(kcal/kg)	4501		4851		4561	
23	GCV of Imported Coal of the opening stock as per bill Coal Company, AD Basis	(kcal/kg)		NA		NA		NA
24	GCV of Imported Coal supplied as per bill Coal Company , AD Basis	(kcal/kg)		NA		NA		NA
25	Weighted average GCV of coal/ Lignite as Billed	(kcal/kg)	4523		4574		4572	
26	GCV of Domestic Coal of the opening stock as received at Station, TM Basis	(kcal/kg)	3214		3264		3323	
27	GCV of Domestic Coal supplied as received at Station , TM Basis	(kcal/kg)	3208		3604		3479	
28	GCV of Imported Coal of opening stock as received at Station , TM Basis	(kcal/kg)		NA		NA		NA
29	GCV of Imported Coal of supplied as received at Station, TM Basis	(kcal/kg)		NA		NA		NA
30	Weighted average GCV of coal/ Lignite as Received	(kcal/kg)	3214		3323		3352	

Anuj Kumar

Form-15

Details/Information to be submitted in respect of Fuel for Computation of Energy Charges

Name of the Petitioner:- NTPC Ltd.

Name of the Generating Station: GADARWARA STAGE I

Month:-			Oct-19	Nov-19	Dec-19
S.No.	Particulars	Unit	Secondary Fuel	Secondary Fuel	Secondary Fuel
			(i)	(i)	(i)
1	Opening Stock of Secondary Fuel	(KL)	4,123.69	3,399.79	4,375.79
2	Value of Opening Stock	(Rs.)	21,78,83,934	17,97,30,844	22,86,94,745
3	Quantity of Secondary Fuel/ supplied by Secondary Fuel/ Company	(KL)	141.00	976.00	270.50
4	Adjustment (-) in quantity supplied by Secondary Fuel/ Company	(KL)	-	-	-
5	Secondary Fuel Supplied by Secondary Fuel / Company (3-4)	(KL)	141.00	976.00	270.50
6	Normative transit & Handling losses (for Secondary Fuel / based projects)	(KL)	-	-	-
7	Net Secondary Fuel / supplied (5-6)	(KL)	141.00	976.00	270.50
8	Amount Charged by the Secondary Fuel/ Company	(Rs.)	75,45,741	4,89,63,901	1,33,93,579
9	Adjustment (+/-) in amount charged by Secondary Fuel/ Company	(Rs.)	-	-	-
10	Handling, Sampling & Such other similar charges	(Rs.)	-	-	-
11	Total Amount Charged (8+9+10)	(Rs.)	75,45,741	4,89,63,901	1,33,93,579
12	Transportation charges by Rail/Ship/Road Transport	(Rs.)	-	-	-
13	Adjustment (+/-) in amount charged by Rail/Ship/Road Company	(Rs.)	-	-	-
14	Demurrage charges , if any	(Rs.)	-	-	-
15	Cost of diesel in transporting Secondary Fuel through MGR system if applicable	(Rs.)	-	-	-
16	Total Transportation Charges (12-13+14+15)	(Rs.)	-	-	-
17	Total amount charged for Secondary Fuel/ supplied including transportation (11+16)	(Rs.)	75,45,741	4,89,63,901	1,33,93,579
18	Landed cost of Secondary Fuel/ (2+17) / (1+7)	Rs./KL	52,859.57	52,263.65	52,103.58
19	Blending Ratio		1.00	1.00	1.00
20	Weighted Average Cost of Secondary Fuel/ For the month	Rs./KL	**52859.57**	**52263.65**	**52103.58**
21	GCV of Domestic Secondary Fuel of the opening Secondary Fuel stock as per bill of Secondary Fuel Company,	(kcal/L)	NA	NA	NA
22	GCV of Domestic Secondary Fuel supplied as per bill of Secondary Fuel Company,	(kcal/L)	NA	NA	NA
23	GCV of Imported Secondary Fuel of the opening stock as per bill Secondary Fuel Company,	(kcal/L)			
24	GCV of Imported Secondary Fuel supplied as per bill Secondary Fuel Company	(kcal/L)			
25	Weighted average GCV of Secondary Fuel/ as Billed	(kcal/L)	NA	NA	NA
26	GCV of Domestic Secondary Fuel of the opening stock as received at Station	(kcal/L)	10475	10488	10571
27	GCV of Domestic Secondary Fuel supplied as received at Station	(kcal/L)	10860	10860	10860
28	GCV of Imported Secondary Fuel of opening stock as received at Station	(kcal/L)			
29	GCV of Imported Secondary Fuel of supplied as received at Station	(kcal/L)			
30	Weighted average GCV of Secondary Fuel/ as Received	(kcal/L)	**10488**	**10571**	**10588**

Revised	Form-15

Details/Information to be submitted in respect of Fuel for Computation of Energy Charges

Name of the Petitioner:- NTPC Ltd.

Name of the Generating Station: Gadarwara STAGE I

Month:-

S.No.	Particulars	Unit	Oct-2020			
			Domestic Coal (Others)	Domestic Coal (Only NTPC Mines)	Special Arrangement Coal	Imported
			(i)	(ii)		(iii)
1	Opening Stock of Coal	(MT)	1,24,857.81	1,845.91	63,737.90	0.00
2	Value of Opening Stock	(Rs.)	53,04,03,774.67	85,59,911.84	21,85,67,172.46	-
3	Quantity of Coal/lignite supplied by Coal/lignite Company	(MT)	87,877.45	-	1,20,307.49	-
4	Adjustment (-) in quantity supplied by Coal/Lignite Company	(MT)	-	-	-	-
5	Coal Supplied by Coal /Lignite Company (3-4)	(MT)	87,877.45	-	1,20,307.49	-
6	Normative transit & Handling losses (for Coal / Lignite based projects)	(MT)	703.02	-	962.46	-
7	Net Coal / Lignite supplied (5-6)	(MT)	87,174.43	-	1,19,345.03	-
8	Amount Charged by the Coal/Lignite Company	(Rs.)	17,55,30,072.00	-	24,64,74,478.00	-
9	Adjustment (+/-) in amount charged by Coal/Lignite Company	(Rs.)	1,11,15,713.00	-	(1,02,99,742.00)	-
10	Handling, Sampling & Such other similar charges	(Rs.)	24,95,483.38	-	19,65,110.40	-
11	Total Amount Charged (8+9+10)	(Rs.)	18,91,41,268.38	-	23,81,39,846.40	-
12	Transportation charges by Rail/Ship/Road Transport	(Rs.)	11,71,80,377.00	-	15,73,19,089.00	-
13	Adjustment (+/-) in amount charged by Rail/Ship/Road Company	(Rs.)	-	-	-	-
14	Demurrage charges , if any	(Rs.)	-	-	-	-
15	Cost of diesel in transporting coal through MGR system if applicable	(Rs.)	-	-	-	-
16	Total Transportation Charges (12-13+14+15)	(Rs.)	11,71,80,377.00	-	15,73,19,089.00	-
17	Total amount charged for Coal/Lignite supplied including transportation (11+16)	(Rs.)	30,63,21,645.38	-	39,54,58,935.40	-
18	Landed cost of coal/Lignite (2+17) / (1+7)	Rs./MT	3,946.22	4,637.24	3,353.81	-
19	Blending Ratio (Domestic / Imported)		0.645	0.005	0.350	-
20	Weighted Average Cost of Coal/Lignite For the month	Rs./MT	3742.33			
21	GCV of Domestic Coal of the opening coal stock as per bill of Coal Company, EQ Basis	(kcal/kg)	4,606	4,578	4,278	
22	GCV of Domestic Coal supplied as per bill of Coal Company, EQ Basis	(kcal/kg)	4,438	-	4,299	
23	GCV of Imported Coal of the opening stock as per bill Coal Company, AD Basis	(kcal/kg)				NA
24	GCV of Imported Coal supplied as per bill Coal Company , AD Basis	(kcal/kg)				NA
25	Weighted average GCV of coal/ Lignite as Billed	(kcal/kg)	4451			
26	GCV of Domestic Coal of the opening stock as received at Station, TM Basis	(kcal/kg)	3,745	4,107	3,693	
27	GCV of Domestic Coal supplied as received at Station , TM Basis	(kcal/kg)	3,609	-	3,498	
28	GCV of Imported Coal of opening stock as received at Station , TM Basis	(kcal/kg)				NA
29	GCV of Imported Coal of supplied as received at Station, TM Basis	(kcal/kg)				NA
30	Weighted average GCV of coal/ Lignite as Received	(kcal/kg)	3648			

23/2/2021 R Gohi 23/02/2021 23.2.21

AM(F) SSC-WR II | DGM(F) SSC-WR II | AGM(F) SSC-WR II | HOD(F) SSC-WR II

Part 1
FORM -15

Details of Sourcewise fuel for computation of Energy Charges

	Company			NTPC			
	Name of the generating Station			GADARWARA STAGE I			
	Month			Nov 20			
Sl.	Particulars	Unit	Domestic Coal- Special arrangement	Domestic Coal Others	Domestic Coal (NTPC Mines)	Imported coal	Bio Mass
A)	OPENING QUANTITY						
1	Opening Stock of coal	(MT)	69,575.03	2,854.24	224.41	0.00	0.00
2	Value of Stock	Rs	23,33,41,721.73	1,12,63,431.24	10,40,883.67	0.00	0.00
B)	QUANTITY						
3	Quantity of Coal /Lignite supplied by Coal / Lignite Company	(MT)	1,08,852.99	2,21,116.64	19,711.47	0.00	0.00
4	Adjustment (+/-) in quantity supplied made by Coal / Lignite Company	(MT)	0.00	0.00	0.00	0.00	0.00
5	Coal supplied by Coal/Lignite Company (3+4)	(MT)	1,08,852.99	2,21,116.64	19,711.47	0.00	0.00
6	Normative transit & Handling losses (for Coal /Lignite based projects)	(MT)	870.82	1,768.93	157.69	0.00	0.00
7	Net Coal / Lignite supplied (5 - 6)	(MT)	1,07,982.17	2,19,347.71	19,553.78	0.00	0.00
C)	PRICE						
8	Amount charged by the Coal / Lignite Company	Rs	19,62,42,695.00	42,35,68,008.00	4,74,40,265.00	0.00	0.00
9	Adjustment (+ / -) in amount charged by coal / Lignite Company	Rs	3,83,97,902.00	1,40,47,531.00	-3,96,146.53		
10	Handling,Sampling and such other Similar charges	Rs	28,88,689.05	61,37,909.48	4,17,150.78		0.00
11	Total Amount charged (8 +9+10)	Rs	23,75,29,286.05	44,37,53,442.48	4,74,61,269.25	0.00	0.00
D)	TRANSPORTATION	Rs					
12	Transportation charges by Rail / Ship / Road Transport						
	By Rail	Rs	16,71,67,154.00	32,20,68,345.00	3,95,87,869.00	0.00	0.00
	By Road	Rs					
	By Ship	Rs					
13	Adjustment (+/-) in amount charged by railways / transport company	Rs					
14	Demurrage charges, if any	Rs					
15	Cost of diesel in transporting Coal through MGR system, if applicable	Rs					
16	Total transportation charges (12+/- 13 - 14 + 15)	Rs	16,71,67,154.00	32,20,68,345.00	3,95,87,869.00	0.00	0.00
17	Total amount charged for Coal / Lignite supplied including transportation (11 + 16)	Rs	40,46,96,440.05	76,58,21,787.48	8,70,49,138.25	0.00	0.00
E)	TOTAL COST						
18	Landed Cost of Coal Lignite (2+17) (1+7)	Rs/MT	3,593.42	3,497.30	4,453.89	0.00	0.00
19	Blending Ratio (Domestic/Imported)		0.300000	0.700000	0.000000	0.000000	0.000000
20	Weighted average cost of Coal /Lignite (Including biomass)	Rs/MT			3,526.07		
20a	Weighted average cost of Coal /Lignite (Excluding biomass)	Rs/MT			3,526.07		
F)	QUALITY						
21	GCV of Domestic coal of the opening coal stock as per bill of coal company	(Kcal/Kg)	4,292	4,537	4,578		
22	GCV of Domestic coal supplied as per bill of coal company	(Kcal/Kg)	4,015	4,071	4,149		
23	GCV of Imported coal of the opening coal stock as per bill of coal company	(Kcal/Kg)					
24	GCV of Imported coal supplied as per bill of coal company	(Kcal/Kg)					
25	Weighted average GCV of Coal /Lignite as billed (Including biomass)	(Kcal/Kg)			4,092		
25a	Weighted average GCV of Coal /Lignite as billed (Excluding biomass)	(Kcal/Kg)			4,092		
26	GCV of Domestic coal of the Opening stock as received at station	(Kcal/Kg)	3566	3689	4,107.00		
27	GCV of Domestic coal/biomass supplied as received at station	(Kcal/Kg)	3687	3208	3639		
28	GCV of Imported coal of the Opening stock as received at station	(Kcal/Kg)					
29	GCV of Imported coal supplied as received at station	(Kcal/Kg)					
30	Weighted average GCV of coal/ Lignite as Received (Including biomass)	(Kcal/Kg)			3,342		
30a	Weighted average GCV of coal/ Lignite as Received (Excluding biomass)	(Kcal/Kg)			3,342		

Part 1
FORM -15

Details of Sourcewise fuel for computation of Energy Charges

	Company			NTPC			
	Name of the generating Station			GADARWARA STAGE I			
	Month			Dec 20			
Sl.	Particulars	Unit	Domestic Coal- Special arrangement	Domestic Coal Others	Domestic Coal (NTPC Mines)	Imported coal	Bio Mass
A)	OPENING QUANTITY						
1	Opening Stock of coal	(MT)	1,00,933.80	43,413.75	19,778.19	0.00	0.00
2	Value of Stock	Rs	36,26,97,856.73	15,18,26,672.26	8,80,99,771.91	0.00	0.00
B)	QUANTITY						
3	Quantity of Coal /Lignite supplied by Coal / Lignite Company	(MT)	39,080.47	1,98,198.68		0.00	0.00
4	Adjustment (+/-) in quantity supplied made by Coal / Lignite Company	(MT)	0.00	0.00	0.00	0.00	0.00
5	Coal supplied by Coal/Lignite Company (3+4)	(MT)	39,080.47	1,98,198.68	0.00	0.00	0.00
6	Normative transit & Handling losses (for Coal /Lignite based projects)	(MT)	312.64	1,585.59	0.00	0.00	0.00
7	Net Coal / Lignite supplied (5 - 6)	(MT)	38,767.83	1,96,613.09	0.00	0.00	0.00
C)	PRICE						
8	Amount charged by the Coal / Lignite Company	Rs	6,85,74,520.00	37,99,92,800.00		0.00	0.00
9	Adjustment (+ / -) in amount charged by coal / Lignite Company	Rs	-72,49,752.00	-65,01,570.00			
10	Handling,Sampling and such other Similar charges	Rs	12,80,044.02	49,72,787.54			0.00
11	Total Amount charged (8 +9+10)	Rs	6,26,04,812.02	37,86,64,017.54	0.00	0.00	0.00
D)	TRANSPORTATION	Rs					
12	Transportation charges by Rail / Ship / Road Transport						
	By Rail	Rs	7,00,85,469.00	34,84,02,424.00		0.00	0.00
	By Road	Rs					
	By Ship	Rs					
13	Adjustment (+/-) in amount charged by railways / transport company	Rs					
14	Demurrage charges, if any	Rs	98,51,230.00	4,99,61,338.00			
15	Cost of diesel in transporting Coal through MGR system, if applicable	Rs					
16	Total transportation charges (12+/- 13 - 14 + 15)	Rs	6,02,34,239.00	29,84,41,086.00	0.00	0.00	0.00
17	Total amount charged for Coal / Lignite supplied including transportation (11 + 16)	Rs	12,28,39,051.02	67,71,05,103.54	0.00	0.00	0.00
E)	TOTAL COST						
18	Landed Cost of Coal Lignite (2+17) (1+7)	Rs/MT	3,475.53	3,453.50	4,453.89	0.00	0.00
19	Blending Ratio (Domestic/Imported)		0.399999	0.600000	0.100001	0.000000	0.000000
20	Weighted average cost of Coal /Lignite (Including biomass)	Rs/MT			3,560.15		
20a	Weighted average cost of Coal /Lignite (Excluding biomass)	Rs/MT			3,560.15		
F)	QUALITY						
21	GCV of Domestic coal of the opening coal stock as per bill of coal company	(Kcal/Kg)	4,124	4,078	4,154		
22	GCV of Domestic coal supplied as per bill of coal company	(Kcal/Kg)	3,483	4,105			
23	GCV of Imported coal of the opening coal stock as per bill of coal company	(Kcal/Kg)					
24	GCV of Imported coal supplied as per bill of coal company	(Kcal/Kg)					
25	Weighted average GCV of Coal /Lignite as billed (Including biomass)	(Kcal/Kg)			4,059		
25a	Weighted average GCV of Coal /Lignite as billed (Excluding biomass)	(Kcal/Kg)			4,059		
26	GCV of Domestic coal of the Opening stock as received at station	(Kcal/Kg)	3649	3214	3644		
27	GCV of Domestic coal/biomass supplied as received at station	(Kcal/Kg)	3106	3318			
28	GCV of Imported coal of the Opening stock as received at station	(Kcal/Kg)					
29	GCV of Imported coal supplied as received at station	(Kcal/Kg)					
30	Weighted average GCV of coal/ Lignite as Received (Including biomass)	(Kcal/Kg)			3,381		
30a	Weighted average GCV of coal/ Lignite as Received (Excluding biomass)	(Kcal/Kg)			3,391		

Details of Sourcewise fuel for computation of Energy Charges **FORM -15**

	Company		NTPC
	Name of the generating Station		GADARWARA STAGE I
	Month		Nov 20
SL	Particulars	Unit	LDO
A)	**OPENING QUANTITY**		
1	Opening Stock of Oil	KL	5,170.12
2	Value of Stock	Rs	22,26,18,230.00
B)	**QUANTITY**		
3	Quantity of LDO/HFO supplied by Oil Company	KL	0.00
4	Adjustment (+/-) in quantity supplied made by Oil Company	KL	0.00
5	LDO/HFO supplied by Oil Company (3+4)	KL	0.00
6	Normative transit & Handling losses	KL	NA
7	Net Oil supplied (5 - 6)	KL	0.00
C)	**PRICE**		
8	Amount charged by the Oil Company	Rs	0.00
9	Adjustment (+ / -) in amount charged by Oil Company	Rs	0.00
10	Handling,Sampling and such other Similar charges	Rs	0.00
11	**Total Amount charged (8 +9+10)**	Rs	0.00
D)	**TRANSPORTATION**	Rs	
12	Transportation charges by Rail / Ship / Road Transport		
	By Rail	Rs	0.00
	By Road	Rs	0.00
	By Ship	Rs	0.00
13	Adjustment (+/-) in amount charged by railways / transport company	Rs	0.00
14	Demurrage charges, if any	Rs	0.00
15	Cost of diesel in transporting LDO/HFO through MGR system, if applicable	Rs	0
16	Total transportation charges (12+/- 13 - 14 + 15)	Rs	0.00
17	Total amount charged for Oil supplied including transportation (11 + 16)	Rs	0.00
E)	**TOTAL COST**		
18	**Landed Cost of Oil (HFO/LDO) (2+17) / (1+7)**	**Rs/KL**	**43,058.62**
19	Blending Ratio		NA
20	Weighted average cost of Oil		**43,058.62**
F)	**QUALITY**		
21	GCV of Oil of the opening stock as per bill of Oil company	(Kcal/Ltr)	NA
22	GCV of oil supplied as per bill of oil company	(Kcal/Ltr)	NA
23	GCV of Imported coal of the opening coal stock as per bill of coal company	(Kcal/Ltr)	
24	GCV of Imported coal supplied as per bill of coal company	(Kcal/Ltr)	
25	Weighted average GCV of Oil as billed	(Kcal/Ltr)	NA
26	GCV of Oil of the Opening stock as received at station	(Kcal/Ltr)	10,618.00
27	GCV of Oil supplied (HFO/LDO)	(Kcal/Ltr)	0.00
28	GCV of Imported coal of the Opening stock as received at station	(Kcal/Ltr)	
29	GCV of Imported coal supplied as received at station	(Kcal/Ltr)	
30	**Weighted average GCV of Oil (HFO/LDO)**	**(Kcal/Ltr)**	**10,618.00**

Details of Sourcewise fuel for computation of Energy Charges **FORM -15**

	Company		NTPC
	Name of the generating Station		GADARWARA STAGE I
	Month		Dec 20
SL	Particulars	Unit	LDO
A)	**OPENING QUANTITY**		
1	Opening Stock of Oil	KL	4,797.98
2	Value of Stock	Rs	20,65,66,019.00
B)	**QUANTITY**		
3	Quantity of LDO/HFO supplied by Oil Company	KL	159.00
4	Adjustment (+/-) in quantity supplied made by Oil Company	KL	0.00
5	LDO/HFO supplied by Oil Company (3+4)	KL	159.00
6	Normative transit & Handling losses	KL	NA
7	Net Oil supplied (5 - 6)	KL	159.00
C)	**PRICE**		
8	Amount charged by the Oil Company	Rs	73,92,963.00
9	Adjustment (+ / -) in amount charged by Oil Company	Rs	0.00
10	Handling,Sampling and such other Similar charges	Rs	0.00
11	**Total Amount charged (8 +9+10)**	Rs	73,92,963.00
D)	**TRANSPORTATION**	Rs	
12	Transportation charges by Rail / Ship / Road Transport		
	By Rail	Rs	0.00
	By Road	Rs	0.00
	By Ship	Rs	0.00
13	Adjustment (+/-) in amount charged by railways / transport company	Rs	0.00
14	Demurrage charges, if any	Rs	0.00
15	Cost of diesel in transporting LDO/HFO through MGR system, if applicable	Rs	0
16	Total transportation charges (12+/- 13 - 14 + 15)	Rs	0.00
17	Total amount charged for Oil supplied including transportation (11 + 16)	Rs	73,92,963.00
E)	**TOTAL COST**		
18	**Landed Cost of Oil (HFO/LDO) (2+17) / (1+7)**	**Rs/KL**	**43,163.17**
19	Blending Ratio		NA
20	Weighted average cost of Oil		**43,163.17**
F)	**QUALITY**		
21	GCV of Oil of the opening stock as per bill of Oil company	(Kcal/Ltr)	NA
22	GCV of oil supplied as per bill of oil company	(Kcal/Ltr)	NA
23	GCV of Imported coal of the opening coal stock as per bill of coal company	(Kcal/Ltr)	
24	GCV of Imported coal supplied as per bill of coal company	(Kcal/Ltr)	
25	Weighted average GCV of Oil as billed	(Kcal/Ltr)	NA
26	GCV of Oil of the Opening stock as received at station	(Kcal/Ltr)	10,618.00
27	GCV of Oil supplied (HFO/LDO)	(Kcal/Ltr)	10,618.00
28	GCV of Imported coal of the Opening stock as received at station	(Kcal/Ltr)	
29	GCV of Imported coal supplied as received at station	(Kcal/Ltr)	
30	**Weighted average GCV of Oil (HFO/LDO)**	**(Kcal/Ltr)**	**10,618.00**

Part 1
FORM -15

Details of Sourcewise fuel for computation of Energy Charges

	Company			NTPC			
	Name of the generating Station			GADARWARA STAGE I			
	Month			Oct 23			
SL	Particulars	Unit	Domestic Coal-Special arrangement	Domestic Coal Others	Domestic Coal (NTPC Mines)	Imported coal	Bio Mass
A)	OPENING QUANTITY						
1	Opening Stock of coal	(MT)	68,894.55	2,999.55	2,027.38	0.00	0.00
2	Value of Stock	Rs	12,46,73,748.53	1,54,23,316.67	95,90,886.55	0.00	0.00
B)	QUANTITY						
3	Quantity of Coal /Lignite supplied by Coal / Lignite Company	(MT)	3,40,047.79	1,44,031.95	30,748.34	0.00	0.00
4	Adjustment (+/-) in quantity supplied made by Coal / Lignite Company	(MT)	0.00	0.00	0.00	0.00	0.00
5	Coal supplied by Coal/Lignite Company (3+4)	(MT)	3,40,047.79	1,44,031.95	30,748.34	0.00	0.00
6	Normative transit & Handling losses (for Coal /Lignite based projects)	(MT)	2,720.38	1,152.26	245.99	0.00	0.00
7	Net Coal / Lignite supplied (5 - 6)	(MT)	3,37,327.41	1,42,879.69	30,502.35	0.00	0.00
C)	PRICE						
8	Amount charged by the Coal / Lignite Company	Rs	84,60,21,449.68	45,25,70,225.56	7,90,42,060.00	0.00	0.00
9	Adjustment (+ / -) in amount charged by coal / Lignite Company	Rs					
10	Handling,Sampling and such other Similar charges	Rs	30,86,317.88	13,07,252.67	2,70,075.93		0.00
11	Total Amount charged (8 +9+10)	Rs	84,93,07,767.56	45,38,77,478.23	7,93,21,135.93	0.00	0.00
D)	TRANSPORTATION	Rs					
12	Transportation charges by Rail / Ship / Road Transport						
	By Rail	Rs	42,68,18,372.65	20,44,00,322.88	6,34,21,235.00	0.00	0.00
	By Road	Rs					
	By Ship	Rs					
13	Adjustment (+/-) in amount charged by railways / transport company	Rs					
14	Demurrage charges, if any	Rs					
15	Cost of diesel in transporting Coal through MGR system, if applicable	Rs					
16	Total transportation charges (12+/- 13 - 14 + 15)	Rs	42,68,18,372.65	20,44,00,322.88	6,34,21,235.00	0.00	0.00
17	Total amount charged for Coal / Lignite supplied including transportation (11 + 16)	Rs	5,27,59,27,140.21	65,82,77,801.11	14,27,42,370.93	0.00	0.00
E)	TOTAL COST						
18	Landed Cost of Coal/Lignite (2+17) / (1+7)	Rs/MT	3,736.89	4,619.58	4,682.89	0.00	0.00
19	Blending Ratio (Domestic/Imported)		0.651221	0.284666	0.064113	0.000000	0.000000
20	Weighted average cost of Coal /Lignite (Including biomass)	Rs/MT	4,048.30				
20a	Weighted average cost of Coal /Lignite (Excluding biomass)	Rs/MT	4,048.30				
F)	QUALITY						
21	GCV of Domestic coal of the opening coal stock as per bill of coal company	(Kcal/Kg)	4,334	4,153	4,515		
22	GCV of Domestic coal supplied as per bill of coal company	(Kcal/Kg)	4,334	4,344	4,842		
23	GCV of Imported coal of the opening coal stock as per bill of coal company	(Kcal/Kg)					
24	GCV of Imported coal supplied as per bill of coal company	(Kcal/Kg)					
25	Weighted average GCV of Coal /Lignite as billed (Including biomass)	(Kcal/Kg)	4,291				
25a	Weighted average GCV of Coal /Lignite as billed (Excluding biomass)	(Kcal/Kg)	4,291				
26	GCV of Domestic coal of the Opening stock as received at station	(Kcal/Kg)	3506	2999	3070		
27	GCV of Domestic coal/biomass supplied as received at station	(Kcal/Kg)	3,711.00	3,156.00	3,078.00		
28	GCV of Imported coal of the Opening stock as received at station	(Kcal/Kg)					
29	GCV of Imported coal supplied as received at station	(Kcal/Kg)					
30	Weighted average GCV of coal/ Lignite as Received (Including biomass)	(Kcal/Kg)	3,577				
30a	Weighted average GCV of coal/ Lignite as Received (Excluding biomass)	(Kcal/Kg)	3,577				

J. Arun
(J. Arun Mani Raj)
Sr. Mgr (F & A)
NTPC- Dadri

SANJAY SINHA)
AGM (F)
UFCG - FUEL, DADRI

Part 1
FORM -15

Details of Successive fuel for computation of Energy Charges

	Company			NTPC			
	Name of the generating Station			GADARWARA STAGE I			
	Month			Nov 21			
SL	Particulars	Unit	Domestic Coal-Special arrangement	Domestic Coal Others	Domestic Coal (NTPC Mines)	Imported coal	Bio Mass
A)	OPENING QUANTITY						
1	Opening Stock of coal	(MT)	47,074.11	1,988.81	124.82	0.00	0.00
1	Value of Stock	Rs	17,58,73,333.30	93,38,333.04	3,84,497.75	0.00	0.00
B)	QUANTITY						
3	Quantity of Coal /Lignite supplied by Coal / Lignite Company	(MT)	3,22,445.37	98,564.53	11,778.69	62,881.00	0.00
4	Adjustment (+/-) in quantity supplied made by Coal / Lignite Company	(MT)	0.00	0.00	0.00	0.00	0.00
5	Coal supplied by Coal/Lignite Company (3+4)	(MT)	3,22,445.37	98,564.53	11,778.69	62,881.00	0.00
6	Normative transit & Handling losses (for Coal /Lignite based projects)	(MT)	2,579.56	788.52	94.23	125.76	0.00
7	Net Coal / Lignite supplied (5 - 6)	(MT)	3,19,865.81	97,776.01	11,684.46	62,755.24	0.00
C)	PRICE						
8	Amount charged by the Coal / Lignite Company	Rs	78,90,08,943.62	22,73,01,956.23	2,02,22,838.00	1,10,49,90,176.09	0.00
8	Adjustment (+/-) in amount charged by coal / Lignite Company	Rs					
10	Handling,Sampling and such other Similar charges	Rs	58,91,559.82	18,31,489.40	2,18,867.23		0.00
11	Total Amount charged (8+9+10)	Rs	79,50,00,503.44	22,91,33,445.63	2,04,41,705.23	1,10,49,90,176.09	0.00
D)	TRANSPORTATION	Rs					
13	Transportation charges by Rail / Ship / Road Transport						
	By Rail	Rs	41,03,07,358.22	19,53,03,594.59	2,37,55,077.00	0.00	0.00
	By Road	Rs					
	By Ship	Rs					
13	Adjustment (+/-) in amount charged by railways / transport company	Rs					
14	Demurrage charges, if any	Rs					
15	Cost of diesel in transporting Coal through MGR system, if applicable	Rs					
16	Total transportation charges (12+/- 13 - 14 + 15)	Rs	41,03,07,358.22	19,53,03,594.59	2,37,55,077.00	0.00	0.00
17	Total amount charged for Coal / Lignite supplied including transportation (11 + 16)	Rs	1,20,53,07,841.66	42,84,37,040.22	5,32,96,783.23	1,10,49,90,176.09	0.00
E)	TOTAL COST						
18	Landed Cost of Coal/Lignite (2+17) / (1+7)	Rs/MT	3,764.05	4,380.59	4,554.16	17,007.94	0.00
19	Blending ratio (Domestic/Imported)		0.854990	0.065545	0.055455	0.000001	0.000000
20	Weighted average cost of Coal /Lignite (including biomass)	Rs/MT	4,666.67				
20a	Weighted average cost of Coal /Lignite (Excluding biomass)	Rs/MT	4,666.67				
F)	QUALITY						
21	GCV of Domestic coal of the opening coal stock as per bill of coal company	(Kcal/Kg)	4,308	3,973	4,914		
22	GCV of Domestic coal supplied as per bill of coal company	(Kcal/Kg)	4,696	4,308	4,427		
23	GCV of imported coal of the opening coal stock as per bill of coal company	(Kcal/Kg)					
24	GCV of imported coal supplied as per bill of coal company	(Kcal/Kg)				4,779	
25	Weighted average GCV of Coal /Lignite as billed (including biomass)	(Kcal/Kg)	4,613				
25a	Weighted average GCV of Coal /Lignite as billed (Excluding biomass)	(Kcal/Kg)	4,619				
26	GCV of Domestic coal of the Opening stock as received at station	(Kcal/Kg)	4727	4183	3935		
27	GCV of Domestic coal/biomass supplied as received at station	(Kcal/Kg)	3917	3573	3787		
28	GCV of imported coal of the Opening stock as received at station	(Kcal/Kg)					
29	GCV of imported coal supplied as received at station	(Kcal/Kg)				4,779	
30	Weighted average GCV of coal/ Lignite as Received (including biomass)	(Kcal/Kg)	4,802				
30a	Weighted average GCV of coal/ Lignite as Received (Excluding biomass)	(Kcal/Kg)	4,802				

J. Arun
(J. Arun Mani Raj)
Sr. Mgr. (F&A)
NTPC - Dadri

(SANJAY SINHA)
AGM(F)
UFCG - Fuel, Dadri

Part 1
FORM -15

Details of Sourcewise fuel for computation of Energy Charges

	Company			NTPC			
	Name of the generating Station			GADARWARA STAGE I			
	Month			Dec 21			
Sl.	Particulars	Unit	Domestic Coal- Special arrangement	Domestic Coal Others	Domestic Coal (NTPC Mines)	Imported coal	Bio Mass
A]	OPENING QUANTITY						0.00
1	Opening Stock of coal	(MT)	1,17,088.52	80,163.29	350	44,801.68	0.00
2	Value of Stock	Rs	44,07,31,107.97	55,16,43,245.75	15,931.40	78,88,65,051.59	
B)	QUANTITY						0.00
3	Quantity of Coal /Lignite supplied by Coal / Lignite Company	(MT)	2,06,724.49	1,41,150.39	9,478.38	43,281.40	0.00
4	Adjustment (+/-) in quantity supplied made by Coal / Lignite Company ,	(MT)	0.00	0.00	0.00	0.00	0.00
5	Coal supplied by Coal/Lignite Company (3+4)	(MT)	2,06,724.49	1,41,150.39	9,478.38	43,281.40	
6	Normative transit & Handling losses (for Coal /Lignite based projects)	(MT)	1,653.80	1,129.20	75.83	86.56	0.00
7	Net Coal / Lignite supplied (5 - 6)	(MT)	2,05,070.69	1,40,021.19	9,402.55	43,194.84	0.00
C)	PRICE						0.00
8	Amount charged by the Coal / Lignite Company	Rs	52,67,01,157.02	56,28,27,181.55	2,82,89,108.31	78,85,16,404.92	
9	Adjustment (+ / -) in amount charged by coal / Lignite Company	Rs					0.00
10	Handling,Sampling and such other Similar charges	Rs	34,82,072.93	23,84,168.86	1,60,112.61		0.00
11	**Total Amount charged (8 +9+10)**	Rs	53,01,99,229.95	56,52,11,350.41	2,84,49,221.92	78,85,16,404.92	
D)	TRANSPORTATION	Rs					
12	Transportation charges by Rail / Ship / Road Transport						0.00
	By Rail	Rs	23,72,29,994.64	22,29,74,828.47	2,35,72,307.00	0.00	
	By Road	Rs					
	By Ship	Rs					
13	Adjustment (+/-) in amount charged by railways / transport company	Rs					
14	Demurrage charges, if any	Rs					
15	Cost of diesel in transporting Coal through MGR system, if applicable	Rs					
16	Total transportation charges (12+/- 13 - 14 + 15)	Rs	23,72,29,994.64	22,29,74,828.47	2,35,72,307.00	0.00	0.00
17	Total amount charged for Coal / Lignite supplied including transportation (11 + 16)	Rs	76,74,23,224.59	78,81,86,178.91	5,20,21,528.92	78,85,16,404.92	0.00
E)	TOTAL COST						
18	Landed Cost of Coal/Lignite (2+17) / (1+7)	Rs/MT	3,750.17	5,178.70	5,532.34	17,925.50	0.00
19	Blending Ratio (Domestic/Imported)		0.810000	0.096053	0.033947	0.060000	0.000000
20	**Weighted average cost of Coal /Lignite (Including biomass)**	Rs/MT			4,798.21		
20a	Weighted average cost of Coal /Lignite (Excluding biomass)	Rs/MT			4,798.21		
F)	QUALITY						
21	GCV of Domestic coal of the opening coal stock as per bill of coal company	(Kcal/Kg)	4,654	4,105	4,487		
22	GCV of Domestic coal supplied as per bill of coal company	(Kcal/Kg)	4,557	4,165	4,477		
23	GCV of imported coal of the opening coal stock as per bill of coal company	(Kcal/Kg)				4,779	
24	GCV of imported coal supplied as per bill of coal company	(Kcal/Kg)				4,775	
25	Weighted average GCV of Coal /Lignite as billed (Including biomass)	(Kcal/Kg)			4,577		
25a	Weighted average GCV of Coal /Lignite as billed (Excluding biomass)	(Kcal/Kg)			4,577		
26	GCV of Domestic coal of the Opening stock as received at station	(Kcal/Kg)	3893	3368	3785		
27	GCV of Domestic coal/biomass supplied as received at station	(Kcal/Kg)	3555	3374	4087		
28	GCV of imported coal of the Opening stock as received at station	(Kcal/Kg)				4,779	
29	GCV of imported coal supplied as received at station	(Kcal/Kg)				4,775	
30	**Weighted average GCV of coal/ Lignite as Received (Including biomass)**	(Kcal/Kg)			3,728		
30a	Weighted average GCV of coal/ Lignite as Received (Excluding biomass)	(Kcal/Kg)			3,728		

J. Arun.
(J. Arun Mani Raj)
Sr. Mgr (F&A)
NTPC - Dadri

Sanjay Sinha.
(SANJAY SINHA)
AGM (F)
UPCG - Fuel, Dadri

Details of Sourcewise fuel for computation of Energy Charges

FORM - 15

	Company		NTPC	NTPC	NTPC
	Name of the generating Station		GADARWARA STAGE I	GADARWARA STAGE I	GADARWARA STAGE I
	Month		OCT 21	Nov 21	Dec 21
Sl.	Particulars	Unit	LDO	LDO	LDO
A)	OPENING QUANTITY				
1	Opening Stock of Oil	KL	2,157.40	1,353.72	1,975.88
2	Value of Stock	Rs	14,97,29,178.46	11,79,97,879.63	12,69,47,307.48
B)	QUANTITY				
3	Quantity of LDO/HFO supplied by Oil Company	KL	331.00	867.00	2,538.62
4	Adjustment (+/-) in quantity supplied made by Oil Company	KL	0.00	0.00	0.00
5	LDO/HFO supplied by Oil Company (3+4)	KL	331.00	867.00	2,538.62
6	Normative transit & Handling losses	KL	NA	NA	NA
7	Net Oil supplied (5 - 6)	KL	331.00	867.00	2,538.62
C)	PRICE				
8	Amount charged by the Oil Company	Rs	3,30,97,384.86	5,95,40,575.27	17,10,58,548.05
9	Adjustment (+ / -) in amount charged by Oil Company	Rs	0.00	0.00	0.00
10	Handling,Sampling and such other Similar charges	Rs	0.00	0.00	0.00
11	Total Amount charged (8 +9+10)	Rs	3,30,97,384.86	5,95,40,575.27	17,10,58,548.05
D)	TRANSPORTATION	Rs			
12	Transportation charges by Rail / Ship / Road Transport				
	By Rail	Rs	0.00	0.00	0.00
	By Road	Rs	0.00	0.00	0.00
	By Ship	Rs	0.00	0.00	0.00
13	Adjustment (+/-) in amount charged by railways / transport company	Rs	0.00	0.00	0.00
14	Demurrage charges, if any	Rs	0.00	0.00	0.00
15	Cost of diesel in transporting LDO/HFO through MGR system, if applicable	Rs	0	0	0
16	Total transportation charges (12+/- 13 + 14 + 15)	Rs	0.00	0.00	0.00
17	Total amount charged for Oil supplied including transportation (11 + 16)	Rs	3,30,97,384.86	5,95,40,575.27	17,10,58,548.05
E)	TOTAL COST				
18	Landed Cost of Oil (HFO/LDO) (3+17) / (3+7)	Rs/KL	99,795.90	82,540.85	65,877.53
19	Blending Ratio		NA	NA	NA
20	Weighted average cost of Oil		99,795.90	82,540.85	65,877.53
F)	QUALITY				
21	GCV of Oil at the opening stock as per bill of Oil company	Kcal/Ltr	NA	NA	NA
22	GCV of oil supplied as per bill of oil company	Kcal/Ltr	NA	NA	NA
23	GCV of imported coal at the opening coal stocks as per bill of coal company	Kcal/Ltr			
24	GCV of imported coal supplied as per bill of coal company	Kcal/Ltr			
25	Weighted average GCV of Oil as billed	Kcal/Ltr	NA	NA	NA
26	GCV of Oil of the Opening stock as received at station	Kcal/Ltr	9,227.00	9,227.00	9,238.00
27	GCV of Oil supplied (HFO/LDO)	Kcal/Ltr	9,228.00	9,261.00	9,231.00
28	GCV of imported coal of the Opening stock as received at station	Kcal/Ltr			
29	GCV of imported coal supplied as received at station	Kcal/Ltr			
30	Weighted average GCV of Oil (HFO/LDO)	Kcal/Ltr	9,227.00	9,238.00	9,231.00

J. Arun Manikraj
(J. Arun Manikraj)
Sr. Mgr (F2A)
NTPC - Dadri

(SANJAY SINHA)
AGM(F)
UPCC - Fuel, Dadri

Part 1
FORM -15

Details of Sourcewise fuel for computation of Energy Charges

	Company			NTPC				
	Name of the generating Station			GADARWARA STAGE I				
	Month			November 22				
SL	Particulars	Unit	Domestic Coal-Special arrangement	Domestic Coal Others	Domestic Coal (NTPC Mines)	Imported coal	Bio Mass	
A)	OPENING QUANTITY							
1	Opening Stock of coal	(MT)	2,76,373.85	1,01,703.84	1,571.57	1,05,691.28	0.00	
2	Value of Stock	Rs	1,05,77,10,668.99	43,57,00,066.08	70,36,823.72	1,97,10,27,965.99	0.00	
B)	QUANTITY							
3	Quantity of Coal /Lignite supplied by Coal / Lignite Company	(MT)	1,24,833.91	91,527.54	43,705.46	49,077.00	0.00	
4	Adjustment (+/-) in quantity supplied made by Coal / Lignite Company	(MT)	0.00	0.00		0.00	0.00	
5	Coal supplied by Coal/Lignite Company (3+4)	(MT)	1,24,833.91	91,527.54	43,705.46	49,077.00	0.00	
6	Normative transit & Handling losses (for Coal /Lignite based projects)	(MT)	999.47	732.22	349.64	98.15	0.00	
7	Net Coal / Lignite supplied (5 - 6)	(MT)	1,23,834.44	90,795.32	43,355.82	48,978.85	0.00	
C)	PRICE							
8	Amount charged by the Coal / Lignite Company	Rs	81,19,66,837.53	80,55,24,141.00	10,42,25,076.44	86,00,95,414.54	0.00	
9	Adjustment (+ / -) in amount charged by coal / Lignite Company	Rs						
10	Handling,Sampling and such other Similar charges	Rs	1,46,20,259.11	1,07,10,913.95	51,14,585.41	-4,00,098.00		
11	**Total Amount charged (8 +9+10)**	Rs	82,65,87,196.64	81,62,35,054.95	11,13,39,661.86	85,96,95,316.54	0.00	
D)	TRANSPORTATION	Rs						
12	Transportation charges by Rail / Ship / Road Transport							
	By Rail	Rs	15,03,09,101.20	13,20,79,255.00	8,80,39,888.00			
	By Road	Rs						
	By Ship	Rs						
13	Adjustment (+/-) in amount charged by railways / transport company	Rs						
14	Demurrage charges, if any	Rs						
15	Cost of diesel in transporting Coal through MGR system, if applicable	Rs						
16	Total transportation charges (12+/- 13 - 14 + 15)	Rs	15,03,09,101.20	13,20,79,255.00	8,80,39,888.00	0.00	0.00	
17	Total amount charged for Coal / Lignite supplied including transportation (11 + 16)	Rs	47,68,96,297.84	44,83,14,309.95	19,93,79,549.86	85,96,95,316.54	0.00	
E)	TOTAL COST							
18	Landed Cost of Coal/Lignite (2+17) / (1+7)	Rs/MT	3,843.17	4,581.92	4,594.44	18,301.68	0.00	
19	Blending Ratio (Domestic/Imported)		0.575000	0.280000	0.070000	0.075000	0.000000	
20	**Weighted average cost of Coal /Lignite (Including biomass)**	Rs/MT			5,187.00			
20a	Weighted average cost of Coal /Lignite (Excluding biomass)	Rs/MT			5,187.00			
F)	QUALITY							
21	GCV of Domestic coal of the opening coal stock as per bill of coal company	(Kcal/Kg)	4,501	3,539	4,182			
22	GCV of Domestic coal supplied as per bill of coal company	(Kcal/Kg)	4,168	4,067	4,383			
23	GCV of Imported coal of the opening coal stock as per bill of coal company	(Kcal/Kg)				4,904		
24	GCV of Imported coal supplied as per bill of coal company	(Kcal/Kg)				5,044		
25	Weighted average GCV of Coal /Lignite as billed (Including biomass)	(Kcal/Kg)			4,280			
25a	Weighted average GCV of Coal /Lignite as billed (Excluding biomass)	(Kcal/Kg)			4,280			
26	GCV of Domestic coal of the Opening stock as received at station	(Kcal/Kg)	3589	2897	3261			
27	GCV of Domestic coal/biomass supplied as received at station	(Kcal/Kg)	3211	3016	3631			
28	GCV of Imported coal of the Opening stock as received at station	(Kcal/Kg)				4903		
29	GCV of Imported coal supplied as received at station	(Kcal/Kg)				5,044		
30	**Weighted average GCV of coal/ Lignite as Received (Including biomass)**	(Kcal/Kg)			3,451			
30a	Weighted average GCV of coal/ Lignite as Received (Excluding biomass)	(Kcal/Kg)			3,451			

Gautam
(Hemlata Gautam)
DGM (F)
Commercial - fuel Group

संजय सिन्हा
SANJAY SINHA
अपर महाप्रबंधक (एकीकृतवाणिज्य-ईंधन)
Addl. General Manager (U.F.C.G.-Fuel)
एनटीपीसी लि., गादरी / NTPC Ltd., Gadarwara

Part 1
FORM -15

Details of Sourcewise fuel for computation of Energy Charges

	Company			NTPC			
	Name of the generating Station			GADARWARA STAGE I			
	Month			October 22			
SL	Particulars	Unit	Domestic Coal-Special arrangement	Domestic Coal Others	Domestic Coal (NTPC Mines)	Imported coal	Bio Mass
A)	OPENING QUANTITY						
1	Opening Stock of coal	(MT)	1,19,762.17	32,493.61	1,571.57	87,941.54	0.00
2	Value of Stock	Rs	47,22,40,664.55	14,89,92,087.41	70,36,825.72	1,67,47,77,542.61	0.00
B)	QUANTITY						
3	Quantity of Coal /Lignite supplied by Coal / Lignite Company	(MT)	2,16,689.71	84,034.87	0.00	36,691.60	0.00
4	Adjustment (+/-) in quantity supplied made by Coal / Lignite Company	(MT)	0.00	0.00		0.00	0.00
5	Coal supplied by Coal/Lignite Company (3+4)	(MT)	2,16,689.71	84,034.87	0.00	36,691.60	0.00
6	Normative transit & Handling losses (for Coal /Lignite based projects)	(MT)	1,749.52	672.28	0.00	73.38	0.00
7	Net Coal / Lignite supplied (5 - 6)	(MT)	2,14,940.21	83,362.59	0.00	36,618.22	0.00
C)	PRICE						
8	Amount charged by the Coal / Lignite Company	Rs	52,65,64,552.88	20,33,06,215.00	0.00	64,81,64,246.07	0.00
9	Adjustment (+ / -) in amount charged by coal / Lignite Company	Rs					
10	Handling, Sampling and such other Similar charges	Rs	1,70,40,521.56	1,94,37,517.86	0.00		0.00
11	**Total Amount charged (8 +9+10)**	Rs	54,36,05,074.54	22,27,43,732.86	0.00	64,81,64,246.07	0.00
D)	TRANSPORTATION	Rs					
12	Transportation charges by Rail / Ship / Road Transport						
	By Rail	Rs	27,74,30,098.80	12,23,17,194.00			
	By Road	Rs					
	By Ship	Rs					
13	Adjustment (+/-) in amount charged by railways / transport company	Rs					
14	Demurrage charges, if any	Rs					
15	Cost of diesel in transporting Coal through MGR system, if applicable	Rs					
16	Total transportation charges (12+/- 13 - 14 + 15)	Rs	27,74,30,098.80	12,23,17,194.00	0.00	0.00	0.00
17	Total amount charged for Coal / Lignite supplied including transportation (11 + 16)	Rs	82,10,35,173.34	34,50,60,926.86	0.00	64,81,64,246.07	0.00
E)	TOTAL COST						
18	Landed Cost of Coal/Lignite (2+17) / (3+7)	Rs/MT	3,841.01	4,264.36	4,477.57	18,648.92	0.00
19	Blending Ratio (Domestic/Imported)		0.650000	0.150000	0.000000	0.200000	0.000000
20	**Weighted average cost of Coal /Lignite (Including biomass)**	Rs/MT	6,866.09				
20a	Weighted average cost of Coal /Lignite (Excluding biomass)	Rs/MT	6,866.09				
F)	QUALITY						
21	GCV of Domestic coal of the opening coal stock as per bill of coal company	(Kcal/Kg)	4,451	3,559	4,282		
22	GCV of Domestic coal supplied as per bill of coal company	(Kcal/Kg)	4,578	3,531	0		
23	GCV of Imported coal of the opening coal stock as per bill of coal company	(Kcal/Kg)				4,871	
24	GCV of Imported coal supplied as per bill of coal company	(Kcal/Kg)				4,982	
25	Weighted average GCV of Coal /Lignite as billed (Including biomass)	(Kcal/Kg)	4,437				
25a	Weighted average GCV of Coal /Lignite as billed (Excluding biomass)	(Kcal/Kg)	4,437				
26	GCV of Domestic coal of the Opening stock as received at station	(Kcal/Kg)	3383	2742	4282		
27	GCV of Domestic coal/biomass supplied as received at station	(Kcal/Kg)	3718	2958	0		
28	GCV of Imported coal of the Opening stock as received at station	(Kcal/Kg)				4871	
29	GCV of Imported coal supplied as received at station	(Kcal/Kg)				4,982	
30	**Weighted average GCV of coal/ Lignite as Received (including biomass)**	(Kcal/Kg)	3,754				
30a	Weighted average GCV of coal/ Lignite as Received (Excluding biomass)	(Kcal/Kg)	3,754				

Gautam
(Hemlata Gautam)
DGM (F)
Commercial- fuel Group

संजय सिन्हा
SANJAY SINHA
अपर महाप्रबंधक (एकीकृत वाणिज्य-ईंधन)
Addl. General Manager (U.F.C.G.-Fuel)
एनटीपीसी लि., गादरी / NTPC Ltd., Gadri

Details of Sources wise fuel for computation of Energy Charges

Part I
FORM - 15

	Company			NTPC			
	Name of the generating Station			GAUHARWARA STAGE I			
	Month			December 22			
Sl.	Particulars	Unit	Domestic Coal-Special arrangement	Domestic Coal Others	Domestic Coal (NTPC Mines)	Imported coal	Bio Mass
A)	OPENING QUANTITY						
1	Opening Stock of coal	(MT)	24,808.65	84,286.87	1,374.44	1,12,292.31	0.00
2	Value of Stock	Rs	18,59,64,947.14	15,70,99,851.58	2,49,92,561.21	3,05,51,32,480.08	0.00
B)	QUANTITY						
3	Quantity of Coal /Lignite supplied by Coal / Lignite Company	(MT)	2,50,918.77	2,17,043.88	2,05,686.88	0.00	50.00
4	Adjustment (+/-) in quantity supplied made by Coal / Lignite Company	(MT)	0.00	0.00		0.00	0.00
5	Coal supplied by Coal/Lignite Company (3+4)	(MT)	2,50,918.77	2,17,043.88	2,05,686.88	0.00	50.00
6	Normative transit & Handling losses (for Coal /Lignite based projects)	(MT)	2,007.35	1,736.35	1,645.50	0.00	0.00
7	Net Coal / Lignite supplied (5 - 6)	(MT)	2,48,912.41	2,15,307.53	2,04,041.38	0.00	50.00
C)	PRICE						
8	Amount charged by the Coal / Lignite Company	Rs	55,49,06,891.00	82,76,37,968.00	49,99,21,292.84	8,55,996.21	1,75,375.00
9	Adjustment (+ / -) in amount charged by coal / Lignite Company	Rs					
10	Handling,Sampling and such other Similar charges	Rs	16,42,68,826.96	7,87,87,310.08	1,88,69,053.13		
11	**Total Amount charged (8 +9+10)**	Rs	71,91,75,717.96	90,64,25,278.08	51,87,90,346.07	8,55,996.21	1,75,375.00
D)	TRANSPORTATION	Rs					
12	Transportation charges by Rail / Ship / Road Transport						
	By Rail	Rs	27,33,43,939.00	33,94,72,515.00	41,84,32,805.00		1,18,125.00
	By Road	Rs					
	By Ship	Rs					
13	Adjustment (+/-) in amount charged by railways / transport company	Rs					
14	Demurrage charges, if any	Rs					
15	Cost of diesel in transporting Coal through MGR system, if applicable	Rs					
16	Total transportation charges (12+/- 13 - 14 + 15)	Rs	27,33,43,939.00	33,94,72,515.00	41,84,32,805.00	0.00	1,18,125.00
17	Total amount charged for Coal / Lignite supplied including transportation (11 + 16)	Rs	99,25,17,656.96	1,24,60,98,794.08	93,72,23,151.07	8,55,996.21	4,93,500.00
E)	TOTAL COST						
18	Landed Cost of Coal/Lignite (3+17) / (3+7)	Rs/MT	3,954.22	5,671.91	4,593.33	18,309.30	9,870.00
19	Blending Ratio (Domestic/Imported)		0.370938	0.220000	0.320000	0.089000	0.000081
20	**Weighted average cost of Coal /Lignite (including biomass)**	Rs/MT			5,803.71		
20a	Weighted average cost of Coal /Lignite (Excluding biomass)	Rs/MT			5,803.38		
F)	QUALITY						
21	GCV of Domestic coal of the opening coal stock as per bill of coal company	(Kcal/Kg)	4,398	3,788	4,569		0
22	GCV of Domestic coal supplied as per bill of coal company	(Kcal/Kg)	4,186	4,066	4,198		3537
23	GCV of imported coal of the opening coal stock as per bill of coal company	(Kcal/Kg)				4,945	
24	GCV of imported coal supplied as per bill of coal company	(Kcal/Kg)				0	
25	Weighted average GCV of Coal /Lignite as billed (including biomass)	(Kcal/Kg)			4,225		
25a	Weighted average GCV of Coal /Lignite as billed (Excluding biomass)	(Kcal/Kg)			4,225		
26	GCV of Domestic coal of the Opening stock as received at station	(Kcal/Kg)	3478	2953	3618		0
27	GCV of Domestic coal/biomass supplied as received at station	(Kcal/Kg)	3254	3122	3654		3537
28	GCV of imported coal of the Opening stock as received at station	(Kcal/Kg)				4949	
29	GCV of imported coal supplied as received at station	(Kcal/Kg)				0	
30	**Weighted average GCV of coal/ Lignite as Received (including biomass)**	(Kcal/Kg)			3518		
30a	Weighted average GCV of coal/ Lignite as Received (Excluding biomass)	(Kcal/Kg)			3518		

Gautam
(Hemlata Gautam)
DGM (F)
Commercial - fuel Group

संजय सिन्हा
SANJAY SINHA
अपर महाप्रबंधक (यू.एफ.सी.जी.-ईंधन)
Addl. General Manager (U.F.C.G.-Fuel)
एनटीपीसी लि., दादरी / NTPC Ltd., Dadri

Details of Sourcewise fuel for computation of Energy Charges

FORM -15 A

	Company	NTPC			
	Name of the generating Station	GADARWARA STAGE I			
	Month		OCTOBER 22	NOVEMBER 22	DECEMBER 22
SL	Particulars	Unit	LDO	LDO	LDO
A)	OPENING QUANTITY				
1	Opening Stock of Oil	KL	2,212.42	2,839.40	3,057.48
2	Value of Stock	Rs	20,68,44,943.84	26,06,58,329.82	28,52,26,773.96
B)	QUANTITY				
3	Quantity of LDO/HFO supplied by Oil Company	KL	1,462.85	608.00	148.94
4	Adjustment (+/-) in quantity supplied made by Oil Company	KL	0.00	0.00	0.00
5	LDO/HFO supplied by Oil Company (3+4)	KL	1,462.85	608.00	148.94
6	Normative transit & Handling losses	KL	NA	NA	NA
7	Net Oil supplied (5 - 6)	KL	1,462.85	608.00	148.94
C)	PRICE				
8	Amount charged by the Oil Company	Rs	13,27,99,483.47	6,06,52,702.64	1,31,05,993.00
9	Adjustment (+ / -) in amount charged by Oil Company	Rs	0.00	0.00	0.00
10	Handling Sampling and such other Similar charges	Rs	0.00	0.00	0.00
11	**Total Amount charged (8 +9+10)**	Rs	13,27,99,483.47	6,06,52,702.64	1,31,05,993.00
D)	TRANSPORTATION	Rs			
12	Transportation charges by Rail / Ship / Road Transport				
	By Rail	Rs	0.00	0.00	0.00
	By Road	Rs	0.00	0.00	0.00
	By Ship	Rs	0.00	0.00	0.00
13	Adjustment (+/-) in amount charged by railways / transport company	Rs	0.00	0.00	0.00
14	Demurrage charges, if any	Rs	0.00	0.00	0.00
15	Cost of diesel in transporting LDO/HFO through MGR system, if applicable	Rs	0	0	0
16	Total transportation charges (12+/- 13 - 14 + 15)	Rs	0.00	0.00	0.00
17	Total amount charged for Oil supplied including transportation (11 + 16)	Rs	13,27,99,483.47	6,06,52,702.64	1,31,05,993.00
E)	TOTAL COST				
18	**Landed Cost of Oil (HFO/LDO) (2+17) / (1+7)**	**Rs/KL**	**92,413.41**	**93,203.82**	**93,042.27**
19	Blending Ratio		NA	NA	NA
20	Weighted average cost of Oil		**92,413.41**	**93,203.82**	**93,042.27**
F)	QUALITY				
21	GCV of Oil of the opening stock as per bill of Oil company	(Kcal/Ltr)	NA	NA	NA
22	GCV of oil supplied as per bill of oil company	(Kcal/Ltr)	NA	NA	NA
23	Weighted average GCV of Oil as billed	(Kcal/Ltr)	NA	NA	NA
24	GCV of Oil of the Opening stock as received at station	(Kcal/Ltr)	9,303.00	0.00	9,360.00
25	GCV of Oil supplied (HFO/LDO)	(Kcal/Ltr)	9,409.00	9,428.00	9,491.00
		(Kcal/Ltr)	9409	9428	9491
26	**Weighted average GCV of Oil (HFO/LDO)**	**(Kcal/Ltr)**	**9,345.00**	**1,663.00**	**9,366.00**

Gautam
(Hemlata Gautam)
DGM (F)
Commercial fuel Group

संजय सिन्हा
SANJAY SINHA
अपर महाप्रबंधक (एकी०वि०वाणिज्य-ईंधन)
Addl. General Manager (U.F.C.G. Fuel)
एनटीपीसी लि., दादरी / NTPC Ltd.

मध्यप्रदेश शासन,
जल संसाधन विभाग,
वृहद परियोजना नियंत्रण मण्डल

कक्ष क्रमांक 411, चौथी मंजिल, जल संसाधन भवन,
तुलसी नगर, भोपाल – 462003
Tel. 0755-2557255
Email-cbmpbpl@gmail.com

पत्र क्र. वृ.प.नि.म./रा.स्त.–152/31/तक/2008/481 भोपाल दिनांक 09/9/2021

प्रति,

मुख्य अभियंता,
बैनगंगा कछार,
जल संसाधन विभाग,
सिवनी (म.प्र.)

विषय :–एन.टी.पी.सी.लि. को सुपर थर्मल पावर प्लांट, गाडरवाड़ा, जिला नरसिंहपुर को आवंटित 56.00 मि.घ.मी. वार्षिक जल हेतु अनुबंध हस्ताक्षरित करने के संबंध में।

संदर्भ :– इस कार्या.का पत्र क्र. वृ.प.नि.म./31/तक/रा.स्त.–152/2008/369–370 दि. 19.07.2021

—00—

एन.टी.पी.सी. लिमिटेड को जिला नरसिंहपुर में प्रस्तावित सुपर थर्मल पावर प्लांट के लिए इस कार्यालय के संदर्भित पत्र दिनांक 19.07.2021 द्वारा कम्पनी को नर्मदा नदी से 111.64 मि.घ.मी. वार्षिक के स्थान पर 56.00 मि.घ.मी. वार्षिक संशोधित जल आवंटित किया गया। एन.टी.पी.सी. लिमिटेड एवं विभाग के मध्य दिनांक 30.04.2016 को हस्ताक्षरित अनुबंध को निरस्त कर संशोधित अनुबंध सम्पादित किया गया है।

एन.टी.पी.सी. लिमिटेड, नई दिल्ली एवं विभाग के मध्य दिनांक 07.09.2021 को प्रारूप –7(क) में अनुबंध हस्ताक्षरित किया गया।

विभाग एवं कम्पनी के मध्य हस्ताक्षरित अनुबंध की प्रति सूचनार्थ एवं आवश्यक कार्यवाही हेतु संलग्न है।

सहपत्रः– उपरोक्तानुसार

(जी.पी. सोनी)
मुख्य अभियंता, बोधी एवं
सदस्य सचिव, साधिकार समिति
म.प्र.शासन, जल संसाधन विभाग

पृ.क्र. वृ.प.नि.म./152/31/तक/2008/482 भोपाल दिनांक 09/9/2021

प्रतिलिपि :–

1. प्रमुख अभियंता, जल संसाधन विभाग, भोपाल (म.प्र.)
2. अधीक्षण यंत्री, जल संसाधन मण्डल, जबलपुर (म.प्र.)
3. कार्यपालन यंत्री, हिरन जल संसाधन संभाग, पचमेडी, जबलपुर (म.प्र.)
4. एन.टी.पी.सी. लिमिटेड, एन.टी.पी.सी. भवन, स्कॉप काम्प्लेक्स, 7 इन्टीट्यूशनल एरिया, लोधी रोड, नई दिल्ली – 110003

की ओर कृपया सूचनार्थ एवं आवश्यक कार्यवाही हेतु।

सहपत्रः– उपरोक्तानुसार

(जी.पी. सोनी)
मुख्य अभियंता, बोधी एवं
सदस्य सचिव, साधिकार समिति
म.प्र.शासन, जल संसाधन विभाग

Registration and Stamp Department
Madhya Pradesh



Certificate of Stamp Duty

Stamp Details

E-Stamp Code	01010506092021013841
Total E-Stamp Amount	500
Govt. Stamp Duty (Rs.)	500
Municipality Duty (Rs.)	0
Janpad Duty (Rs.)	0
Upkar Amount (Rs.)	0
Exempted Amount(Rs.)	0
E-Stamp Type	NON-JUDICIAL
Issue Date & Time	06/09/2021 17:01:04
Service Provider or Issuer Details	Raghvendra Singh Panwar/SP010541711201500277
SP/SRO/DRO/HO Details	Office No. 309,1st Floor, BDA Complex, 07 No. Bus Stop, Shivaji Nagar, Bhopal HUZUR BHOPAL

Deed Details

Deed Type	Agreement or Memorandum of an agreement
Deed Instrument	If not otherwise provided for- Five hundred rupees.
Purpose	Agreement form for supply of water to NTPC Ltd.

First Party Details

Organization Name	OSD,CONTROL BOARD FOR MAJOR PROJECT,WRD BHOPAL MP
Address	FOURTH FLOOR, JAL SANSADHAN BHAWAN, TULSI NAGAR BHOPAL Madhya Pradesh INDIA
Number of Persons	1

Second Party Details

Organization Name	NTPC Limited
Address	NTPC Bhawan, Core-7, Scope Complex,7 Institutional Area Lodi Road, New Delhi-11000. BHOPAL Madhya Pradesh INDIA
Number of Persons	2

Agreement form for supply of water to NTPC Ltd.

AGREEMENT FORM FOR SUPPLY OF WATER TO NTPC Ltd.,

Form-7A

(See Rule 71-A)

This agreement made on this day 7th day of September, 2021 between the Governor of Madhya Pradesh, acting through Officer On Special Duty (Executive Engineer, Control Board For Major Project Water Resources Department, Bhopal (M.P.) (hereinafter referred to as M.P.W.R.D.) which expression shall where the context so admits, includes his successors assigned in office of the first part and **NTPC Ltd.**, a company registered under the Indian Companies Act 1955 (No. 1 of 1956) and having its registered office at **NTPC Bhawan, Scope Complex, 7 Institutional Area, Lodhi Road, New Delhi-110003** herein

Digitally signed by
RAGHVENDRA SINGH
PANWAR
Date: 2021.09.06 17:01:07 IST



7/9/21

(Kumavta Tiwari)
Officer on Special Duty
Control Board for Major Project
Water Resources Department

7/9/21

प्रदीप्त कुमार मिश्रा / Pradipta Kumar Mishra
मुख्य महाप्रबंधक
Chief General Manager
एनटीपीसी गाडरवारा / NTPC GADARWARA

after referred to as "the Company", which expression shall unless excluded by or be repugnant to context meaning thereof be deemed to include its successors assigned of the other part.

Whereas the company has applied to the Government for permission to draw **56 MCM per year /153424 Cum** of water per day from the **Narmada River** (hereinafter referred to as "the said natural or Government water source") for the use by the Company's **(2x800) MW capacity, Gadarwara Thermal Power Plant** located at **Village Dongargaon, P.O. Chichli, Tahsil Gadarwara, Dist. Narsinghpur, M.P.** (herein after referred to as "the said plant") and laid underground and surface pipes and drains for discharge of the factory effluent).

And whereas the Government has agreed vide letter no. **वृ.प.नि.म./31/तक/रा.स्त.–152/31/2008/369–370, dated 19/07/2021** (Originally 111.64 MCM per year / 305863 Cum per day was allocated vide letter no. **सीबी/रा.स्त.–152/31/2009/287** दिनांक **15/06/2009,** which was reduced to **56 MCM per year /** 153424 **Cum.** of water per day vide letter **dated 19/07/2021** to grant the aforesaid permission to the Company to use water from the said Government source at their own cost on the terms and conditions hereafter appearing.

And whereas prior to the execution of these presents the Company has deposited with the Government, the sum of **Rs.4,32,60,500/- (Rs. Four Crores thirty two Lakhs sixty thousands five hundreds)** only being the water rates and local fund cess for the quantity of water to be drawn by the company in three months (Water allocation fees equivalent to the amount of one month water tax and cess on the annual allocated quantity of water and security amount equivalent to the amount of two months charges of water tax and cess on the annual allocated quantity of water in cash) as per Rule No.71-A(3)(a)&(b) of Madhya Pradesh Irrigation Rules 1974.

And whereas it has been agreed that the said Sum of **Rs.2,88,40,333/- (Rs. Two Crores Eighty Eight Lakhs Forty Thousands Three Hundreds Thirty Three) only** deposited by the company against security amount shall not bear any interest (security amount equivalent to the amount of two months' charges of water tax and cess on the annual allocated quantity of water).

Now this agreement witnessth as under: -

(1) In consideration of the company duly making payment to the Government as hereinafter specified and duly observing and performing the covenants and conditions, both herein contained Government hereby give permission to the company to **draw 56 MCM per year /153424 Cum** of water per day from the said natural or from the government water source to the company's said plant for term of 30 (Thirty) years commencing from **the day 7th day of September, 2021** on the terms and conditions herein contained. The permission hereby granted shall be subject to the provision of Madhya Pradesh Irrigation Act, 1931 (3 of 1931) amendments thereof and M.P. irrigation rules 1974 amended thereof and further any executive orders issued in this behalf by the Government from time to time and for the time being in force.

Ramavtar 7/9/21
(Ramavtar Tiwari)
Officer on Special Duty
Control Board for Major Project
Water Resources Department

2
प्रदीप्त कुमार मिश्रा / Pradipta Kumar Mishra
मुख्य महाप्रबंधक
Chief General Manager
एनटीपीसी गाडरवारा / NTPC GADARWARA

(2) The Company shall pay to the Government water rates for water drawn by it from said natural or Government water source at the rates fixed by Water Resources Department No. 18-1/91/सत्रह/31/797, Bhopal, Dated 30-11-2010 which is **Rs. 1.55 (Rs. One and Paise Fifty Five)** only **per Cum/unit.**

Note: - The rates which are going to apply to the company must be shown and not other rates. For the quantities of water drawn in excess of the agreed quantities and for any other unauthorized drawl of water then 50% (Fifty percent) additional rates shall be charged in addition to the normal rates as specified above.

In addition to the payment of water rates as specified above, the company shall also pay the Water Resources Department Local fund cess or any other tax at the rates as fixed by the Government from time to time. Government here by reserves the right to revise the rates from time to time the said water rates and the local cess or other taxes to be paid by the company and the company shall pay such revised water rates and local cess or other taxes as may be fixed by the Government from time to time. Excepting the circumstances or short water supply specified in clause (15) the company shall in any event, pay water charges for at least 90% of the quantum of water allowed (as per the effective dates and quantum shown in para 24.3 of this agreement) to be drawn by it though the actual quantity of water drawn by the company is less than 90% of the quantum of water allowed to be drawn by under clause (1).

(3) The company shall make its own arrangements at its own cost to use water either by construction of any civil engineering work which may include construction of pick up weir, barrage, dam, dug well, tube well etc. The design of such civil engineering facility will be prepared and submitted by the company for approval of the Water Resources Department. The concerning Chief Engineer will give his decision within thirty days to the Sadhikar samiti. The decision of Sadhikar samiti shall be final.

(4) In the event of any emergency interruption in the water supply to the said Government water source resulting from a non Government Act (such as sudden reduction in inflow) the Executive Engineer shall give immediate written notice to the company. Upon receipt of such notice the company shall have no right to be compensated for any cessation in water supply nor will the company have any liability for payments for water charges, local fund cess or taxes, except those amounts then due but unpaid, until such time as the flow of water through the said natural water sources shall be restored to the level required to the provided by the Government hereunder.

(5) Subject to the terms and conditions of this agreement nothing herein contained shall be deemed to imply any guarantee on the part of the Government the uninterruptability in the supply of water during an event of Force Majeure. The Government shall also not responsible for such non supply or inadequate supply of water as result of any event of Force Majeure or for damages or losses due to any event of Force Majeure. During an event of Force Majeure the company shall not be liable for payment of any water charges local fund cess or other taxes, except those pertaining to water already received by the company for which payment is due and

(Ramavtar Tiwari) 7/9/21
Officer on Special Duty
Control Board for Major Project
Water Resources Department

3

प्रदीप्त कुमार मिश्रा / Pradipta Kumar Mishra
मुख्य महाप्रबंधक
Chief General Manager
एनटीपीसी गाडरवारा / NTPC GADARWARA

unpaid, which amount shall remain due and payable in accordance with terms of this agreement. Force Majeure shall include droughts and other similar natural disasters, which are beyond the control of State Government.

(6) The company/corporation shall pay adequate compensation to any person/persons affected due to submergence of land, property, public facilities etc. by the construction of the civil engineering works for creating the sources of water supply.

(7) The water from natural/Government water source shall be used by the company for the purposes of the company's said plant including water supply to the colony and shall not be misused by the company by sale of water to any other consumer, in the event of any such sale of water by the company without prejudice to the Government's rights to revoke this license and the Government shall be entitled to recover from the company, the proceeds of such sale of water realized by the company.

(8) The permission hereby granted shall not in any manner prejudicially affect the existing water rights vested in the upstream riparian owners nor shall it in anyway prejudice Government's right to hereafter launch or implement any new scheme or schemes of its own act, on or in connection with the present source of the said natural/Government water source. However Government of Madhya Pradesh hereby assures that any other water rights granted by them for the purpose of irrigation or any other industrial purposes shall be granted in a manner so as not to affect the availability of required water for the project throughout the term of this agreement.

(9) The company shall not construct the civil engineering work, viz, pick-up weir, barrage, reservoir, dam, dug well, tube well and lifting arrangements etc. in the said water source unless the proposals, plant drawings, specifications, estimates and all other details thereof are previously submitted to and approved in writing by an officer authorized in that behalf by the Government and while granting its approval to the construction of the Civil Engineering work pick-up weir, barrage, lifting arrangements etc. Government may impose such conditions as it may in its absolute discretion think fit.

(10) The arrangements for measurements of water drawn by the company from the said water source shall be made by the company in such a manner as may be directed by the Government or **Executive Engineer, Hiran Water Resources Division, Jabalpur,** Madhya Pradesh (hereinafter referred to as the Executive Engineer). The automatic measuring device shall be installed and maintained by the company at its own cost after obtaining prior approval therein writing from the Government or the Executive Engineer. In the event of measuring device so installed by the company as aforesaid, ceases to function or goes out of order, the charges which the company would be liable to pay to Government in respect of consumption of water for the days measuring device does not work, shall be calculated alternatively on the basis of maximum hourly pumping capacity multiplied by the number of hours of operation of those pumps for which it will be obligatory for the company to maintain records.

7/9/21

(Wari)
Officer on Special Duty
Control Board for Major Project
Water Resources Department

4

प्रदीप कुमार मिश्रा / Pradipta Kumar Mishra
मुख्य महाप्रबंधक
Chief General Manager
एनटीपीसी गाडरवारा / NTPC GADARWARA

(11) The company shall treat the affluent (Discharge of water after use) for all the impurities ferrous and other chemicals and shall appropriately purify the water as per Central Government Public Health Environmental Engineering Organization, water supply mannual, which specifies the standard of potable water.

(12) Within thirty days from the date monthly demands are received by the company from Executive Engineer, the company shall pay to the Executive Engineer the amount of water rates and local fund cess for the water drawn by the company during the proceeding month. Interest at the rate of 24% (twenty four percent) and service charge at the rate of 1% (one percent) per annum shall be recovered if the payment is not done within three months from the date of the bill for water supplied. Nonpayment of the bills up to six months from the due date of payment shall be treated as the breach of agreement.

(13) The company shall keep deposited with the Executive Engineer the said sum equivalent to Two times of assessed monthly bill in cash as security deposit up to the date of start of industrial production which may be converted into equivalent amount of Bank Guarantee after the date of start of industrial production and utilization of water as per effective dates shown in the table of para 24.3 of this agreement. This is because of security for due and proper payment of the water rates and local fund cess and irrigation dues and due observance and performance of the terms and conditions herein. In the event of failure by the company to duly pay the aforesaid dues, the outstanding dues from the company shall be adjusted against the said deposit on default of the company to punctually pay the water rates and local fund cess as aforesaid the Government shall without prejudice to its any other rights and remedies, be entitled to terminate this agreement forthwith.

(14) Without prejudice to any other, its remedies and powers of the Government any sum due and payable by the company, under these presents shall be recoverable from the company in the same manner as an arrear of land revenue under the provisions of law for the time being in force in that behalf.

(15) In the event of there being a shortage of water in the said natural / Government water source, the Executive Engineer shall serve a notice on the company explaining the possibility of the anticipated shortage. The company shall in such circumstances, reduce the consumption of water and will furnish to the Executive Engineer, a weekly return showing the actual quantum of water drawn by it.

(16) No existing irrigation interests under the river, spring, channels and irrigation wells, shall be prejudiced. If in the opinion of the Government such existing interests are prejudiced, the company shall pay such compensation to the concerned person or persons whose interests are affected as may be determined by the Government.

(17) The company shall at all times allow an officer of Water Resources Department of the Government of Madhya Pradesh authorized in that behalf, to inspect the measuring device as well as the water accounts and furnish to the Government copies of entries from the records maintained by the company.

7/9/21

(Ramavtar Tiwari)
Officer on Special Duty
Central Board for Major Project
Water Resources Department

5

प्रदीप कुमार मिश्रा / Pradipta Kumar Mishra
मुख्य महाप्रबंधक
Chief General Manager
एनटीपीसी गाडरवारा / NTPC GADARWARA

(18) Any notice or other documents to be given to or served upon the company thereunder, may be given or served on behalf of the Government by the Executive Engineer and any such notice or documents shall be deemed to have been duly given to or served upon the company if it is sent by registered post or delivered at the registered office of the company.

(19) If the company commits a breach of any of the terms and conditions hereof, Government shall be entitled to terminate this agreement and there upon the company shall discontinue to draw water from the said natural water source without Government being liable for payment of any compensation whatsoever to the company.

(20) On the expiry of term of this agreement, Government may renew this agreement for such further period and on such terms and conditions as the Government may in its absolute discretion deem fit.

(21) The cost and incidental charges incurred in the execution of this agreement including stamp duty shall be borne and paid by the company.

(22) Order No. **वृ.प.नि.म./31/तक/रा.स्त.–152 /31/2008/369–370, dated 19/07/2021** of Chief Engineer, BODHI and Member Secretary, Sadhikar Samiti, Govt. of M.P. Water Resources Department, Bhopal and Order No /सीबी/रा.स्त. **–152/31/2009/287 दिनांक 15/06/2009** of Secretary, Control Board for Major Project, Govt. of M.P. Water Resources Department, Bhopal and order No.18-1/91/न्यम/31/797, Dated 30-11-2010 of Secretary, Control Board for Major Project and M.P. Gazette Notification (Extra Ordinary) No. 18-1-91-न्यम–इक्तीस-626, Dated 22-06-2013 of Deputy Secretary, Govt. of M.P. WRD. (for water allocation and executive instructions etc.) will also form the part of this agreement.

(23) **SETTLEMENT OF DISPUTES:**

(a) **Mutual Discussion** – the parties to this agreement agree that all disputes touching upon or arising out of this agreement including interpretation of any of the clauses of this agreement, the respective rights and obligation of the parties or non performance of obligation on the part of any party shall be amicably resolved by mutual negotiations.

(b) **Arbitration** – If after sixty days from the commencement of such negotiations, the parties have been unable to resolve amicably a dispute, such dispute or difference shall be referred to Arbitration under the provisions of the arbitration and conciliation Act, 1996. The award of the Arbitration panel shall be final and binding on the parties.

3/9/21

(Ramavtar Tiwari)
Officer on Special Duty
Control Board for Major Project
Water Resources Department

6

प्रदीप कुमार मिश्रा / Pradeep Kumar Mishra
मुख्य महाप्रबंधक
Chief General Manager
एनटीपीसी गाडरवारा / NTPC GADARWARA

(24) **SPECIAL CONDITIONS:-**

24.1 If the Company fails to start industrial production within 48 months from the date of issue of water allocation order, then the Company shall pay water tax equivalent to 5% of the water tax and cess payable on the annual allocation of water. However, the Company will have the option of depositing the above fees on a monthly basis or in a single annual installment.

24.2 If in case, the Company fails to start industrial production up to 72 months from the date of issuance of water allocation order of the authorized extended period there for, then the water allocation order shall be deemed to be cancelled and the security amount deposited by the company mentioned in Para 4 and clause no. 13 of this agreement shall stand forfeited.

24.3 It is hereby agreed that the Company will have an option to fix different dates for commencing industrial production in different units at this location. The details of agreed programme and water utilization (**the period between two successive dates shall be six months or less**) is given below:-

S. No.	Effective date of water drawl	Programme for Commissioning of units		Agreed quantity of water drawl per month in Cum.
		No. of Units agreed to be commissioned and their water requirement per unit	Total no. of units under operation and total water requirement	
1	2	3	4	5
1	19.07.2021	1st Unit (800 MW) – 28 MCM /Year	One (800 MW)- 28 MCM /Year	2.33 MCM/Month
2	19.07.2021	2nd Unit (800 MW) – 28 MCM /Year	Two (800 MW)- 56 MCM /Year	4.67 MCM/Month

24.4 If the company fails to start production in successive units as shown in the table above, then the water tax and cess will be charged at the rate of 90% of the total quantity of annual allocated water.

24.5 On starting of the industrial production the company may convert the security amount, deposited by the company mentioned in Para 4 and clause no. 13 of this agreement, and deposit the amount equivalent to two months water tax and cess as bank guarantee and the deposited security amount may be adjusted in current monthly water bills.

(Ramavtar Tiwari)
Officer on Special Duty
Control Board for Major Project
Water Resources Department

प्रदीप्त कुमार मिश्रा / Pradipta Kumar Mishra
मुख्य महाप्रबंधक
Chief General Manager
एनटीपीसी गाडरवारा / NTPC GADARWARA

IN WITNESS WHERE Of **Ramavtar Tiwari, Officer On Special Duty (Executive Engineer), Control Board for Major Project, Water Resources Deptt. Bhopal (MP)**, has for and on behalf of the Governor of Madhya Pradesh hereto set his hand and affixed the seal of the office and the common seal of the **Officer On Special Duty (Executive Engineer), Control Board for Major Project, Water Resources Deptt. Bhopal (MP)** has been here up to affixed on the day and year first herein above written.

SIGNED 7/9/21 SEALED DELIVERED

(Ramavtar Tiwari)
Officer on Special Duty
Control Board for Major Project
Water Resources Department

(by **Ramavtar Tiwari, Officer On Special Duty (Executive Engineer), Control Board for Major Project, Water Resources Deptt. Bhopal (MP)** for and on behalf of the Governor of Madhya Pradesh in the presence of

Witness:

Signature

(1)..... (M.K. Sarraf) Executive Engineer (W)

(2)..... (Kapil Agrikoth) E.E. (W)

(THE COMMON SEAL OF NTPC Ltd. was pursuant to the resolution of the Board of the Directors of the company **dated the 31.01.2011** and authorization letter dated **04.08.2020, Mr Pradipta umar Mishra, Chief General Manager** of the company who in token thereof have here to set their respective hand in presence of)

Witness:

Signature

(1)..... देबब्रत कर / Debabrata kar
अपर महाप्रबंधक (पी एण्ड एस)
AGM (P&S)
एनटीपीसी लि. / NTPC LTD.
गाडरवारा वृ ता वि प / GADARWARA STPP

7/9/21
प्रदीप्त कुमार मिश्रा / Pradipta Kumar Mishra
मुख्य महाप्रबंधक
Chief General Manager
एनटीपीसी गाडरवारा / NTPC GADARWARA

(2)..... S. JAISWAL
AGM (NTPC Bhopal)

8

इसे वेबसाईट www.govtpressmp.nic.in से भी डाउन लोड किया जा सकता है.

मध्यप्रदेश राजपत्र

(असाधारण)

प्राधिकार से प्रकाशित

क्रमांक 316] भोपाल, शुक्रवार, दिनांक 13 जुलाई 2012—आषाढ़ 22, शक 1934

जल संसाधन विभाग

मंत्रालय, वल्लभ भवन, भोपाल

भोपाल, दिनांक 13 जुलाई 2012

क्र. 18-1-91-म-इकत्तीस-412.—क्रमांक-18-1-99-म-इकत्तीस-मध्यप्रदेश सिंचाई अधिनियम, 1931 (क्रमांक 3 सन् 1931) की धारा 40, 92 एवं 93 द्वारा प्रदत्त शक्तियों को प्रयोग में लाते हुए, राज्य सरकार, एतद्द्वारा, मध्यप्रदेश सिंचाई नियम, 1974 में निम्नलिखित संशोधन करती है जो कि उक्त अधिनियम की धारा 92, की उपधारा (3) के अनुसार पूर्व में प्रकाशित किये जा चुके हैं, अर्थात् :—

संशोधन

उक्त नियमों में,—

1. नियम 71-क (दो) के पश्चात् निम्नलिखित नियम अंत:स्थापित किया जाय, अर्थात्:—

71-क (तीन) मध्यप्रदेश शासन द्वारा औद्योगिक इकाइयों को जल के आवंटन के उपरांत जलकर अग्रिम निम्नानुसार जमा करना होगा :—

1. औद्योगिक इकाई को जल आवंटन आदेश जारी किए जाने की तिथि से लेकर औद्योगिक इकाई द्वारा उसके आवेदन में प्रस्तावित वाणिज्यिक उत्पादन तिथि तक की अवधि के लिए आवंटित जल पर देय जलकर की निम्नानुसार राशि जमा कराई जाए:—

अवधि	राशि (आवंटित जल पर देय जलकर राशि का प्रतिशत)
प्रथम तीन माह के लिए	100 प्रतिशत
प्रथम वर्ष के 4 से 12 माह तक	10 प्रतिशत
द्वितीय वर्ष	20 प्रतिशत
तृतीय वर्ष	30 प्रतिशत
चतुर्थ वर्ष	40 प्रतिशत
पंचम वर्ष	50 प्रतिशत
पंचम वर्ष उपरांत	50 प्रतिशत

2. उपनियम (1) में दर्शायी राशि में से 25 प्रतिशत धनराशि जलकर के रूप में जल संसाधन विभाग के राजस्व शीर्ष में और शेष 75 प्रतिशत राशि अग्रिम के रूप में जल संसाधन विभाग के "भो.डी. खाते" में शासकीय खजाने में जमा कराई जावेगी.

3. औद्योगिक इकाई द्वारा उसके आवेदन में दर्शाई (प्रस्तावित) वाणिज्यिक उत्पादन प्रारंभ करने की तिथि अथवा उसके पूर्व वाणिज्यिक उत्पादन प्रारंभ करने की दशा में औद्योगिक इकाई से उपरोक्तानुसार प्राप्त जलकर एवं अग्रिम की राशि का समायोजन मासिक जलकर के देयकों में किया जावेगा.

4. औद्योगिक इकाई द्वारा जल आवंटन हेतु प्रस्तुत आवेदन में दर्शाई (प्रस्तावित) तिथि तक वाणिज्यिक उत्पादन प्रारंभ नहीं करने की दशा में निम्नानुसार कार्रवाई की जाए:—

(अ) औद्योगिक इकाई को सूचना-पत्र जारी कर जल आवंटन निरस्त करने के लिये प्रकरण राज्य जलस्रोत उपयोग समिति को निर्णय हेतु प्रस्तुत किया जाए.

(ब) जल आवंटन निरस्त किया जाने की दशा में औद्योगिक इकाई द्वारा जमा कराई गई जलकर अग्रिम की राशि (जलकर की राशि जो कुल जमा राशि का 25 प्रतिशत होगी छोड़कर) औद्योगिक इकाई को लौटा दी जाए.

5. जलकर तथा जलकर अग्रिम पर कोई ब्याज देय नहीं होगा.

6. जिन इकाइयों को जल आवंटन तो प्राप्त है परन्तु जिनके द्वारा वाणिज्यिक उत्पादन प्रारंभ नहीं किया गया है, को उक्त उप-कंडिका 1 से 5 में वर्णित नीति पर सहमति देने के लिये 30 दिवस का नोटिस दिया जावेगा. जिन इकाईयों से सहमति प्राप्त होगी उनसे सहमति पत्र की तिथि से वाणिज्यिक उत्पादन प्रारंभ करने की तिथि तक की अवधि के लिए उप-कंडिका 1 के अनुसार जलकर तथा अग्रिम जमा कराया जावेगा. जिन इकाइयों द्वारा सहमति निर्धारित अवधि तक प्रस्तुत नहीं की जायेगी उनका जल आवंटन निरस्त किया जा सकेगा.

7. मध्यप्रदेश पावर जनरेटिंग कंपनी को आवंटित जल के संबंध में उप-कंडिका-1 से उप-कंडिका-5 तक के प्रावधान लागू नहीं होंगे.

No. 18-1-91-M-XXXI-412.—In exercise of the powers conferred by Section-40, 92 and 93 of the "Madhya Pradesh Irrigation Act, 1931" (No. 3 of 1931) the state Government hereby makes the following amendment in the "Madhya Pradesh Irrigation Rules, 1974" the same having been previously published as required by sub-section (3) of Section 92 of the said Act, namely :—

AMENDMENT

In the said rules:—

1. After rules 71-A (2), the following rules shall be inserted, namely:—

71-A (3) following water tax and advance water tax shall be deposited by industrial units/company from the date of water allocation made by Madhya Pradesh Government :—

1. The company shall deposit water tax from the date of allocation up to the date of commercial production as follows:—

Period	Amount (percentage of water tax on allotted water)
For 1st three months	100 %
For 4 to 12 months of first year	10 %
Second year	20 %
Third year	30 %
Fourth year	40 %
Fifth year	50 %
After Fifth year	50 %

2. 25% of the amount deposited by the company as per sub-rule-1 shall be received as revenue under Water Resources Department and rest 75% amount shall be deposited under "The PD Account" in Government Treasury, as an advance.

3. If the company starts commercial production on or before the date as shown in application, then the amount deposited as water Tax and advance shall be adjusted against the monthly bills for water tax as per the agreement with the company.

4. If the company do not start commercial production mentioned in application, then following action shall be taken:—

(a) A notice be served to the company and case shall be submitted to the State Water Resources Utilisation Committee for cancellation of water allocation.

(b) In condition of cancellation of water allotment the amount of water tax deposited as advance (excluding 25% as water tax) will be returned to the industries.

5. There will be no interest payable on the water tax and the advance water tax.

6. The industries/companies who have received water allocation but have not started commercial production shall be given a notice of 30 days to submit consent for acceptance of sub-rule 1 to 5 above. Those industries/companies, who submit consent as narrated above shall deposit water tax and advance as per sub-rule-1 from the date of consent. The water allocation for those industries/companies, who do not submit their consent with in prescribed period, shall be cancelled.

7. The sub-rules 1 to 5 will not be applicable on Madhya Pradesh Power Generating Company regarding water allotment.

मध्यप्रदेश के राज्यपाल के नाम से तथा आदेशानुसार,

प्रकाश जांगरे, उपसचिव.

निदेशक, शासकीय मुद्रण तथा लेखन सामग्री, मध्यप्रदेश द्वारा शासकीय केन्द्रीय मुद्रणालय, भोपाल से मुद्रित तथा प्रकाशित—2012.

भारतीय गैर न्यायिक

भारत INDIA

रु. 500 FIVE HUNDRED RUPEES

पाँच सौ रुपये Rs. 500

सत्यमेव जयते

INDIA NON JUDICIAL



मध्य प्रदेश MADHYA PRADESH R 983410

AGREEMENT FORM FOR SUPPLY OF WATER TO NTPC Ltd.,

Form-7A

(See Rule 71-A)

This agreement made on this day 30th of April, 2015 between the Governor of Madhya Pradesh, acting through Officer On Special Duty (Executive Engineer, Control Board For Major Project Water Resources Department, Bhopal (M.P.) (hereinafter referred to as M.P.W.R.D.) which expression shall where the context so admits, includes his successors assigned in office of the first part and **NTPC Ltd.**, a company registered under the Indian Companies Act 1955 (No. 1 of 1956) and having its registered office at **NTPC Bhawan, Scope Complex, 7 Institutional Area, Lodhi Road, New Delhi-110003** herein after referred to as "the Company", which expression shall unless excluded by or be repugnant to context meaning thereof be deemed to include its successors assigned of the other part.

Whereas the company has applied to the Government for permission to draw **111.64 MCM per year /305863 Cum** of water per day from the **Narmada River** (hereinafter referred to as "the said natural or Government water source") for the use by the Company's **(4x800) MW capacity, Gadarwara Thermal Power Plant** to be located at **Village Dongargaon, P.O. Chichli, Tahsil Gadarwara, Dist. Narsinghpur, M.P.** (herein after referred to as "the said plant") and laying underground and surface pipes and drains for discharge of the factory effluent).

Officer on Special Duty
Control Board for Major Projects
Water Resources Department
M.P. BHOPAL

बी.जी. शेट्टी / B.G SETTY
एन टी पी सी लि. / NTPC

Rs 500/ 30-4-2015

1306
500

O.S.D. (EE Control Board for Major Project
Cadetes Resources Department
Bpl
Agt
N.T.P.C. Scope Complex
New Delhi





[illegible] JOSEPH
Shop No. [illegible] Bittan Market
E-5 [illegible] BHOPAL-462016
☎ 2464039, 2765063

(178)

And whereas the Government has agreed vide letter no/सीबी/रा.स्त. –152/31/2009/287 दिनांक 15/06/2009 to grant the aforesaid permission to the Company to use water from the said Government source at their own cost on the terms and conditions hereafter appearing.

And whereas prior to the execution of these presents the Company has deposited with the Government, the sum of **Rs.4,32,60,500/- (Rs. Four Crores thirty two Lakhs sixty thousands five hundreds) only** being the water rates and local fund cess for the quantity of water to be drawn by the company in three months (Water allocation fees equivalent to the amount of one month water tax and cess on the annual allocated quantity of water and security amount equivalent to the amount of two months charges of water tax and cess on the annual allocated quantity of water in cash) as per Rule No.71-A(3)(a)&(b) of Madhya Pradesh Irrigation Rules 1974.

And whereas it has been agreed that the said Sum of **Rs.2,88,40,333/- (Rs. Two Crores Eighty Eight Lakhs Fourty Thousands Three Hundreds Thirty Three) only** deposited by the company against security amount shall not bear any interest (security amount equivalent to the amount of two months charges of water tax and cess on the annual allocated quantity of water).

Now this agreement witnessth as under:-

(1) In consideration of the company duly making payment to the Government as hereinafter specified and duly observing and performing the covenents and conditions, both herein contained Government hereby give permission to the company to **draw 111.64 MCM per year /305863 Cum** of water per day from the said natural or from the government water source to the company's said plant for term of 30 (Thirty) years commencing from **the day 30th of April, 2015** on the terms and conditions herein contained. The permission hereby granted shall be subject to the provision of Madhya Pradesh Irrigation Act, 1931 (3 of 1931) amendments thereof and M.P. Irrigation rules 1974 amended thereof and further any executive orders issued in this behalf by the Government from time to time and for the time being in force.

(2) The Company shall pay to the Government water rates for water drawn by it from said natural or Government water source at the rates fixed by Water Resources Department No. 18-1/91/मध्यम/31/797, Bhopal, Dated 30-11-2010 which is **Rs. 1.55 (Rs. One and Paise Fifty Five) only per Cum/unit.**
Note: - The rates which are going to apply to the company must be shown and not other rates. For the quantities of water drawn in excess of the agreed quantities and for any other unauthorized drawl of water then 50% (Fifty percent) additional rates shall be charged in addition to the normal rates as specified above.

In addition to the payment of water rates as specified above, the company shall also pay the Water Resources Department Local fund cess or any other tax at the rates as fixed by the Government from time to time. Government here by reserves the right to revise the rates from time to time the said water rates and the local cess or other taxes to be paid by the company and the company shall pay such revised water rates and local cess or other taxes as may be fixed by the Government from time to time. Excepting the circumstances or short water supply specified in clause (15) the company shall in any event, pay water charges for at least 90% of the quantum

179

Officer on Special Duty
Control Board for Major Projects
Water Resources Department

बी. जी. शेट्टी/ B.G. Shetty
एन टी पी सी लि./ NTPC Limited

Annexure-D1

मध्यप्रदेश शासन,
जल संसाधन विभाग,
वृहद परियोजना नियंत्रण मण्डल

कक्ष क्रमांक 411, चौथी मंजिल, जल संसाधन भवन,
तुलसी नगर, भोपाल – 462003
Tel. 0755-2557255
Email-cbmpbpl@gmail.com

पत्र क्र. वृ.प.नि.म./रा.स्त.–152/31/तक/2008/481 भोपाल दिनांक 09/9/2021

प्रति,

मुख्य अभियंता,
वैनगंगा कछार,
जल संसाधन विभाग,
सिवनी (म.प्र.)

विषय :–एन.टी.पी.सी.लि. को सुपर थर्मल पावर प्लांट, गाडरवाड़ा, जिला नरसिंहपुर को आवंटित 56.00 मि.घ.मी. वार्षिक जल हेतु अनुबंध हस्ताक्षरित करने के संबंध में।

संदर्भ :– इस कार्या.का पत्र क्र. वृ.प.नि.म./31/तक/रा.स्त.–152/2008/369–370 दि. 19.07.2021

—00—

एन.टी.पी.सी. लिमिटेड को जिला नरसिंहपुर में प्रस्तावित सुपर थर्मल पावर प्लांट के लिए इस कार्यालय के संदर्भित पत्र दिनांक 19.07.2021 द्वारा कम्पनी को नर्मदा नदी से 111.64 मि.घ.मी. वार्षिक के स्थान पर 56.00 मि.घ.मी. वार्षिक संशोधित जल आवंटित किया गया। एन.टी.पी.सी. लिमिटेड एवं विभाग के मध्य दिनांक 30.04.2016 को हस्ताक्षरित अनुबंध को निरस्त कर संशोधित अनुबंध सम्पादित किया गया है।

एन.टी.पी.सी. लिमिटेड, नई दिल्ली एवं विभाग के मध्य दिनांक 07.09.2021 को प्रारूप –7(क) में अनुबंध हस्ताक्षरित किया गया।

विभाग एवं कम्पनी के मध्य हस्ताक्षरित अनुबंध की प्रति सूचनार्थ एवं आवश्यक कार्यवाही हेतु संलग्न है।

सहपत्र:– उपरोक्तानुसार

(जी.पी. सोनी)
मुख्य अभियंता, बोधी एवं
सदस्य सचिव, साधिकार समिति
म.प्र.शासन, जल संसाधन विभाग

पृ.क्र. वृ.प.नि.म./152/31/तक/2008/482 भोपाल दिनांक 09/9/2021

प्रतिलिपि :–

1. प्रमुख अभियंता, जल संसाधन विभाग, भोपाल (म.प्र.)
2. अधीक्षण यंत्री, जल संसाधन मण्डल, जबलपुर (म.प्र.)
3. कार्यपालन यंत्री, हिरन जल संसाधन संभाग, पनागेडी, जबलपुर (म.प्र.)
4. एन.टी.पी.सी. लिमिटेड, एन.टी.पी.सी. भवन, स्कॉप काम्प्लेक्स, 7 इन्टीट्यूशनल एरिया, लोधी रोड, नई दिल्ली – 110003

की ओर कृपया सूचनार्थ एवं आवश्यक कार्यवाही हेतु।

सहपत्र:– उपरोक्तानुसार

(जी.पी. सोनी)
मुख्य अभियंता, बोधी एवं
सदस्य सचिव, साधिकार समिति
म.प्र.शासन, जल संसाधन विभाग

मध्यप्रदेश शासन,
जल संसाधन विभाग,
वृहद परियोजना नियंत्रण मण्डल

कक्ष क्रमांक 411, चौथी मंजिल, जल संसाधन भवन,
तुलसी नगर, भोपाल – 462003
Tel. 0755-2557255
Email-cbmpbpl@gmail.com

पत्र क्र. वृ.प.नि.म./रा.स्त.–152/31/तक/2008/481 भोपाल दिनांक 09/9/2021

प्रति,

मुख्य अभियंता,
बैनगंगा कछार,
जल संसाधन विभाग,
सिवनी (म.प्र.)

विषय :–एन.टी.पी.सी.लि. को सुपर थर्मल पावर प्लांट, गाडरवाड़ा, जिला नरसिंहपुर को आवंटित 56.00 मि.घ.मी. वार्षिक जल हेतु अनुबंध हस्ताक्षरित करने के संबंध में।

संदर्भ :– इस कार्या.का पत्र क्र. वृ.प.नि.म./31/तक/रा.स्त.–152/2008/369–370 दि. 19.07.2021

—00—

एन.टी.पी.सी. लिमिटेड को जिला नरसिंहपुर में प्रस्तावित सुपर थर्मल पावर प्लांट के लिए इस कार्यालय के संदर्भित पत्र दिनांक 19.07.2021 द्वारा कम्पनी को नर्मदा नदी से 111.64 मि.घ.मी. वार्षिक के स्थान पर 56.00 मि.घ.मी. वार्षिक संशोधित जल आवंटित किया गया। एन.टी.पी.सी. लिमिटेड एवं विभाग के मध्य दिनांक 30.04.2016 को हस्ताक्षरित अनुबंध को निरस्त कर संशोधित अनुबंध सम्पादित किया गया है।

एन.टी.पी.सी. लिमिटेड, नई दिल्ली एवं विभाग के मध्य दिनांक 07.09.2021 को प्रारूप –7(क) में अनुबंध हस्ताक्षरित किया गया।

विभाग एवं कम्पनी के मध्य हस्ताक्षरित अनुबंध की प्रति सूचनार्थ एवं आवश्यक कार्यवाही हेतु संलग्न है।

सहपत्रः– उपरोक्तानुसार

(जी.पी. सोनी)
मुख्य अभियंता, बोधी एवं
सदस्य सचिव, साधिकार समिति
म.प्र.शासन, जल संसाधन विभाग

पृ.क्र. वृ.प.नि.म./152/31/तक/2008/482 भोपाल दिनांक 09/9/2021

प्रतिलिपि :–

1. प्रमुख अभियंता, जल संसाधन विभाग, भोपाल (म.प्र.)
2. अधीक्षण यंत्री, जल संसाधन मण्डल, जबलपुर (म.प्र.)
3. कार्यपालन यंत्री, हिरन जल संसाधन संभाग, पचमेडी, जबलपुर (म.प्र.)
4. एन.टी.पी.सी. लिमिटेड, एन.टी.पी.सी. भवन, स्कॉप काम्प्लेक्स, 7 इन्टीट्यूशनल एरिया, लोधी रोड, नई दिल्ली – 110003

की ओर कृपया सूचनार्थ एवं आवश्यक कार्यवाही हेतु।

सहपत्रः– उपरोक्तानुसार

(जी.पी. सोनी)
मुख्य अभियंता, बोधी एवं
सदस्य सचिव, साधिकार समिति
म.प्र.शासन, जल संसाधन विभाग

Registration and Stamp Department
Madhya Pradesh



Certificate of Stamp Duty

Stamp Details

E-Stamp Code	01010506092021013841
Total E-Stamp Amount	500
Govt. Stamp Duty (Rs.)	500
Janpad Duty (Rs.)	0
Exempted Amount(Rs.)	0
Municipality Duty (Rs.)	0
Upkar Amount (Rs.)	0
E-Stamp Type	NON-JUDICIAL
Issue Date & Time	06/09/2021 17:01:04
Service Provider or Issuer Details	Raghvendra Singh Panwar/SP010541711201500277
SP/SRO/DRO/HO Details	Office No. 309,1st Floor, BDA Complex, 07 No. Bus Stop, Shivaji Nagar, Bhopal HUZUR BHOPAL

Deed Details

Deed Type	Agreement or Memorandum of an agreement
Deed Instrument	If not otherwise provided for- Five hundred rupees.
Purpose	Agreement form for supply of water to NTPC Ltd.

First Party Details

Organization Name	OSD,CONTROL BOARD FOR MAJOR PROJECT,WRD BHOPAL MP
Address	FOURTH FLOOR, JAL SANSADHAN BHAWAN, TULSI NAGAR BHOPAL Madhya Pradesh INDIA
Number of Persons	1

Second Party Details

Organization Name	NTPC Limited
Address	NTPC Bhawan, Core-7, Scope Complex,7 Institutional Area Lodi Road, New Delhi-11000. BHOPAL Madhya Pradesh INDIA
Number of Persons	2

Agreement form for supply of water to NTPC Ltd.

AGREEMENT FORM FOR SUPPLY OF WATER TO NTPC Ltd.,

Form-7A

(See Rule 71-A)

This agreement made on this day 7th day of September, 2021 between the Governor of Madhya Pradesh, acting through Officer On Special Duty (Executive Engineer, Control Board For Major Project Water Resources Department, Bhopal (M.P.) (hereinafter referred to as M.P.W.R.D.) which expression shall where the context so admits, includes his successors assigned in office of the first part and **NTPC Ltd.**, a company registered under the Indian Companies Act 1955 (No. 1 of 1956) and having its registered office at **NTPC Bhawan, Scope Complex, 7 Institutional Area, Lodhi Road, New Delhi-110003** herein

Digitally signed by
RAGHVENDRA SINGH
PANWAR
Date: 2021.09.06 17:01:07 IST

7/9/21

(Kumavta Tiwari)
Officer on Special Duty
Control Board for Major Project
Water Resources Department

7/9/21

प्रदीप्त कुमार मिश्रा / Pradipta Kumar Mishra
मुख्य महाप्रबंधक
Chief General Manager
एनटीपीसी गाडरवारा / NTPC GADARWARA

after referred to as "the Company", which expression shall unless excluded by or be repugnant to context meaning thereof be deemed to include its successors assigned of the other part.

Whereas the company has applied to the Government for permission to draw **56 MCM per year /153424 Cum** of water per day from the **Narmada River** (hereinafter referred to as "the said natural or Government water source") for the use by the Company's **(2x800) MW capacity, Gadarwara Thermal Power Plant** located at **Village Dongargaon, P.O. Chichli, Tahsil Gadarwara, Dist. Narsinghpur, M.P.** (herein after referred to as "the said plant") and laid underground and surface pipes and drains for discharge of the factory effluent).

And whereas the Government has agreed vide letter no. **वृ.प.नि.म./31/तक/रा.स्त.–152/31/2008/369–370, dated 19/07/2021** (Originally 111.64 MCM per year / 305863 Cum per day was allocated vide letter no. **सीबी/रा.स्त.–152/31/2009/287** दिनांक **15/06/2009,** which was reduced to **56 MCM per year /** 153424 **Cum.** of water per day vide letter **dated 19/07/2021** to grant the aforesaid permission to the Company to use water from the said Government source at their own cost on the terms and conditions hereafter appearing.

And whereas prior to the execution of these presents the Company has deposited with the Government, the sum of **Rs.4,32,60,500/- (Rs. Four Crores thirty two Lakhs sixty thousands five hundreds)** only being the water rates and local fund cess for the quantity of water to be drawn by the company in three months (Water allocation fees equivalent to the amount of one month water tax and cess on the annual allocated quantity of water and security amount equivalent to the amount of two months charges of water tax and cess on the annual allocated quantity of water in cash) as per Rule No.71-A(3)(a)&(b) of Madhya Pradesh Irrigation Rules 1974.

And whereas it has been agreed that the said Sum of **Rs.2,88,40,333/- (Rs. Two Crores Eighty Eight Lakhs Forty Thousands Three Hundreds Thirty Three) only** deposited by the company against security amount shall not bear any interest (security amount equivalent to the amount of two months' charges of water tax and cess on the annual allocated quantity of water).

Now this agreement witnessth as under: -

(1) In consideration of the company duly making payment to the Government as hereinafter specified and duly observing and performing the covenants and conditions, both herein contained Government hereby give permission to the company to **draw 56 MCM per year /153424 Cum** of water per day from the said natural or from the government water source to the company's said plant for term of 30 (Thirty) years commencing from **the day 7th day of September, 2021** on the terms and conditions herein contained. The permission hereby granted shall be subject to the provision of Madhya Pradesh Irrigation Act, 1931 (3 of 1931) amendments thereof and M.P. irrigation rules 1974 amended thereof and further any executive orders issued in this behalf by the Government from time to time and for the time being in force.

Ramavtar 7/9/21
(Ramavtar Tiwari)
Officer on Special Duty
Control Board for Major Project
Water Resources Department

2
प्रदीप्त कुमार मिश्रा / Pradipta Kumar Mishra
मुख्य महाप्रबंधक
Chief General Manager
एनटीपीसी गाडरवारा / NTPC GADARWARA

(2) The Company shall pay to the Government water rates for water drawn by it from said natural or Government water source at the rates fixed by Water Resources Department No. 18-1/91/सत्रह/31/797, Bhopal, Dated 30-11-2010 which is **Rs. 1.55 (Rs. One and Paise Fifty Five)** only **per Cum/unit.**

Note: - The rates which are going to apply to the company must be shown and not other rates. For the quantities of water drawn in excess of the agreed quantities and for any other unauthorized drawl of water then 50% (Fifty percent) additional rates shall be charged in addition to the normal rates as specified above.

In addition to the payment of water rates as specified above, the company shall also pay the Water Resources Department Local fund cess or any other tax at the rates as fixed by the Government from time to time. Government here by reserves the right to revise the rates from time to time the said water rates and the local cess or other taxes to be paid by the company and the company shall pay such revised water rates and local cess or other taxes as may be fixed by the Government from time to time. Excepting the circumstances or short water supply specified in clause (15) the company shall in any event, pay water charges for at least 90% of the quantum of water allowed (as per the effective dates and quantum shown in para 24.3 of this agreement) to be drawn by it though the actual quantity of water drawn by the company is less than 90% of the quantum of water allowed to be drawn by under clause (1).

(3) The company shall make its own arrangements at its own cost to use water either by construction of any civil engineering work which may include construction of pick up weir, barrage, dam, dug well, tube well etc. The design of such civil engineering facility will be prepared and submitted by the company for approval of the Water Resources Department. The concerning Chief Engineer will give his decision within thirty days to the Sadhikar samiti. The decision of Sadhikar samiti shall be final.

(4) In the event of any emergency interruption in the water supply to the said Government water source resulting from a non Government Act (such as sudden reduction in inflow) the Executive Engineer shall give immediate written notice to the company. Upon receipt of such notice the company shall have no right to be compensated for any cessation in water supply nor will the company have any liability for payments for water charges, local fund cess or taxes, except those amounts then due but unpaid, until such time as the flow of water through the said natural water sources shall be restored to the level required to the provided by the Government hereunder.

(5) Subject to the terms and conditions of this agreement nothing herein contained shall be deemed to imply any guarantee on the part of the Government the uninterruptability in the supply of water during an event of Force Majeure. The Government shall also not responsible for such non supply or inadequate supply of water as result of any event of Force Majeure or for damages or losses due to any event of Force Majeure. During an event of Force Majeure the company shall not be liable for payment of any water charges local fund cess or other taxes, except those pertaining to water already received by the company for which payment is due and

(Ramavtar Tiwari) 7/9/21
Officer on Special Duty
Control Board for Major Project
Water Resources Department

3

प्रदीप्त कुमार मिश्रा / Pradipta Kumar Mishra
मुख्य महाप्रबंधक
Chief General Manager
एनटीपीसी गाडरवारा / NTPC GADARWARA

unpaid, which amount shall remain due and payable in accordance with terms of this agreement. Force Majeure shall include droughts and other similar natural disasters, which are beyond the control of State Government.

(6) The company/corporation shall pay adequate compensation to any person/persons affected due to submergence of land, property, public facilities etc. by the construction of the civil engineering works for creating the sources of water supply.

(7) The water from natural/Government water source shall be used by the company for the purposes of the company's said plant including water supply to the colony and shall not be misused by the company by sale of water to any other consumer, in the event of any such sale of water by the company without prejudice to the Government's rights to revoke this license and the Government shall be entitled to recover from the company, the proceeds of such sale of water realized by the company.

(8) The permission hereby granted shall not in any manner prejudicially affect the existing water rights vested in the upstream riparian owners nor shall it in anyway prejudice Government's right to hereafter launch or implement any new scheme or schemes of its own act, on or in connection with the present source of the said natural/Government water source. However Government of Madhya Pradesh hereby assures that any other water rights granted by them for the purpose of irrigation or any other industrial purposes shall be granted in a manner so as not to affect the availability of required water for the project throughout the term of this agreement.

(9) The company shall not construct the civil engineering work, viz, pick-up weir, barrage, reservoir, dam, dug well, tube well and lifting arrangements etc. in the said water source unless the proposals, plant drawings, specifications, estimates and all other details thereof are previously submitted to and approved in writing by an officer authorized in that behalf by the Government and while granting its approval to the construction of the Civil Engineering work pick-up weir, barrage, lifting arrangements etc. Government may impose such conditions as it may in its absolute discretion think fit.

(10) The arrangements for measurements of water drawn by the company from the said water source shall be made by the company in such a manner as may be directed by the Government or **Executive Engineer, Hiran Water Resources Division, Jabalpur,** Madhya Pradesh (hereinafter referred to as the Executive Engineer). The automatic measuring device shall be installed and maintained by the company at its own cost after obtaining prior approval therein writing from the Government or the Executive Engineer. In the event of measuring device so installed by the company as aforesaid, ceases to function or goes out of order, the charges which the company would be liable to pay to Government in respect of consumption of water for the days measuring device does not work, shall be calculated alternatively on the basis of maximum hourly pumping capacity multiplied by the number of hours of operation of those pumps for which it will be obligatory for the company to maintain records.

7/9/21

(Wari)
Officer on Special Duty
Control Board for Major Project
Water Resources Department

प्रदीप्त कुमार मिश्रा / Pradipta Kumar Mishra
मुख्य महाप्रबंधक
Chief General Manager
एनटीपीसी गाडरवारा / NTPC GADARWARA

(11) The company shall treat the affluent (Discharge of water after use) for all the impurities ferrous and other chemicals and shall appropriately purify the water as per Central Government Public Health Environmental Engineering Organization, water supply mannual, which specifies the standard of potable water.

(12) Within thirty days from the date monthly demands are received by the company from Executive Engineer, the company shall pay to the Executive Engineer the amount of water rates and local fund cess for the water drawn by the company during the proceeding month. Interest at the rate of 24% (twenty four percent) and service charge at the rate of 1% (one percent) per annum shall be recovered if the payment is not done within three months from the date of the bill for water supplied. Nonpayment of the bills up to six months from the due date of payment shall be treated as the breach of agreement.

(13) The company shall keep deposited with the Executive Engineer the said sum equivalent to Two times of assessed monthly bill in cash as security deposit up to the date of start of industrial production which may be converted into equivalent amount of Bank Guarantee after the date of start of industrial production and utilization of water as per effective dates shown in the table of para 24.3 of this agreement. This is because of security for due and proper payment of the water rates and local fund cess and irrigation dues and due observance and performance of the terms and conditions herein. In the event of failure by the company to duly pay the aforesaid dues, the outstanding dues from the company shall be adjusted against the said deposit on default of the company to punctually pay the water rates and local fund cess as aforesaid the Government shall without prejudice to its any other rights and remedies, be entitled to terminate this agreement forthwith.

(14) Without prejudice to any other, its remedies and powers of the Government any sum due and payable by the company, under these presents shall be recoverable from the company in the same manner as an arrear of land revenue under the provisions of law for the time being in force in that behalf.

(15) In the event of there being a shortage of water in the said natural / Government water source, the Executive Engineer shall serve a notice on the company explaining the possibility of the anticipated shortage. The company shall in such circumstances, reduce the consumption of water and will furnish to the Executive Engineer, a weekly return showing the actual quantum of water drawn by it.

(16) No existing irrigation interests under the river, spring, channels and irrigation wells, shall be prejudiced. If in the opinion of the Government such existing interests are prejudiced, the company shall pay such compensation to the concerned person or persons whose interests are affected as may be determined by the Government.

(17) The company shall at all times allow an officer of Water Resources Department of the Government of Madhya Pradesh authorized in that behalf, to inspect the measuring device as well as the water accounts and furnish to the Government copies of entries from the records maintained by the company.

7/9/21

(Ramavtar Tiwari)
Officer on Special Duty
Central Board for Major Project
Water Resources Department

5

प्रदीप कुमार मिश्रा / Pradipta Kumar Mishra
मुख्य महाप्रबंधक
Chief General Manager
एनटीपीसी गाडरवारा / NTPC GADARWARA

(18) Any notice or other documents to be given to or served upon the company thereunder, may be given or served on behalf of the Government by the Executive Engineer and any such notice or documents shall be deemed to have been duly given to or served upon the company if it is sent by registered post or delivered at the registered office of the company.

(19) If the company commits a breach of any of the terms and conditions hereof, Government shall be entitled to terminate this agreement and there upon the company shall discontinue to draw water from the said natural water source without Government being liable for payment of any compensation whatsoever to the company.

(20) On the expiry of term of this agreement, Government may renew this agreement for such further period and on such terms and conditions as the Government may in its absolute discretion deem fit.

(21) The cost and incidental charges incurred in the execution of this agreement including stamp duty shall be borne and paid by the company.

(22) Order No. **वृ.प.नि.म./31/तक/रा.स्त.–152 /31/2008/369–370, dated 19/07/2021** of Chief Engineer, BODHI and Member Secretary, Sadhikar Samiti, Govt. of M.P. Water Resources Department, Bhopal and Order No /सीबी/रा.स्त. **–152/31/2009/287 दिनांक 15/06/2009** of Secretary, Control Board for Major Project, Govt. of M.P. Water Resources Department, Bhopal and order No.18-1/91/न्यास/31/797, Dated 30-11-2010 of Secretary, Control Board for Major Project and M.P. Gazette Notification (Extra Ordinary) No. 18-1-91-न्यास-इक्तीस-626, Dated 22-06-2013 of Deputy Secretary, Govt. of M.P. WRD. (for water allocation and executive instructions etc.) will also form the part of this agreement.

(23) **SETTLEMENT OF DISPUTES:**

(a) **Mutual Discussion** – the parties to this agreement agree that all disputes touching upon or arising out of this agreement including interpretation of any of the clauses of this agreement, the respective rights and obligation of the parties or non performance of obligation on the part of any party shall be amicably resolved by mutual negotiations.

(b) **Arbitration** – If after sixty days from the commencement of such negotiations, the parties have been unable to resolve amicably a dispute, such dispute or difference shall be referred to Arbitration under the provisions of the arbitration and conciliation Act, 1996. The award of the Arbitration panel shall be final and binding on the parties.

3/9/21

(Ramavtar Tiwari)
Officer on Special Duty
Control Board for Major Project
Water Resources Department

6

प्रदीप कुमार मिश्रा / Pradeep Kumar Mishra
मुख्य महाप्रबंधक
Chief General Manager
एनटीपीसी गाडरवारा / NTPC GADARWARA

(24) **SPECIAL CONDITIONS:-**

24.1 If the Company fails to start industrial production within 48 months from the date of issue of water allocation order, then the Company shall pay water tax equivalent to 5% of the water tax and cess payable on the annual allocation of water. However, the Company will have the option of depositing the above fees on a monthly basis or in a single annual installment.

24.2 If in case, the Company fails to start industrial production up to 72 months from the date of issuance of water allocation order of the authorized extended period there for, then the water allocation order shall be deemed to be cancelled and the security amount deposited by the company mentioned in Para 4 and clause no. 13 of this agreement shall stand forfeited.

24.3 It is hereby agreed that the Company will have an option to fix different dates for commencing industrial production in different units at this location. The details of agreed programme and water utilization (**the period between two successive dates shall be six months or less**) is given below:-

S. No.	Effective date of water drawl	Programme for Commissioning of units		Agreed quantity of water drawl per month in Cum.
		No. of Units agreed to be commissioned and their water requirement per unit	Total no. of units under operation and total water requirement	
1	2	3	4	5
1	19.07.2021	1st Unit (800 MW) – 28 MCM /Year	One (800 MW)- 28 MCM /Year	2.33 MCM/Month
2	19.07.2021	2nd Unit (800 MW) – 28 MCM /Year	Two (800 MW)- 56 MCM /Year	4.67 MCM/Month

24.4 If the company fails to start production in successive units as shown in the table above, then the water tax and cess will be charged at the rate of 90% of the total quantity of annual allocated water.

24.5 On starting of the industrial production the company may convert the security amount, deposited by the company mentioned in Para 4 and clause no. 13 of this agreement, and deposit the amount equivalent to two months water tax and cess as bank guarantee and the deposited security amount may be adjusted in current monthly water bills.

(Ramavtar Tiwari)
Officer on Special Duty
Control Board for Major Project
Water Resources Department

प्रदीप्त कुमार मिश्रा / Pradipta Kumar Mishra
मुख्य महाप्रबंधक
Chief General Manager
एनटीपीसी गाडरवारा / NTPC GADARWARA

IN WITNESS WHERE Of **Ramavtar Tiwari, Officer On Special Duty (Executive Engineer), Control Board for Major Project, Water Resources Deptt. Bhopal (MP)**, has for and on behalf of the Governor of Madhya Pradesh hereto set his hand and affixed the seal of the office and the common seal of the **Officer On Special Duty (Executive Engineer), Control Board for Major Project, Water Resources Deptt. Bhopal (MP)** has been here up to affixed on the day and year first herein above written.

SIGNED 7/9/21 SEALED DELIVERED

(Ramavtar Tiwari)
Officer on Special Duty
Control Board for Major Project
Water Resources Department

(by **Ramavtar Tiwari, Officer On Special Duty (Executive Engineer), Control Board for Major Project, Water Resources Deptt. Bhopal (MP)** for and on behalf of the Governor of Madhya Pradesh in the presence of

Witness:

Signature

(1)..... (M.K. Sarraf) Executive Engineer (W)

(2)..... (Kapil Agrawal) E.E. (W)

(THE COMMON SEAL OF NTPC Ltd. was pursuant to the resolution of the Board of the Directors of the company **dated the 31.01.2011** and authorization letter dated **04.08.2020, Mr Pradipta umar Mishra, Chief General Manager** of the company who in token thereof have here to set their respective hand in presence of)

Witness:

Signature

(1)..... देबब्रत कर / Debabrata kar
अपर महाप्रबंधक (पी एण्ड एस)
AGM (P&S)
एनटीपीसी लि. / NTPC LTD.
गाडरवारा वृ ता वि प / GADARWARA STPP

7/9/21
प्रदीप्त कुमार मिश्रा / Pradipta Kumar Mishra
मुख्य महाप्रबंधक
Chief General Manager
एनटीपीसी गाडरवारा / NTPC GADARWARA

(2)..... S. JAISWAL
AGM (NTPC Bhopal)

8

GADARWARA

BALANCE SHEET **(Amount in ₹)**

	As at	Note	31.03.2021	31.03.2020
001	**ASSETS**		**0.00**	**0.00**
002			**0.00**	**0.00**
003	**Non-Current Assets**		**0.00**	**0.00**
004	Property, plant and equipment	2	124,382,298,486.46	71,950,311,598.08
005	Capital-Work-in-Progress	3	7,609,252,234.00	57,325,881,874.72
006	Intangible Assets	4	75,187,964.17	79,972,132.82
007	Intangible Assets under Development	5	0.00	0.00
008	**Financial Assets**		**0.00**	**0.00**
009	i) Investments in Subsidiaries and Joint Ventures	6	0.00	0.00
010	ii) Investments	7	0.00	0.00
011	iii) Trade receivables	8	0.00	0.00
012	iv) Loans	9	68,330,089.86	60,242,275.70
013	v) Other financial assets	10	0.00	0.00
014	Other non-current assets	11	2,506,393,465.74	2,846,156,732.54
015	**Total non-current assets**		**134,641,462,240.23**	**132,262,564,613.86**
016			**0.00**	**0.00**
017	**Current Assets**		**0.00**	**0.00**
018	Inventories	12	1,826,637,656.75	1,810,203,418.34
019	**Financial assets**		**0.00**	**0.00**
020	i) Investments	13	0.00	0.00
021	ii) Trade receivables	14	0.00	0.00
022	iii) Cash and cash equivalents	15	459,211.24	350,487.84
023	iv) Bank balances other than cash and cash equivalents	16	0.00	0.00
024	v) Loans	17	37,438,240.78	36,460,603.15
025	vi) Other financial assets	18	1,819,246.76	-8,477,437.93
026	Current Tax Assets (net)		0.00	0.00
027			0.00	0.00
028	Other Current Assets	19	1,067,128,191.92	648,701,928.63
029			**0.00**	**0.00**
030	**Total Current Assets**		**2,933,482,547.45**	**2,487,239,000.03**
031	Regulatory deferral account debit balances	20	1,045,603,730.94	1,298,926,397.57
032	**TOTAL ASSETS**		**138,620,548,518.62**	**136,048,730,011.46**
034	**EQUITY AND LIABILITIES**		**0.00**	**0.00**
035	**Equity**		**0.00**	**0.00**
036	Equity Share capital	21	0.00	0.00
037	Other equity	22	7,544,318,635.25	2,824,251,090.52
040	**Total equity**		**7,544,318,635.25**	**2,824,251,090.52**
041			0.00	0.00
042	**Liabilities**		**0.00**	**0.00**
043	**Non-Current Liabilities**		**0.00**	**0.00**
044	**Financial liabilities**		**0.00**	**0.00**
045	i) Borrowings	23	189,627,738.85	173,044,014.29

GADARWARA

BALANCE SHEET **(Amount in ₹)**

	As at	Note	31.03.2021	31.03.2020
046	**ii) Trade payables**		**0.00**	**0.00**
047	- Total outstanding dues of micro and small enterprises	24	6,944,160.43	2,640,803.69
048	- Total outstanding dues of creditors other than micro and small enterprises	24	2,781,140.50	4,145,735.65
049	iii) Other financial liabilities	25	235,040.90	139,397,132.94
050	Provisions	26	0.00	0.00
051	Deferred Tax Liabilities (net)	27	0.00	0.00
052	Other non-current liabilities	28	0.00	0.00
053			**0.00**	**0.00**
054	**Total non-current liabilities**		**199,588,080.68**	**319,227,686.57**
055			**0.00**	**0.00**
056	**Current Liabilities**		**0.00**	**0.00**
057	**Financial liabilities**		**0.00**	**0.00**
058	i) Borrowings	29	0.00	0.00
059	**ii) Trade Payables**		**0.00**	**0.00**
060	- Total outstanding dues of micro and small enterprises	30	18,923,367.40	21,715,592.39
061	- Total outstanding dues of creditors other than micro and small enterprises	30	497,486,739.82	120,912,609.20
062	iii) Other financial liabilities	31	7,121,347,363.30	6,894,481,962.94
063	Other current liabilities	32	172,856,425.21	62,261,411.97
064	Provisions	33	331,083,535.81	409,195,639.55
065	Current tax liabilities (net)	34	0.00	0.00
066			**0.00**	**0.00**
067	**Sub Total**		**8,141,697,431.54**	**7,508,567,216.05**
068			**0.00**	**0.00**
069	Deferred Revenue	35	54,513,000.00	0.00
070	Regulatory deferral account credit balances	36	0.00	0.00
071	Inter Unit Accounts		122,680,431,371.15	125,396,684,018.32
072			**0.00**	**0.00**
073	**TOTAL EQUITY AND LIABILITIES**		**138,620,548,518.62**	**136,048,730,011.46**
074	Significant Accounting Policies as per Note 1	1	0.00	0.00
075			**0.00**	**0.00**
076	The accompanying notes 1 to 44 form an integral part of these financial statements.		0.00	0.00
077			0.00	0.00
078			**0.00**	**0.00**

BRIJESH KUMAR PANDEY
Digitally signed by BRIJESH KUMAR PANDEY
Date: 2021.04.28 12:18:47 +05'30'
(Auditor Initial & Stamp)

ANUJ KUSH
(Head of Finance)

PRADIPTA KUMAR MISHRA
Digitally signed by PRADIPTA KUMAR MISHRA
Date: 2021.04.28 10:55:31 +05'30'
(Head of Unit)

UDIN : 21079186AAAABA7611

GADARWARA

STATEMENT OF PROFIT AND LOSS **(Amount in ₹)**

	For the Year ended	Note	31.03.2021	31.03.2020
001	**Revenue**		**0.00**	**0.00**
002	Revenue from operations	37	25,502,158,386.69	13,476,779,186.23
003	Other income	38	521,869,794.22	68,496,663.84
005	**Total Revenue**		**26,024,028,180.91**	**13,545,275,850.07**
007	**Expenses**		**0.00**	**0.00**
008	Fuel including cost of captive coal	38A	10,991,801,772.02	3,004,145,641.93
009	Employee benefits expense	39	636,556,371.65	528,558,890.41
010	Electricity purchased for trading		0.00	0.00
011	Finance costs	40	3,422,409,120.15	3,057,879,786.29
012	Depreciation and amortization expenses	41	4,167,840,115.89	3,214,169,626.47
013			0.00	0.00
014	Other expenses	42	1,576,840,279.67	1,547,342,816.87
015	CC expenses charge to revenue		246,874,628.49	201,829,645.64
016	Less: Unit expenses transferred to CC		0.00	0.00
017	**Total expenses**		**21,042,322,287.87**	**11,553,926,407.61**
020	**Profit before exceptional items & tax**		**4,981,705,893.04**	**1,991,349,442.46**
021	Exceptional items		0.00	0.00
024	**Profit before tax**		**4,981,705,893.04**	**1,991,349,442.46**
027	**Tax expense:**		**0.00**	**0.00**
028	Current tax		0.00	0.00
029	Deferred tax		0.00	0.00
030			0.00	0.00
031	**Total Tax expense**		**0.00**	**0.00**
032	**Profit for the period before regulatory deferral account balances**		**4,981,705,893.04**	**1,991,349,442.46**
033	**Movement in regulatory deferral account balances**		**0.00**	**0.00**
034	Regulatory deferred account - deferred		0.00	0.00
035	Others		-253,322,666.63	1,037,792,925.17
036	Tax impact on Regulatory deferral account balances		0.00	0.00
037	**Movement in Regulatory deferrall account balances (Net of Tax)**		**-253,322,666.63**	**1,037,792,925.17**
038	**Profit for the period/ year**		**4,728,383,226.41**	**3,029,142,367.63**
039	**Other comprehensive income**		**0.00**	**0.00**
040	**(A) Items that will not be reclassified to profit or loss**		**0.00**	**0.00**
041	- Net gains/(losses) on fair value of equity instruments through other comprehensive income		0.00	0.00
042	Income tax on above that will not be reclassified to profit or loss		0.00	0.00
043	- Net acturial gains/(losses) on defined benefit plans		-8,522,963.28	-16,226,357.84
044	Income tax on above that will not be reclassified to profit or loss		0.00	0.00

GADARWARA

STATEMENT OF PROFIT AND LOSS **(Amount in ₹)**

	For the Year ended	Note	31.03.2021	31.03.2020
048			0.00	0.00
049	**Other comprehensive income for the year, net of income tax**		**-8,522,963.28**	**-16,226,357.84**
050			0.00	0.00
051	**Total Comprehensive Income for the year**		**4,719,860,263.13**	**3,012,916,009.79**
065			0.00	0.00
066	**Earnings per equity share:**		**0.00**	**0.00**
067	Basic & Diluted		0.00	0.00
068	Significant Accounting Policies		0.00	0.00
069	Expenditure during construction period (Net)/Dev. of coal mines (net) 43 /43A		0.00	0.00
070	The accompanying notes 1 to 44 form an integral part of these financial statements.		0.00	0.00

BRIJESH KUMAR PANDEY
Digitally signed by BRIJESH KUMAR PANDEY
Date: 2021.04.28 12:19:28 +05'30'
(Auditor Initial & Stamp)

ANUJ KUSH
(Head of Finance)

PRADIPTA KUMAR MISHRA
Digitally signed by PRADIPTA KUMAR MISHRA
Date: 2021.04.28 10:54:45 +05'30'
(Head of Unit)

UDIN : 21079186AAAABA7611

Note forming part of Balance Sheet
Note 2 : Property, Plant And Equipment
Business Area :1049

(Amount in Rupees)

Asset Class	Opening Gross Block As At 01.04.2020	Additions	Deductions/ Adjustments	Closing Gross Block As At 31.03.2021	Opening Depreciation As At 01.04.2020	Additions	Deductions/ Adjustments	Closing Depreciation As At 31.03.2021	Net Block As At 31.03.2021	Net Block As At 31.03.2020
1 TANGIBLE ASSETS	0.00	0.00	0.00	0.00	0.00	0.00	0.00	0.00	0.00	0.00
2 Land : (including development expenses)	0.00	0.00	0.00	0.00	0.00	0.00	0.00	0.00	0.00	0.00
3 Freehold	4041982926.82	71947546.00	(189928000.00)	3924002472.82	0.00	0.00	0.00	0.00	3924002472.82	4041982926.82
4 Right of Use	550232755.92	0.00	0.00	550232755.92	18532540.36	22245389.64	0.00	40777930.00	509454825.92	531700215.56
5 Submergence	0.00	0.00	0.00	0.00	0.00	0.00	0.00	0.00	0.00	0.00
6 Right of use - Coal Bearing Area Land	0.00	0.00	0.00	0.00	0.00	0.00	0.00	0.00	0.00	0.00
7 Roads,bridges, culverts & helipads	1251302490.75	11574941.15	141407877.57	1404285309.51	34825210.88	42278166.16	0.00	77103377.04	1327181932.47	1216477279.87
8 Building :	0.00	0.00	0.00	0.00	0.00	0.00	0.00	0.00	0.00	0.00
9 Freehold	0.00	0.00	0.00	0.00	0.00	0.00	0.00	0.00	0.00	0.00
10 Main plant	2890562163.83	0.00	153693667.43	3044255831.26	80447723.60	97032554.82	0.00	177480278.42	2866775552.84	2810114440.23
11 Others	2875733341.19	1283332660.17	22313898.74	4181379900.10	79298688.01	123072474.32	0.00	202371162.33	3979008737.77	2796434653.18
12 Right of Use	0.00	0.00	0.00	0.00	0.00	0.00	0.00	0.00	0.00	0.00
13 Temporary erection	1456372.20	0.00	0.00	1456372.20	1456372.20	0.00	0.00	1456372.20	0.00	0.00
14 Water Supply, drainage & sewerage system	40690903.58	12129715.91	(65157.10)	52755462.39	4606243.26	2612145.20	0.00	7218388.46	45537073.93	36084660.32
15 Hydraulic works, barrages, dams, tunnels and power channel	0.00	0.00	0.00	0.00	0.00	0.00	0.00	0.00	0.00	0.00
16 MGR track and signalling system	0.00	11210100463.65	0.00	11210100463.65	0.00	480975849.40	0.00	480975849.40	10729124614.25	0.00
17 Railway siding	0.00	0.00	0.00	0.00	0.00	0.00	0.00	0.00	0.00	0.00
18 Earth dam reservoir	208558393.36	0.00	20738298.91	229296692.27	9176569.31	11117539.35	0.00	20294108.66	209002583.61	199381824.05
19 Plant and machinery(including associated civil works) Owned Asset	61782069159.82	41233190579.33	1824264213.61	104839543952.76	2916863607.52	3695122582.12	(1797434.11)	6609988755.53	98229555197.23	58865425552.30

Note forming part of Balance Sheet
Note 2 : Property, Plant And Equipment
Business Area :1049

(Amount in Rupees)

Asset Class	Opening Gross Block As At 01.04.2020	Additions	Deductions/ Adjustments	Closing Gross Block As At 31.03.2021	Opening Depreciation As At 01.04.2020	Additions	Deductions/ Adjustments	Closing Depreciation As At 31.03.2021	Net Block As At 31.03.2021	Net Block As At 31.03.2020
20 Plant and machinery(including associated civil works) -Right of use Asset	0.00	0.00	0.00	0.00	0.00	0.00	0.00	0.00	0.00	0.00
21 Furniture and fixtures	378836460.22	65424288.36	(776634.69)	443484113.89	29700964.69	27938339.52	(154358.94)	57484945.27	385999168.62	349135495.53
22 Assets under 5 Km Scheme	0.00	0.00	0.00	0.00	0.00	0.00	0.00	0.00	0.00	0.00
23 Vehicles including speedboats / helicopter-Owned	548758.00	0.00	0.00	548758.00	107030.23	52675.11	0.00	159705.34	389052.66	441727.77
24 Vehicles including speedboats / helicopter - Leased	0.00	0.00	0.00	0.00	0.00	0.00	0.00	0.00	0.00	0.00
25 Office equipment	48242109.48	15356361.63	(14934.04)	63583537.07	14032522.96	5734665.78	0.00	19767188.74	43816348.33	34209586.52
26 EDP, WP machines and satcom equipment	27814116.70	11800736.43	(28969.64)	39585883.49	16634694.88	6659028.01	(16000.00)	23277722.89	16308160.60	11179421.82
27 Construction equipments	115029290.88	2826100.00	(2684.00)	117852706.88	7413037.49	10320423.22	0.00	17733460.71	100119246.17	107616253.39
28 Electrical Installations	961918443.74	1108076780.33	(4561.00)	2069990663.07	90353381.28	54088295.29	(260.90)	144441415.67	1925549247.40	871565062.46
29 Communication equipments	23939005.21	754372.98	129604.00	24822962.19	3328169.64	2634293.96	0.00	5962463.60	18860498.59	20610815.57
30 Hospital equipments	5716462.00	1100100.00	0.00	6816562.00	634885.02	335832.34	0.00	970717.36	5845844.64	5081576.98
31 Laboratory and workshop equipments	57076774.93	16287414.00	(5968.50)	73358220.43	4206669.22	3383622.60	0.00	7590291.82	65767928.61	52870105.71
32 Capital expenditure on assets not owned by the Company	0.00	0.00	0.00	0.00	0.00	0.00	0.00	0.00	0.00	0.00
33 Assets of Government	0.00	0.00	0.00	0.00	0.00	0.00	0.00	0.00	0.00	0.00

Note forming part of Balance Sheet
Note 2 : Property, Plant And Equipment
Business Area :1049

(Amount in Rupees)

Asset Class	Opening Gross Block As At 01.04.2020	Additions	Deductions/ Adjustments	Closing Gross Block As At 31.03.2021	Opening Depreciation As At 01.04.2020	Additions	Deductions/ Adjustments	Closing Depreciation As At 31.03.2021	Net Block As At 31.03.2021	Net Block As At 31.03.2020
34 Less:Grants from Government	0.00	0.00	0.00	0.00	0.00	0.00	0.00	0.00	0.00	0.00
35 Less: Recoverable from GOI	0.00	0.00	0.00	0.00	0.00	0.00	0.00	0.00	0.00	0.00
36 Assets for ash utilisation	0.00	0.00	0.00	0.00	0.00	0.00	0.00	0.00	0.00	0.00
37 (Less):-Adjusted from fly ash utilisation reserve fund	0.00	0.00	0.00	0.00	0.00	0.00	0.00	0.00	0.00	0.00
38 Site Restoration Cost	0.00	0.00	0.00	0.00	0.00	0.00	0.00	0.00	0.00	0.00
39 Mining Properties	0.00	0.00	0.00	0.00	0.00	0.00	0.00	0.00	0.00	0.00
Grand Total (Tangible)	75261729928.63	55043902059.98	1971720651.29	132277352639.90	3311418330.55	4585603876.84	(1968053.95)	7895054153.44	124382298486.46	71950311598.08
Grand Total Prev Year (Tangible)	7289250829.79	68190446715.95	(227967617.11)	75261729928.63	371888745.09	3253512252.32	(313962666.86)	3311418330.55	71950311598.08	6927362084.70

Note forming part of Balance Sheet
Note 2 : Property, Plant And Equipment
Business Area :1049

(Amount in Rupees)

Details of Adjustments of Gross Block and Depreciation/Amortization				
Particulars	**Gross Block**		**Depreciation/Amortization**	
	Tangible As At: 31.03.2021	**Tangible As At: 31.03.2020**	**Tangible As At: 31.03.2021**	**Tangible As At: 31.03.2020**
Disposal of assets	(21709.41)	(1173390.87)	(11971.48)	(1137585.99)
Retirement of assets	(22366852.49)	(2960838.90)	(2008235.14)	(330655.90)
Cost adjustments	1995354843.65	87710205.15	0.00	0.00
Assets capitalised with retrospective effect / Write back of excess capitalisation	0.00	0.00	0.00	0.00
Depreciation on construction equipment capitalised as EDC	0.00	0.00	0.00	0.00
Prior Period Depreciation due to Assets capitalised with retrospective effect / Write back of excess capitalisation	0.00	0.00	0.00	0.00
Special Depreciation (As per New Policy)	0.00	0.00	0.00	0.00
Transfer in /out because of Inter Unit transfers	(1245630.46)	(3512248.60)	52152.67	(4483081.08)
Others	0.00	(308031343.89)	0.00	(308031343.89)
TOTAL	**1971720651.29**	**(227967617.11)**	**(1968053.95)**	**(313982666.86)**

Note:- Additions during the year includes capital expenditure towards CSR (in Rs.) : 0.00

Note forming part of Balance Sheet
Note 3: Capital-Work-in-Progress
Business Area: GADARWARA

(Amount in Rupees)

Sl No	Asset Class	As At 01.04.2020	Addition	Deduction/ Adjustment	Capitalized	As At 31.03.2021
	1	2	3	4	5	6
1	CAPITAL WORK-IN-PROGRESS					
2	Development of land	403282656.15	78010379.53	(478565057.59)		2727978.09
3	Roads, bridges, culverts & helipads	419761769.90	1840701.09	(407232191.68)	11574941.19	2795338.12
4	Piling and foundation					
5	Buildings :					
6	Main plant	580968606.73	74022.47	(581042629.20)		
7	Others	4345990413.65	1238557795.87	(3615602344.46)	1280196204.17	688749660.89
8	Temporary erection	13828143.96		(13828143.96)		
9	Water supply, drainage and sewerage system	15451240.48	825617.05		12129715.91	4147141.62
10	Hydraulic works, barrages, dams, tunnels and power channel					
11	MGR track and signalling system		1055782155.58	10154318308.07	11210100463.65	
12	Railway siding	11208665494.43	339114566.94	(10317146163.62		1230633897.75
13	Earth dam reservoir	19652430.19	1085868.72	(20738298.91)		
14	Plant and equipment	35182630579.03	6372056110.91	4357828222.10	41144157584.54	4768357327.50
15	Furniture and fixtures	496926.42	60017712.89	25378610.00	58681358.36	27211890.95
16	Vehicles					
17	Office equipment		14968.00			14968.00
18	EDP/WP machines & satcom equipment	8667838.10	527995.62	(0.66)	9142043.06	53790.00
19	Construction equipments		585168.00			585168.00
20	Electrical installations	675473381.84	380888610.14	68666875.45	1108076780.33	16952087.10
21	Communication equipment		171100.00			171100.00
22	Hospital equipments					
23	Laboratory and workshop equipments	10528576.24			4226760.00	6301816.24
24	Assets under 5Km Scheme of the GOI					
25	Capital expenditure on assets not owned by the company					
26	Expenditure towards development of coal mines					
27	Survey,Investigation,Consultancy & Supervision Cha	5831161.10	(5831161.10)			
28	Difference in exchange on foreign currency loans	1013463406.12		(1013463406.12)		

Note forming part of Balance Sheet
Note 3: Capital-Work-in-Progress
Business Area: GADARWARA

(Amount in Rupees)

Sl No	Asset Class	As At 01.04.2020	Addition	Deduction/ Adjustment	Capitalized	As At 31.03.2021
	1	2	3	4	5	6
29	Expenditure towards diversion of forest land					
30	Pre-commissioning expenses (net)	677438723.77	(2557313376.03)	1879874652.26		
31	ExpPendAlloca-oth ex attribut Project	912354774.38	(912077870.38)			276904.00
32	Expenditure During Construction Period (net)*		4029332145.59	78580332.95		4107912478.54
33	LESS : Allocated to related works		4107912478.54			4107912478.54
34	LESS : Provision for Unservicable works					
35	**Construction stores (At Cost)**					
36	Steel	411397349.76	21562359.72	(91390631.26)		341569078.22
37	Cement	49248786.50	12094803.55	(11665312.98)		49678277.07
38	Others	1438967666.32	740016027.87	(1633107271.93)		545876422.26
39	**Sub-total**	**1899613802.58**	**773673191.14**	**(1736163216.17)**		**937123777.55**
40	LESS : Provision for shortages	68218050.35		8632561.46		76850611.81
41	**Sub-total**	**1831395752.23**	**773673191.14**	**(1744795777.63)**		**860273165.74**
42	**Total CWIP**	**57325881874.72**	**6749423223.49**	**(1627767013.00)**	**54838285851.21**	**7609252234.00**
43						
44						
45	**PREVIOUS YEAR TOTAL**	**112266528177.77**	**10680960308.25**	**814244158.55**	**65073926517.73**	**57325881874.72**

Note:- Additions during the year includes capital expenditure towards CSR (in Rs.) : 0.00

Note forming part of Balance Sheet
Note-4 Non Current Assets- Intangible Assets
Business Area :1049

(Amount in Rupees)

Asset Class	Opening Gross Block As At 01.04.2020	Additions	Deductions/ Adjustments	Closing Gross Block As At 31.03.2021	Opening Depreciation As At 01.04.2020	Additions	Deductions/ Adjustments	Closing Depreciation As At 31.03.2021	Net Block As At 31.03.2021	Net Block As At 31.03.2020
INTANGIBLE ASSETS	0.00	0.00	0.00	0.00	0.00	0.00	0.00	0.00	0.00	0.00
1 Right to Use- Land	77620028.00	0.00	0.00	77620028.00	1552400.56	3104801.12	0.00	4657201.68	72962826.32	76067627.44
2 -Others	0.00	0.00	0.00	0.00	0.00	0.00	0.00	0.00	0.00	0.00
3 -Software	9651178.57	149400.00	0.00	9800578.57	5746673.19	1828767.53	0.00	7575440.72	2225137.85	3904505.38
Grand Total (Intangible)	87271206.57	149400.00	0.00	87420606.57	7299073.75	4933568.65	0.00	12232642.40	75187964.17	79972132.82
Grand Total Prev Year (Intangible)	4724511.99	82546694.58	0.00	87271206.57	4296980.42	3000093.33	0.00	7299073.75	79972132.82	425531.57

Note forming part of Balance Sheet
Note-4 Non Current Assets- Intangible Assets
Business Area :1049

(Amount in Rupees)

Details of Adjustments of Gross Block and Depreciation/Amortization				
Particulars	**Gross Block**		**Depreciation/Amortization**	
	InTangible As At: 31.03.2021	**InTangible As At: 31.03.2020**	**InTangible As At: 31.03.2021**	**InTangible As At: 31.03.2020**
Disposal of assets	0.00	0.00	0.00	0.00
Retirement of assets	0.00	0.00	0.00	0.00
Cost adjustments	0.00	0.00	0.00	0.00
Assets capitalised with retrospective effect / Write back of excess capitalisation	0.00	0.00	0.00	0.00
Depreciation on construction equipment capitalised as EDC	0.00	0.00	0.00	0.00
Prior Period Depreciation due to Assets capitalised with retrospective effect / Write back of excess capitalisation	0.00	0.00	0.00	0.00
Special Depreciation (As per New Policy)	0.00	0.00	0.00	0.00
Transfer in /out because of Inter Unit transfers	0.00	0.00	0.00	0.00
Others	0.00	0.00	0.00	0.00
TOTAL	**0.00**	**0.00**	**0.00**	**0.00**

Note:- Additions during the year includes capital expenditure towards CSR (in Rs.) : 0.00

Note forming part of Balance Sheet
Note 5: Intangible Assets under Development
Business Area: GADARWARA

(Amount in Rupees)

Sl No	Asset Class	As At 01.04.2020	Addition	Deduction/ Adjustment	Capitalized	As At 31.03.2021
	1	2	3	4	5	6
1	INTANGIBLE ASSETS UNDER DEVELOPMENT					
2	Software					
3	Right to use Others					
4	Exploration and Evaluation Expenditure - Coal Mini					
5	Exploratory wells-in-progress					
6	**Less: Provision for exploratory wells-in-progress**					
7	**Total**					
8	**PREVIOUS YEAR TOTAL-I**					

Note:- Additions during the year includes capital expenditure towards CSR (in Rs.) : 0.00

370

NOTE NO. 6 TO THE FS-NCA-INVESTMENTS IN SUBSIDIARIES & JOINT VENTURES (Amount in ₹)

	As at	No. of shares	Face value	31.03.2021	31.03.2020
001	**NON CURRENT INVESTMENTS-Investments in subsidiaries and joint ventures**			**0.00**	**0.00**
012	**Equity Instruments - Unquoted-(fully paid up unless otherwise stated, at cost)**			**0.00**	**0.00**
013	**Subsidiary Companies**			**0.00**	**0.00**
014	Patratu Vidyut Utpadan Nigam Ltd.			0.00	0.00
015	NTPC Electric Supply Company Ltd.			0.00	0.00
016	NTPC Vidyut Vyapar Nigam Ltd.			0.00	0.00
017	Nabinagar Power Generating Company Ltd.			0.00	0.00
018	Kanti Bijlee Utpadan Nigam Ltd.			0.00	0.00
019	Bhartiya Rail Bijlee Company Ltd.			0.00	0.00
020	NTPC Mining Ltd (NML)			0.00	0.00
021	THDC India Ltd.			0.00	0.00
022	NEEPCO LTD.			0.00	0.00
023	NTPC EDMC Waste Solutions Pvt Ltd			0.00	0.00
024	NTPC Renewables Energy Ltd			0.00	0.00
025	Ratnagiri Gas & Power Pvt. Limited (RGPPL)			0.00	0.00
026				0.00	0.00
027				0.00	0.00
028				0.00	0.00
029				0.00	0.00
030	**Sub Total**			**0.00**	**0.00**
055	**Joint Venture Companies**			**0.00**	**0.00**
056	Utility Powertech Ltd.			0.00	0.00
057	NTPC GE Power Services Pvt.Ltd.			0.00	0.00
058	NTPC-SAIL Power Company Ltd.			0.00	0.00
059	NTPC-Tamil Nadu Energy Company Ltd.			0.00	0.00

	As at	No. of shares	Face value	31.03.2021	31.03.2020
060	Ratnagiri Gas & Power Pvt. Limited (RGPPL)			0.00	0.00
061	Aravali Power Company Private Ltd.			0.00	0.00
062				0.00	0.00
063	NTPC BHEL Power Projects Private Ltd.			0.00	0.00
064	Meja Urja Nigam Private Limited			0.00	0.00
065	BF-NTPC Energy Systems Ltd.			0.00	0.00
066				0.00	0.00
067	Nabinagar Power Generating Company Ltd.			0.00	0.00
068	Transformer and Electrical Kerala Ltd.			0.00	0.00
069	National High Power Test Labortory Private Ltd.			0.00	0.00
070				0.00	0.00
071	CIL NTPC Urja Private Ltd.			0.00	0.00
072	Anushakti Vidhyut Nigam Ltd.			0.00	0.00
073	Energy Efficiency Services Ltd.			0.00	0.00
074				0.00	0.00
075	Trincomalee Power Company Ltd.			0.00	0.00
076	Bangladesh-India Friendship Power Company (Pvt.) Ltd.			0.00	0.00
077	Hindustan Urvarak & Rasayan Limited			0.00	0.00
078	Konkan LNG Ltd			0.00	0.00
079				0.00	0.00
081	**Sub Total**			**0.00**	**0.00**
109	Aggregate amount of impairment in the value of investments			0.00	0.00
110	Total (net of impairment) of JV			0.00	0.00
111	Gross Total of Investments			0.00	0.00
134	**Total**			**0.00**	**0.00**
135	Details of Investments			0.00	0.00

NOTE NO. 6 TO THE FS-NCA-INVESTMENTS IN SUBSIDIARIES & JOINT VENTURES (Amount in ₹)

	As at	No. of shares	Face value	31.03.2021	31.03.2020
136	Aggregate amount of Unquoted Investments			0.00	0.00
141				0.00	0.00
142				0.00	0.00
143				0.00	0.00
144				0.00	0.00
145				0.00	0.00
153	Valuation of Investments as per Note 1.			0.00	0.00
154				0.00	0.00
202				0.00	0.00
233				0.00	0.00

NOTE NO. 7 TO THE FS-NCA-INVESTMENTS

(Amount in ₹)

	As at	No. of shares	Face value	31.03.2021	31.03.2020
001	Non-current financial assets (investments)			0.00	0.00
006	**Long Term - Trade**			**0.00**	**0.00**
007	**Equity Instruments (fully paid up-unless otherwise stated)**			**0.00**	**0.00**
008	**Quoted**			**0.00**	**0.00**
009	**Joint Venture Companies**			**0.00**	**0.00**
010	PTC India Ltd.			0.00	0.00
070	International Coal Ventures Private Ltd.			0.00	0.00
075	BF-NTPC Energy Systems Ltd.			0.00	0.00
098				0.00	0.00
110	Cooperative Societies			0.00	0.00
111	**Sub Total**			**0.00**	**0.00**
112	Aggregate amount of impairment in the value of investments			0.00	0.00
115	**Total**			**0.00**	**0.00**
120				0.00	0.00
146	NTPC Employees Consumers and Thrift Co-operative Society Ltd. Korba			0.00	0.00
147	NTPC Employees Consumers and Thrift Cooperative Society Ltd. RSTPP			0.00	0.00
148	NTPC Employees Consumers Cooperative Society Ltd. Farakka			0.00	0.00
149	NTPC Employees Consumers Cooperative Society Ltd. Vindhyachal			0.00	0.00
150	NTPC Employees Consumers Cooperative Society Ltd. Anta			0.00	0.00
151	NTPC Employees Consumers Cooperative Society Ltd. Kawas			0.00	0.00
152	NTPC Employees Consumers Cooperative Society Ltd. Kaniha			0.00	0.00

GADARWARA

NOTE NO. 8 TO THE FS-NCA-TRADE RECEIVABLES **(Amount in ₹)**

	As at	31.03.2021	31.03.2020
001	Non-current financial assets - Trade receivables	0.00	0.00
002	Unsecured, considered good	0.00	0.00
003	Credit impaired	0.00	0.00
004		0.00	0.00
005		0.00	0.00
006	**Total**	**0.00**	**0.00**

NOTE NO. 9 TO THE FS-NCA-LOANS **(Amount in ₹)**

	As at	31.03.2021	31.03.2020
001	**Loans (Non Current)**	**0.00**	**0.00**
004	Related Parties	0.00	0.00
005	Secured	0.00	0.00
006	Un-Secured	0.00	0.00
007	With significant increase in Credit Risk	0.00	0.00
008	Credit impaired	0.00	0.00
009		0.00	0.00
010	Employees(including accrued interest)	0.00	0.00
011	Secured	51,246,513.06	45,459,948.64
012	Unsecured	36,824,768.80	34,655,229.10
013	With significant increase in Credit Risk	0.00	0.00
014	Credit impaired	0.00	0.00
015	Less : Employee Loans Discounting	0.00	0.00
016	Secured	14,401,524.89	14,883,500.02
017	Unsecured	5,339,667.11	4,989,402.02
018	Loan to State Government in settlement of dues from customers (Unsecured)	0.00	0.00
019	Others	0.00	0.00
020	Secured	0.00	0.00
021	Unsecured	0.00	0.00
022	With significant increase in Credit Risk	0.00	0.00
023	Credit impaired	0.00	0.00
024	Less: Allowance for credit impaired loans	0.00	0.00
025	**Sub Total**	**68,330,089.86**	**60,242,275.70**
026		0.00	0.00
027	**Total**	**68,330,089.86**	**60,242,275.70**
028		0.00	0.00
029		0.00	0.00
030	**Due from Directors and Officers of the Company**	**0.00**	**0.00**
031	Directors	0.00	0.00
032	Officers	0.00	0.00
033		**0.00**	**0.00**
034	**Loans to related parties include:**	**0.00**	**0.00**
035	i)Key management personel	0.00	0.00
036	ii)Subsidiary companies	0.00	0.00
037	iii)Joint Venture companies	0.00	0.00
038	iv)Others	0.00	0.00
039		**0.00**	**0.00**
054	Other loans represent loans given to	0.00	0.00
055	a) APIIC	0.00	0.00
060		0.00	0.00
061	RPD	0.00	0.00
062	i)Key management personel	0.00	0.00
063	ii)Subsidiary companies	0.00	0.00
064	iii)Joint Venture companies	0.00	0.00
065	iv)Others	0.00	0.00

NOTE NO. 9 TO THE FS-NCA-LOANS **(Amount in ₹)**

	As at	31.03.2021	31.03.2020
066	**Total**	**0.00**	**0.00**

NOTE NO. 10 TO THE FS-NCA-OTHER FINANCIAL ASSETS

(Amount in ₹)

	As at	31.03.2021	31.03.2020
001	**Other Financial Assets (non current)**	**0.00**	**0.00**
002		0.00	0.00
003	**Share application money pending allotment in (Subsidiary Companies) :**	**0.00**	**0.00**
004	NTPC Electric Supply Company Ltd.	0.00	0.00
005	NTPC Vidyut Vyapar Nigam Ltd.	0.00	0.00
006	Nabinagar Power Generating Company Ltd.	0.00	0.00
007	Kanti Bijlee Utpadan Nigam Ltd.	0.00	0.00
008	Bhartiya Rail Bijlee Company Ltd.	0.00	0.00
009	Patratu Vidyut Utpadan Nigam Ltd.	0.00	0.00
010	NTPC Mining Limited	0.00	0.00
011	THDC Ltd.	0.00	0.00
012	NEEPCO Ltd	0.00	0.00
013		0.00	0.00
014	**Total**	**0.00**	**0.00**
015	**Share application money pending allotment (Joint Venture)**	**0.00**	**0.00**
016	Utility Powertech Ltd.	0.00	0.00
017	NTPC GE Power Services Pvt.Ltd.	0.00	0.00
018	NTPC-SAIL Power Company Ltd.	0.00	0.00
019	NTPC-Tamil Nadu Energy Company Ltd.	0.00	0.00
020	Ratnagiri Gas & Power Private Ltd.	0.00	0.00
021	Aravali Power Company Private Ltd.	0.00	0.00
022		0.00	0.00
023	NTPC BHEL Power Projects Private Ltd.	0.00	0.00
024	Meja Urja Nigam Private Limited	0.00	0.00
025	BF-NTPC Energy Systems Ltd.	0.00	0.00
026	Anushakti Vidhyut Nigam Ltd.	0.00	0.00
027	Nabinagar Power Generating Company Ltd.	0.00	0.00
028	Energy Efficiency Services Ltd.	0.00	0.00
029	National High Power Test Labortory Private Ltd.	0.00	0.00
030		0.00	0.00
031	CIL NTPC Urja Private Ltd.	0.00	0.00
032	Trincomalee Power Company Ltd.	0.00	0.00
033	Hindustan Urvarak & Rasayan Limited	0.00	0.00
034	Bangladesh-India Friendship Power Company Private Ltd.	0.00	0.00
035	**Sub Total**	**0.00**	**0.00**
036		0.00	0.00
037	Claims Recoverable	0.00	0.00
038	Finance Lease Recoverable	0.00	0.00
039	Mine Closure Deposit	0.00	0.00
041	**Total**	**0.00**	**0.00**

GADARWARA

NOTE NO. 11 TO THE FS-NCA-OTHER NON-CURRENT ASSETS **(Amount in ₹)**

	As at	31.03.2021	31.03.2020
001	**Other Non-current Assets**	**0.00**	**0.00**
002		**0.00**	**0.00**
003	**CAPITAL ADVANCES**	**0.00**	**0.00**
004	Secured	0.00	0.00
005	Unsecured	0.00	0.00
006	Covered by Bank Guarantee	467,745,501.60	897,044,187.36
007	Others	1,917,210,273.75	1,883,587,232.17
008	Considered doubtful	0.00	0.00
009	Less: Allowance for bad & doubtful advances	0.00	0.00
010	**Sub-Total**	**2,384,955,775.35**	**2,780,631,419.53**
011		0.00	0.00
012	Advances other than capital advances	0.00	0.00
013	Security deposits	48,213,000.00	48,213,000.00
019	Advances to Related parties	0.00	0.00
022	**Advances to Contractors & Suppliers**	**0.00**	**0.00**
023	Secured	0.00	0.00
024	Unsecured	0.00	0.00
025	Considered Doubtful	0.00	0.00
026	Less: Allowance for bad & doubtful advances	0.00	0.00
027	**Sub Total**	**48,213,000.00**	**48,213,000.00**
028	Receivable from MCP Escrow A/c	0.00	0.00
039	Advance tax & tax deducted at source	239,374.73	1,043,155.00
040	Less:- Provision for current tax	0.00	0.00
041		0.00	0.00
042	**Sub Total**	**239,374.73**	**1,043,155.00**
043	Deferred Payroll Expenses (Secured)	11,840,240.78	12,566,904.56
044	Deferred Payroll Expenses (Unsecured)	3,932,074.88	3,702,253.45
045	**Sub Total**	**15,772,315.66**	**16,269,158.01**
046	Deferred Foreign Currency Fluctuation Asset	57,213,000.00	0.00
048	**Total**	**2,506,393,465.74**	**2,846,156,732.54**
049		0.00	0.00
050		0.00	0.00
061	Advances include amount due from the following Private Companies in which Directors of the Company are also Directors in such Companies	0.00	0.00
063		0.00	0.00
064	NTPC GE Power Services Pvt.Ltd.	0.00	0.00
065		0.00	0.00
066	Ratnagiri Gas & Power Private Ltd.	0.00	0.00
067	Aravali Power Company Private Ltd.	0.00	0.00
068	NTPC-SCCL Global Ventures Private Ltd.	0.00	0.00
069	NTPC BHEL Power Projects Private Ltd.	0.00	0.00
070	Meja Urja Nigam Private Limited	0.00	0.00
071	Nabinagar Power Generating Company Ltd.	0.00	0.00
072	National High Power Test Labortory Private Ltd.	0.00	0.00
074	CIL NTPC Urja Private Ltd.	0.00	0.00
076		0.00	0.00

NOTE NO. 11 TO THE FS-NCA-OTHER NON-CURRENT ASSETS **(Amount in ₹)**

	As at	31.03.2021	31.03.2020
077	**Related Party (Adv)**	**0.00**	**0.00**
078	Key Management personel	0.00	0.00
079	Subsidiary companies	0.00	0.00
080	Joint Venture companies	0.00	0.00
081	Contractors	0.00	0.00
082	Others	0.00	0.00
084		0.00	0.00
085	**Total**	**0.00**	**0.00**

NOTE NO. 12 TO THE FS-CA-INVENTORIES

(Amount in ₹)

	As at	31.03.2021	31.03.2020
001	**INVENTORIES**	**0.00**	**0.00**
002		**0.00**	**0.00**
003	Coal	584,880,541.49	914,513,776.59
004	Fuel oil	130,477,778.64	175,386,685.42
005	Naphtha	0.00	0.00
006	Stores and spares	966,395,151.35	623,376,109.50
007	Chemicals & consumables	37,629,698.50	24,445,657.76
008	Loose tools	4,605,689.53	2,668,618.82
009	Steel Scrap	611,255.65	4,082,173.27
010	Others*	102,676,894.59	66,369,749.98
011	**Sub Total**	**1,827,277,009.75**	**1,810,842,771.34**
012	Less: Provision for shortages	639,353.00	639,353.00
013	Less: Provision for obsolete/ unservicable/dimunition in value of surplus inventory	0.00	0.00
014		0.00	0.00
015	**Total**	**1,826,637,656.75**	**1,810,203,418.34**
016	**Inventories include material in transit**	**0.00**	**0.00**
017	Coal	0.00	0.00
018	Fuel oil	0.00	0.00
019	Naphtha	0.00	0.00
020	Stores and spares	0.00	0.00
021	Chemicals & consumables	0.00	0.00
022	Loose tools	0.00	0.00
023	Others	0.00	0.00
024		**0.00**	**0.00**
025	Inventory items other than steel scrap have been valued considering Note 1.	0.00	0.00

NOTE NO. 13 TO THE FS-CA-INVESTMENTS

(Amount in ₹)

	As at	No. of shares	Face value	31.03.2021	31.03.2020
001	**CURRENT INVESTMENTS**			**0.00**	**0.00**
002	**(Valuation as per Note 1)**			**0.00**	**0.00**
003				0.00	0.00
033	Investment in Mutual Funds (Details as under)			0.00	0.00
034	SBI-Magnum Insta Cash Fund-DDR			0.00	0.00
035	SBI Premier Liquid Fund Super-IP-DDR			0.00	0.00
036	SBI-SHF Ultra Short Term Fund-IP-DDR			0.00	0.00
037	UTI Money Market-IP-Direct-Growth			0.00	0.00
038	IDBI-Liquid plan- Direct-Growth			0.00	0.00
039	Canara Robeco Liquid Fund Super-IP-DDR			0.00	0.00
040	Canara Robeco Treasury Advantage Fund Super-IP-DDR			0.00	0.00
041	IDBI Liquid Fund-DDR			0.00	0.00
042	SBI Premier Liquid fund-Direct DDR (Ash Fund)			0.00	0.00
043	UTI Liquid CashPlan - IP - DDR (Ash Funds)			0.00	0.00
044	IDBI Liquid Fund - DDR - (Ash Funds)			0.00	0.00
045	Baroda Liquid Fund - Direct - Growth			0.00	0.00
046	**Sub Total**			**0.00**	**0.00**
047				**0.00**	**0.00**
052	**Unquoted Investments**			**0.00**	**0.00**
054				0.00	0.00
066	**TOTAL**			**0.00**	**0.00**
067				0.00	0.00

GADARWARA

NOTE NO. 14 TO THE FS-CA-TRADE RECEIVABLES **(Amount in ₹)**

	As at	31.03.2021	31.03.2020
001	**TRADE RECEIVABLES (current)***	**0.00**	**0.00**
002		0.00	0.00
003	Secured,Considered Good	0.00	0.00
004	Unsecured , considered good	0.00	0.00
005	Credit impaired	0.00	0.00
006	**Sub-Total**	**0.00**	**0.00**
007	**Total**	**0.00**	**0.00**
008	Less: Allowance for credit impaired receivables	0.00	0.00
009	**Total**	**0.00**	**0.00**
010	Less: Discom Clearing	0.00	0.00
012	**Grand Total**	**0.00**	**0.00**
013	* After adjustment for Unbilled Revenue	0.00	0.00
014	Long-term trade receivables	0.00	0.00
015	TCS Clearing	0.00	0.00
016	Discom Clearing	0.00	0.00

GADARWARA

NOTE NO. 15 TO THE FS-CA-CASH AND CASH EQUIVALENTS **(Amount in ₹)**

	As at	31.03.2021	31.03.2020
001	**CASH & BANK BALANCES**	**0.00**	**0.00**
002	**Cash & Cash Equivalents**	**0.00**	**0.00**
003	Balances with Banks	459,211.24	350,487.84
004	Cheques & Drafts on hand	0.00	0.00
005	Cash on hand	0.00	0.00
006	Others (stamps in hand)	0.00	0.00
007	Bank deposits with original maturity upto three months	0.00	0.00
008	Balances with RBI	0.00	0.00
009		0.00	0.00
010	**Total**	**459,211.24**	**350,487.84**

NOTE NO. 16 TO THE FS-CA-BANK BALANCES OTHER THAN CASH AND CASH EQUIVALENTS (Amount in ₹)

	As at	31.03.2021	31.03.2020
001	**Other Bank Balances**	**0.00**	**0.00**
002	Deposits with original maturity of more than three months but not more than twelve months	0.00	0.00
003	Earmarked balances with banks*	0.00	0.00
004	**SubTotal**	**0.00**	**0.00**
005	Interest accrued on deposits	0.00	0.00
006		0.00	0.00
007	**Total**	**0.00**	**0.00**
008		0.00	0.00
009	**Earmarked balances with banks consist of :**	**0.00**	**0.00**
010	Unpaid dividend account balance	0.00	0.00
011	Towards public deposit repayment reserve	0.00	0.00
012	Towards redemption of bonds due for repayment within one year	0.00	0.00
013	Security with Government/other authorities	0.00	0.00
014	Unpaid refund/interest account balance - Tax free bonds/ Bonus Debentures	0.00	0.00
015	Earmarked for RGGVY/DDUGJY/SAUBHAGYA Fund	0.00	0.00
016	Earmarked for Flyash Utilisation Reserve Fund	0.00	0.00
017	Deposits with original maturity upto three months as per court orders	0.00	0.00
018	Payment Security Scheme of MNRE NSM (NTPC)	0.00	0.00
019	Payment Security Scheme of MNRE NSM (NVVN)	0.00	0.00
020	Enforcement Directorate of Solar Plant(NVVN)	0.00	0.00
021	Bank guarantee Fund of MNRE (NVVN)	0.00	0.00
022	Others	0.00	0.00
023		0.00	0.00
024		0.00	0.00
025		0.00	0.00
026	**Sub-total**	**0.00**	**0.00**
030	**Total**	**0.00**	**0.00**
031		0.00	0.00
032	Bank deposits with original maturity of less than three months- other than earmarked	0.00	0.00
033	Bank deposits with original maturity of more than three months but not more than twelve months- other than earmarked	0.00	0.00
034	Earmarked bank balances (current account)	0.00	0.00

NOTE NO. 17 TO THE FS-CA-LOANS (Amount in ₹)

	As at	31.03.2021	31.03.2020
001	**Current financial assets - Loans**	**0.00**	**0.00**
002	**Loans (current)-including interest accrued**	**0.00**	**0.00**
004	**Related Parties**	**0.00**	**0.00**
005	Secured	0.00	0.00
006	Un-Secured	0.00	0.00
007	With significant increase in Credit Risk	0.00	0.00
008	Credit impaired	0.00	0.00
009		**0.00**	**0.00**
010	**Employees**	**0.00**	**0.00**
011	Secured	10,730,829.71	8,960,369.28
012	Unsecured	26,707,411.07	27,500,233.87
013	With significant increase in Credit Risk	0.00	0.00
014	Credit impaired	0.00	0.00
015	Less : Employee Loans Discounting	0.00	0.00
016	**Loan to State Government in settlement of dues from customers (Unsecured)**	**0.00**	**0.00**
017		0.00	0.00
018	**Others**	**0.00**	**0.00**
019	Secured	0.00	0.00
020	Unsecured	0.00	0.00
021	With significant increase in Credit Risk	0.00	0.00
022	Credit impaired	0.00	0.00
023		**0.00**	**0.00**
024	Less: Allowance for credit impaired loans	0.00	0.00
025	**Total (Loans)**	**37,438,240.78**	**36,460,603.15**
026		**0.00**	**0.00**
027	**Due from Directors and Officers of the Company**	**0.00**	**0.00**
028	Directors	0.00	0.00
029	Officers	0.00	0.00
030		**0.00**	**0.00**
031	**Loans to related parties include:**	**0.00**	**0.00**
032	i)Key management personel	0.00	0.00
033	ii)Subsidiary companies	0.00	0.00
034	KBUNL	0.00	0.00
035	RGPPL	0.00	0.00
036	NVVN	0.00	0.00
037	iii)Joint Venture companies	0.00	0.00
038	iv)others	0.00	0.00
039		0.00	0.00
059	RPD	0.00	0.00
060	i)Key management personel	0.00	0.00
061	ii)Subsidiary companies	0.00	0.00
062	iii)Joint Venture companies	0.00	0.00
063	iv)Others	0.00	0.00
064		0.00	0.00
065	**Total**	**0.00**	**0.00**

GADARWARA

NOTE NO. 18 TO THE FS-CA-OTHER FINANCIAL ASSETS **(Amount in ₹)**

	As at	31.03.2021	31.03.2020
001	**Other Financial Assets (current)**	**0.00**	**0.00**
002		0.00	0.00
003	**ADVANCES**	**0.00**	**0.00**
004		**0.00**	**0.00**
005	**Related Parties**	**0.00**	**0.00**
006	Secured	0.00	0.00
007	Un-Secured	-103,725.95	-9,177,446.92
008	Considered doubtful	0.00	0.00
009		**0.00**	**0.00**
010	**Employees**	**0.00**	**0.00**
012	Unsecured	820,214.00	641,360.00
013	Considered Doubtful	0.00	0.00
014		**0.00**	**0.00**
020	**Others**	**0.00**	**0.00**
021	Secured	0.00	0.00
022	Unsecured	0.00	0.00
023	Considered Doubtful	0.00	0.00
024		**0.00**	**0.00**
025	Less: Allowance for bad & doubtful advances	0.00	0.00
026		**0.00**	**0.00**
033	**Total (Advances)**	**716,488.05**	**-8,536,086.92**
044		**0.00**	**0.00**
045	**Claims Recoverable**	**0.00**	**0.00**
046	Secured	0.00	0.00
047	Unsecured, considered good	0.00	0.00
048	Considered Doubtful	0.00	0.00
049	Less:- Allowance for doubtful claims	0.00	0.00
050	Others-Claims Recoverable	0.00	0.00
051		**0.00**	**0.00**
052	Unbilled Revenue	0.00	0.00
053	Hedging cost recoverable from beneficiaries	0.00	0.00
054	Derivative MTM Asset	0.00	0.00
055	Finance Lease Receivable	0.00	0.00
056	Mine Closure Deposit	0.00	0.00
057	**Other Accrued Income**	**0.00**	**0.00**
058	Secured,Considered Good	0.00	0.00
059	Unsecured , considered good	1,102,758.71	58,648.99
060	Credit impaired	0.00	0.00
061	Sub-Total	1,102,758.71	58,648.99
062	Less: Allowance for credit impaired receivables	0.00	0.00
063	**Total**	**0.00**	**0.00**
064		0.00	0.00
065	Others*	0.00	0.00
066	**Total**	**1,819,246.76**	**-8,477,437.93**
067	* Other include amount recoverable from contractors and other parties towards hire charges, rent/electricity etc.	0.00	0.00

NOTE NO. 18 TO THE FS-CA-OTHER FINANCIAL ASSETS **(Amount in ₹)**

	As at	31.03.2021	31.03.2020
068	**Advances to related parties include:**	**0.00**	**0.00**
069	i)Key management personel	0.00	0.00
070	ii)Subsidiary companies	0.00	0.00
071	iii)Joint Venture companies	0.00	0.00
072	iv)Contractors	0.00	0.00
073	v)Others	0.00	0.00
074		**0.00**	**0.00**
075	Advances include amount due from the following Private Companies in which Directors of the Company are also Directors in such Companies	0.00	0.00
076		**0.00**	**0.00**
077		0.00	0.00
078	NTPC GE Power Services Pvt.Ltd.	0.00	0.00
079	Ratnagiri Gas & Power Private Ltd.	0.00	0.00
080	Aravali Power Company Private Ltd.	0.00	0.00
081	NTPC-SCCL Global Ventures Private Ltd.	0.00	0.00
082	NTPC BHEL Power Projects Private Ltd.	0.00	0.00
083	Meja Urja Nigam Private Limited	0.00	0.00
084	Nabinagar Power Generating Company Ltd.	0.00	0.00
085	National High Power Test Labortory Private Ltd.	0.00	0.00
086	International Coal Ventures Private Ltd.	0.00	0.00
087	CIL NTPC Urja Private Ltd.	0.00	0.00
089	Bangladesh-India Friendship Power Co. Pvt.Ltd	0.00	0.00
090	TCS Clearing	0.00	0.00
091	Related Party (Adv)- Employee	0.00	0.00
092	Related Party (Adv)- Subsidiaries	0.00	0.00
093	Related Party (Adv)- Joint Ventures	0.00	0.00
094	Related Party (Adv)- Contractors	0.00	0.00
095	Related Party (Adv)- Others	-103,725.95	-9,177,446.92
096		0.00	0.00
097		0.00	0.00
098		0.00	0.00
099		0.00	0.00
100	**Total**	**-103,725.95**	**-9,177,446.92**

NOTE NO. 19 TO THE FS-CA-OTHER CURRENT ASSETS

(Amount in ₹)

	As at	31.03.2021	31.03.2020
001	**OTHER CURRENT ASSETS**	**0.00**	**0.00**
002	Security Deposits (Unsecured)	0.00	0.00
003	Deposit with Customs, port trust & others*	34,227,533.00	34,217,533.00
004	**ADVANCES**	**0.00**	**0.00**
005		**0.00**	**0.00**
006	**Related Parties**	**0.00**	**0.00**
007	Secured	0.00	0.00
008	Un-Secured	701,602,932.86	442,667,560.00
009	Considered doubtful	0.00	0.00
010		**0.00**	**0.00**
011	**Employees(including imprest)**	**0.00**	**0.00**
012	Secured	0.00	0.00
013	Unsecured	32,456.00	213,000.00
014	Considered Doubtful	0.00	0.00
015		**0.00**	**0.00**
016	**Contractors & Suppliers**	**0.00**	**0.00**
017	Secured	11,654,016.85	0.00
018	Unsecured	205,339,142.13	55,128,605.01
019	Considered Doubtful	0.00	0.00
020		0.00	0.00
021	**Others****	**0.00**	**0.00**
022	Secured	0.00	0.00
023	Unsecured	6,070,922.00	8,750,000.00
024	Considered Doubtful	0.00	0.00
025	Less: Allowance for bad & doubtful advances	0.00	0.00
026	Receivable from MCP Escrow A/c	0.00	0.00
027	Deferred Payroll Expenses (Secured)	1,486,167.00	1,568,673.12
028	Deferred Payroll Expenses (Unsecured)	1,902,739.20	1,952,385.48
029	**Sub-total**	**3,388,906.20**	**3,521,058.60**
030	**Interest accrued on :**	**0.00**	**0.00**
031	Advances to contractors	3,810,412.00	3,967,699.02
032		**0.00**	**0.00**
033	**Claims Recoverable**	**0.00**	**0.00**
034	Secured	0.00	0.00
035	Unsecured, considered good	100,944,591.94	100,236,473.00
036	Considered Doubtful	0.00	0.00
037	Less:- Allowance for doubtful claims	0.00	0.00
038		**0.00**	**0.00**
039	Deferred premium on forward exchange contract/ Option Assets	0.00	0.00
041	Assets Held for Disposal	0.00	0.00
042	Others	57,278.94	0.00
043		0.00	0.00
044	**Total (Other Current Assets)**	**1,067,128,191.92**	**648,701,928.63**
045	**Include Prepaid Expenses	6,070,922.00	8,750,000.00
046	*Includes sales tax/Entry tax/VAT deposited under protest with Sales Tax Authorities	0.00	0.00

NOTE NO. 19 TO THE FS-CA-OTHER CURRENT ASSETS

(Amount in ₹)

	As at	31.03.2021	31.03.2020
047	*Includes deposited with courts	0.00	0.00
048	*Includes deposited with LIC for annuity payments	0.00	0.00
049	* Includes deposits with WRD / against BG in r/o finance lease	0.00	0.00
050	Other include amount recoverable from contractors and other parties towards hire charges, rent/electricity etc.	0.00	0.00
052	**Advances to related parties include:**	**0.00**	**0.00**
053	i)Key management personel	0.00	0.00
054	ii)Subsidiary companies	0.00	0.00
055	iii)Joint Venture companies	0.00	0.00
056	Contractors	0.00	0.00
057	Others	0.00	0.00
058		0.00	0.00
059	Advances include amount due from the following Private Companies in which Directors of the Company are also Directors in such Companies	0.00	0.00
060		**0.00**	**0.00**
061		0.00	0.00
062	Related Party (Adv)- Employee	0.00	0.00
063	Related Party (Adv)- Subsidiaries	0.00	0.00
064	Related Party (Adv)- Joint Venture	0.00	0.00
065	Related Party (Adv)- Contractors	701,602,932.86	440,968,555.00
066	Related Party (Adv)- Others	0.00	1,699,005.00
067	**Total**	**701,602,932.86**	**442,667,560.00**
068		0.00	0.00

NOTE NO. 20 TO THE FS--REGULATORY DEFERRAL ACCOUNT DEBIT BALANCES **(Amount in ₹)**

	As at	31.03.2021	31.03.2020
001	On account of Exchange Differences	1,045,603,730.94	1,298,926,397.57
002	On account of employee benefit exp	0.00	0.00
003	Regulatory deferred account - deferred	0.00	0.00
004	Deferred asset for ash transportation	0.00	0.00
005	Deferred asset for Arbitration Award	0.00	0.00
006	**Total**	**1,045,603,730.94**	**1,298,926,397.57**

NOTE NO. 21 TO THE FS-EQUITY-EQUITY SHARE CAPITAL

(Amount in ₹)

	As at	31.03.2021	31.03.2020
001	**SHARE CAPITAL**	**0.00**	**0.00**
002	**Equity Share Capital**	**0.00**	**0.00**
003	**Authorised**	**0.00**	**0.00**
004	10,000,000,000 equity shares of Rs.10/- each (Previous year 10,000,000,000 eq shares of Rs.10/- each)	0.00	0.00
005	**Issued,Subscribed and fully Paid-up**	**0.00**	**0.00**
006	9,69,66,66,134 equity shares of Rs.10/- (Pv. Year 9,894,557,280 equity shares of Rs.10/- each)	0.00	0.00
007		**0.00**	**0.00**
008	**Total**	**0.00**	**0.00**
009	During FY 2018-19, the company has issued 1,649,092,880 equity shares of Rs.10/- each as fully paid bonus shares	0.00	0.00
010	The holders of the equity shares are entitled to receive dividends as declared from time to time, and are entitled to one vote per share at meetings of the company.	0.00	0.00
011	Details of shareholders holding more than 5% shares in the company	0.00	0.00
012	- President of India	0.00	0.00
013	No. of Shares	0.00	0.00
014	% of holding	0.00	0.00
015	- Life Insurance Corporation of India/ICICI Prudential Mutual Fund	0.00	0.00
016	No. of Shares	0.00	0.00
017	% of holding	0.00	0.00

GADARWARA

NOTE NO. 22 TO THE FS-EQUITY-OTHER EQUITY **(Amount in ₹)**

	As at	31.03.2021	31.03.2020
001	RESERVE AND SURPLUS	0.00	0.00
002		**0.00**	**0.00**
003	**Capital Reserve**	**0.00**	**0.00**
004	As per last financial statements	0.00	0.00
006	Add : Grants received during the year	0.00	0.00
007	Add: Transfer from Surplus	0.00	0.00
008	Less: Write back during the year/period	0.00	0.00
009	Less: Adjustments during the year/period	0.00	0.00
010	**Sub-Total**	**0.00**	**0.00**
011	**Securities Premium Account**	**0.00**	**0.00**
012	As per last financial statements	0.00	0.00
013	Add: Additions during the year/period	0.00	0.00
014	Less: Adjustments during the year/period	0.00	0.00
015	**Sub-Total**	**0.00**	**0.00**
016	**Bonds Redemption Reserve**	**0.00**	**0.00**
017	As per last financial statements	0.00	0.00
018	Add: Transfer from Surplus	0.00	0.00
019	Less: Transfer to surplus on redemption	0.00	0.00
020	Less: Adjustments during the year/ period	0.00	0.00
021	**Sub-Total**	**0.00**	**0.00**
022	**Capital Redemption Reserve**	**0.00**	**0.00**
023	As per last financial statements	0.00	0.00
024	Add: Transfer from Surplus	0.00	0.00
025	Less: Transfer to surplus on redemption	0.00	0.00
026	Less: Adjustments during the year/ period	0.00	0.00
027	**Sub-Total**	**0.00**	**0.00**
028	**Share Application money Allotment**	**0.00**	**0.00**
029	As per last financial statements	0.00	0.00
030	Add: Addition during the year	0.00	0.00
031	Less: Utlised for allotment during the year	0.00	0.00
032	Less: Adjustments during the year/ period	0.00	0.00
033	**Sub-Total**	**0.00**	**0.00**
034	**Fly-ash utilisation reserve Fund**	**0.00**	**0.00**
035	As per last financial statements	0.00	0.00
036	Transferred to CC	0.00	0.00
037	Add:Transfer from revenue from operations	207,281.60	0.00
038	Add:Transfer from other income	0.00	0.00
039	Less: Utilised during the year	0.00	0.00
040	Tangible assets	0.00	0.00
041	Employee benefit expenses	0.00	0.00
042	Generation,admn. and other expenses	0.00	0.00
043	Tax Expenses	0.00	0.00
044	**Sub-Total**	**207,281.60**	**0.00**
045	**Special allowance Reserve Fund**	**0.00**	**0.00**
046	As per last financial statements	0.00	0.00
047	Add: Addition during the year	0.00	0.00

NOTE NO. 22 TO THE FS-EQUITY-OTHER EQUITY (Amount in ₹)

	As at	31.03.2021	31.03.2020
048	Less: Utlised for allotment during the year	0.00	0.00
049	Less: Adjustments during the year/ period	0.00	0.00
050	**SUB-TOTAL**	**0.00**	**0.00**
053	**Corporate social responsibility (CSR) reserve**	**0.00**	**0.00**
054	As per last financial statements	0.00	0.00
055	Add : Transfer from surplus	0.00	0.00
056	Less:-Write back during the year	0.00	0.00
057	**Sub-Total**	**0.00**	**0.00**
058	**General Reserve**	**0.00**	**0.00**
059	As per last financial statements	0.00	0.00
060	Add: Transfer from Surplus	0.00	0.00
061	Less: Transfer to Surplus	0.00	0.00
062	Less: Write back during the year /period	0.00	0.00
063	Less: Adjustments during the year /period	0.00	0.00
064	**Sub-Total**	**0.00**	**0.00**
065		**0.00**	**0.00**
066	**Retained earnings**	**0.00**	**0.00**
067	As per last financial statements	2,840,477,448.36	-188,664,919.27
068	Add(Less):-Changes in accounting policy / prior period errors	0.00	0.00
069	Add(Less):-Profit (Loss) after tax for the year from Statement of Profit & Loss	4,728,383,226.41	3,029,142,367.63
070		0.00	0.00
071	Add: Write back from Bond Redemption Reserve	0.00	0.00
072	Add: Write back from Capital Reserve	0.00	0.00
073	Add: Write back from Foreign Project Reserve	0.00	0.00
074	Add: Write back from CSR Reserve	0.00	0.00
075	Add: Write back from General Reserve	0.00	0.00
076	Less: Transfer to Bonds Redemption Reserve	0.00	0.00
077	Less: Transfer to Special Allowance Reserve Fund	0.00	0.00
078	Less: Transfer to Foreign Project Reserve	0.00	0.00
080	Less:Transfer to Capital Reserve	0.00	0.00
081	Less:Transfer to CSR Reserve	0.00	0.00
082	Less:Transfer to General Reserve	0.00	0.00
083	Less:Interim Dividend Paid	0.00	0.00
084	Less:Tax on Interim Dividend Paid	0.00	0.00
085	Less:Final Dividend Paid	0.00	0.00
086	Less:Tax on Final Dividend Paid	0.00	0.00
087	Less: Issue of bonus debenture	0.00	0.00
088	Less: Tax on issue of bonus debenture	0.00	0.00
089	**Sub-Total**	**7,568,860,674.77**	**2,840,477,448.36**
090		0.00	0.00
091	**Remeasurement of defined benefit plans**	**0.00**	**0.00**
092	As per last financial statements	-16,226,357.84	0.00
093	Add/(Less):- Actuarial Gains/loss through OCI	-8,522,963.28	-16,226,357.84
094	**Sub-Total**	**-24,749,321.12**	**-16,226,357.84**
095		0.00	0.00

NOTE NO. 22 TO THE FS-EQUITY-OTHER EQUITY **(Amount in ₹)**

	As at	31.03.2021	31.03.2020
096	**FVTOCI Reserve**	**0.00**	**0.00**
097	As per last financial statements	0.00	0.00
098	Add(Less):-Net gain/loss of equity instruments through OCI	0.00	0.00
099	**Sub-Total**	**0.00**	**0.00**
100		**0.00**	**0.00**
101	**Total Other equity**	**7,544,318,635.25**	**2,824,251,090.52**
102		0.00	0.00

NOTE NO. 23 TO THE FS-NCL-BORROWINGS

(Amount in ₹)

	As at	31.03.2021	31.03.2020
001	**LONG TERM BORROWINGS**	**0.00**	**0.00**
002	**Bonds**	**0.00**	**0.00**
003	**Secured**	**0.00**	**0.00**
004	7.37 % Tax free secured non-cumulative non-convertible redeemable bonds-2015 of Rs. 1,000/- each redeemable at par in full on 5th October 2035 (Fifty Sixth Issue - Public Issue - Series 3A).	0.00	0.00
005	7.62 % Tax free secured non-cumulative non-convertible redeemable bonds-2015 of Rs. 1,000/- each redeemable at par in full on 5th October 2035 (Fifty Sixth Issue - Public Issue - Series 3 B).	0.00	0.00
006	8.61% Tax free secured non-cumulative non-convertible redeemable bonds of ₹ 10,00,000/- each redeemable at par in full on 4th March 2034 (Fifty First Issue C - Private Placement)	0.00	0.00
007	8.66% Tax free secured non-cumulative non-convertible redeemable bonds - 2013 of ₹ 1000/- each redeemable at par in full on 16th December 2033 (Fiftieth Issue - Public Issue - Series 3A)	0.00	0.00
008	8.91% Tax free secured non-cumulative non-convertible redeemable bonds - 2013 of ₹ 1000/- each redeemable at par in full on 16th December 2033 (Fiftieth Issue - Public Issue - Series 3B)	0.00	0.00
009	7.37% Secured non-cumulative non-convertible redeemable taxable bonds of Rs. 10,00,000/- each redeemable at par in full on 14th December 2031 (Sixty Sixth Issue - Private Placement)	0.00	0.00
010	7.49% Secured non-cumulative non-convertible redeemable taxable bonds of Rs. 10,00,000/- each redeemable at par in full on 7th November 2031 (Sixty Fourth Issue - Private Placement)	0.00	0.00
011	7.28 % Tax free secured non-cumulative non-convertible redeemable bonds-2015 of Rs. 1,000/- each redeemable at par in full on 5th October 2030 (Fifty Sixth Issue - Public Issue - Series	0.00	0.00

	As at	31.03.2021	31.03.2020
	2A)		
012	7.53 % Tax free secured non-cumulative non-convertible redeemable bonds-2015 of Rs. 1,000/- each redeemable at par in full on 5th October 2030 (Fifty Sixth Issue - Public Issue - Series 2 B).	0.00	0.00
013	7.32% Secured non-cumulative non-convertible redeemable taxable bonds of Rs 10,00,000/- each redeemable at par in full on 17 July 2029 (Sixty Ninth Issue - Private Placement)	0.00	0.00
014	8.63% Tax free secured non-cumulative non-convertible redeemable bonds of ₹ 10,00,000/- each redeemable at par in full on 4th March 2029 (Fifty First Issue B - Private Placement)	0.00	0.00
015	8.30% Secured non-cumulative non-convertible redeemable taxable bonds of Rs 10,00,000/- each redeemable at par in full on 15 January 2029 (Sixty Seventh Issue - Private Placement)	0.00	0.00
016	8.48% Tax free secured non-cumulative non-convertible redeemable bonds - 2013 of ₹ 1000/- each redeemable at par in full on 16th December 2028 (Fiftieth Issue - Public Issue - Series 2A)	0.00	0.00
017	8.73% Tax free secured non-cumulative non-convertible redeemable bonds - 2013 of ₹ 1000/- each redeemable at par in full on 16th December 2028 (Fiftieth Issue - Public Issue - Series 2B)	0.00	0.00
018	7.47% Secured non-cumulative non-convertible redeemable taxable bonds of Rs. 10,00,000/- each redeemable at par in full on 16th September 2026 (Sixty Third Issue - Private Placement)	0.00	0.00
019	7.58% Secured non-cumulative non-convertible redeemable taxable bonds of Rs. 10,00,000/- each redeemable at par in	0.00	0.00

	As at	31.03.2021	31.03.2020
	full on 23rd August 2026 (Sixty Second Issue - Private Placement)		
020	8.05% Secured non-cumulative non-convertible redeemable taxable bonds of Rs. 10,00,000/- each redeemable at par in full on 5th May 2026 (Sixtieth Issue - Private Placement)	0.00	0.00
021	8.19% Secured non-cumulative non-convertible redeemable taxable bonds of Rs. 10,00,000/- each redeemable at par in full on 15th December 2025 (Fifty Seventh Issue - Private Placement)	0.00	0.00
022	7.11 % Tax free secured non-cumulative non-convertible redeemable bonds-2015 of Rs. 1,000/- each redeemable at par in full on 5th October 2025 (Fifty Sixth Issue - Public Issue - Series 1A).	0.00	0.00
023	7.36 % Tax free secured non-cumulative non-convertible redeemable bonds-2015 of Rs. 1,000/- each redeemable at par in full on 5th October 2025 (Fifty Sixth Issue - Public Issue - Series 1 B).	0.00	0.00
024	7.15% Tax free secured non-cumulative non-convertible redeemable bonds - 2015 of Rs. 10,00,000/- each redeemable at par in full on 21st August 2025 (Fifty Fifth Issue - Private Placement)	0.00	0.00
025	9.17% Secured non-cumulative non-convertible redeemable taxable bonds of ₹ 10,00,000/- each redeemable at par in full on 22nd September 2024 (53rd Issue - private placement).	0.00	0.00
026	9.34% Secured non-cumulative non-convertible redeemable taxable bonds of ₹10,00,000/- each redeemable at par in full on 24th March 2024 (Fifty Second Issue - private placement)	0.00	0.00
027	8.19% Tax free secured non-cumulative non-convertible redeemable bonds - 2013 of ₹ 10,00,000/- each redeemable at	0.00	0.00

	As at	31.03.2021	31.03.2020
	par in full on 4th March 2024 (Fifty First Issue A - Private Placement)		
028	8.41% Tax free secured non-cumulative non-convertible redeemable bonds - 2013 of ₹ 1000/- each redeemable at par in full on 16th December 2023 (Fiftieth Issue - Public Issue - Series 1A)	0.00	0.00
029	8.66% Tax free secured non-cumulative non-convertible redeemable bonds - 2013 of ₹ 1000/- each redeemable at par in full on 16th December 2023 (Fiftieth Issue - Public Issue - Series 1B)	0.00	0.00
030	9.25% Secured non-cumulative non-convertible redeemable taxable bonds of ₹10,00,000/- each with five equal separately transferable redeemable principal parts (STRPP) redeemable at par at the end of 11th year and in annual installments thereafter upto the end of 15th year respectively commencing from 4th May 2023 and ending on 4th May 2027 (Forty fourth issue - private placement)VII	0.00	0.00
031	8.48% Secured non-cumulative non-nonvertible redeemable taxable bonds of ₹ 10,00,000/- each redeemable at par in full on 1st May 2023 (Seventeenth issue - private placement)I	0.00	0.00
032	8.80% Secured non-cumulative non-convertible redeemable taxable bonds of ₹10,00,000/- each redeemable at par in full on 4th April 2023 (Forty ninth issue -private placement	0.00	0.00
033	8.49% Secured non-cumulative non-convertible redeemable taxable fully paid-up bonus debentures of Rs. 12.50 each redeemable at par in three annual installments of Rs. 2.50, Rs. 5.00 and Rs. 5.00 at the end of 8th year, 9th year and 10th year on 25th March 2023, 25th March 2024 and 25th March 2025 respectively (Fifty Fourth Issue -Bonus Debentures)X - (refer Note 5 d)	0.00	0.00
034	8.73% Secured non-cumulative	0.00	0.00

	As at	31.03.2021	31.03.2020
	non-convertible redeemable taxable bonds of ₹ 10,00,000/- each redeemable at par in full on 07th March 2023 (Forty eighth issue - private placement)		
035	9.00% Secured non-cumulative non-convertible redeemable taxable bonds of ₹ 10,00,000/- each with five equal separately transferable redeemable principal parts (STRPP) redeemable at par at the end of 11th year and in annual installments thereafter upto the end of 15th year respectively commencing from 25th January 2023 and ending on 25th January 2027 (Forty second issue- private placement)III	0.00	0.00
036	8.84% Secured non-cumulative non-convertible redeemable taxable bonds of ₹10,00,000/- each redeemable at par in full on 4th October 2022 (Forty seventh issue- private placement)VII	0.00	0.00
037	7.93% Secured non-cumulative non-convertible redeemable taxable bonds of ` 10,00,000/- each redeemable at par in full on 03 May 2022 (68th Issue - Private Placement)	0.00	0.00
038	6.72% Secured non-cumulative non-convertible redeemable taxable bonds of Rs. 10,00,000/- each redeemable at par in full on 24th November 2021 (Sixty Fifth Issue - Private Placement)	0.00	0.00
039	8.10% Secured Non-Cumulative Non-Convertible Redeemable Taxable Bonds of Rs. 30,00,000/- each redeemable at par in three equal separately transferable redeemable principal parts (STRPP) at the end of 5th year, 10th year & 15th year on 27th May 2021, 27th May 2026 and 27th May 2031 respectively (Sixty First Issue- Private Placement)	0.00	0.00
040	8.33% Secured non-cumulative non-convertible redeemable taxable bonds of Rs.10,00,000/- each redeemable at par in full on 24th February 2021	0.00	0.00

	As at	31.03.2021	31.03.2020
	(Fifty Ninth Issue - Private Placement).		
042	8.93% Secured non-cumulative non-convertible redeemable taxable bonds of ₹ 10,00,000/- each redeemable at par in full on 19th January 2021 Thirty seventh issue - private placement)III	0.00	0.00
043	8.18% Secured non-cumulative non-convertible redeemable taxable bonds of Rs.10,00,000/- each redeemable at par in full on 31st December 2020 (Fifty Eight Issue - Private Placement).	0.00	0.00
044	8.73 % Secured non-cumulative non-convertible redeemable taxable bonds of ₹ 10,00,000/- each redeemable at par in full on 31st March 2020 (Thirty third issue- private placement)III	0.00	0.00
045	8.78 % Secured non-cumulative non-convertible redeemable taxable bonds of ₹ 10,00,000/- each redeemable at par in full on 9th March 2020 (Thirty first issue- private placement)III	0.00	0.00
046	11.25% Secured non-cumulative non-convertible redeemable taxable bonds of ₹ 10,00,000/- each redeemable at par in five equal annual installments commencing from 6th Nov 2019 and ending on 6th Nov 2023 (Twenty seventh issue - private placement)III	0.00	0.00
047	7.89% Secured non-cumulative non-convertible redeemable taxable bonds of ₹ 10,00,000/- each redeemable at par in full on 5th May 2019 (Thirtieth issue - private placement)III	0.00	0.00
048	8.65% Secured non-cumulative non-convertible redeemable taxable bonds of ₹10,00,000/- each redeemable at par in full on 4th February 2019 (Twenty ninth issue - private placement)III	0.00	0.00
049	7.50% Secured non-cumulative non-convertible redeemable taxable bonds of ₹ 10,00,000/- each redeemable at par in full	0.00	0.00

	As at	31.03.2021	31.03.2020
	on 12th January 2019 (Nineteenth issue - private placement)II		
050	11% Secured non-cumulative non-convertible redeemable taxable bonds of ₹ 10,00,000/- each redeemable at par in full on 21st November 2018 (Twenty eighth issue - private placement)III	0.00	0.00
051	9.3473% Secured non-cumulative non-convertible redeemable taxable bonds of ₹15,00,000/- each with fifteen equal separately transferable redeemable principal parts (STRPP) redeemable at par at the end of 6th year and in annual installments thereafter upto the end of 20th year respectively commencing from 20th July 2018 and ending on 20th July 2032 (Forty sixth issue - private placement)VII	0.00	0.00
052	9.4376% Secured non-cumulative non-convertible redeemable taxable bonds of ₹ 15,00,000/- each with fifteen equal separately transferable redeemable principal parts (STRPP) redeemable at par at the end of 6th year and in annual installments thereafter upto the end of 20th year respectively commencing from 16th May 2018 and ending on 16th May 2032 (Forty fifth issue - private placement)VII	0.00	0.00
053	8.00% Secured non-cumulative non-convertible redeemable taxable bonds of ₹ 10,00,000/- each redeemable at par in full on 10th April 2018 (Sixteenth issue -private placement)I	0.00	0.00
054	9.2573% Secured non-cumulative non-convertible redeemable taxable bonds of ₹ 15,00,000/- each with fifteen equal separately transferable redeemable principal parts (STRPP) redeemable at par at the end of 6th year and in annual installments thereafter upto the end of 20th year respectively commencing from 2nd March 2018 and ending on 2nd March 2032 (Forty third issue - private placement)III	0.00	0.00
055	9.6713% Secured non-cumulative non-convertible redeemable taxable bonds	0.00	0.00

	As at	31.03.2021	31.03.2020
	of ₹ 15,00,000/- each with fifteen equal separately transferable redeemable principal parts (STRPP) redeemable at par at the end of 6th year and in annual installments thereafter upto the end of 20th year respectively commencing from 23rd December 2017 and ending on 23rd December 2031 (Forty first issue - private placement)III		
056	9.558% Secured non-cumulative non-convertible redeemable taxable bonds of ₹ 15,00,000/- each with fifteen equal separately transferable redeemable principal parts (STRPP) redeemable at par at the end of 6th year and in annual installments thereafter upto the end of 20th year respectively commencing from 29th July 2017 and ending on 29th July 2031(Fourtieth issue-private placement)III	0.00	0.00
057	9.3896% Secured non-cumulative non-convertible redeemable taxable bonds of ₹ 15,00,000/- each with fifteen equal separately transferable redeemable principal parts (STRPP) redeemable at par at the end of 6th year and in annual installments thereafter upto the end of 20th year respectively commencing from 9th June 2017 and ending on 9th June 2031(Thirty ninth issue-private placement)III	0.00	0.00
058	9.17% Secured non-cumulative non-convertible redeemable taxable bonds of ₹ 15,00,000/- each with fifteen equal separately transferable redeemable principal parts (STRPP) redeemable at par at the end of 6th year and in annual installments thereafter upto the end of 20th year respectively commencing from 22nd March 2017 and ending on 22nd March 2031(Thirty eighth issue-private placement)III	0.00	0.00
059	8.8086% Secured non-cumulative non-convertible redeemable taxable bonds of ₹ 15,00,000/- each with fifteen equal separately transferable redeemable principal parts (STRPP) redeemable at par at the end of 6th	0.00	0.00

	As at	31.03.2021	31.03.2020
	year and in annual installments thereafter upto the end of 20th year respectively commencing from 15th December 2016 and ending on 15th December 2030 (Thirty sixth issue - private placement)III		
060	8.785% Secured non-cumulative non-convertible redeemable taxable bonds of ₹ 15,00,000/- each with fifteen equal separately transferable redeemable principal parts (STRPP) redeemable at par at the end of 6th year and in annual installments thereafter upto the end of 20th year respectively commencing from 15th September 2016 and ending on 15th September 2030 (Thirty fifth issue - private placement)III	0.00	0.00
061	8.71% Secured non-cumulative non-convertible redeemable taxable bonds of ₹ 15,00,000/- each with fifteen equal separately transferable redeemable principal parts (STRPP) redeemable at par at the end of 6th year and in annual installments thereafter upto the end of 20th year respectively commencing from 10th June 2016 and ending on 10th June 2030 (Thirty fourth issue - private placement)III	0.00	0.00
062	8.8493% Secured non-cumulative non-convertible redeemable taxable bonds of ₹ 15,00,000/- each with fifteen equal separately transferable redeemable principal parts (STRPP) redeemable at par at the end of 6th year and in annual installments thereafter upto the end of 20th year respectively commencing from 25th March 2016 and ending on 25th March 2030 (Thirty second issue - private placement)III	0.00	0.00
063	9.37% Secured non-cumulative non-convertible redeemable taxable bonds of ₹ 70,00,000/- each with fourteen separately transferable redeemable principal parts (STRPP) redeemable at par semi-annually commencing from 4th June 2012 and ending on 4th December 2018 (Twenty fifth issue -	0.00	0.00

	As at	31.03.2021	31.03.2020
	private placement)III		
065	9.06% Secured non-cumulative non-convertible redeemable taxable bonds of ₹ 70,00,000/- each with fourteen separately transferable redeemable principal parts (STRPP) redeemable at par semi-annually commencing from 4th June 2012 and ending on 4th December 2018 (Twenty sixth issue - private placement)III	0.00	0.00
066	8.6077% Secured non-cumulative non-convertible redeemable taxable bonds of ₹ 20,00,000/- each with twenty equal separately transferable redeemable principal parts (STRPP) redeemable at par semi-annually commencing from 9th September 2011 and ending on 9th March 2021 (Twenty fourth issue - private placement)IV	0.00	0.00
067	8.3796% Secured non-cumulative non-convertible redeemable taxable bonds of ₹ 20,00,000/- each with twenty equal separately transferable redeemable principal parts (STRPP) redeemable at par semi-annually commencing from 5th August 2011 and ending on 5th February 2021 (Twenty third issue - private placement)IV	0.00	0.00
068	8.1771% Secured non-cumulative non-convertible redeemable taxable bonds of ₹ 20,00,000/- each with twenty equal separately transferable redeemable principal parts (STRPP) redeemable at par semi-annually commencing from 2nd July 2011 and ending on 2nd January 2021 (Twenty second issue - private placement)IV	0.00	0.00
069	7.7125% Secured non-cumulative non-convertible redeemable taxable bonds of ₹ 20,00,000/- each with twenty equal separately transferable redeemable principal parts (STRPP) redeemable at par semi-annually commencing from 2nd August 2010 and ending on 2nd February 2020 (Twenty first issue - private placement)V	0.00	0.00
070	7.552% Secured non-cumulative non-convertible redeemable taxable bonds	0.00	0.00

	As at	31.03.2021	31.03.2020
	of ₹ 20,00,000/- each with twenty equal separately transferable redeemable principal parts (STRPP) redeemable at par semi-annually commencing from 23rd September 2009 and ending on 23rd March 2019 (Twentieth issue - private placement)VI		
071	9.55% Secured non-cumulative non-convertible taxable redeemable bonds of ₹ 10,00,000/- each with ten equal separately transferable redeemable principal parts (STRPP) redeemable at par at the end of the 6th year and in annual installments thereafter upto the end of 15th year respectively from 30th April 2002 (Thirteenth issue - Part B - private placement)VIII	0.00	0.00
072	9.55% Secured non-cumulative non-convertible taxable redeemable bonds of ₹ 10,00,000/- each redeemable at par in ten equal annual installments commencing from the end of 6th year and upto the end of 15th year respectively from 18th April 2002 (Thirteenth issue -Part A - private placement)VIII	0.00	0.00
073		0.00	0.00
074		0.00	0.00
075		0.00	0.00
076		0.00	0.00
077	**Sub Total**	**0.00**	**0.00**
078	**Unsecured**	**0.00**	**0.00**
079	6.55% Unsecured non-cumulative non-convertible redeemable taxable bonds of ₹ 10,00,000/- each redeemable at par in full on 17 April 2023 (Seventieth Issue - Private Placement)	0.00	0.00
080	6.29% Unsecured non-cumulative non-convertible redeemable taxable bonds of ₹ 10,00,000/- each redeemable at par in full on 11 April 2031 (Seventy First Issue - Private Placement)	0.00	0.00
081	5.45% Unsecured non-cumulative non-convertible redeemable taxable bonds of ₹ 10,00,000/- each redeemable at par in full on 15 October 2025 (Seventy Second Issue - Private Placement)	0.00	0.00

NOTE NO. 23 TO THE FS-NCL-BORROWINGS (Amount in ₹)

	As at	31.03.2021	31.03.2020
082	6.43% Unsecured non-cumulative non-convertible redeemable taxable bonds of ₹ 10,00,000/- each redeemable at par in full on 27 January 2031 (Seventy Third Issue - Private Placement)	0.00	0.00
083		0.00	0.00
084		0.00	0.00
085		0.00	0.00
086	**Sub-total**	**0.00**	**0.00**
087	**Total**	**0.00**	**0.00**
088	**Foreign Currency Notes-Unsecured**	**0.00**	**0.00**
089	4.50% Fixed Rate Notes Due for repayment on 19th March 2028	0.00	0.00
090	2.75% Fixed rate notes due for repayment on 1st February 2027	0.00	0.00
091	4.25 % Fixed rate notes due for repayment on 26th February 2026	0.00	0.00
092	4.375% Fixed Rate Note due for repayment on 26th November 2024	0.00	0.00
093	4.75 % Fixed Rate Notes due for repayment on 3rd Oct 2022	0.00	0.00
094	7.25 % Fixed green global INR denominated bonds due on 3 May 2022	0.00	0.00
095	7.375 % Fixed green global INR denominated bonds due on 10 August 2021	0.00	0.00
096	5.625% Fixed Rate Notes due for repayment on 14th July 2021	0.00	0.00
097	3.75 % Fixed rate notes due for repayment on 03 April 2024	0.00	0.00
098		0.00	0.00
099		0.00	0.00
100		0.00	0.00
101		0.00	0.00
102	**Sub Total**	**0.00**	**0.00**
103	Long term maturities of Finance Lease Obligations (Secured) IX	0.00	0.00
104	Long term maturities of Finance Lease Obligations (Unsecured) X	189,720,334.57	174,097,308.57
105	**Term Loans**	**0.00**	**0.00**
106	**From Banks**	**0.00**	**0.00**
107	**Secured**	**0.00**	**0.00**
108	Rupee Loans	0.00	0.00
109	**Unsecured**	**0.00**	**0.00**
110	Foreign Currency Loans	0.00	0.00
111	Rupee Loans	0.00	0.00
112	**From Others**	**0.00**	**0.00**
113	**Secured**	**0.00**	**0.00**
114	Rupee Loans	0.00	0.00

NOTE NO. 23 TO THE FS-NCL-BORROWINGS **(Amount in ₹)**

	As at	31.03.2021	31.03.2020
115	Foreign Currency loans (guaranteed by GOI)	0.00	0.00
116	**Unsecured**	**0.00**	**0.00**
117	Foreign Currency loans (guaranteed by GOI)	0.00	0.00
118	Other Foreign currency loans	0.00	0.00
119	Rupee Loans	0.00	0.00
120	**Deposits**	**0.00**	**0.00**
121	**Unsecured**	**0.00**	**0.00**
122	Fixed Deposits	0.00	0.00
123	**Others**	**0.00**	**0.00**
124	**Unsecured**	**0.00**	**0.00**
125	Bonds Application Money Pending Allotment	0.00	0.00
126	**Sub-total**	**189,720,334.57**	**174,097,308.57**
127	**Total**	**189,720,334.57**	**174,097,308.57**
128		0.00	0.00
129	Less:- Interst accrued but not due on borrowings	0.00	0.00
130	Less:- Current maturities of long term borrowings	0.00	0.00
131	Bonds-Secured	0.00	0.00
132	Fixed Rate Notes	0.00	0.00
133	Foreign currency loans from Banks- unsecured	0.00	0.00
134	Rupee loans from banks- Secured	0.00	0.00
135	Rupee loans from banks- unsecured	0.00	0.00
136	Rupee Term loan from Others - Secured	0.00	0.00
137	Foreign currency loans from others- unsecured (Guaranteed by GOI)	0.00	0.00
138	Other foreign currency loans from others- unsecured	0.00	0.00
139	Rupee loans from others- unsecured	0.00	0.00
140	Finance Lease obligations - secured	0.00	0.00
141	Finance Lease obligations - unsecured	92,595.72	1,053,294.28
200	**Total**	**189,627,738.85**	**173,044,014.29**

NOTE NO. 24 TO THE FS-NCL-TRADE PAYABLES

(Amount in ₹)

	As at	31.03.2021	31.03.2020
001	**TRADE PAYABLES(NON CURRENT)**	**0.00**	**0.00**
002	**For Goods and Services**	**0.00**	**0.00**
003	- Micro & Small Enterprises	6,944,160.43	2,640,803.69
004	- Others	2,781,140.50	4,145,735.65
005		0.00	0.00
006	**Total**	**9,725,300.93**	**6,786,539.34**

GADARWARA

NOTE NO. 25 TO THE FS-NCL-OTHER FINANCIAL LIABILITIES **(Amount in ₹)**

	As at	31.03.2021	31.03.2020
001	**OTHER FINANCIAL LIABILITIES (NON-CURRENT)**	**0.00**	**0.00**
002	Payable for Capital Expenditure	0.00	0.00
003	- Micro & Small Enterprises	0.00	881,672.06
004	- Others	235,040.90	138,515,460.88
005	Others	0.00	0.00
006	Deposits from contractors and others	0.00	0.00
007		0.00	0.00
008		0.00	0.00
009	**Total**	**235,040.90**	**139,397,132.94**

NOTE NO. 26 TO THE FS-NCL-PROVISIONS **(Amount in ₹)**

	As at	31.03.2021	31.03.2020
001	**LONG TERM PROVISIONS**	**0.00**	**0.00**
002	**Provision for Employee Benefits**	**0.00**	**0.00**
003	Opening Balance	0.00	0.00
004	Additions/ (adjustments) during the year	0.00	0.00
005	**Closing Balance**	**0.00**	**0.00**
013		**0.00**	**0.00**
014	**TOTAL**	**0.00**	**0.00**

NOTE NO. 27 TO THE FS-NCL-DEFERRED TAX LIABILITIES (NET) **(Amount in ₹)**

	As at	Open Balance on 01.04.2020	Addition	Closing Balance on 31.03.2021
001	**DEFERRED TAX LIABILITIES (NET)**			
002	Difference of book depreciation and tax depreciation	0.00	0.00	0.00
003	Less: Deferred tax assets			
004	Provisions & Other disallowances for tax purposes	0.00	0.00	0.00
005	Unabsorbed Depreciation	0.00	0.00	0.00
006	Disallowances u/s 43B of the Income Tax Act, 1961	0.00	0.00	0.00
007		0.00	0.00	0.00
008		0.00	0.00	0.00
009		0.00	0.00	0.00
010		0.00	0.00	0.00
011	MAT credit entitlement	0.00	0.00	0.00
012		0.00	0.00	0.00
013	**Total**	**0.00**	**0.00**	**0.00**
014		0.00	0.00	0.00
015	**Total**	**0.00**	**0.00**	**0.00**
016	Breakup of deferred tax assets	0.00	0.00	0.00
017	Provision	0.00	0.00	0.00
018	Statutory dues	0.00	0.00	0.00
019	Leave encashment	0.00	0.00	0.00
020	Others	0.00	0.00	0.00
021		0.00	0.00	0.00
022		0.00	0.00	0.00

NOTE NO. 28 TO THE FS-NCL-OTHER NON-CURRENT LIABILITIES

(Amount in ₹)

	As at	31.03.2021	31.03.2020
001	Other Non current Liabilities	0.00	0.00
002	Advances from customers and others	0.00	0.00
003	Deposits from contractors and others	0.00	0.00
004		0.00	0.00
005	**TOTAL**	**0.00**	**0.00**

NOTE NO. 29 TO THE FS-CL-BORROWINGS **(Amount in ₹)**

	As at	31.03.2021	31.03.2020
001	**Short Term Borrowings**	**0.00**	**0.00**
002	**Loans repayable on demand**	**0.00**	**0.00**
003	**From Banks**	**0.00**	**0.00**
004	**Secured**	**0.00**	**0.00**
005	Cash Credit	0.00	0.00
006	**Unsecured**	**0.00**	**0.00**
007	Cash Credit	0.00	0.00
008	**Other loans-unsecured**	**0.00**	**0.00**
009	Commecial Papers	0.00	0.00
010	Less: Unamortised discount on Commercial Papers	0.00	0.00
011	**Sub-Total**	**0.00**	**0.00**
012	**TOTAL**	**0.00**	**0.00**

NOTE NO. 30 TO THE FS-CL-TRADE PAYABLES **(Amount in ₹)**

	As at	31.03.2021	31.03.2020
001	**TRADE PAYABLES**	**0.00**	**0.00**
002	For Goods and Services	0.00	0.00
003	- Micro & Small Enterprises	18,923,367.40	21,715,592.39
004	- Others	497,486,739.82	120,912,609.20
005		0.00	0.00
006	**Total**	**516,410,107.22**	**142,628,201.59**
007		0.00	0.00

NOTE NO. 31 TO THE FS-CL-OTHER FINANCIAL LIABILITIES (Amount in ₹)

	As at	31.03.2021	31.03.2020
001	**OTHER FINANCIAL LIABILITIES (CURRENT)**	**0.00**	**0.00**
002	**Current maturity of long term borrowings**	**0.00**	**0.00**
003	Bonds-Secured	0.00	0.00
004	Foreign Currency Fixed Rate Notes	0.00	0.00
005	**From Banks**	**0.00**	**0.00**
006	**Secured**	**0.00**	**0.00**
007	Rupee Term Loan	0.00	0.00
008	**Unsecured**	**0.00**	**0.00**
009	Foreign currency loans	0.00	0.00
010	Rupee term loans	0.00	0.00
011	**From Others**	**0.00**	**0.00**
012	**Secured**	**0.00**	**0.00**
013	Rupee Term Loan	0.00	0.00
014	**Unsecured**	**0.00**	**0.00**
015	Foreign currency loans (Guaranteed by Government of India)	0.00	0.00
016	Other foreign currency loans	0.00	0.00
017	Rupee term loans	0.00	0.00
018	Fixed deposits	0.00	0.00
019	Sub Total	0.00	0.00
020	Current maturity of finance lease obligations (secured)	0.00	0.00
021	Current maturity of finance lease obligations (unsecured)	92,595.72	1,053,294.28
022	Interest accrued but not due on borrowings	0.00	0.00
023	Unpaid Dividends*	0.00	0.00
024	Unpaid matured deposits and interest accrued thereon*	0.00	0.00
025	Unpaid matured bonds and interest accrued thereon*	0.00	0.00
026	Unpaid bond refund money-Tax free bonds *	0.00	0.00
027	Book Overdraft	0.00	0.00
028	Payable to Customers	0.00	0.00
029	Liability under forward exchange contact	0.00	0.00
030	Hedging cost payable to beneficiaries	0.00	0.00
031	Derivative MTM Liability	0.00	0.00
032	**Payable for Capital Expenditure**	**0.00**	**0.00**
033	- Micro & Small Enterprises	75,111,542.75	87,418,814.06
034	- Others	7,026,270,592.79	6,800,108,191.84
035	**Others Payables**	**0.00**	**0.00**
036	Deposits from contractors and others	11,654,665.04	954,750.00
037	Gratuity Obligations	0.00	0.00
038	Payable to employees	4,454,324.00	4,203,086.00
039	Payable to holding company	0.00	0.00
040	Retention on A/c BG encashment (Solar)	0.00	0.00
041	Payable to Solar Payment Security Account	0.00	0.00
042	Others **	3,763,643.00	743,625.76

NOTE NO. 31 TO THE FS-CL-OTHER FINANCIAL LIABILITIES **(Amount in ₹)**

	As at	31.03.2021	31.03.2020
043		0.00	0.00
044	**Total**	**7,121,347,363.30**	**6,894,481,962.94**
045	* Represents the amounts which have not been claimed by the investor/holders of the bonds/fixed deposits. Out of the above, no amount is due for payment to Investor Education and Protection Fund.	0.00	0.00
046	** Include Payable to Hospital and other payable.	0.00	0.00

NOTE NO. 32 TO THE FS-CL-OTHER CURRENT LIABILITIES (Amount in ₹)

	As at	31.03.2021	31.03.2020
001	**OTHER CURRENT LIABILITIES**	**0.00**	**0.00**
002	Advances from customers and others	1,169,140.77	436,298.48
003	Deferred discount on forward exchange contact	0.00	0.00
004	Tax deducted at source and other statutory dues	171,687,284.44	61,825,113.49
005	Others	0.00	0.00
006	**Total**	**172,856,425.21**	**62,261,411.97**

NOTE NO. 33 TO THE FS-CL-PROVISIONS **(Amount in ₹)**

	As at	31.03.2021	31.03.2020
001	**SHORT TERM PROVISIONS**	**0.00**	**0.00**
002	**Provision for Employee Benefits**	**0.00**	**0.00**
003	Opening balance	0.00	0.00
004	Additions/ (adjustments) during the year	0.00	0.00
005	**Closing Balance**	**0.00**	**0.00**
028	**Provisions for Obligations Incidental to Land Acquisition**	**0.00**	**0.00**
029	Opening balance	408,180,928.05	753,032,194.74
030	Additions during the year	17,176,658.14	190,662,835.33
031	Amounts paid during the year	94,274,050.38	535,292,062.02
032	Amounts reversed during the year	0.00	222,040.00
033	**Closing Balance**	**331,083,535.81**	**408,180,928.05**
035	**Provision for Tariff Adjustment**	**0.00**	**0.00**
036	Opening balance	0.00	0.00
037	Additions during the year	0.00	0.00
038	Amounts adjusted during the year	0.00	0.00
039	Amounts reversed during the year	0.00	0.00
040	**Closing Balance**	**0.00**	**0.00**
042	**Provision for shortage in Fixed Assets Pending Investigation & Others**	**0.00**	**0.00**
043	Opening balance	1,014,711.50	12,239,963.07
044	Additions during the year	0.00	1,014,711.50
045	Amounts adjusted during the year	0.00	0.00
046	Amounts reversed during the year	1,014,711.50	12,239,963.07
047	**Closing Balance**	**0.00**	**1,014,711.50**
048	**Provision for Arbitration**	**0.00**	**0.00**
049	Opening balance	0.00	0.00
050	Additions during the year	0.00	0.00
051	Amounts used during the year	0.00	0.00
052	Amounts reversed during the year	0.00	0.00
053	**Closing Balance**	**0.00**	**0.00**
054	**Others**	**0.00**	**0.00**
055	Opening balance	0.00	0.00
056	Additions during the year	0.00	0.00
057	Amounts used during the year	0.00	0.00
058	Amounts reversed during the year	0.00	0.00
059	**Closing Balance**	**0.00**	**0.00**
102		0.00	0.00
103	**Total**	**331,083,535.81**	**409,195,639.55**

GADARWARA

NOTE NO. 34 TO THE FS-CL-CURRENT TAX LIABILITIES (NET) **(Amount in ₹)**

	As at	31.03.2021	31.03.2020
001	**Current liabilities - current tax liabilities (net)**	**0.00**	**0.00**
002	Opening balance	0.00	0.00
003	Additions during the year	0.00	0.00
004	Amounts adjusted during the year	0.00	0.00
005	Less: Set off against taxes paid	0.00	0.00
006	**Closing Balance**	**0.00**	**0.00**

GADARWARA

NOTE NO. 35 TO THE FS--DEFERRED REVENUE **(Amount in ₹)**

	As at	31.03.2021	31.03.2020
001	**Deferred Revenue**	**0.00**	**0.00**
002	On account of advance against depreciation	0.00	0.00
003	On account of income from foreign currency fluctuation	54,513,000.00	0.00
004	Government grants	0.00	0.00
005		0.00	0.00
006	**TOTAL**	**54,513,000.00**	**0.00**

NOTE NO. 36 TO THE FS--REGULATORY DEFERRAL ACCOUNT CREDIT BALANCES

(Amount in ₹)

	As at	31.03.2021	31.03.2020
001	Regulatory deferral account credit balances	0.00	0.00
002	Exchange Differences	0.00	0.00
003		0.00	0.00
004	**Total**	**0.00**	**0.00**

GADARWARA

NOTE NO. 37 TO THE FS--REVENUE FROM OPERATIONS **(Amount in ₹)**

	For the Year ended	31.03.2021	31.03.2020
001	**REVENUE FROM OPERATIONS**	**0.00**	**0.00**
002	**Sales**	**0.00**	**0.00**
003	Energy Sales (including Electricity Duty)	25,802,578,873.00	13,621,207,378.26
004	Less : Advance against depreciation deferred (net)	0.00	0.00
005	Add: Revenue recognized out of advance against depreciation	0.00	0.00
006	Add : Exchange fluctuation receivable from customers	2,459,000.00	0.00
007	Sale of energy through trading	0.00	0.00
008	Commission (NVVN)	0.00	0.00
009	**Sub total**	**25,805,037,873.00**	**13,621,207,378.26**
010	Less: Rebate to customers	311,675,259.31	152,774,203.03
011	**Energy Sales (Total)**	**25,493,362,613.69**	**13,468,433,175.23**
012	Consultancy, project management and supervision fees	0.00	0.00
013	Lease rentals on assets on Operating lease	0.00	0.00
014	Sale of Captive Coal	0.00	0.00
015	Intra Company Elimination	0.00	0.00
017	**Sub-total**	**0.00**	**0.00**
018	**Total - Sales**	**25,493,362,613.69**	**13,468,433,175.23**
019	Sale of fly ash/ash products	207,281.60	0.00
020	Less: Transferred to fly ash utilisation reserve fund	-207,281.60	0.00
021	**Sub-total**	**0.00**	**0.00**
022	**Other Operating Income**	**0.00**	**0.00**
023	Interest from customers	0.00	0.00
024	Energy Internally Consumed *	8,795,773.00	8,346,011.00
025	Interest income on Assets under finance lease	0.00	0.00
026	Recognized from deferred revenue - government grant	0.00	0.00
027	Provision written back- Tariff Adjustment	0.00	0.00
028	Income form Trading of ESCerts	0.00	0.00
029	Income from E-Mobility Business	0.00	0.00
030		0.00	0.00
031	**Total**	**25,502,158,386.69**	**13,476,779,186.23**
040	* Valued at variable cost of generation and corresponding amount included in power charges (Note No. 42)	0.00	0.00
041	Excise duty on sale of flyash,cenospere & ash products	0.00	0.00
042	Energy sales of principal nature (NVVN)	0.00	0.00
043	Energy sales of agency nature (NVVN)	0.00	0.00

NOTE NO. 38 TO THE FS--OTHER INCOME

(Amount in ₹)

	For the Year ended	31.03.2021	31.03.2020
001	**OTHER INCOME**	**0.00**	**0.00**
002	**Interest from**	**0.00**	**0.00**
004	**Financial assets at amortised cost**	**0.00**	**0.00**
005	Government Securities (8.5% Tax Free Bonds issued by the State Goverments)	0.00	0.00
006	Other Bonds	0.00	0.00
007		0.00	0.00
008	Interest from Government of India Securties-Non-Trade	0.00	0.00
009	Less: Amortiation of premium	0.00	0.00
010	**Sub Total**	**0.00**	**0.00**
011	Interest from others	0.00	0.00
012	Loan to State Government in settlement of dues from customers	0.00	0.00
013	Loan to Subsidiary Companies	0.00	0.00
014	Loan to Employees	10,526,127.89	9,887,713.50
015	Deposit with banks	0.00	0.00
016	Foreign Banks	0.00	0.00
017	Interest from Contractors	32,132,627.00	30,848,556.00
018	Interest from Income Tax Refunds	0.00	0.00
019	Less : Refundable to Customers	0.00	0.00
020	**Sub Total**	**0.00**	**0.00**
021	Deposits with banks-flyash utilisation reserve fund	0.00	0.00
022	Less: transferred to flyash utilisation reserve fund	0.00	0.00
023	**Sub Total**	**0.00**	**0.00**
024	Deposits with banks- DDUGJY funds	0.00	0.00
025	Interest from Contractors- DDUGJY funds	0.00	0.00
026	Transfer to DDUGJY-Advance from customers	0.00	0.00
027	Sub-total	0.00	0.00
030	Others	0.00	0.00
031		0.00	0.00
032	**Dividend from**	**0.00**	**0.00**
033	**Longterm investments in**	**0.00**	**0.00**
034	Subsidiaries	0.00	0.00
035	Joint Ventures	0.00	0.00
036	Equity Instruments	0.00	0.00
037	**Current Investments in**	**0.00**	**0.00**
038	Mutual Funds measured at fairvalue through profit or loss	0.00	0.00
039	Current investments in mutual funds-flyash utilisation reserve fund	0.00	0.00
040	Less: transferred to flyash utilisation reserve fund	0.00	0.00
041	Lease Rent # Ash Brick Plant	0.00	0.00
042	Less: transferred to flyash utilisation reserve fund	0.00	0.00
043	Other non-operating income	0.00	0.00
044	Profit on disposal of PPE	0.00	47,624.00
045	Profit on redemption of GOI securities	0.00	0.00

NOTE NO. 38 TO THE FS--OTHER INCOME

(Amount in ₹)

	For the Year ended	31.03.2021	31.03.2020
046	Net gain on sale of investments	0.00	0.00
047	Surcharge received from customers	439,595,624.00	2,954,435.00
048	Hire charges for equipment	429,350.00	1,237,907.00
049	Gain on option contract / Discount on F.ExchContract	0.00	0.00
050	Provision written back-others	1,014,711.50	12,239,963.07
051	Fair value gains/(losses) on investments in mutual funds at fair value through profit or loss	0.00	0.00
052	Interest from Solar payment security account	0.00	0.00
053	Less : Transferred to SPSA fund	0.00	0.00
054	Interest on "Retention on A/c BG encashment (Solar)"	0.00	0.00
055	Less : Transferred to "Retention on A/c BG encashment (Solar)"	0.00	0.00
056	Miscellaneous Income	39,273,295.53	14,489,716.02
057	**Total**	**522,971,735.92**	**71,705,914.59**
058	Less:Transferred to Development of Coal Mines-Note 43A	0.00	0.00
059	Less:Transferred to Expenditure during Construction period (net)- Note 43	1,101,941.70	3,209,250.75
061	Less: Others	0.00	0.00
062	**Total**	**521,869,794.22**	**68,496,663.84**
063		0.00	0.00
064	**Details of Miscellaneous Income**	**0.00**	**0.00**
065	Vehicle Hire Charges.	75,857.00	214,000.00
066	Sale of by products & residuals	0.00	0.00
067	Township recoveries(exl. Hospital Recoveries).	4,031,456.45	4,014,411.14
068	Depreciation written back	0.00	0.00
069	Sale of Scrap.	8,179,968.07	328,394.98
070	Receipt under loss of profit policy.	0.00	0.00
071	Receipts under MBD/Fire Policy.	0.00	0.00
072	Management development programme.	0.00	0.00
073	Management Fee - Misc (NVVN)	0.00	0.00
074	Others	26,986,014.01	9,932,909.90
075		0.00	0.00
076	**Total (Miscellaneous Income)**	**39,273,295.53**	**14,489,716.02**
077		0.00	0.00
078	**Details of Provision written back others**	**0.00**	**0.00**
079	Doubtful debts	0.00	0.00
080	Doubtful Loans, Advances and Claims	0.00	0.00
081	Doubtful Construction Advances	0.00	0.00
082	Shortage in Construction Stores	0.00	0.00
083	Shortage in Stores	0.00	0.00
084	Obsolescence in Stores	0.00	0.00
085	Unserviceable capital works	0.00	0.00
086	Other Obligation including Arbitration	0.00	0.00
087	Shortage in Fixed Assets	1,014,711.50	12,239,963.07

NOTE NO. 38 TO THE FS--OTHER INCOME **(Amount in ₹)**

	For the Year ended	31.03.2021	31.03.2020
088	Diminution in value of Investment	0.00	0.00

GADARWARA

NOTE NO. 38A TO THE FS--FUEL COST **(Amount in ₹)**

	For the Year ended	31.03.2021	31.03.2020
001	**FUEL COST**	**0.00**	**0.00**
002	Coal	0.00	0.00
003	Captive	0.00	0.00
004	Other than captive	10,806,174,874.69	2,794,889,138.58
005	Gas	0.00	0.00
006	Naptha	0.00	0.00
007	Oil	185,626,897.33	209,256,503.35
008	**Total**	**10,991,801,772.02**	**3,004,145,641.93**
009		0.00	0.00
010		0.00	0.00

NOTE NO. 39 TO THE FS--EMPLOYEE BENEFITS EXPENSE

(Amount in ₹)

	For the Year ended	31.03.2021	31.03.2020
001	**EMPLOYEE BENEFITS EXPENSE**	**0.00**	**0.00**
002	Salaries and wages	836,037,911.62	939,635,937.07
003	Contribution to provident and other funds	104,077,532.89	93,109,141.77
004	Unwinding of deferred payroll expense	6,599,924.50	6,584,555.16
005	Staff welfare expenses	102,953,016.28	110,852,331.74
006	Less : Expenses transferred to Consultancy group	0.00	0.00
007		0.00	0.00
008	**Sub Total**	**1,049,668,385.29**	**1,150,181,965.74**
009	Less: Employee benefits expense allocated to fuel inventory	46,856,507.16	39,423,561.64
010	Less: Transferred/Allocated to development of coal mines	0.00	0.00
011	Less: Others	0.00	0.00
012	Less: Transferred to fly ash utilisation reserve fund	0.00	0.00
013	Less: Transferred to CSR Expenses	0.00	0.00
014	Reimbursements for employees on secondment	0.00	0.00
015	Less: Transferred to expenditure during construction period (net)- Note 43	366,255,506.48	582,199,513.69
016	**TOTAL**	**636,556,371.65**	**528,558,890.41**
017	**Managerial Remuneration paid/ payable to Directors included above (except for Directors fee which is included in Note 42)**	**0.00**	**0.00**
018	Salaries and wages	0.00	0.00
019	Contribution to provident and other funds	0.00	0.00
020	Staff welfare expenses	0.00	0.00
021	Directors fee	0.00	0.00
022		0.00	0.00
023		0.00	0.00

NOTE NO. 40 TO THE FS--FINANCE COSTS

(Amount in ₹)

	For the Year ended	31.03.2021	31.03.2020
001	**FINANCE COSTS**	**0.00**	**0.00**
002	Finance charges on financial liabilities measured at amortised cost	0.00	0.00
003	Bonds	1,880,412,093.99	1,711,062,918.17
004	Government of India Loans	0.00	0.00
005	Foreign currency term loans	103,222,933.21	216,465,697.69
006	Rupee term loans	2,675,714,349.00	2,826,568,017.00
007	Public deposits	0.00	0.00
008	Foreign currency bonds/notes	969,295,876.44	892,493,011.28
009	Cash Credit	0.00	0.00
010	Unwinding of discount on account of vendor liabilities	32,632,338.05	19,481,905.81
011	Commercial Papers	0.00	0.00
012	**Sub Total**	**5,661,277,590.69**	**5,666,071,549.95**
013	Interest on non financial items	0.00	0.00
014	**Other Borrowing Costs**	**0.00**	**0.00**
015	Bonds servicing & public deposit exp.	2,239,270.73	2,212,655.54
016	Guarantee fee	0.00	0.00
017	Management fee	0.00	0.00
018	Committ charges/exposure premium	0.00	0.00
019	Bond issue expenses	0.00	0.00
020	Legal exp on foreign currency loans	0.00	0.00
021	Foreign currency bonds/notes exp.	0.00	60,684.16
022	Up-front fee	0.00	0.00
023	Insurance premium on foreign currency loans	0.00	0.00
024		0.00	0.00
025	Others	0.00	56,350.00
026	**Sub Total (Other Borrowing cost)**	**2,239,270.73**	**2,329,689.70**
027		0.00	0.00
028	**Exchange differences regarded as an adjustment to borrowing costs**	**-333,736,633.00**	**651,275,618.00**
029	**Sub Total**	**5,329,780,228.42**	**6,319,676,857.65**
030	Less: Transferred to Expenditure during construction period (net) - Note 43	1,907,371,108.27	3,261,797,071.36
031	Less: Transferred to development of coal mines-Note 43A	0.00	0.00
032		0.00	0.00
033	**Total**	**3,422,409,120.15**	**3,057,879,786.29**

GADARWARA

NOTE NO. 41 TO THE FS--DEPRECIATION AND AMORTIZATION EXPENSES **(Amount in ₹)**

	For the Year ended	31.03.2021	31.03.2020
001	**Depreciation and amortization expenses**	**0.00**	**0.00**
002	On property, plant and equipment- Note 2	4,585,603,876.84	3,253,512,252.32
003	On intangible assets- Note 4	4,933,568.65	3,000,093.33
004	Sub-total	4,590,537,445.49	3,256,512,345.65
005	Less:	0.00	0.00
006	Allocated to fuel inventory	422,456,329.60	42,342,719.18
007	Transferred to Expenditure during Construction Period (net)- Note 43	0.00	0.00
008		0.00	0.00
009	Transferred/Allocated to development of coal mines	0.00	0.00
010	Adjustment with deferred revenue from deferred foreign currency fluctuation	241,000.00	0.00
011		0.00	0.00
012	**Total**	**4,167,840,115.89**	**3,214,169,626.47**

NOTE NO. 42 TO THE FS--OTHER EXPENSE **(Amount in ₹)**

	For the Year ended	31.03.2021	31.03.2020
001	**OTHER EXPENSES**	**0.00**	**0.00**
002	Power charges	1,716,634,151.00	1,901,178,971.00
003	Less: Recovered from contractors & employees	16,818,687.97	3,020,885.33
004	**Sub-Total(Power Charges)**	**1,699,815,463.03**	**1,898,158,085.67**
005	Water charges	132,273,900.00	15,322,750.00
006	Stores consumed	13,682,393.81	149,065.57
007	Rent	856,504.00	1,015,766.00
008	Less:Recoveries	0.00	0.00
009	**Sub-Total (Rent)**	**856,504.00**	**1,015,766.00**
010	Cost of captive coal produced	0.00	0.00
011	**Repairs & maintenance**	**0.00**	**0.00**
012	Buildings	22,895,050.81	31,772,304.98
013	Plant & machinery	0.00	0.00
014	Power stations	404,211,850.20	252,056,304.06
015	Construction equipment	0.00	0.00
016	Others	75,084,810.44	133,607,436.44
017	**Sub-total (Repairs & maintenance)**	**502,191,711.45**	**417,436,045.48**
019	Load Dispatch Center Charges	3,441,218.00	2,037,148.00
021	Insurance	33,446,944.67	17,412,277.00
022	Interest to beneficiaries	0.00	0.00
023	Rates and taxes	22,303,167.34	15,604,158.49
024	Water cess & environment protection cess	0.00	0.00
025	Training & recruitment expenses	621,644.00	1,677,647.00
026	Less: Receipts	0.00	0.00
027	**Sub-total (Training and recruitment expenses)**	**621,644.00**	**1,677,647.00**
028	Communication expenses	12,852,159.94	12,718,083.58
029	Inland Travel	38,711,814.37	52,217,045.10
030	Foreign Travel	0.00	82,913.90
031	Tender expenses	0.00	0.00
032	Less: Receipt from sale of tenders	7,624.00	13,088.00
033	**Sub-total (Tender expenses)**	**-7,624.00**	**-13,088.00**
034	Payment to auditors	0.00	0.00
035	Audit fee	0.00	0.00
036	Tax audit fee	0.00	0.00
037	Other services	0.00	0.00
038	Reimbursement of expenses	0.00	0.00
039	**Sub-total (Payment to Auditors)**	**0.00**	**0.00**
040	Advertisement and publicity	890,605.00	1,277,713.00
041	Electricity duty	592,989,255.00	138,657,845.00
042	Security expenses	197,720,833.29	210,508,732.84
043	Entertainment expenses	12,283,397.09	17,008,511.84
044	Expenses for guest house	9,062,071.51	8,573,392.45
045	Less:Recoveries	0.00	11,912.00
046	**Sub-Total (Guest house expenses)**	**9,062,071.51**	**8,561,480.45**
047	Education expenses	8,196,721.00	6,023,893.00
049	Donations	0.00	0.00

NOTE NO. 42 TO THE FS--OTHER EXPENSE

(Amount in ₹)

	For the Year ended	31.03.2021	31.03.2020
050	Ash utilisation & marketing expenses	0.00	0.00
051	Directors sitting fee	0.00	0.00
053	Professional charges and consultancy fees	2,287,239.99	15,532,264.67
054	Legal expenses	4,121,017.00	9,390,837.00
055	EDP hire and other charges	2,259,637.99	3,026,558.54
056	Printing and stationery	937,388.61	1,425,602.76
057	Oil & gas exploration expenses	0.00	0.00
059	Hiring of vehicles	20,216,469.35	26,202,368.03
061	Reimbursement of L.C.charges on sales realisation	0.00	0.00
062		0.00	0.00
063	Cost of Hedging	0.00	0.00
064	Derivatives MTM loss/gain (Net)	0.00	0.00
065	Net loss/(gain) in foreign currency transactions & translations	-2,787,199.45	702,294,832.71
066	Transport Vehicle running expenses	-10.28	2,084,818.76
067	Horticulture Expenses	5,741,465.02	3,633,013.94
068	Hire charges- helicopter/aircraft.	0.00	4,114,430.00
069	Hire charges of construction equipment	0.00	219,743.36
070	Demurrage Charges	0.00	0.00
072		0.00	0.00
073	Miscellaneous expenses	14,162,611.24	18,651,944.86
074	Loss on disposal/write-off of PPE	20,366,155.28	2,660,853.88
075	**Sub-Total**	**3,348,636,954.25**	**3,605,093,342.43**
076	Less: Other expenses allocated to fuel inventory	29,225,491.27	23,670,891.23
077	Less: Transferred/Allocated to development of coal mines	0.00	0.00
078	Less: Transferred to fly ash utilisation reserve fund	0.00	0.00
079	Less: Hedging cost Net recoverable/payable from/to beneficiaries	0.00	0.00
080	Less: Others	0.00	0.00
081	Less: Transferred to CSR Expenses	0.00	0.00
082	Less:Transferred to Expenditure during Construction period(net)-Note 43	1,753,973,256.27	2,050,152,995.83
083	**Net (Generation, Administration and Other expenses)**	**1,565,438,206.71**	**1,531,269,455.37**
084	Corporate Social Responsibility Expenses	2,769,511.50	12,379,816.00
085	Less: Grants-in-aid	0.00	0.00
086	**Sub-total (Corporate Social Responsibility Expenses)**	**2,769,511.50**	**12,379,816.00**
087	**Provisions**	**0.00**	**0.00**
088	Doubtful Debts	0.00	0.00
089	Doubtful loans, advances and claims	0.00	0.00
090	Doubtful Construction Advances	0.00	0.00
091	Shortage in stores	0.00	639,353.00
092	Obsolete/Dimunition in the value of surplus stores	0.00	0.00
093	Shortage in construction stores	8,632,561.46	2,039,481.00
094	Dimunition in value of long term investments	0.00	0.00

NOTE NO. 42 TO THE FS--OTHER EXPENSE **(Amount in ₹)**

	For the Year ended	31.03.2021	31.03.2020
095	Shortage in Fixed assets	0.00	1,014,711.50
096	Unfinished minimum work progress from oil & gas exploration	0.00	0.00
097	Unserviceable capital works	0.00	0.00
098	Tariff Adjustment	0.00	0.00
099	Others :	0.00	0.00
100	(i) Provision for arbitration cases	0.00	0.00
101	(ii) Other provisions	0.00	0.00
102	**Total (Provisions)**	**8,632,561.46**	**3,693,545.50**
103		0.00	0.00
104	**Total**	**1,576,840,279.67**	**1,547,342,816.87**
105		0.00	0.00
106	**Breakup of miscellaneous expenses.**	**0.00**	**0.00**
109	Hire charges of office equipment	0.00	0.00
111	Operating expenses of construction equipment	0.00	0.00
112	Operating expenses of D.G. sets	0.00	0.00
113	Furnishing expenses	947,494.11	2,223,304.30
114	Subscription to trade and other associations.	520.00	0.00
116	Visa and entry permit charges	0.00	0.00
117	Tree plantation exp.-NTPC Land	0.00	1,982,108.00
118	Research & development expenses .	0.00	1,000.00
119	Less : Grants received for Research & develoment expenses.	0.00	0.00
120	Sub-total (Research & development expenses)	0.00	1,000.00
121	Bank charges	38,427.15	5,245.21
122	Business Development Expenditure	0.00	0.00
123	Surcharge (NVVN)	0.00	0.00
124	Power Trading Expenses	7,656,106.00	0.00
125	Brokerage & commission	1,350,984.00	478,891.00
129	Books and periodicals	5,320.00	136,823.00
130	Claims/advances written off	0.00	0.00
131	Stores written off	0.00	0.00
132	Survey &Investigation expenses written off	0.00	300,000.00
133	Others	4,163,759.98	13,524,573.35
134	**Total**	**14,162,611.24**	**18,651,944.86**
135		0.00	0.00
136		0.00	0.00
137		0.00	0.00

NOTE NO. 43 TO THE FS--EXPENDITURE DURING CONSTRUCTION PERIOD (NET) (Amount in ₹)

	For the Year ended	31.03.2021	31.03.2020
001	**EXPENDITURE DURING CONSTRUCTION PERIOD (NET)**	**0.00**	**0.00**
002	A. Employee benefits expense	0.00	0.00
003	Salaries and wages	304,741,323.58	343,139,136.67
004	Contribution to provident and other funds	31,834,932.01	33,487,454.93
005	Unwinding of deffered payroll expenses	0.00	0.00
006	Staff welfare expenses	29,679,250.89	205,572,921.89
007	**Total (A)**	**366,255,506.48**	**582,199,513.69**
008	**B. Finance Costs**	**0.00**	**0.00**
009	Finance charges on financial liabilities measured at amortised cost	0.00	0.00
010	Bonds	660,732,441.24	881,433,984.97
011	Foreign currency term loans	30,959,775.74	114,561,830.94
012	Rupee term loans	944,097,880.71	1,471,194,042.73
013	Foreign currency bonds/notes	335,070,634.22	455,447,960.43
014	Unwinding of discount on account of vendor liabilities	6,190,621.94	9,850,575.94
015	Others	0.00	0.00
016		0.00	0.00
017	Other Borrowings Costs	0.00	0.00
018	Guarantee Commission	0.00	0.00
019	Management Fees/Arrangers Fees	0.00	0.00
020	Commitment charges/Exposure Premium	0.00	0.00
021	Legal Expenses on foreign currency loans	0.00	1,212,324.80
022	Foreign currency bonds/notes expenses	0.00	0.00
023	Foreign Credit Insurance Premium	0.00	0.00
024	Upfront Fee	0.00	0.00
025	Exchange Differences	0.00	0.00
026	Others	13,520,920.23	12,318,826.01
027	Exchange differences regarded as adjustment to interest cost	-83,201,165.81	315,777,525.54
028	**Total (B)**	**1,907,371,108.27**	**3,261,797,071.36**
029		0.00	0.00
030	C. Depreciation and amortisation	0.00	0.00
031	**D. Generation , administration and other expenses**	**0.00**	**0.00**
032	Power charges	1,706,767,558.00	1,891,017,077.00
033	Less: Recovered from contractors & employees	600,437.96	447,452.78
034	**Sub-total(Net power charges)**	**1,706,167,120.04**	**1,890,569,624.22**
035	Water charges	27,118,800.00	-14,948,750.00
036	Rent	0.00	0.00
037	Repairs & maintenance	0.00	0.00
038	Buildings	462.00	0.00
039	Construction equipment	0.00	0.00
040	Others	1,777,948.05	51,807,496.02
041		0.00	0.00
042	Insurance	16,526.00	3,388.00

NOTE NO. 43 TO THE FS--EXPENDITURE DURING CONSTRUCTION PERIOD (NET) **(Amount in ₹)**

	For the Year ended	31.03.2021	31.03.2020
043	Rates and taxes	23,125.44	7,674.00
044	Communication expenses	3,426,017.02	8,922,597.95
045	Travelling expenses	12,798,960.01	21,762,313.65
046	Tender expenses	0.00	0.00
047	Less: Income from sale of tenders	0.00	0.00
048	**Sub-total (Net tender expenses)**	**0.00**	**0.00**
049	Advertisement and publicity	11,000.00	10,200.00
050	Security expenses	239,513.80	40,372,978.92
051	Entertainment expenses	1,104,343.36	1,603,132.75
052	Guest house expenses	44,890.00	20,458.00
053	Less: Receipt from guest house	0.00	0.00
054	**Sub-total (Net Guest House Expenses)**	**44,890.00**	**20,458.00**
055	Education expenses	0.00	0.00
056	Brokerage & Commission	0.00	0.00
057	Books and periodicals	4,444.00	38,447.00
058	Community development expenses	0.00	0.00
059	Professional charges and consultancy fee	341,510.55	15,702,960.83
060	Legal expenses	0.00	7,025.00
061	EDP Hire and other charges	24,074.00	11,250.00
062	Printing and stationery	257,123.00	152,056.42
063	Miscellaneous expenses	617,399.00	34,110,143.07
064	**Total (D)**	**1,753,973,256.27**	**2,050,152,995.83**
065	**Total (A+B+C+D)**	**4,027,599,871.02**	**5,894,149,580.88**
066	**E. Less: Other Income**	**0.00**	**0.00**
067	Interest from	0.00	0.00
068	Indian banks	0.00	0.00
069	Foreign banks	0.00	0.00
070	Others	0.00	2,128,379.59
071	Contractors	0.00	0.00
072	Hire charges	0.00	0.00
073	Sale of scrap	0.00	0.00
074	Exchange Differences	0.00	0.00
075	Miscellaneous income	1,101,941.70	1,080,871.16
076	**TOTAL (E)**	**1,101,941.70**	**3,209,250.75**
077	F. Net actuarial gain/loss OCI	2,834,216.27	8,426,043.06
078		0.00	0.00
079	**GRAND TOTAL (A+B+C+D-E+F)**	**4,029,332,145.59**	**5,899,366,373.19**
080		0.00	0.00
081	*** Balance carried to Capital Work-in-progress - (Note 3)**	**4,029,332,145.59**	**5,899,366,373.19**

NOTE NO. 44-A TO THE FINANCIAL STATEMENTS

(Amount in ₹)

	As at	31.03.2021	31.03.2020
001	Balance sheet	0.00	0.00
002	Freehold land for which conveyancing of the title is awaiting completion of legal formalities	0.00	0.00
003	(a) area (in acres)	0.00	0.00
004	(b) value (in rs)	0.00	0.00
005	Right-of-use land for which execution of lease deed is awaiting completion of legal formalities	0.00	0.00
006	(a) area (in acres)	0.00	0.00
007	(b) value (in rs)	0.00	0.00
008	Right-of-use land acquired on perpetual lease and accordingly not amortised	0.00	0.00
009	(a) area (in acres)	0.00	0.00
010	(b) value (in rs.)	0.00	0.00
011	Land in physical possesession of the company which has not been shown in the books pending settlement of price (in acres)	0.00	0.00
012	Deposit with government authorities towards land in possession of the company included in cost of land which is subject to adjus	10,000,000.00	200,000,000.00
013	**Land not in possession of the company**	**0.00**	**0.00**
014	(a) area (in acres)	0.00	0.00
015	-Freehold	0.00	0.00
016	-Right of Use	0.00	0.00
017	(b) value (in rs)	0.00	0.00
018	-Freehold	0.00	0.00
019	-Right of Use	0.00	0.00
020	Right-of-use buildings pending completion of legal fomalities - value (in rs.)	0.00	0.00
021	Estimated amount of contracts remaining to be executed on capital account and not provided for	0.00	0.00
022	Property, plant & equipment	7,451,660,881.94	10,264,985,278.00
023	Intangible assets	0.00	0.00
024	Details of precommissioning expenditure	0.00	0.00
025	(a) precommissioning expenses	4,672,432,352.67	3,440,622,283.06
026	(b) precommissioning income	672,671,839.00	348,922,969.00
027	(c) net precommissioning expenditure	3,999,760,513.67	3,091,699,314.06
028		0.00	0.00
029		0.00	0.00
030		0.00	0.00
031	Exchange rate variation taken to revenue during the year (with -ve sign, if favourable)	0.00	0.00
045	Exchange rate variation capitalised during the year (with -ve sign, if favourable)	-281,013,801.70	1,181,281,863.00
047	Leases as Lessee	0.00	0.00
048	Leases classified as Right to Use	0.00	0.00
049	A) Obligation towards Minimum Lease Payments (undiscounted)	0.00	0.00
050	3 months or less (A)	1,145,890.00	1,145,890.00

NOTE NO. 44-A TO THE FINANCIAL STATEMENTS

(Amount in ₹)

	As at	31.03.2021	31.03.2020
051	3-12 Months (B)	0.00	0.00
052	1-2 Years (C)	20,465,440.00	1,145,890.00
053	2-5 Years (D)	71,802,573.00	45,545,521.00
054	More than 5 Years (E)	391,024,410.00	437,746,902.00
055	**Total (A+B+C+D+E)**	**484,438,313.00**	**485,584,203.00**
056	Opening Balance of Lease Liabilities (A)	174,097,308.57	159,864,635.37
057	- Additions in lease liabilities (B)	0.00	0.00
058	- Interest cost during the year (C)	16,768,916.00	15,378,563.20
059	- Payment of lease liabilities (D)	1,145,890.00	1,145,890.00
060	**Closing Balance of Lease Liabilities (A+B+C-D)**	**189,720,334.57**	**174,097,308.57**
061	Current Lease Liabilities	1,053,294.28	1,053,294.28
062	Non Current Lease Liabilities	188,667,039.80	173,044,014.78
063	Depreciation and amortisation expense for right-of-use assets	25,350,190.76	-22,238,343.86
064	Short Term Leases	0.00	0.00
065	A) Rent	0.00	0.00
066	Company lease accomodation - executives	0.00	-18,386.98
067	Company lease accomodation - directors	0.00	0.00
068	Others	856,504.00	-1,015,766.00
069	**Total**	**856,504.00**	**-1,034,152.98**
070	Cash Outflow from Leases	2,002,394.00	-2,180,042.98
071	B) (i) receipts from sub-lease of office buildings	0.00	0.00
072	(ii) receipts from sub-lease of helicopter	0.00	0.00
073	**Leases as Lessor**	**0.00**	**0.00**
074	**Finance Leases**	**0.00**	**0.00**
075	Finance Income on Net Investment in Lease	0.00	0.00
076	Income Related to Variable Lease Payments	0.00	0.00
077		0.00	0.00
078	**Undiscounted Lease payments to be received**	**0.00**	**0.00**
079	Less than one year (A)	0.00	0.00
080	Between one and two years (B)	0.00	0.00
081	Between two and three years (C)	0.00	0.00
082	Between three and four years (D)	0.00	0.00
083	Between four and five years (E)	0.00	0.00
084	More than five years (F)	0.00	0.00
085	**Total minimum lease payments (A+B+C+D+E+F)**	**0.00**	**0.00**
086	Less amounts representing unearned finance income	0.00	0.00
087	Present value of minimum lease payments	0.00	0.00
088		0.00	0.00
089	**Operating Leases**	**0.00**	**0.00**
090	Lease Income	0.00	0.00
091	Income Related to Variable Lease Payments	0.00	0.00
092		0.00	0.00
093	**Undiscounted Lease payments to be received**	**0.00**	**0.00**
094	Less than one year (A)	0.00	0.00

NOTE NO. 44-A TO THE FINANCIAL STATEMENTS (Amount in ₹)

	As at	31.03.2021	31.03.2020
095	Between one and two years (B)	0.00	0.00
096	Between two and three years (C)	0.00	0.00
097	Between three and four years (D)	0.00	0.00
098	Between four and five years (E)	0.00	0.00
099	More than five years (F)	0.00	0.00
100	**Total minimum lease payments (A+B+C+D+E+F)**	**0.00**	**0.00**
101	Borrowing cost capitalised during the year	1,907,371,108.00	3,261,797,071.00
102	Revenue grants recognized during the year	0.00	0.00
103	Revenue expenditure on research and development	0.00	0.00
104	Capital expenditure on research and development	0.00	0.00
105	Expenditure on sustainibility development - capital	0.00	0.00
106	Expenditure on csr- capital	0.00	0.00
107	Csr amount spent during the year, yet to be paid in cash	0.00	0.00
108	Constn/acquisition of any asset	0.00	0.00
109	On purpose other than above	0.00	0.00
110		0.00	0.00
111	Disclosure under msmed act 2006.	0.00	0.00
112	(i) (a) the principal amount remaining unpaid as at year end	100,979,070.58	112,656,882.20
113	(i) (b) interest due there on remaining unpaid as at Year end	0.00	0.00
114	(ii) the amount of interest paid by the buyer in terms of section 16, along with the amounts of the payment made to the supplier	0.00	0.00
115	(iii) the amount of interest due and payable for the period of delay in making payment(which has been paid but beyond the appoin	0.00	0.00
116	(iv) the amount of interest accrued and remaining unpaid at the end of the year; and	0.00	0.00
117	(v) the amount of further interest remaining due and payable even in the succeeding years, until such date when the interest due	0.00	0.00
118	Amount of inventories recognized as an expense (including fuel)	11,196,949,417.19	3,196,997,354.70
119	Amount of inventories capitalised as overhauling assets out of 112 above	0.00	0.00
120	Amount capitalised as edc out of 112 above	0.00	28,653,791.68
133	Value of Imported Material Consumed during the Year	0.00	0.00
134		0.00	0.00
135	Contingent liabilities	0.00	0.00
136	A. Claims against the company not acknowledged as debts in respect of :	0.00	0.00
137	(i)Capital works	1,265,878,744.00	1,046,081,259.00
138	(ii)Land compensation cases	6,696,000.00	6,696,000.00
139	(iii)Others by state authorities towards:-	0.00	0.00

NOTE NO. 44-A TO THE FINANCIAL STATEMENTS **(Amount in ₹)**

	As at	31.03.2021	31.03.2020
140	(a) Water royalty / water charges / nala tax	0.00	0.00
141	(b) Diversion of land / building permission fees	0.00	0.00
142	(c) Other demands by state authorities	0.00	0.00
143	(iv) Others by fuel companies	0.00	0.00
144	(a) Disputes related to grade slippage-third party sampling	0.00	0.00
145	(b) Surface transportation charges on coal	0.00	0.00
146	(c) Take or pay claim - Gas stations	0.00	0.00
147	(d) Other claims by fuel companies not acknowledged as debt	0.00	0.00
149	B.Disputed tax demands	0.00	0.00
150	(i) Income tax	0.00	0.00
151	(ii) Excise duty	0.00	0.00
152	(iii) Sales tax	242,000.00	242,000.00
153	(iv) Service tax	0.00	0.00
154	(v) Entry tax	2,840,455.00	2,840,455.00
155	C. Others	106,484,319.00	36,236,319.00
156	**Total**	**1,382,141,518.00**	**1,092,096,033.00**
157	D. Possible reimbursement on account of contingent liabilities	0.00	0.00
158	(i) Capital works	0.00	0.00
159	(ii)Land compensation cases	0.00	0.00
160	(iii)Others (by state authorities)	0.00	0.00
161		0.00	0.00
162	(iv) Others by fuel companies	0.00	0.00
163	(v) Disputed income tax demand	0.00	0.00
164	(vi) Disputed tax demands -others	0.00	0.00
165	(vii) Others	0.00	0.00
167	**Total**	**0.00**	**0.00**
168	E.AMOUNT PAID UNDER PROTEST/ADJUSTED BY AUTHORITIES - TAX CASES	0.00	1,117,157.00
169		0.00	0.00
170	F.CONTINGENT ASSETS	0.00	0.00
171		0.00	0.00
172		0.00	0.00
173		0.00	0.00
175	Previous year figures have been regrouped/rearranged wherever necessary.	0.00	0.00

NOTE NO. 44-B TO THE FS--RPD DISCLOSURE- TRANSACTIONS DURING THE PERIOD (Amount in ₹)

	For the Year ended	31.03.2021	31.03.2020
001	**1) Transactions during the year- subsidiaries**	**0.00**	**0.00**
002	Contracts for works/services for services received by the company	0.00	0.00
003	Contracts for works/services for services provided by the company	0.00	0.00
004	Deputation of employees	0.00	0.00
005	Purchases or sales of goods	0.00	0.00
006	Purchases or sales of property and other assets	0.00	0.00
007	**Sub-total**	**0.00**	**0.00**
008		0.00	0.00
009	Dvidend received	0.00	0.00
010	Equity contributions made	0.00	0.00
011	Share application money pending allotment	0.00	0.00
012	Loans granted	0.00	0.00
013	Guarantees received	0.00	0.00
014	Guarantees provided	0.00	0.00
015	**Sub-total**	**0.00**	**0.00**
016		0.00	0.00
017	**Transactions during the year- jvs**	**0.00**	**0.00**
018	Contracts for works/services for services received by the company	172,592,899.00	198,930,421.13
019	Contracts for works/services for services provided by the company	159,454.78	136,303.90
020	Deputation of employees	0.00	0.00
021	Purchases or sales of goods	12,035,534.00	5,659,640.00
022	Purchases or sales of property and other assets	0.00	0.00
023	**Sub-total**	**184,787,887.78**	**204,726,365.03**
024		0.00	0.00
025	Dividend received	0.00	0.00
026	Equity contributions made	0.00	0.00
027	Share application money pending allotment	0.00	0.00
028	Loans granted	0.00	0.00
029	Guarantees received	0.00	0.00
030	Guarantees provided	0.00	0.00
031	**Sub-total**	**0.00**	**0.00**
032	Total	184,787,887.78	204,726,365.03
033	**Transactions with post employment benefit plans**	**0.00**	**0.00**
034	Contributions made during the year	0.00	0.00
035	**Compensation to key management personnel**	**0.00**	**0.00**
036	Short term employee benefits	0.00	0.00
037	Post employment benefits	0.00	0.00
038	Other long term benefits	0.00	0.00
039	Termination benefits	0.00	0.00
040	Share based payments	0.00	0.00
041	**Sub-total**	**0.00**	**0.00**
042	**Transactions with the related parties under the**	**0.00**	**0.00**

NOTE NO. 44-B TO THE FS--RPD DISCLOSURE- TRANSACTIONS DURING THE PERIOD (Amount in ₹)

	For the Year ended	31.03.2021	31.03.2020
	control of the same government:		
043	Coal india ltd.. And its subsidiaries- purchase of coal	5,706,617,106.00	204,442,467.87
044	Singareni coalfields ltd- purchase of coal	0.00	299,283,021.16
045	**Bhel ltd.**	**0.00**	**0.00**
046	Purchase of equipment, supply & erection services	49,958,995.91	177,028,433.63
047	Purchase of spares	180,663,657.75	309,946,439.16
048	Maintenance services	200,089,508.84	312,241,423.91
049	**Sub-total**	**430,712,162.50**	**799,216,296.70**
050	Gail (i) ltd. Supply of natural gas	0.00	0.00
051	Iocl supply of oil products	203,242,046.57	557,529,057.28
052	Bpcl-supply of natural gas and oil	168,870,747.85	24,990,026.19
053	Sail-supply of steel and iron products	26,086,532.44	81,397,025.98
054	Other entities	0.00	0.00
055	Purchase of equipments & erection services	126,990,219.30	66,430,300.72
056	Purchase of spares	1,887,942.61	2,640,365.92
057	Maintenance services	70,042,593.48	609,603,863.61
058		0.00	0.00
059	**Total**	**6,734,449,350.75**	**2,645,532,425.43**
060	**Transaction with other**	**0.00**	**0.00**
061	**Transaction with ntpc education and research society and ntpc foundation**	**0.00**	**0.00**
062	- transactions during the year	0.00	60,000.00
063	ADDITIONAL TRANSACTIONS WITH RELATED PARTIES FOR PSU	0.00	0.00
064	**Compensation to key management personnel (including co secretary/ cmd and non executive directors)**	**0.00**	**0.00**
065	Short term employee benefits	0.00	0.00
066	Post employment benefits	0.00	0.00
067	Other long term benefits	0.00	0.00
068	Directors sitting fee	0.00	0.00
069	Termination benefits	0.00	0.00
070	Share based payments	0.00	0.00
071	Bank guarntee received from joint venture companies	0.00	0.00
072	Additional Transactions with GAIL	0.00	0.00
073		0.00	0.00
074		0.00	0.00
075		0.00	0.00

NOTE NO. 44-C TO THE FS--RPD DISCLOSURE- OUTSTANDING BALANCES **(Amount in ₹)**

	As at	31.03.2021	31.03.2020
001	**Outstanding balance**	**0.00**	**0.00**
002	**Amount recoverable towards loans**	**0.00**	**0.00**
003	- From Subsidiaries	0.00	0.00
004	- From JVC	0.00	0.00
005	- From KMP	0.00	0.00
006	- From Others	0.00	0.00
007	Sub-total	0.00	0.00
008	**Amount recoverable other than loan**	**0.00**	**0.00**
009	- from subsidiaries	0.00	0.00
010	- from joint ventures	12,235.18	5,608.00
011	- from key managerial personnel	0.00	0.00
012	- from post employment benfit plans	0.00	0.00
013	- from others	0.00	0.00
014	Sub-total	12,235.18	5,608.00
015	**Amount payable**	**0.00**	**0.00**
016	- from subsidiaries	0.00	0.00
017	- from joint ventures	23,426,864.42	32,214,280.60
018	- from key managerial personnel	0.00	0.00
019	- from post employment benfit plans	0.00	0.00
020	- from others	0.00	0.00
021	Sub-total	23,426,864.42	32,214,280.60
022		0.00	0.00

GADARWARA

BALANCE SHEET **(Amount in ₹)**

	As at	Note	31.03.2022	31.03.2021
001	**ASSETS**		**0.00**	**0.00**
002			**0.00**	**0.00**
003	**NON-CURRENT ASSETS**		**0.00**	**0.00**
004	PROPERTY, PLANT & EQUIPMENT	2	119,163,935,534.52	124,374,240,658.58
005	CAPITAL-WORK-IN-PROGRESS	3	9,202,814,764.57	7,609,252,234.00
006	INTANGIBLE ASSETS	4	75,126,776.00	75,187,964.17
007	INTANGIBLE ASSETS UNDER DEVELOPMENT	5	0.00	0.00
008	**FINANCIAL ASSETS**		**0.00**	**0.00**
009	I) INVESTMENTS IN SUBSIDIARIES AND JOINT VENTURES	6	0.00	0.00
010	II) INVESTMENTS	7	0.00	0.00
011	III) TRADE RECEIVABLES	8	0.00	0.00
012	IV) LOANS	9	70,611,886.17	68,270,677.86
013	V) OTHER FINANCIAL ASSETS	10	0.00	0.00
015	OTHER NON-CURRENT ASSETS	11	3,385,052,841.97	2,506,393,465.74
016	**TOTAL NON-CURRENT ASSETS**		**131,897,543,805.23**	**134,633,345,000.35**
017			**0.00**	**0.00**
018	**CURRENT ASSETS**		**0.00**	**0.00**
019	INVENTORIES	12	2,432,677,979.59	1,826,657,590.91
020	**FINANCIAL ASSETS**		**0.00**	**0.00**
021	I) INVESTMENTS	13	0.00	0.00
022	II) TRADE RECEIVABLES	14	0.00	0.00
023	III) CASH AND CASH EQUIVALENTS	15	0.00	459,211.24
024	IV) BANK BALANCES OTHER THAN CASH AND CASH EQUIVALENTS	16	0.00	0.00
025	V) LOANS	17	40,957,267.19	37,497,652.78
026	VI) OTHER FINANCIAL ASSETS	18	37,653,404.07	3,792,161.25
027	CURRENT TAX ASSETS (NET)		0.00	0.00
028			0.00	0.00
029	OTHER CURRENT ASSETS	19	1,308,971,622.79	1,067,128,191.92
030			0.00	0.00
031	**TOTAL CURRENT ASSEETS**		**3,820,460,293.64**	**2,935,534,808.11**
032	REGULATORY DEFERRAL ACCOUNT DEBIT BALANCES	20	543,529,615.39	1,045,603,730.94
034	**TOTAL ASSETS**		**136,261,533,614.26**	**138,614,483,539.40**
035	**EQUITY AND LIABILITIES**		**0.00**	**0.00**
036	**EQUITY**		**0.00**	**0.00**
037	EQUITY SHARE CAPITAL	21	0.00	0.00
038	OTHER EQUITY	22	14,263,250,436.35	7,572,308,765.82
041	**TOTAL EQUITY**		**14,263,250,436.35**	**7,572,308,765.82**
042			0.00	0.00
043	**LIABILITIES**		**0.00**	**0.00**
044	**NON-CURRENT LIABILITIES**		**0.00**	**0.00**
045	**FINANCIAL LIABILITIES**		**0.00**	**0.00**
046	I) BORROWINGS	23	0.00	0.00
047	II) LEASE LIABILITIES	23A	206,962,114.45	188,667,040.29
048	**III) TRADE PAYABLES**		**0.00**	**0.00**

GADARWARA

BALANCE SHEET **(Amount in ₹)**

	As at	Note	31.03.2022	31.03.2021
049	- TOTAL OUTSTANDING DUES OF MICRO AND SMALL ENTERPRISES	24	905,314.86	6,944,160.43
050	- TOTAL OUTSTANDING DUES OF CREDITORS OTHER THAN MICRO AND SMALL ENTERPRISES	24	1,604,178.21	2,781,140.50
051	IV) OTHER FINANCIAL LIABILITIES	25	2,349,261.92	235,040.90
052	PROVISIONS	26	0.00	0.00
053	DEFERRED TAX LIABILITIES (NET)	27	0.00	0.00
054	OTHER NON-CURRENT LIABILITIES	28	0.00	0.00
055			0.00	0.00
056	**TOTAL NON-CURRENT LIABILITIES**		211,820,889.43	198,627,382.12
057			0.00	0.00
058	**CURRENT LIABILITIES**		0.00	0.00
059	**FINANCIAL LIABILITIES**		0.00	0.00
060	I) BORROWINGS	29	0.00	0.00
061	II) LEASE LIABILITIES	29A	1,053,294.28	1,053,294.28
062	**ii) Trade Payables**		0.00	0.00
063	- TOTAL OUTSTANDING DUES OF MICRO AND SMALL ENTERPRISES	30	41,113,181.94	18,923,367.40
064	- TOTAL OUTSTANDING DUES OF CREDITORS OTHER THAN MICRO AND SMALL ENTERPRISES	30	1,032,183,138.34	497,486,739.82
065	III) OTHER FINANCIAL LIABILITIES	31	7,580,435,477.05	7,121,254,767.58
066	OTHER CURRENT LIABILITIES	32	175,172,442.05	172,856,425.21
067	PROVISIONS	33	252,435,480.10	331,083,535.61
068	CURRENT TAX LIABILITIES (NET)	34	0.00	0.00
069			0.00	0.00
070	**TOTAL CURRENT LIABILITIES**		9,082,393,013.76	8,142,658,130.10
071			0.00	0.00
072	DEFERRED REVENUE	35	302,717,000.00	54,513,000.00
073	REGULATORY DEFERRAL ACCOUNT CREDIT BALANCES	36	0.00	0.00
074	INTER UNIT ACCOUNTS		112,401,352,274.72	122,646,376,261.36
075			0.00	0.00
076	**TOTAL EQUITY AND LIABILITIES**		136,261,533,614.26	138,614,483,539.46
077	Significant Accounting Policies as per Note 1		0.00	0.00
078			0.00	0.00
079	The accompanying notes 1 to 44 form an integral part of these financial statements.		0.00	0.00
080			0.00	0.00

BRIJESH KUMAR PANDEY Digitally signed by BRIJESH KUMAR PANDEY Date: 2022.04.27 14:50:16 +05'30'

(Auditor Initial & Stamp)

NARENDER KUMAR CHATRATH Digitally signed by NARENDER KUMAR CHATRATH Date: 2022.04.26 18:48:08 +05'30'

(Head of Finance)

PRADIPTA KUMAR MISHRA Digitally signed by PRADIPTA KUMAR MISHRA Date: 2022.04.26 10:42:15 +05'30'

UDIN 22079186AHSUDY7653

GADARWARA

STATEMENT OF PROFIT AND LOSS

(Amount in ₹)

	For the Year ended	Note	31.03.2022	31.03.2021
001	**Revenue**		**0.00**	**0.00**
002	Revenue from operations	37	46,313,320,662.60	25,522,738,954.70
003	Other income	38	207,329,968.50	531,216,660.22
005	**Total Income**		**46,520,650,631.10**	**26,053,955,614.92**
007	**Expenses**		**0.00**	**0.00**
008	Fuel including cost of captive coal	38A	24,107,530,610.32	10,993,774,686.58
009	Employee benefits expense	39	1,070,490,291.56	836,556,371.65
010	Electricity purchased for trading		0.00	0.00
011	Finance costs	40	5,259,397,859.43	3,422,409,120.15
012	Depreciation and amortization expenses	41	6,266,333,905.79	4,167,804,504.77
013			0.00	0.00
014	Other expenses	42	2,157,532,273.26	1,576,840,279.67
015	CC expenses charge to revenue		470,932,944.01	246,874,628.49
016	Less: Unit expenses transferred to CC		0.00	0.00
017	**Total expenses**		**39,332,217,884.37**	**21,044,259,591.31**
020	**Profit before exceptional items & tax**		**7,188,432,946.73**	**5,009,696,023.61**
021	Exceptional items		0.00	0.00
024	**Profit before tax**		**7,188,432,946.73**	**5,009,696,023.61**
027	**Tax expense:**		**0.00**	**0.00**
028	Current tax		0.00	0.00
031	Deferred tax		0.00	0.00
034			0.00	0.00
035	**Total Tax expense**		**0.00**	**0.00**
036	**Profit for the period before regulatory deferral account balances**		**7,188,432,946.73**	**5,009,696,023.61**
037	**Movement in regulatory deferral account balances**		**0.00**	**0.00**
038	Regulatory deferred account - deferred		0.00	0.00
039	Others		-492,464,769.95	-253,322,666.63
040	Tax impact on Regulatory deferral account balances		0.00	0.00
041	**Movement in Regulatory deferrall account balances (Net of Tax)**		**-492,464,769.95**	**-253,322,666.63**
042	**Profit for the period/ year**		**6,695,968,176.78**	**4,756,373,356.98**
043	**Other comprehensive income**		**0.00**	**0.00**
044	**(A) Items that will not be reclassified to profit or loss**		**0.00**	**0.00**
045	- Net gains/(losses) on fair value of equity instruments through other comprehensive income		0.00	0.00
046	Income tax on above that will not be reclassified to profit or loss		0.00	0.00
047	- Net actuarial gains/(losses) on defined benefit plans		-4,819,224.65	-8,522,963.28
048	Income tax on above that will not be reclassified to profit or loss		0.00	0.00
052		43	0.00	0.00
053	**Other comprehensive income for the year, net of income tax**		**-4,819,224.65**	**-8,522,963.28**
054			0.00	0.00
055	**Total Comprehensive Income for the year**		**6,691,148,952.13**	**4,747,850,393.70**
069			0.00	0.00

GADARWARA

STATEMENT OF PROFIT AND LOSS **(Amount in ₹)**

	For the Year ended	Note	31.03.2022	31.03.2021
070	**Earnings per equity share:**		**0.00**	**0.00**
071	Basic & Diluted		0.00	0.00
072	Significant Accounting Policies		0.00	0.00
073	Expenditure during construction period (Net)/Dev. of coal mines (net) 43 /43A		0.00	0.00
074	The accompanying notes 1 to 44 form an integral part of these financial statements.		0.00	0.00

BRIJESH KUMAR PANDEY
Digitally signed by BRIJESH KUMAR PANDEY
Date: 2022.04.27 14:51:10 +05'30'
(Auditor Initial & Stamp)

NARENDER KUMAR CHATRATH
Digitally signed by NARENDER KUMAR CHATRATH
Date: 2022.04.26 08:50:30 +05'30'
(Head of Finance)

PRADIPTA KUMAR MISHRA
Digitally signed by PRADIPTA KUMAR MISHRA
Date: 2022.04.26 10:41:47 +05'30'
(Head of Unit)

UDIN 22079186AHSUDY7653

GADARWARA

OTHER COMPREHENSIVE INCOME **(Amount in ₹)**

	For the Year ended	31.03.2022	31.03.2021
001		0.00	0.00
002	**Other comprehensive income**	**0.00**	**0.00**
003	**(A) Items that will not be reclassified to profit or loss**	**0.00**	**0.00**
004	- Net gains/(losses) on fair value of equity instruments through other comprehensive income	0.00	0.00
005	Income tax on above that will not be reclassified to profit or loss	0.00	0.00
006	- Net acturial gains/(losses) on defined benefit plans	-4,819,224.65	-8,522,963.28
007	Income tax on above that will not be reclassified to profit or loss	0.00	0.00
008		0.00	0.00
009	(B) Items that will be reclassified to profit or loss	0.00	0.00
010	Income tax relating to above items that will be reclassified to profit or loss	0.00	0.00
011		0.00	0.00
012	**Other comprehensive income for the year, net of income tax**	**-4,819,224.65**	**-8,522,963.28**
013		0.00	0.00
014	**Total comprehensive income for the year (A+B)**	**-4,819,224.65**	**-8,522,963.28**

Note forming part of Balance Sheet
Note 2 : Property, Plant And Equipment
Business Area :1049

(Amount in Rupees)

Asset Class	Opening Gross Block As At 01.04.2021	Additions	Deductions/ Adjustments	Closing Gross Block As At 31.03.2022	Opening Depreciation As At 01.04.2021	Additions	Deductions/ Adjustments	Closing Depreciation As At 31.03.2022	Net Block As At 31.03.2022	Net Block As At 31.03.2021
1 TANGIBLE ASSETS	0.00	0.00	0.00	0.00	0.00	0.00	0.00	0.00	0.00	0.00
2 Land : (including development expenses)	0.00	0.00	0.00	0.00	0.00	0.00	0.00	0.00	0.00	0.00
3 Freehold	3924002472.82	15114448.00	0.00	3939116920.82	0.00	0.00	0.00	0.00	3939116920.82	3924002472.82
4 Right of Use	550232755.92	0.00	0.00	550232755.92	40777930.00	22245389.65	0.00	63023319.65	487209436.27	509454825.92
5 Submergence	0.00	0.00	0.00	0.00	0.00	0.00	0.00	0.00	0.00	0.00
6 Right of use - Coal Bearing Area Land	0.00	0.00	0.00	0.00	0.00	0.00	0.00	0.00	0.00	0.00
7 Roads,bridges, culverts & helipads	1404285309.51	6326774.52	0.00	1410612084.03	77103377.04	47748831.78	0.00	124852208.82	1285759875.21	1327181932.47
8 Building :	0.00	0.00	0.00	0.00	0.00	0.00	0.00	0.00	0.00	0.00
9 Freehold	0.00	0.00	0.00	0.00	0.00	0.00	0.00	0.00	0.00	0.00
10 Main plant	3044255831.26	1155035.00	0.00	3045410866.26	177480278.42	102518787.05	0.00	279999065.47	2765411800.79	2866775552.84
11 Others	4181379900.10	612363260.34	0.00	4793743160.44	202371162.33	160317375.81	0.00	362688538.14	4431054622.30	3979008737.77
12 Right of Use	0.00	0.00	0.00	0.00	0.00	0.00	0.00	0.00	0.00	0.00
13 Temporary erection	1456372.20	0.00	0.00	1456372.20	1456372.20	0.00	0.00	1456372.20	0.00	0.00
14 Water Supply, drainage & sewerage system	52755462.39	1735425.67	0.00	54490888.06	7218388.46	2436476.98	0.00	9654865.44	44836022.62	45537073.93
15 Hydraulic works, barrages, dams, tunnels and power channel	0.00	0.00	0.00	0.00	0.00	0.00	0.00	0.00	0.00	0.00
16 MGR track and signalling system	11210100463.66	166321637.25	0.00	11376422100.90	480975849.40	592691148.12	0.00	1073666997.52	10302755103.38	10729124614.25
17 Railway siding	0.00	0.00	0.00	0.00	0.00	0.00	0.00	0.00	0.00	0.00
18 Earth dam reservoir	229296692.27	0.00	0.00	229296692.27	20294108.66	12279757.27	0.00	32573865.93	196722826.34	209002583.61
19 Plant and machinery(including associated civil works) Owned Asset	104831450513.76	712055472.18	(201645202.95)	105341860782.99	6609953144.41	5769710827.79	(275241677.31)	12104422294.89	93237436488.10	98221497369.35

Note forming part of Balance Sheet
Note 2 : Property, Plant And Equipment
Business Area :1049

(Amount in Rupees)

Asset Class	Opening Gross Block As At 01.04.2021	Additions	Deductions/ Adjustments	Closing Gross Block As At 31.03.2022	Opening Depreciation As At 01.04.2021	Additions	Deductions/ Adjustments	Closing Depreciation As At 31.03.2022	Net Block As At 31.03.2022	Net Block As At 31.03.2021
20 Plant and machinery(including associated civil works) -Right of use Asset	0.00	0.00	0.00	0.00	0.00	0.00	0.00	0.00	0.00	0.00
21 Furniture and fixtures	443484113.89	32758110.00	(137561.01)	476104662.88	57484945.27	28650502.82	(137561.01)	85997887.08	390106775.80	385999168.62
22 Assets under 5 Km Scheme	0.00	0.00	0.00	0.00	0.00	0.00	0.00	0.00	0.00	0.00
23 Vehicles including speedboats / helicopter-Owned	548758.00	0.00	0.00	548758.00	159705.34	52675.13	0.00	212380.47	336377.53	389052.66
24 Vehicles including speedboats / helicopter - Leased	0.00	0.00	0.00	0.00	0.00	0.00	0.00	0.00	0.00	0.00
25 Office equipment	63583537.07	19732654.95	990945.19	84307137.21	19767186.74	7720514.73	926.25	27486629.72	56818507.49	43816348.33
26 EDP, WP machines and satcom equipment	39585883.49	11335774.67	(608077.22)	50313580.94	23277722.89	6543579.56	(604989.62)	29216312.83	21097268.11	16308160.60
27 Construction equipments	117852706.68	11836819.97	0.00	129689526.65	17733460.71	10738454.29	0.00	28471915.00	101217611.65	100119246.17
28 Electrical Installations	2069990663.07	(12396076.49)	0.00	2057594586.58	144441415.67	104208504.64	0.00	248649920.31	1808944666.27	1925549247.40
29 Communication equipments	24822982.19	1494176.00	0.00	26317158.19	5962483.60	2764073.76	0.00	8726557.36	17590600.83	18860498.59
30 Hospital equipments	6816562.00	2991451.00	0.00	9808013.00	970717.36	1825065.57	0.00	2795782.93	7012230.07	5845844.64
31 Laboratory and workshop equipments	73358220.43	8843114.54	0.00	82201334.97	7590291.82	4104642.41	0.00	11694934.23	70506400.74	65767928.61
32 Capital expenditure on assets not owned by the Company	0.00	0.00	0.00	0.00	0.00	0.00	0.00	0.00	0.00	0.00
33 Assets of Government	0.00	0.00	0.00	0.00	0.00	0.00	0.00	0.00	0.00	0.00

Note forming part of Balance Sheet
Note 2 : Property, Plant And Equipment
Business Area :1049

(Amount in Rupees)

Asset Class	Opening Gross Block As At 01.04.2021	Additions	Deductions/ Adjustments	Closing Gross Block As At 31.03.2022	Opening Depreciation As At 01.04.2021	Additions	Deductions/ Adjustments	Closing Depreciation As At 31.03.2022	Net Block As At 31.03.2022	Net Block As At 31.03.2021
34 Less:Grants from Government	0.00	0.00	0.00	0.00	0.00	0.00	0.00	0.00	0.00	0.00
35 Less: Recoverable from GOI	0.00	0.00	0.00	0.00	0.00	0.00	0.00	0.00	0.00	0.00
36 Assets for ash utilisation	0.00	0.00	0.00	0.00	0.00	0.00	0.00	0.00	0.00	0.00
37 (Less):-Adjusted from fly ash utilisation reserve fund	0.00	0.00	0.00	0.00	0.00	0.00	0.00	0.00	0.00	0.00
38 Site Restoration Cost	0.00	0.00	0.00	0.00	0.00	0.00	0.00	0.00	0.00	0.00
39 Mining Properties	0.00	0.00	0.00	0.00	0.00	0.00	0.00	0.00	0.00	0.00
Grand Total (Tangible)	132269259200.90	1591668077.60	(201399895.99)	133659527382.51	7895018542.32	6876556607.36	(275983301.69)	14495591847.99	119163935534.52	124374240658.58
Grand Total Prev Year (Tangible)	75261729928.63	55043902059.98	1963627212.29	132269259200.90	3311418330.55	4585568265.72	(1968053.95)	7895018542.32	124374240658.58	71950311598.08

Note forming part of Balance Sheet
Note 2 : Property, Plant And Equipment
Business Area :1049

(Amount in Rupees)

Details of Adjustments of Gross Block and Depreciation/Amortization				
Particulars	**Gross Block**		**Depreciation/Amortization**	
	Tangible As At: 31.03.2022	**Tangible As At: 31.03.2021**	**Tangible As At: 31.03.2022**	**Tangible As At: 31.03.2021**
Disposal of assets	0.00	(21709.41)	0.00	(11971.48)
Retirement of assets	(337600968.36)	(22366852.49)	(275467261.00)	(2008235.14)
Cost adjustments	135619992.76	1987261404.65	0.00	0.00
Assets capitalised with retrospective effect / Write back of excess capitalisation	0.00	0.00	0.00	0.00
Depreciation on construction equipment capitalised as EDC	0.00	0.00	0.00	0.00
Prior Period Depreciation due to Assets capitalised with retrospective effect / Write back of excess capitalisation	0.00	0.00	0.00	0.00
Special Depreciation (As per New Policy)	0.00	0.00	0.00	0.00
Transfer in /out because of Inter Unit transfers	581079.61	(1245630.46)	(516040.69)	52152.67
Others	0.00	0.00	0.00	0.00
TOTAL	**(201399895.99)**	**1963627212.29**	**(275983301.69)**	**(1968053.95)**

Note:- Additions during the year includes capital expenditure towards CSR (in Rs.) : 0.00

Note forming part of Balance Sheet
Note 3: Capital-Work-in-Progress
Business Area: GADARWARA

(Amount in Rupees)

Sl No	Asset Class	As At 01.04.2021	Addition	Deduction/ Adjustment	Capitalized	As At 31.03.2022
	1	2	3	4	5	6
1	CAPITAL WORK-IN-PROGRESS					
2	Development of land	2727978.09	22222183.97	(3926435.81)		21023726.25
3	Roads, bridges, culverts & helipads	2795338.12	3531865.40	(6327203.52)		
4	Piling and foundation					
5	Buildings :					
6	Main plant					
7	Others	688749660.89	215217627.90	(782916924.50)		121050364.29
8	Temporary erection		46401.89	(46401.89)		
9	Water supply, drainage and sewerage system	4147141.62	43351.19	(4190492.81)		
10	Hydraulic works, barrages, dams, tunnels and power channel					
11	MGR track and signalling system		166321637.25	(166321637.25)		
12	Railway siding	1230633897.75	338271673.46	(77483035.97)		1491422535.24
13	Earth dam reservoir					
14	Plant and equipment	4768357327.50	2764936987.51	(223361887.74)	182511828.51	7127420598.76
15	Furniture and fixtures	27211890.95		(27211890.95)		
16	Vehicles					
17	Office equipment	14968.00	1125000.25		14968.00	1125000.25
18	EDP/WP machines & satcom equipment	53790.00	14834011.77	(7511840.32)	53790.00	7322171.45
19	Construction equipments	585168.00			585168.00	
20	Electrical installations	16952087.10	1474194.10	(17287297.63)		1138983.57
21	Communication equipment	171100.00	8083223.30		171100.00	8083223.30
22	Hospital equipments					
23	Laboratory and workshop equipments	6301816.24			6301816.24	
24	Assets under 5Km Scheme of the GOI					
25	Capital expenditure on assets not owned by the company					
26	Expenditure towards development of coal mines					
27	Survey,Investigation,Consultancy & Supervision Cha					
28	Difference in exchange on foreign currency loans					

Note forming part of Balance Sheet
Note 3: Capital-Work-in-Progress
Business Area: GADARWARA

(Amount in Rupees)

Sl No	Asset Class	As At 01.04.2021	Addition	Deduction/ Adjustment	Capitalized	As At 31.03.2022
	1	2	3	4	5	6
29	Expenditure towards diversion of forest land					
30	Pre-commissioning expenses (net)					
31	ExpPendAlloca-oth ex attribut Project	276904.00	(276904.00)			
32	Expenditure During Construction Period (net)*		107329511.21	(124447.00)		107205064.21
33	LESS : Allocated to related works		107205064.21			107205064.21
34	LESS : Provision for Unservicable works					
35	**Construction stores (At Cost)**					
36	Steel	341569078.22	6225029.69	(44159441.35)		303634666.56
37	Cement	49676277.07	22229446.67	(35896703.15)		36011020.59
38	Others	545876422.26	182526121.34	(566325532.29)		162077011.31
39	**Sub-total**	**937123777.55**	**210980597.70**	**(646381676.79)**		**501722698.46**
40	LESS : Provision for shortages	76850611.81		643925.19		77494537.00
41	**Sub-total**	**860273165.74**	**210980597.70**	**(647025601.98)**		**424228161.46**
42	**Total CWIP**	**7609252234.00**	**3746936298.69**	**(1963735097.37)**	**189638670.75**	**9202814764.57**
43						
44						
45	**PREVIOUS YEAR TOTAL**	**57325881874.72**	**6822856122.19**	**(807999035.75)**	**54830192412.21**	**7609252234.00**

Note:- Additions during the year includes capital expenditure towards CSR (in Rs.) : 0.00

Note forming part of Balance Sheet
Note-4 Non Current Assets- Intangible Assets
Business Area :1049

(Amount in Rupees)

Asset Class	Opening Gross Block As At 01.04.2021	Additions	Deductions/ Adjustments	Closing Gross Block As At 31.03.2022	Opening Depreciation As At 01.04.2021	Additions	Deductions/ Adjustments	Closing Depreciation As At 31.03.2022	Net Block As At 31.03.2022	Net Block As At 31.03.2021
INTANGIBLE ASSETS	0.00	0.00	0.00	0.00	0.00	0.00	0.00	0.00	0.00	0.00
1 Right to Use- Land	77620028.00	4038013.00	0.00	81658041.00	4657201.68	3249015.87	0.00	7906217.55	73751823.45	72962826.32
2 -Others	0.00	0.00	0.00	0.00	0.00	0.00	0.00	0.00	0.00	0.00
3 -Software	9800578.57	1199999.00	0.00	11000577.57	7575440.72	2048182.30	0.00	9623623.02	1376954.55	2225137.85
Grand Total (Intangible)	87420606.57	5238012.00	0.00	92658618.57	12232642.40	5297198.17	0.00	17529840.57	75128778.00	75187964.17
Grand Total Prev Year (Intangible)	87271206.57	149400.00	0.00	87420606.57	7299073.75	4933568.65	0.00	12232642.40	75187964.17	79972132.82

454

Note forming part of Balance Sheet
Note-4 Non Current Assets- Intangible Assets
Business Area :1049

(Amount in Rupees)

Details of Adjustments of Gross Block and Depreciation/Amortization				
Particulars	**Gross Block**		**Depreciation/Amortization**	
	InTangible As At: 31.03.2022	**InTangible As At: 31.03.2021**	**InTangible As At: 31.03.2022**	**InTangible As At: 31.03.2021**
Disposal of assets	0.00	0.00	0.00	0.00
Retirement of assets	0.00	0.00	0.00	0.00
Cost adjustments	0.00	0.00	0.00	0.00
Assets capitalised with retrospective effect / Write back of excess capitalisation	0.00	0.00	0.00	0.00
Depreciation on construction equipment capitalised as EDC	0.00	0.00	0.00	0.00
Prior Period Depreciation due to Assets capitalised with retrospective effect / Write back of excess capitalisation	0.00	0.00	0.00	0.00
Special Depreciation (As per New Policy)	0.00	0.00	0.00	0.00
Transfer in /out because of Inter Unit transfers	0.00	0.00	0.00	0.00
Others	0.00	0.00	0.00	0.00
TOTAL	**0.00**	**0.00**	**0.00**	**0.00**

Note:- Additions during the year includes capital expenditure towards CSR (in Rs.) : 0.00

Note forming part of Balance Sheet
Note 5: Intangible Assets under Development
Business Area: GADARWARA

(Amount in Rupees)

Sl No	Asset Class	As At 01.04.2021	Addition	Deduction/ Adjustment	Capitalized	As At 31.03.2022
	1	2	3	4	5	6
1	INTANGIBLE ASSETS UNDER DEVELOPMENT					
2	Software					
3	Right to use Others					
4	Exploration and Evaluation Expenditure - Coal Mini					
5	Exploratory wells-in-progress					
6	**Less: Provision for exploratory wells-in-progress**					
7	**Total**					
8	**PREVIOUS YEAR TOTAL-I**					

Note:- Additions during the year includes capital expenditure towards CSR (in Rs.) : 0.00

456

NOTE NO. 6 TO THE FS-NCA-INVESTMENTS IN SUBSIDIARIES & JOINT VENTURES

(Amount in ₹)

	As at	No. of shares	Face value	31.03.2022	31.03.2021
001	**NON CURRENT INVESTMENTS-INVESTMENTS IN SUBSIDIARIES AND JOINT VENTURES**			**0.00**	**0.00**
012	**EQUITY INSTRUMENTS - UNQUOTED-(FULLY PAID UP UNLESS OTHERWISE STATED, AT COST)**			**0.00**	**0.00**
013	**SUBSIDIARY COMPANIES**			**0.00**	**0.00**
014	PATRATU VIDYUT UTPADAN NIGAM LTD.			0.00	0.00
015	NTPC ELECTRIC SUPPLY COMPANY LTD.			0.00	0.00
016	NTPC VIDYUT VYAPAR NIGAM LTD.			0.00	0.00
017	NABINAGAR POWER GENERATING COMPANY LTD.			0.00	0.00
018	KANTI BIJLEE UTPADAN NIGAM LTD.			0.00	0.00
019	BHARTIYA RAIL BIJLEE COMPANY LTD.			0.00	0.00
020	NTPC MINING LTD (NML)			0.00	0.00
021	THDC INDIA LTD.			0.00	0.00
022	NEEPCO LTD.			0.00	0.00
023	NTPC EDMC Waste Solutions Pvt Ltd			0.00	0.00
024	NTPC Renewables Energy Ltd			0.00	0.00
025	Ratnagiri Gas & Power Pvt. Limited (RGPPL)			0.00	0.00
026				0.00	0.00
027				0.00	0.00
028				0.00	0.00
029				0.00	0.00
030	**SUB TOTAL**			**0.00**	**0.00**
055	**JOINT VENTURE COMPANIES**			**0.00**	**0.00**
056	Utility Powertech Ltd.			0.00	0.00
057	NTPC GE Power Services Pvt.Ltd.			0.00	0.00
058	NTPC-SAIL Power Company Ltd.			0.00	0.00
059	NTPC-Tamil Nadu Energy Company Ltd.			0.00	0.00

NOTE NO. 6 TO THE FS-NCA-INVESTMENTS IN SUBSIDIARIES & JOINT VENTURES

(Amount in ₹)

	As at	No. of shares	Face value	31.03.2022	31.03.2021
060	Ratnagiri Gas & Power Pvt. Limited (RGPPL)			0.00	0.00
061	ARAVALI POWER COMPANY PRIVATE LTD.			0.00	0.00
062				0.00	0.00
063	NTPC BHEL POWER PROJECTS PRIVATE LTD.			0.00	0.00
064	MEJA URJA NIGAM PRIVATE LIMITED			0.00	0.00
065	BF-NTPC ENERGY SYSTEMS LTD.			0.00	0.00
066				0.00	0.00
067	NABINAGAR POWER GENERATING COMPANY LTD.			0.00	0.00
068	TRANSFORMER AND ELECTRICAL KERALA LTD.			0.00	0.00
069	NATIONAL HIGH POWER TEST LABORTORY PRIVATE LTD.			0.00	0.00
070				0.00	0.00
071	CIL NTPC URJA PRIVATE LTD.			0.00	0.00
072	ANUSHAKTI VIDHYUT NIGAM LTD.			0.00	0.00
073	ENERGY EFFICIENCY SERVICES LTD.			0.00	0.00
074				0.00	0.00
075	TRINCOMALEE POWER COMPANY LTD.			0.00	0.00
076	BANGLADESH-INDIA FRIENDSHIP POWER COMPANY (PVT.) LTD.			0.00	0.00
077	HINDUSTAN URVARAK & RASAYAN LIMITED			0.00	0.00
078	KONKAN LNG LTD			0.00	0.00
081	**SUB TOTAL**			**0.00**	**0.00**
109	AGGREGATE AMOUNT OF IMPAIRMENT IN THE VALUE OF INVESTMENTS			0.00	0.00
110	TOTAL (NET OF IMPAIRMENT) OF JV			0.00	0.00
111	**Gross Total of Investments**			**0.00**	**0.00**
134	**Total**			**0.00**	**0.00**
135	Details of Investments			0.00	0.00
136	Aggregate amount of Unquoted Investments			0.00	0.00

NOTE NO. 6 TO THE FS-NCA-INVESTMENTS IN SUBSIDIARIES & JOINT VENTURES

(Amount in ₹)

	As at	No. of shares	Face value	31.03.2022	31.03.2021
141				0.00	0.00
142				0.00	0.00
143				0.00	0.00
144				0.00	0.00
145				0.00	0.00
153	Valuation of Investments as per Note 1			0.00	0.00
154				0.00	0.00
202				0.00	0.00
233				0.00	0.00

NOTE NO. 7 TO THE FS-NCA-INVESTMENTS

(Amount in ₹)

	As at	No. of shares	Face value	31.03.2022	31.03.2021
001	Non-current financial assets (investments)			0.00	0.00
006	**Long Term - Trade**			**0.00**	**0.00**
007	**Equity Instruments (fully paid up-unless otherwise stated)**			**0.00**	**0.00**
008	**Quoted**			**0.00**	**0.00**
009	**JOINT VENTURE COMPANIES**			**0.00**	**0.00**
010	PTC India Ltd.			0.00	0.00
070	INTERNATIONAL COAL VENTURES PRIVATE LTD			0.00	0.00
075	BF-NTPC ENERGY SYSTEMS LTD.			0.00	0.00
098				0.00	0.00
110	COOPERATIVE SOCIETIES			0.00	0.00
111	**SUB TOTAL**			**0.00**	**0.00**
112	AGGREGATE AMOUNT OF IMPAIRMENT IN THE VALUE OF INVESTMENTS			0.00	0.00
115	**TOTAL**			**0.00**	**0.00**
120				0.00	0.00
146	NTPC EMPLOYEES CONSUMERS AND THRIFT CO-OPERATIVE SOCIETY LTD. KORBA			0.00	0.00
147	NTPC EMPLOYEES CONSUMERS AND THRIFT COOPERATIVE SOCIETY LTD. RSTPP			0.00	0.00
148	NTPC EMPLOYEES CONSUMERS COOPERATIVE SOCIETY LTD. FARAKKA			0.00	0.00
149	NTPC EMPLOYEES CONSUMERS COOPERATIVE SOCIETY LTD. VINDHYACHAL			0.00	0.00
150	NTPC EMPLOYEES CONSUMERS COOPERATIVE SOCIETY LTD. ANTA			0.00	0.00
151	NTPC EMPLOYEES CONSUMERS COOPERATIVE SOCIETY LTD. KAWAS			0.00	0.00
152	NTPC Employees Consumers Cooperative Society Ltd. Kaniha			0.00	0.00

GADARWARA

NOTE NO. 8 TO THE FS-NCA-TRADE RECEIVABLES **(Amount in ₹)**

	As at	31.03.2022	31.03.2021
001	Non-current financial assets - Trade receivables	0.00	0.00
002	UNSECURED, CONSIDERED GOOD	0.00	0.00
003	CREDIT IMPAIRED	0.00	0.00
004		0.00	0.00
005		0.00	0.00
006	**Total**	**0.00**	**0.00**

GADARWARA

NOTE NO. 9 TO THE FS-NCA-LOANS **(Amount in ₹)**

	As at	31.03.2022	31.03.2021
001	**LOANS (NON CURRENT)**	**0.00**	**0.00**
004	RELATED PARTIES	0.00	0.00
005	SECURED	0.00	0.00
006	UN-SECURED	0.00	0.00
007	WITH SIGNIFICANT INCREASE IN CREDIT RISK	0.00	0.00
008	CREDIT IMPAIRED	0.00	0.00
009		0.00	0.00
010	EMPLOYEES(INCLUDING ACCRUED INTEREST)	0.00	0.00
011	SECURED	53,235,178.54	51,246,513.06
012	UNSECURED	34,039,440.10	36,765,356.80
013	WITH SIGNIFICANT INCREASE IN CREDIT RISK	0.00	0.00
014	CREDIT IMPAIRED	0.00	0.00
015	LESS : EMPLOYEE LOANS DISCOUNTING	0.00	0.00
016	SECURED	12,431,353.08	14,401,524.89
017	UNSECURED	4,231,379.39	5,339,667.11
018	LOAN TO STATE GOVERNMENT IN SETTLEMENT OF DUES FROM CUSTOMERS (UNSECURED)	0.00	0.00
019	OTHERS	0.00	0.00
020	SECURED	0.00	0.00
021	UNSECURED	0.00	0.00
022	WITH SIGNIFICANT INCREASE IN CREDIT RISK	0.00	0.00
023	CREDIT IMPAIRED	0.00	0.00
024	LESS: ALLOWANCE FOR CREDIT IMPAIRED LOANS	0.00	0.00
025	**SUB TOTAL**	**70,611,886.17**	**68,270,677.86**
026		0.00	0.00
027	**TOTAL**	**70,611,886.17**	**68,270,677.86**
028		0.00	0.00
029		0.00	0.00
030	**Due from Directors and Officers of the Company**	**0.00**	**0.00**
031	Directors	0.00	0.00
032	Officers	0.00	0.00
033		**0.00**	**0.00**
034	**Loans to related parties include:**	**0.00**	**0.00**
035	i)Key management personel	0.00	0.00
036	ii)Subsidiary companies	0.00	0.00
037	iii)Joint Venture companies	0.00	0.00
038	iv)Others	0.00	0.00
039		**0.00**	**0.00**
054	Other loans represent loans given to	0.00	0.00
055	a) APIIC	0.00	0.00
060		0.00	0.00
061	RPD	0.00	0.00
062	i)Key management personel	0.00	0.00

NOTE NO. 9 TO THE FS-NCA-LOANS **(Amount in ₹)**

	As at	31.03.2022	31.03.2021
063	ii)Subsidiary companies	0.00	0.00
064	iii)Joint Venture companies	0.00	0.00
065	iv)Others	0.00	0.00
066	**Total**	**0.00**	**0.00**

NOTE NO. 10 TO THE FS-NCA-OTHER FINANCIAL ASSETS

(Amount in ₹)

	As at	31.03.2022	31.03.2021
001	**Other Financial Assets (non current)**	**0.00**	**0.00**
002		0.00	0.00
003	**Share application money pending allotment in (Subsidiary Companies) :**	**0.00**	**0.00**
004	NTPC Electric Supply Company Ltd.	0.00	0.00
005	NTPC Vidyut Vyapar Nigam Ltd.	0.00	0.00
006	Nabinagar Power Generating Company Ltd.	0.00	0.00
007	Kanti Bijlee Utpadan Nigam Ltd.	0.00	0.00
008	Bhartiya Rail Bijlee Company Ltd.	0.00	0.00
009	Patratu Vidyut Utpadan Nigam Ltd.	0.00	0.00
010	NTPC Mining Limited	0.00	0.00
011	THDC Ltd.	0.00	0.00
012	NEEPCO Ltd	0.00	0.00
013		0.00	0.00
014	**Total**	**0.00**	**0.00**
015	**Share application money pending allotment (Joint Venture)**	**0.00**	**0.00**
016	Utility Powertech Ltd.	0.00	0.00
017	NTPC GE Power Services Pvt.Ltd.	0.00	0.00
018	NTPC-SAIL Power Company Ltd.	0.00	0.00
019	NTPC-Tamil Nadu Energy Company Ltd.	0.00	0.00
020	Ratnagiri Gas & Power Private Ltd.	0.00	0.00
021	Aravali Power Company Private Ltd.	0.00	0.00
022		0.00	0.00
023	NTPC BHEL Power Projects Private Ltd.	0.00	0.00
024	Meja Urja Nigam Private Limited	0.00	0.00
025	BF-NTPC Energy Systems Ltd.	0.00	0.00
026	Anushakti Vidhyut Nigam Ltd.	0.00	0.00
027	Nabinagar Power Generating Company Ltd.	0.00	0.00
028	Energy Efficiency Services Ltd.	0.00	0.00
029	National High Power Test Labortory Private Ltd.	0.00	0.00
030		0.00	0.00
031	CIL NTPC Urja Private Ltd.	0.00	0.00
032	Trincomalee Power Company Ltd.	0.00	0.00
033	Hindustan Urvarak & Rasayan Limited	0.00	0.00
034	Bangladesh-India Friendship Power Company Private Ltd.	0.00	0.00
035	**Sub Total**	**0.00**	**0.00**
036		0.00	0.00
037	Claims Recoverable	0.00	0.00
038	Finance Lease Recoverable	0.00	0.00
039	Mine Closure Deposit	0.00	0.00
041	**Total**	**0.00**	**0.00**

(Amount in ₹)

As at	31.03.2022	31.03.2021

GADARWARA

NOTE NO. 11 TO THE FS-NCA-OTHER NON-CURRENT ASSETS **(Amount in ₹)**

	As at	31.03.2022	31.03.2021
001	**Other Non-current Assets**	**0.00**	**0.00**
002		**0.00**	**0.00**
003	**CAPITAL ADVANCES**	**0.00**	**0.00**
004	SECURED	0.00	0.00
005	Unsecured	0.00	0.00
006	COVERED BY BANK GUARANTEE	1,516,734,993.69	467,745,501.60
007	OTHERS	1,492,718,578.19	1,917,210,273.75
008	CONSIDERED DOUBTFUL	0.00	0.00
009	LESS: ALLOWANCE FOR BAD & DOUBTFUL ADVANCES	0.00	0.00
010	**Sub-Total**	**3,009,453,571.88**	**2,384,955,775.35**
011		0.00	0.00
012	Advances other than capital advances	0.00	0.00
013	SECURITY DEPOSITS	48,213,000.00	48,213,000.00
019	Advances to Related parties	0.00	0.00
022	**Advances to Contractors & Suppliers**	**0.00**	**0.00**
023	SECURED	0.00	0.00
024	UNSECURED	0.00	0.00
025	CONSIDERED DOUBTFUL	0.00	0.00
026	LESS: ALLOWANCE FOR BAD & DOUBTFUL ADVANCES	0.00	0.00
027	**Sub Total**	**48,213,000.00**	**48,213,000.00**
028	RECEIVABLE FROM MCP ESCROW A/C	0.00	0.00
039	ADVANCE TAX & TAX DEDUCTED AT SOURCE	527,632.78	239,374.73
040	LESS:- PROVISION FOR CURRENT TAX	0.00	0.00
041		0.00	0.00
042	**Sub Total**	**527,632.78**	**239,374.73**
043	DEFERRED PAYROLL EXPENSES (SECURED)	9,462,369.05	11,840,240.78
044	DEFERRED PAYROLL EXPENSES (UNSECURED)	3,107,268.26	3,932,074.88
045	**Sub Total**	**12,569,637.31**	**15,772,315.66**
046	DEFERRED FOREIGN CURRENCY FLUCTUATION ASSET	314,289,000.00	57,213,000.00
048	**Total**	**3,385,052,841.97**	**2,506,393,465.74**
049		0.00	0.00
050		0.00	0.00
061	Advances include amount due from the following Private Companies in which Directors of the Company are also Directors in such Companies	0.00	0.00
063		0.00	0.00
064	NTPC GE Power Services Pvt.Ltd.	0.00	0.00
065		0.00	0.00
066	Ratnagiri Gas & Power Private Ltd.	0.00	0.00
067	Aravali Power Company Private Ltd.	0.00	0.00
068	NTPC-SCCL Global Ventures Private Ltd.	0.00	0.00
069	NTPC BHEL Power Projects Private Ltd.	0.00	0.00
070	Meja Urja Nigam Private Limited	0.00	0.00

NOTE NO. 11 TO THE FS-NCA-OTHER NON-CURRENT ASSETS **(Amount in ₹)**

	As at	31.03.2022	31.03.2021
071	Nabinagar Power Generating Company Ltd.	0.00	0.00
072	National High Power Test Labortory Private Ltd.	0.00	0.00
074	CIL NTPC Urja Private Ltd.	0.00	0.00
076		0.00	0.00
077	**Related Party (Adv)**	**0.00**	**0.00**
078	Key Management personel	0.00	0.00
079	Subsidiary companies	0.00	0.00
080	Joint Venture companies	0.00	0.00
081	Contractors	0.00	0.00
082	Others	0.00	0.00
084		0.00	0.00
085	**Total**	**0.00**	**0.00**

NOTE NO. 12 TO THE FS-CA-INVENTORIES

(Amount in ₹)

	As at	31.03.2022	31.03.2021
001	**INVENTORIES**	**0.00**	**0.00**
002		**0.00**	**0.00**
003	Coal	789,655,427.61	584,900,475.65
004	Fuel oil	173,689,881.76	130,477,778.64
005	Naphtha	0.00	0.00
006	Stores and spares	1,285,896,504.27	966,395,151.35
007	Chemicals & consumables	46,703,081.66	37,629,698.50
008	Loose tools	4,629,664.57	4,605,689.53
009	Steel Scrap	353,271.33	611,255.65
010	Others	132,639,509.39	102,676,894.59
011	**Sub Total**	**2,433,567,340.59**	**1,827,296,943.91**
012	Less: Provision for shortages	689,361.00	639,353.00
013	Less: Provision for obsolete/ unservicable/dimunition in value of surplus inventory	0.00	0.00
014		0.00	0.00
015	**Total**	**2,432,877,979.59**	**1,826,657,590.91**
016	**Inventories include material in transit**	**0.00**	**0.00**
017	Coal	0.00	0.00
018	Fuel oil	0.00	0.00
019	Naphtha	0.00	0.00
020	Stores and spares	0.00	0.00
021	Chemicals & consumables	0.00	0.00
022	Loose tools	0.00	0.00
023	Others	0.00	0.00
024		**0.00**	**0.00**
025	Inventory items other than steel scrap have been valued considering Note 1.	0.00	0.00

NOTE NO. 13 TO THE FS-CA-INVESTMENTS

(Amount in ₹)

	As at	No. of shares	Face value	31.03.2022	31.03.2021
001	**CURRENT INVESTMENTS**			**0.00**	**0.00**
002	**(Valuation as per Note 1)**			**0.00**	**0.00**
003				0.00	0.00
033	Investment in Mutual Funds (Details as under)			0.00	0.00
034	SBI-Magnum Insta Cash Fund-DDR			0.00	0.00
035	SBI Premier Liquid Fund Super-IP-DDR			0.00	0.00
036	SBI-SHF Ultra Short Term Fund-IP-DDR			0.00	0.00
037	UTI Money Market- IP-Direct-Growth			0.00	0.00
038	IDBI-Liquid plan- Direct-Growth			0.00	0.00
039	Canara Robeco Liquid Fund Super-IP-DDR			0.00	0.00
040	Canara Robeco Treasury Advantage Fund Super-IP-DDR			0.00	0.00
041	IDBI Liquid Fund-DDR			0.00	0.00
042	SBI Premier Liquid fund-Direct DDR (Ash Fund)			0.00	0.00
043	UTI Liquid CashPlan - IP - DDR (Ash Funds)			0.00	0.00
044	IDBI Liquid Fund - DDR - (Ash Funds)			0.00	0.00
045	Baroda Liquid Fund - Direct - Growth			0.00	0.00
046	**Sub Total**			**0.00**	**0.00**
047				**0.00**	**0.00**
052	**Unquoted Investments**			**0.00**	**0.00**
054				0.00	0.00
066	**TOTAL**			**0.00**	**0.00**
067				0.00	0.00

NOTE NO. 14 TO THE FS-CA-TRADE RECEIVABLES

(Amount in ₹)

	As at	31.03.2022	31.03.2021
001	**TRADE RECEIVABLES (current)***	**0.00**	**0.00**
002		0.00	0.00
003	Secured,Considered Good	0.00	0.00
004	Unsecured , considered good	0.00	0.00
005	Credit impaired	0.00	0.00
006	Unbilled Revenue	0.00	0.00
007	**Sub-Total**	**0.00**	**0.00**
008	**Total**	**0.00**	**0.00**
009	Less: Allowance for credit impaired receivables	0.00	0.00
010	**Total**	**0.00**	**0.00**
012	Less: Discom Clearing	0.00	0.00
013	**Grand Total**	**0.00**	**0.00**
014	* After adjustment for Unbilled Revenue	0.00	0.00
015	Long-term trade receivables	0.00	0.00
016	TCS Clearing	0.00	0.00
017	Discom Clearing	0.00	0.00
228	**Trade Receivable**	**0.00**	**0.00**
230	Not due	0.00	0.00
231	Due	0.00	0.00
232	(i) Undisputed Trade receivables # considered good	0.00	0.00
233	(ii) Undisputed Trade Receivables # which have significant increase in credit risk	0.00	0.00
234	(iii) Undisputed Trade Receivables # credit impaired	0.00	0.00
235	(iv) Disputed Trade Receivables#considered good	0.00	0.00
236	(v) Disputed Trade Receivables # which have significant increase in credit risk	0.00	0.00
237	(vi) Disputed Trade Receivables # credit impaired	0.00	0.00
238	Unbilled	0.00	0.00
239	**Total**	**0.00**	**0.00**
240		0.00	0.00
241	**(i) Undisputed Trade receivables # considered good**	**0.00**	**0.00**
242	Less than 6 months	0.00	0.00
243	6 months -1 year	0.00	0.00
244	1-2 years	0.00	0.00
245	2-3 years	0.00	0.00
246	More than 3 years	0.00	0.00
247	**Sub Total (I)**	**0.00**	**0.00**
248	**(ii) Undisputed Trade Receivables # which have significant increase in credit risk**	**0.00**	**0.00**
249	Less than 6 months	0.00	0.00
250	6 months -1 year	0.00	0.00
251	1-2 years	0.00	0.00
252	2-3 years	0.00	0.00
253	More than 3 years	0.00	0.00

NOTE NO. 14 TO THE FS-CA-TRADE RECEIVABLES (Amount in ₹)

	As at	31.03.2022	31.03.2021
254	**Sub Total (II)**	**0.00**	**0.00**
255	**(iv) Disputed Trade Receivables#considered good**	**0.00**	**0.00**
256	Less than 6 months	0.00	0.00
257	6 months -1 year	0.00	0.00
258	1-2 years	0.00	0.00
259	2-3 years	0.00	0.00
260	More than 3 years	0.00	0.00
261	**Sub Total (IV)**	**0.00**	**0.00**
262	**(v) Disputed Trade Receivables # which have significant increase in credit risk**	**0.00**	**0.00**
263	Less than 6 months	0.00	0.00
264	6 months -1 year	0.00	0.00
265	1-2 years	0.00	0.00
266	2-3 years	0.00	0.00
267	More than 3 years	0.00	0.00
268	**Sub Total (V)**	**0.00**	**0.00**
269	**(vi) Disputed Trade Receivables # credit impaired**	**0.00**	**0.00**
270	Less than 6 months	0.00	0.00
271	6 months -1 year	0.00	0.00
272	1-2 years	0.00	0.00
273	2-3 years	0.00	0.00
274	More than 3 years	0.00	0.00
275	**Sub Total (VI)**	**0.00**	**0.00**
276	Total	0.00	0.00

GADARWARA

NOTE NO. 15 TO THE FS-CA-CASH AND CASH EQUIVALENTS **(Amount in ₹)**

	As at	31.03.2022	31.03.2021
001	**CASH & BANK BALANCES**	**0.00**	**0.00**
002	**Cash & Cash Equivalents**	**0.00**	**0.00**
003	Balances with Banks	0.00	459,211.24
004	Cheques & Drafts on hand	0.00	0.00
005	Cash on hand	0.00	0.00
006	Others (stamps in hand)	0.00	0.00
007	Bank deposits with original maturity upto three months	0.00	0.00
008	Balances with RBI	0.00	0.00
009		0.00	0.00
010	**Total**	**0.00**	**459,211.24**

NOTE NO. 16 TO THE FS-CA-BANK BALANCES OTHER THAN CASH AND CASH EQUIVALENTS (Amount in ₹)

	As at	31.03.2022	31.03.2021
001	**Other Bank Balances**	**0.00**	**0.00**
002	Deposits with original maturity of more than three months but not more than twelve months	0.00	0.00
003	Earmarked balances with banks*	0.00	0.00
004	**SubTotal**	**0.00**	**0.00**
005	Interest accrued on deposits	0.00	0.00
006		0.00	0.00
007	**Total**	**0.00**	**0.00**
008		0.00	0.00
009	**Earmarked balances with banks consist of :**	**0.00**	**0.00**
010	Unpaid dividend account balance	0.00	0.00
011	Towards public deposit repayment reserve	0.00	0.00
012	Towards redemption of bonds due for repayment within one year	0.00	0.00
013	Security with Government/other authorities	0.00	0.00
014	Unpaid refund/interest account balance - Tax free bonds/ Bonus Debentures	0.00	0.00
015	Earmarked for RGGVY/DDUGJY/SAUBHAGYA Fund	0.00	0.00
016	Earmarked for Flyash Utilisation Reserve Fund	0.00	0.00
017	Deposits with original maturity upto three months as per court orders	0.00	0.00
018	Payment Security Scheme of MNRE NSM (NTPC)	0.00	0.00
019	Payment Security Scheme of MNRE NSM (NVVN)	0.00	0.00
020	Enforcement Directorate of Solar Plant(NVVN)	0.00	0.00
021	Bank guarantee Fund of MNRE (NVVN)	0.00	0.00
022	Others	0.00	0.00
023	Margin Money	0.00	0.00
024		0.00	0.00
025		0.00	0.00
026	**Sub-total**	**0.00**	**0.00**
030	**Total**	**0.00**	**0.00**
031		0.00	0.00
032	Bank deposits with original maturity of less than three months- other than earmarked	0.00	0.00
033	Bank deposits with original maturity of more than three months but not more than twelve months- other than earmarked	0.00	0.00
034	Earmarked bank balances (current account)	0.00	0.00

NOTE NO. 17 TO THE FS-CA-LOANS **(Amount in ₹)**

	As at	31.03.2022	31.03.2021
001	**Current financial assets - Loans**	**0.00**	**0.00**
002	**Loans (current)-including interest accrued**	**0.00**	**0.00**
004	**Related Parties**	**0.00**	**0.00**
005	Secured	0.00	0.00
006	Un-Secured	0.00	0.00
007	With significant increase in Credit Risk	0.00	0.00
008	Credit impaired	0.00	0.00
009		**0.00**	**0.00**
010	**Employees**	**0.00**	**0.00**
011	Secured	12,121,901.59	10,730,829.71
012	Unsecured	28,835,385.60	26,766,823.07
013	With significant increase in Credit Risk	0.00	0.00
014	Credit impaired	0.00	0.00
015	Less : Employee Loans Discounting	0.00	0.00
016	**Loan to State Government in settlement of dues from customers (Unsecured)**	**0.00**	**0.00**
017		0.00	0.00
018	**Others**	**0.00**	**0.00**
019	Secured	0.00	0.00
020	Unsecured	0.00	0.00
021	With significant increase in Credit Risk	0.00	0.00
022	Credit impaired	0.00	0.00
023		**0.00**	**0.00**
024	Less: Allowance for credit impaired loans	0.00	0.00
025	**Total (Loans)**	**40,957,287.19**	**37,497,652.78**
026		**0.00**	**0.00**
027	**Due from Directors and Officers of the Company**	**0.00**	**0.00**
028	Directors	0.00	0.00
029	Officers	0.00	0.00
030		**0.00**	**0.00**
031	**Loans to related parties include:**	**0.00**	**0.00**
032	i)Key management personel	0.00	0.00
033	ii)Subsidiary companies	0.00	0.00
034	KBUNL	0.00	0.00
035	RGPPL	0.00	0.00
036	NVVN	0.00	0.00
037	iii)Joint Venture companies	0.00	0.00
038	iv)others	0.00	0.00
039		0.00	0.00
059	RPD	0.00	0.00
060	i)Key management personel	0.00	0.00
061	ii)Subsidiary companies	0.00	0.00
062	iii)Joint Venture companies	0.00	0.00
063	iv)Others	0.00	0.00
064		0.00	0.00
065	**Total**	**0.00**	**0.00**

GADARWARA

NOTE NO. 18 TO THE FS-CA-OTHER FINANCIAL ASSETS **(Amount in ₹)**

	As at	31.03.2022	31.03.2021
001	**Other Financial Assets (current)**	**0.00**	**0.00**
002		0.00	0.00
003	**ADVANCES**	**0.00**	**0.00**
004		**0.00**	**0.00**
005	**Related Parties**	**0.00**	**0.00**
006	Secured	0.00	0.00
007	Un-Secured	-175,888.55	-103,725.95
008	Considered doubtful	0.00	0.00
009		**0.00**	**0.00**
010	**Employees**	**0.00**	**0.00**
012	Unsecured	1,416,219.00	820,214.00
013	Considered Doubtful	0.00	0.00
014		**0.00**	**0.00**
020	**Others**	**0.00**	**0.00**
021	Secured	0.00	0.00
022	Unsecured	0.00	0.00
023	Considered Doubtful	0.00	0.00
024		**0.00**	**0.00**
025	Less: Allowance for bad & doubtful advances	0.00	0.00
026		**0.00**	**0.00**
033	**Total (Advances)**	**1,240,330.45**	**716,488.05**
044		**0.00**	**0.00**
045	**Claims Recoverable**	**0.00**	**0.00**
046	Secured	0.00	0.00
047	Unsecured, considered good	0.00	0.00
048	Considered Doubtful	0.00	0.00
049	Less:- Allowance for doubtful claims	0.00	0.00
050	Others-Claims Recoverable	0.00	0.00
051		**0.00**	**0.00**
052	Contract Asset- Revenue	34,764,150.66	1,972,914.50
053	Hedging cost recoverable from beneficiaries	0.00	0.00
054	Derivative MTM Asset	0.00	0.00
055	Finance Lease Receivable	0.00	0.00
056	Mine Closure Deposit	0.00	0.00
058	**Other Accrued Income**	**0.00**	**0.00**
059	Secured,Considered Good	0.00	0.00
060	Unsecured , considered good	1,648,922.96	1,102,758.71
061	Credit impaired	0.00	0.00
062	**Sub-Total**	**1,648,922.96**	**1,102,758.71**
063	Less: Allowance for credit impaired receivables	0.00	0.00
064	**Total**	**1,648,922.96**	**1,102,758.71**
065		0.00	0.00
066	Others*	0.00	0.00
067	**Total**	**37,653,404.07**	**3,792,161.26**
068	* Other include amount recoverable from contractors and other parties towards hire charges, rent/electricity etc.	0.00	0.00

NOTE NO. 18 TO THE FS-CA-OTHER FINANCIAL ASSETS **(Amount in ₹)**

	As at	31.03.2022	31.03.2021
069	**Advances to related parties include:**	**0.00**	**0.00**
070	i)Key management personel	0.00	0.00
071	ii)Subsidiary companies	0.00	0.00
072	iii)Joint Venture companies	0.00	0.00
073	iv)Contractors	0.00	0.00
074	v)Others	0.00	0.00
075		**0.00**	**0.00**
076	Advances include amount due from the following Private Companies in which Directors of the Company are also Directors in such Companies	0.00	0.00
077		**0.00**	**0.00**
078	NTPC GE Power Services Pvt.Ltd.	0.00	0.00
079	Ratnagiri Gas & Power Private Ltd.	0.00	0.00
080	Aravali Power Company Private Ltd.	0.00	0.00
081	NTPC-SCCL Global Ventures Private Ltd.	0.00	0.00
082	NTPC BHEL Power Projects Private Ltd.	0.00	0.00
083	Meja Urja Nigam Private Limited	0.00	0.00
084	Nabinagar Power Generating Company Ltd.	0.00	0.00
085	National High Power Test Labortory Private Ltd.	0.00	0.00
086	International Coal Ventures Private Ltd.	0.00	0.00
087	CIL NTPC Urja Private Ltd.	0.00	0.00
089	Bangladesh-India Friendship Power Co. Pvt.Ltd	0.00	0.00
090	TCS Clearing	0.00	0.00
091	Related Party (Adv)- Employee	0.00	0.00
092	Related Party (Adv)- Subsidiaries	0.00	0.00
093	Related Party (Adv)- Joint Ventures	0.00	0.00
094	Related Party (Adv)- Contractors	0.00	0.00
095	Related Party (Adv)- Others	-175,888.55	-103,725.95
096		0.00	0.00
097		0.00	0.00
098		0.00	0.00
099		0.00	0.00
100	**Total**	**-175,888.55**	**-103,725.95**

GADARWARA

NOTE NO. 19 TO THE FS-CA-OTHER CURRENT ASSETS **(Amount in ₹)**

	As at	31.03.2022	31.03.2021
001	**OTHER CURRENT ASSETS**	**0.00**	**0.00**
002	Security Deposits (Unsecured)	0.00	0.00
003	Deposit with Customs, port trust & others*	29,400,333.00	34,227,533.00
004	**ADVANCES**	**0.00**	**0.00**
005		**0.00**	**0.00**
006	**Related Parties**	**0.00**	**0.00**
007	Secured	0.00	0.00
008	Un-Secured	0.00	0.00
009	Considered doubtful	0.00	0.00
010		**0.00**	**0.00**
011	**Employees(including imprest)**	**0.00**	**0.00**
012	Secured	0.00	0.00
013	Unsecured	58,000.00	32,456.00
014	Considered Doubtful	0.00	0.00
015		**0.00**	**0.00**
016	**Contractors & Suppliers**	**0.00**	**0.00**
017	Secured	0.00	11,654,016.85
018	Unsecured	1,209,259,759.47	906,942,074.99
019	Considered Doubtful	0.00	0.00
020		0.00	0.00
021	**Others****	**0.00**	**0.00**
022	Secured	0.00	0.00
023	Unsecured	6,182,281.32	6,070,922.00
024	Considered Doubtful	0.00	0.00
025	Less: Allowance for bad & doubtful advances	0.00	0.00
026	Receivable from MCP Escrow A/c	0.00	0.00
027	Deferred Payroll Expenses (Secured)	1,263,655.80	1,486,167.00
028	Deferred Payroll Expenses (Unsecured)	1,736,671.92	1,902,739.20
029	**Sub-total**	**3,000,327.72**	**3,388,906.20**
030	**Interest accrued on :**	**0.00**	**0.00**
031	Advances to contractors	1,337,234.00	3,810,412.00
032		**0.00**	**0.00**
033	**Claims Recoverable**	**0.00**	**0.00**
034	Secured	0.00	0.00
035	Unsecured, considered good	59,733,687.28	100,944,591.94
036	Considered Doubtful	0.00	0.00
037	Less:- Allowance for doubtful claims	0.00	0.00
038		**0.00**	**0.00**
039	Deferred premium on forward exchange contract/ Option Assets	0.00	0.00
041	Assets Held for Disposal	0.00	0.00
042	Others	0.00	57,278.94
043		0.00	0.00
044	**Total (Other Current Assets)**	**1,308,971,622.79**	**1,067,128,191.92**
045	**Include Prepaid Expenses	6,182,281.32	6,070,922.00
046	*Includes sales tax/Entry tax/VAT deposited under protest with Sales Tax Authorities	0.00	0.00

NOTE NO. 19 TO THE FS-CA-OTHER CURRENT ASSETS

(Amount in ₹)

	As at	31.03.2022	31.03.2021
047	*Includes deposited with courts	0.00	0.00
048	*Includes deposited with LIC for annuity payments	0.00	0.00
049	* Includes deposits with WRD / against BG in r/o finance lease	0.00	0.00
050	Other include amount recoverable from contractors and other parties towards hire charges, rent/electricity etc.	0.00	0.00
052	**Advances to related parties include:**	**0.00**	**0.00**
053	i)Key management personel	0.00	0.00
054	ii)Subsidiary companies	0.00	0.00
055	iii)Joint Venture companies	0.00	0.00
056	Contractors	0.00	0.00
057	Others	0.00	0.00
058		0.00	0.00
059	Advances include amount due from the following Private Companies in which Directors of the Company are also Directors in such Companies	0.00	0.00
060		**0.00**	**0.00**
061		0.00	0.00
062	Related Party (Adv)- Employee	0.00	0.00
063	Related Party (Adv)- Subsidiaries	0.00	0.00
064	Related Party (Adv)- Joint Venture	0.00	0.00
065		0.00	0.00
066		0.00	0.00
067	**Total**	**0.00**	**0.00**
068		0.00	0.00

GADARWARA

NOTE NO. 20 TO THE FS--REGULATORY DEFERRAL ACCOUNT DEBIT BALANCES **(Amount in ₹)**

	As at	31.03.2022	31.03.2021
001	On account of Exchange Differences	530,710,947.39	1,045,603,730.94
002	On account of employee benefit exp	0.00	0.00
003	Regulatory deferred account - deferred	0.00	0.00
004	Deferred asset for ash transportation	12,818,568.00	0.00
005	Deferred asset for Arbitration Award	0.00	0.00
007	**Total**	**543,529,515.39**	**1,045,603,730.94**

GADARWARA

NOTE NO. 21 TO THE FS-EQUITY-EQUITY SHARE CAPITAL **(Amount in ₹)**

	As at	31.03.2022	31.03.2021
001	**SHARE CAPITAL**	**0.00**	**0.00**
002	**Equity Share Capital**	**0.00**	**0.00**
003	**Authorised**	**0.00**	**0.00**
004	10,000,000,000 equity shares of Rs.10/- each (Previous year 10,000,000,000 eq shares of Rs.10/- each)	0.00	0.00
005	**Issued,Subscribed and fully Paid-up**	**0.00**	**0.00**
006	9,69,66,66,134 equity shares of Rs.10/- (Pv. Year 9,894,557,280 equity shares of Rs.10/- each)	0.00	0.00
007		**0.00**	**0.00**
008	**Total**	**0.00**	**0.00**
009	During FY 2018-19, the company has issued 1,649,092,880 equity shares of Rs.10/- each as fully paid bonus shares	0.00	0.00
010	The holders of the equity shares are entitled to receive dividends as declared from time to time, and are entitled to one vote per share at meetings of the company.	0.00	0.00
011	Details of shareholders holding more than 5% shares in the company	0.00	0.00
012	- President of India	0.00	0.00
013	No. of Shares	0.00	0.00
014	% of holding	0.00	0.00
015	- Life Insurance Corporation of India/ICICI Prudential Mutual Fund	0.00	0.00
016	No. of Shares	0.00	0.00
017	% of holding	0.00	0.00

NOTE NO. 22 TO THE FS-EQUITY-OTHER EQUITY **(Amount in ₹)**

	As at	31.03.2022	31.03.2021
001	RESERVE AND SURPLUS	0.00	0.00
002		**0.00**	**0.00**
003	**Capital Reserve**	**0.00**	**0.00**
004	As per last financial statements	0.00	0.00
006	Add : Grants received during the year	0.00	0.00
007	Add: Transfer from Surplus	0.00	0.00
008	Less: Write back during the year/period	0.00	0.00
009	Less: Adjustments during the year/period	0.00	0.00
010	**SUB-TOTAL**	**0.00**	**0.00**
011		0.00	0.00
017		0.00	0.00
018	**SECURITIES PREMIUM ACCOUNT**	**0.00**	**0.00**
019	AS PER LAST FINANCIAL STATEMENTS	0.00	0.00
020	ADD: ADDITIONS DURING THE YEAR/PERIOD	0.00	0.00
021	LESS: ADJUSTMENTS DURING THE YEAR/PERIOD	0.00	0.00
022	**SUB-TOTAL**	**0.00**	**0.00**
023	**BONDS REDEMPTION RESERVE**	**0.00**	**0.00**
024	AS PER LAST FINANCIAL STATEMENTS	0.00	0.00
025	ADD: TRANSFER FROM SURPLUS	0.00	0.00
026	LESS: TRANSFER TO SURPLUS ON REDEMPTION	0.00	0.00
027	LESS: ADJUSTMENTS DURING THE YEAR/ PERIOD	0.00	0.00
028	**SUB-TOTAL**	**0.00**	**0.00**
029	**CAPITAL REDEMPTION RESERVE**	**0.00**	**0.00**
030	As per last financial statements	0.00	0.00
031	Add: Transfer from Surplus	0.00	0.00
032	Less: Transfer to surplus on redemption	0.00	0.00
033	Less: Adjustments during the year/ period	0.00	0.00
034	**Sub-Total**	**0.00**	**0.00**
035	**Share Application money pending Allotment**	**0.00**	**0.00**
036	As per last financial statements	0.00	0.00
037	Add: Addition during the year	0.00	0.00
038	Less: Utlised for allotment during the year	0.00	0.00
039	Less: Adjustments during the year/ period	0.00	0.00
040	**SUB-TOTAL**	**0.00**	**0.00**
046	**FLY-ASH UTILISATION RESERVE FUND**	**0.00**	**0.00**
047	AS PER LAST FINANCIAL STATEMENTS	207,281.60	0.00
048	TRANSFERRED TO CC	0.00	0.00
049	ADD:TRANSFER FROM REVENUE FROM OPERATIONS	600,167.95	207,281.60
050	ADD:TRANSFER FROM OTHER INCOME	0.00	0.00
051	LESS: UTILISED DURING THE YEAR	0.00	0.00
052	TANGIBLE ASSETS	0.00	0.00
053	EMPLOYEE BENEFIT EXPENSES	0.00	0.00
054	GENERATION,ADMN. AND OTHER EXPENSES	807,449.55	0.00

NOTE NO. 22 TO THE FS-EQUITY-OTHER EQUITY (Amount in ₹)

	As at	31.03.2022	31.03.2021
055	TAX EXPENSES	0.00	0.00
056	**SUB-TOTAL**	**0.00**	**207,281.60**
057	Self Insurance Reserve	0.00	0.00
058	As per last financial statements	0.00	0.00
059	Add: Addition during the year	0.00	0.00
060	Less: Utlised for allotment during the year	0.00	0.00
061	Less: Adjustments during the year/ period	0.00	0.00
062	SUB-TOTAL	0.00	0.00
063	**SPECIAL ALLOWANCE RESERVE FUND**	**0.00**	**0.00**
064	AS PER LAST FINANCIAL STATEMENTS	0.00	0.00
065	ADD: ADDITION DURING THE YEAR	0.00	0.00
066	LESS: UTLISED FOR ALLOTMENT DURING THE YEAR	0.00	0.00
067	LESS: ADJUSTMENTS DURING THE YEAR/ PERIOD	0.00	0.00
068	**SUB-TOTAL**	**0.00**	**0.00**
069	**CORPORATE SOCIAL RESPONSIBILITY (CSR) RESERVE**	**0.00**	**0.00**
070	AS PER LAST FINANCIAL STATEMENTS	0.00	0.00
071	ADD : TRANSFER FROM SURPLUS	0.00	0.00
072	LESS:-WRITE BACK DURING THE YEAR	0.00	0.00
073	**SUB-TOTAL**	**0.00**	**0.00**
074	**GENERAL RESERVE**	**0.00**	**0.00**
075	AS PER LAST FINANCIAL STATEMENTS	0.00	0.00
076	ADD: TRANSFER FROM SURPLUS	0.00	0.00
077	LESS: TRANSFER TO SURPLUS	0.00	0.00
078	LESS: WRITE BACK DURING THE YEAR /PERIOD	0.00	0.00
079	LESS: ADJUSTMENTS DURING THE YEAR /PERIOD	0.00	0.00
080	**SUB-TOTAL**	**0.00**	**0.00**
081		**0.00**	**0.00**
082	**RETAINED EARNINGS**	**0.00**	**0.00**
083	AS PER LAST FINANCIAL STATEMENTS	7,596,850,805.34	2,840,477,448.36
084	ADD(LESS):-CHANGES IN ACCOUNTING POLICY / PRIOR PERIOD ERRORS	0.00	0.00
085	ADD(LESS):-PROFIT (LOSS) AFTER TAX FOR THE YEAR FROM STATEMENT OF PROFIT & LOSS	6,695,968,176.78	4,756,373,356.98
087	ADD: WRITE BACK FROM BOND REDEMPTION RESERVE	0.00	0.00
088	ADD: WRITE BACK FROM CAPITAL RESERVE	0.00	0.00
089	ADD: WRITE BACK FROM FOREIGN PROJECT RESERVE	0.00	0.00
090	ADD: WRITE BACK FROM CSR RESERVE	0.00	0.00
091	ADD: WRITE BACK FROM GENERAL RESERVE	0.00	0.00
093	LESS: TRANSFER TO BONDS REDEMPTION RESERVE	0.00	0.00

NOTE NO. 22 TO THE FS-EQUITY-OTHER EQUITY **(Amount in ₹)**

	As at	31.03.2022	31.03.2021
094	LESS: TRANSFER TO SPECIAL ALLOWANCE RESERVE FUND	0.00	0.00
095	LESS: TRANSFER TO FOREIGN PROJECT RESERVE	0.00	0.00
096	LESS:TRANSFER TO CAPITAL RESERVE	0.00	0.00
097	LESS:TRANSFER TO CSR RESERVE	0.00	0.00
098	LESS:TRANSFER TO GENERAL RESERVE	0.00	0.00
099	LESS:INTERIM DIVIDEND PAID	0.00	0.00
100	LESS:TAX ON INTERIM DIVIDEND PAID	0.00	0.00
101	LESS:FINAL DIVIDEND PAID	0.00	0.00
102	LESS:TAX ON FINAL DIVIDEND PAID	0.00	0.00
103	LESS: ISSUE OF BONUS DEBENTURE	0.00	0.00
104	LESS: TAX ON ISSUE OF BONUS DEBENTURE	0.00	0.00
105	**SUB-TOTAL**	**14,292,818,982.12**	**7,596,850,805.34**
110		0.00	0.00
111	**REMEASUREMENT OF DEFINED BENEFIT PLANS**	**0.00**	**0.00**
112	AS PER LAST FINANCIAL STATEMENTS	-24,749,321.12	-16,226,357.84
113	ADD/(LESS):- ACTUARIAL GAINS/LOSS THROUGH OCI	-4,819,224.65	-8,522,963.28
114	**SUB-TOTAL**	**-29,568,545.77**	**-24,749,321.12**
115		0.00	0.00
116	**FVTOCI Reserve**	**0.00**	**0.00**
117	AS PER LAST FINANCIAL STATEMENTS	0.00	0.00
118	ADD(LESS):-NET GAIN/LOSS OF EQUITY INSTRUMENTS THROUGH OCI	0.00	0.00
119	**Sub-Total**	**0.00**	**0.00**
120		**0.00**	**0.00**
121	**Total Other equity**	**14,263,250,436.35**	**7,572,308,765.82**
122		0.00	0.00
123		0.00	0.00
124		0.00	0.00
125		0.00	0.00
126		0.00	0.00
127		0.00	0.00
128		0.00	0.00

(Amount in ₹)

As at	31.03.2022	31.03.2021

NOTE NO. 23 TO THE FS-NCL-BORROWINGS (Amount in ₹)

	As at	31.03.2022	31.03.2021
001	**LONG TERM BORROWINGS**	**0.00**	**0.00**
002	**Bonds**	**0.00**	**0.00**
003	**Secured**	**0.00**	**0.00**
004	7.37 % Tax free secured non-cumulative non-convertible redeemable bonds-2015 of Rs. 1,000/- each redeemable at par in full on 5th October 2035 (Fifty Sixth Issue - Public Issue - Series 3A).	0.00	0.00
005	7.62 % Tax free secured non-cumulative non-convertible redeemable bonds-2015 of Rs. 1,000/- each redeemable at par in full on 5th October 2035 (Fifty Sixth Issue - Public Issue - Series 3 B).	0.00	0.00
006	8.61% Tax free secured non-cumulative non-convertible redeemable bonds of ₹ 10,00,000/- each redeemable at par in full on 4th March 2034 (Fifty First Issue C - Private Placement)	0.00	0.00
007	8.66% Tax free secured non-cumulative non-convertible redeemable bonds - 2013 of ₹ 1000/- each redeemable at par in full on 16th December 2033 (Fiftieth Issue - Public Issue - Series 3A)	0.00	0.00
008	8.91% Tax free secured non-cumulative non-convertible redeemable bonds - 2013 of ₹ 1000/- each redeemable at par in full on 16th December 2033 (Fiftieth Issue - Public Issue - Series 3B)	0.00	0.00
009	7.37% Secured non-cumulative non-convertible redeemable taxable bonds of Rs. 10,00,000/- each redeemable at par in full on 14th December 2031 (Sixty Sixth Issue - Private Placement)	0.00	0.00
010	7.49% Secured non-cumulative non-convertible redeemable taxable bonds of Rs. 10,00,000/- each redeemable at par in full on 7th November 2031 (Sixty Fourth Issue - Private Placement)	0.00	0.00
011	7.28 % Tax free secured non-cumulative non-convertible redeemable bonds-2015 of Rs. 1,000/- each redeemable at par in full on 5th October 2030 (Fifty Sixth Issue - Public Issue - Series	0.00	0.00

	As at	31.03.2022	31.03.2021
	2A)		
012	7.53 % Tax free secured non-cumulative non-convertible redeemable bonds-2015 of Rs. 1,000/- each redeemable at par in full on 5th October 2030 (Fifty Sixth Issue - Public Issue - Series 2 B).	0.00	0.00
013	7.32% Secured non-cumulative non-convertible redeemable taxable bonds of Rs 10,00,000/- each redeemable at par in full on 17 July 2029 (Sixty Ninth Issue - Private Placement)	0.00	0.00
014	8.63% Tax free secured non-cumulative non-convertible redeemable bonds of ₹ 10,00,000/- each redeemable at par in full on 4th March 2029 (Fifty First Issue B - Private Placement)	0.00	0.00
015	8.30% Secured non-cumulative non-convertible redeemable taxable bonds of Rs 10,00,000/- each redeemable at par in full on 15 January 2029 (Sixty Seventh Issue - Private Placement)	0.00	0.00
016	8.48% Tax free secured non-cumulative non-convertible redeemable bonds - 2013 of ₹ 1000/- each redeemable at par in full on 16th December 2028 (Fiftieth Issue - Public Issue - Series 2A)	0.00	0.00
017	8.73% Tax free secured non-cumulative non-convertible redeemable bonds - 2013 of ₹ 1000/- each redeemable at par in full on 16th December 2028 (Fiftieth Issue - Public Issue - Series 2B)	0.00	0.00
018	7.47% Secured non-cumulative non-convertible redeemable taxable bonds of Rs. 10,00,000/- each redeemable at par in full on 16th September 2026 (Sixty Third Issue - Private Placement)	0.00	0.00
019	7.58% Secured non-cumulative non-convertible redeemable taxable bonds of Rs. 10,00,000/- each redeemable at par in	0.00	0.00

	As at	31.03.2022	31.03.2021
	full on 23rd August 2026 (Sixty Second Issue - Private Placement)		
020	8.05% Secured non-cumulative non-convertible redeemable taxable bonds of Rs. 10,00,000/- each redeemable at par in full on 5th May 2026 (Sixtieth Issue - Private Placement)	0.00	0.00
021	8.19% Secured non-cumulative non-convertible redeemable taxable bonds of Rs. 10,00,000/- each redeemable at par in full on 15th December 2025 (Fifty Seventh Issue - Private Placement)	0.00	0.00
022	7.11 % Tax free secured non-cumulative non-convertible redeemable bonds-2015 of Rs. 1,000/- each redeemable at par in full on 5th October 2025 (Fifty Sixth Issue - Public Issue - Series 1A).	0.00	0.00
023	7.36 % Tax free secured non-cumulative non-convertible redeemable bonds-2015 of Rs. 1,000/- each redeemable at par in full on 5th October 2025 (Fifty Sixth Issue - Public Issue - Series 1 B).	0.00	0.00
024	7.15% Tax free secured non-cumulative non-convertible redeemable bonds - 2015 of Rs. 10,00,000/- each redeemable at par in full on 21st August 2025 (Fifty Fifth Issue - Private Placement)	0.00	0.00
025	9.17% Secured non-cumulative non-convertible redeemable taxable bonds of ₹ 10,00,000/- each redeemable at par in full on 22nd September 2024 (53rd Issue - private placement).	0.00	0.00
026	9.34% Secured non-cumulative non-convertible redeemable taxable bonds of ₹10,00,000/- each redeemable at par in full on 24th March 2024 (Fifty Second Issue - private placement)	0.00	0.00
027	8.19% Tax free secured non-cumulative non-convertible redeemable bonds - 2013 of ₹ 10,00,000/- each redeemable at	0.00	0.00

	As at	31.03.2022	31.03.2021
	par in full on 4th March 2024 (Fifty First Issue A - Private Placement)		
028	8.41% Tax free secured non-cumulative non-convertible redeemable bonds - 2013 of ₹ 1000/- each redeemable at par in full on 16th December 2023 (Fiftieth Issue - Public Issue - Series 1A)	0.00	0.00
029	8.66% Tax free secured non-cumulative non-convertible redeemable bonds - 2013 of ₹ 1000/- each redeemable at par in full on 16th December 2023 (Fiftieth Issue - Public Issue - Series 1B)	0.00	0.00
030	9.25% Secured non-cumulative non-convertible redeemable taxable bonds of ₹10,00,000/- each with five equal separately transferable redeemable principal parts (STRPP) redeemable at par at the end of 11th year and in annual installments thereafter upto the end of 15th year respectively commencing from 4th May 2023 and ending on 4th May 2027 (Forty fourth issue - private placement)VII	0.00	0.00
031	8.48% Secured non-cumulative non-nonvertible redeemable taxable bonds of ₹ 10,00,000/- each redeemable at par in full on 1st May 2023 (Seventeenth issue - private placement)I	0.00	0.00
032	8.80% Secured non-cumulative non-convertible redeemable taxable bonds of ₹10,00,000/- each redeemable at par in full on 4th April 2023 (Forty ninth issue -private placement	0.00	0.00
033	8.49% Secured non-cumulative non-convertible redeemable taxable fully paid-up bonus debentures of Rs. 12.50 each redeemable at par in three annual installments of Rs. 2.50, Rs. 5.00 and Rs. 5.00 at the end of 8th year, 9th year and 10th year on 25th March 2023, 25th March 2024 and 25th March 2025 respectively (Fifty Fourth Issue -Bonus Debentures)X - (refer Note 5 d)	0.00	0.00
034	8.73% Secured non-cumulative	0.00	0.00

	As at	31.03.2022	31.03.2021
	non-convertible redeemable taxable bonds of ₹ 10,00,000/- each redeemable at par in full on 07th March 2023 (Forty eighth issue - private placement)		
035	9.00% Secured non-cumulative non-convertible redeemable taxable bonds of ₹ 10,00,000/- each with five equal separately transferable redeemable principal parts (STRPP) redeemable at par at the end of 11th year and in annual installments thereafter upto the end of 15th year respectively commencing from 25th January 2023 and ending on 25th January 2027 (Forty second issue- private placement)III	0.00	0.00
036	8.84% Secured non-cumulative non-convertible redeemable taxable bonds of ₹10,00,000/- each redeemable at par in full on 4th October 2022 (Forty seventh issue- private placement)VII	0.00	0.00
037	7.93% Secured non-cumulative non-convertible redeemable taxable bonds of ` 10,00,000/- each redeemable at par in full on 03 May 2022 (68th Issue - Private Placement)	0.00	0.00
038	6.72% Secured non-cumulative non-convertible redeemable taxable bonds of Rs. 10,00,000/- each redeemable at par in full on 24th November 2021 (Sixty Fifth Issue - Private Placement)	0.00	0.00
039	8.10% Secured Non-Cumulative Non-Convertible Redeemable Taxable Bonds of Rs. 30,00,000/- each redeemable at par in three equal separately transferable redeemable principal parts (STRPP) at the end of 5th year, 10th year & 15th year on 27th May 2021, 27th May 2026 and 27th May 2031 respectively (Sixty First Issue- Private Placement)	0.00	0.00
040	8.33% Secured non-cumulative non-convertible redeemable taxable bonds of Rs.10,00,000/- each redeemable at par in full on 24th February 2021	0.00	0.00

	As at	31.03.2022	31.03.2021
	(Fifty Ninth Issue - Private Placement).		
042	8.93% Secured non-cumulative non-convertible redeemable taxable bonds of ₹ 10,00,000/- each redeemable at par in full on 19th January 2021 Thirty seventh issue - private placement)III	0.00	0.00
043	8.18% Secured non-cumulative non-convertible redeemable taxable bonds of Rs.10,00,000/- each redeemable at par in full on 31st December 2020 (Fifty Eight Issue - Private Placement).	0.00	0.00
044	8.73 % Secured non-cumulative non-convertible redeemable taxable bonds of ₹ 10,00,000/- each redeemable at par in full on 31st March 2020 (Thirty third issue- private placement)III	0.00	0.00
045	8.78 % Secured non-cumulative non-convertible redeemable taxable bonds of ₹ 10,00,000/- each redeemable at par in full on 9th March 2020 (Thirty first issue- private placement)III	0.00	0.00
046	11.25% Secured non-cumulative non-convertible redeemable taxable bonds of ₹ 10,00,000/- each redeemable at par in five equal annual installments commencing from 6th Nov 2019 and ending on 6th Nov 2023 (Twenty seventh issue - private placement)III	0.00	0.00
047	7.89% Secured non-cumulative non-convertible redeemable taxable bonds of ₹ 10,00,000/- each redeemable at par in full on 5th May 2019 (Thirtieth issue - private placement)III	0.00	0.00
048	8.65% Secured non-cumulative non-convertible redeemable taxable bonds of ₹10,00,000/- each redeemable at par in full on 4th February 2019 (Twenty ninth issue - private placement)III	0.00	0.00
049	7.50% Secured non-cumulative non-convertible redeemable taxable bonds of ₹ 10,00,000/- each redeemable at par in full	0.00	0.00

	As at	31.03.2022	31.03.2021
	on 12th January 2019 (Nineteenth issue - private placement)II		
050	11% Secured non-cumulative non-convertible redeemable taxable bonds of ₹ 10,00,000/- each redeemable at par in full on 21st November 2018 (Twenty eighth issue - private placement)III	0.00	0.00
051	9.3473% Secured non-cumulative non-convertible redeemable taxable bonds of ₹15,00,000/- each with fifteen equal separately transferable redeemable principal parts (STRPP) redeemable at par at the end of 6th year and in annual installments thereafter upto the end of 20th year respectively commencing from 20th July 2018 and ending on 20th July 2032 (Forty sixth issue - private placement)VII	0.00	0.00
052	9.4376% Secured non-cumulative non-convertible redeemable taxable bonds of ₹ 15,00,000/- each with fifteen equal separately transferable redeemable principal parts (STRPP) redeemable at par at the end of 6th year and in annual installments thereafter upto the end of 20th year respectively commencing from 16th May 2018 and ending on 16th May 2032 (Forty fifth issue - private placement)VII	0.00	0.00
053	8.00% Secured non-cumulative non-convertible redeemable taxable bonds of ₹ 10,00,000/- each redeemable at par in full on 10th April 2018 (Sixteenth issue -private placement)I	0.00	0.00
054	9.2573% Secured non-cumulative non-convertible redeemable taxable bonds of ₹ 15,00,000/- each with fifteen equal separately transferable redeemable principal parts (STRPP) redeemable at par at the end of 6th year and in annual installments thereafter upto the end of 20th year respectively commencing from 2nd March 2018 and ending on 2nd March 2032 (Forty third issue - private placement)III	0.00	0.00
055	9.6713% Secured non-cumulative non-convertible redeemable taxable bonds	0.00	0.00

	As at	31.03.2022	31.03.2021
	of ₹ 15,00,000/- each with fifteen equal separately transferable redeemable principal parts (STRPP) redeemable at par at the end of 6th year and in annual installments thereafter upto the end of 20th year respectively commencing from 23rd December 2017 and ending on 23rd December 2031 (Forty first issue - private placement)III		
056	9.558% Secured non-cumulative non-convertible redeemable taxable bonds of ₹ 15,00,000/- each with fifteen equal separately transferable redeemable principal parts (STRPP) redeemable at par at the end of 6th year and in annual installments thereafter upto the end of 20th year respectively commencing from 29th July 2017 and ending on 29th July 2031(Fourtieth issue-private placement)III	0.00	0.00
057	9.3896% Secured non-cumulative non-convertible redeemable taxable bonds of ₹ 15,00,000/- each with fifteen equal separately transferable redeemable principal parts (STRPP) redeemable at par at the end of 6th year and in annual installments thereafter upto the end of 20th year respectively commencing from 9th June 2017 and ending on 9th June 2031(Thirty ninth issue-private placement)III	0.00	0.00
058	9.17% Secured non-cumulative non-convertible redeemable taxable bonds of ₹ 15,00,000/- each with fifteen equal separately transferable redeemable principal parts (STRPP) redeemable at par at the end of 6th year and in annual installments thereafter upto the end of 20th year respectively commencing from 22nd March 2017 and ending on 22nd March 2031(Thirty eighth issue-private placement)III	0.00	0.00
059	8.8086% Secured non-cumulative non-convertible redeemable taxable bonds of ₹ 15,00,000/- each with fifteen equal separately transferable redeemable principal parts (STRPP) redeemable at par at the end of 6th	0.00	0.00

	As at	31.03.2022	31.03.2021
	year and in annual installments thereafter upto the end of 20th year respectively commencing from 15th December 2016 and ending on 15th December 2030 (Thirty sixth issue - private placement)III		
060	8.785% Secured non-cumulative non-convertible redeemable taxable bonds of ₹ 15,00,000/- each with fifteen equal separately transferable redeemable principal parts (STRPP) redeemable at par at the end of 6th year and in annual installments thereafter upto the end of 20th year respectively commencing from 15th September 2016 and ending on 15th September 2030 (Thirty fifth issue - private placement)III	0.00	0.00
061	8.71% Secured non-cumulative non-convertible redeemable taxable bonds of ₹ 15,00,000/- each with fifteen equal separately transferable redeemable principal parts (STRPP) redeemable at par at the end of 6th year and in annual installments thereafter upto the end of 20th year respectively commencing from 10th June 2016 and ending on 10th June 2030 (Thirty fourth issue - private placement)III	0.00	0.00
062	8.8493% Secured non-cumulative non-convertible redeemable taxable bonds of ₹ 15,00,000/- each with fifteen equal separately transferable redeemable principal parts (STRPP) redeemable at par at the end of 6th year and in annual installments thereafter upto the end of 20th year respectively commencing from 25th March 2016 and ending on 25th March 2030 (Thirty second issue - private placement)III	0.00	0.00
063	9.37% Secured non-cumulative non-convertible redeemable taxable bonds of ₹ 70,00,000/- each with fourteen separately transferable redeemable principal parts (STRPP) redeemable at par semi-annually commencing from 4th June 2012 and ending on 4th December 2018 (Twenty fifth issue -	0.00	0.00

	As at	31.03.2022	31.03.2021
	private placement)III		
065	9.06% Secured non-cumulative non-convertible redeemable taxable bonds of ₹ 70,00,000/- each with fourteen separately transferable redeemable principal parts (STRPP) redeemable at par semi-annually commencing from 4th June 2012 and ending on 4th December 2018 (Twenty sixth issue - private placement)III	0.00	0.00
066	8.6077% Secured non-cumulative non-convertible redeemable taxable bonds of ₹ 20,00,000/- each with twenty equal separately transferable redeemable principal parts (STRPP) redeemable at par semi-annually commencing from 9th September 2011 and ending on 9th March 2021 (Twenty fourth issue - private placement)IV	0.00	0.00
067	8.3796% Secured non-cumulative non-convertible redeemable taxable bonds of ₹ 20,00,000/- each with twenty equal separately transferable redeemable principal parts (STRPP) redeemable at par semi-annually commencing from 5th August 2011 and ending on 5th February 2021 (Twenty third issue - private placement)IV	0.00	0.00
068	8.1771% Secured non-cumulative non-convertible redeemable taxable bonds of ₹ 20,00,000/- each with twenty equal separately transferable redeemable principal parts (STRPP) redeemable at par semi-annually commencing from 2nd July 2011 and ending on 2nd January 2021 (Twenty second issue - private placement)IV	0.00	0.00
069	7.7125% Secured non-cumulative non-convertible redeemable taxable bonds of ₹ 20,00,000/- each with twenty equal separately transferable redeemable principal parts (STRPP) redeemable at par semi-annually commencing from 2nd August 2010 and ending on 2nd February 2020 (Twenty first issue - private placement)V	0.00	0.00
070	7.552% Secured non-cumulative non-convertible redeemable taxable bonds	0.00	0.00

	As at	31.03.2022	31.03.2021
	of ₹ 20,00,000/- each with twenty equal separately transferable redeemable principal parts (STRPP) redeemable at par semi-annually commencing from 23rd September 2009 and ending on 23rd March 2019 (Twentieth issue - private placement)VI		
071	9.55% Secured non-cumulative non-convertible taxable redeemable bonds of ₹ 10,00,000/- each with ten equal separately transferable redeemable principal parts (STRPP) redeemable at par at the end of the 6th year and in annual installments thereafter upto the end of 15th year respectively from 30th April 2002 (Thirteenth issue - Part B - private placement)VIII	0.00	0.00
072	9.55% Secured non-cumulative non-convertible taxable redeemable bonds of ₹ 10,00,000/- each redeemable at par in ten equal annual installments commencing from the end of 6th year and upto the end of 15th year respectively from 18th April 2002 (Thirteenth issue -Part A - private placement)VIII	0.00	0.00
075		0.00	0.00
076		0.00	0.00
077	**Sub Total**	**0.00**	**0.00**
078	**Unsecured**	**0.00**	**0.00**
079	6.55% Unsecured non-cumulative non-convertible redeemable taxable bonds of ₹ 10,00,000/- each redeemable at par in full on 17 April 2023 (Seventieth Issue - Private Placement)	0.00	0.00
080	6.29% Unsecured non-cumulative non-convertible redeemable taxable bonds of ₹ 10,00,000/- each redeemable at par in full on 11 April 2031 (Seventy First Issue - Private Placement)	0.00	0.00
081	5.45% Unsecured non-cumulative non-convertible redeemable taxable bonds of ₹ 10,00,000/- each redeemable at par in full on 15 October 2025 (Seventy Second Issue - Private Placement)	0.00	0.00
082	6.43% Unsecured non-cumulative non-convertible redeemable taxable bonds of ₹ 10,00,000/- each redeemable at par in	0.00	0.00

	As at	31.03.2022	31.03.2021
	full on 27 January 2031 (Seventy Third Issue - Private Placement)		
083	6.87% Unsecured non-cumulative non-convertible redeemable taxable bonds of ₹ 10,00,000/- each redeemable at par in full on 21 April 2036 (Seventy Fourth Issue - Private Placement)	0.00	0.00
084	6.69% Unsecured non-cumulative non-convertible redeemable taxable bonds of ₹ 10,00,000/- each redeemable at par in full on 13 September 2031 (Seventy Fifth Issue - Private Placement)	0.00	0.00
085	6.74% Unsecured non-cumulative non-convertible redeemable taxable bonds of Rs.10,00,000/- each redeemable at par in full on 14 April 2032 (Seventy Sixth Issue - Private Placement)	0.00	0.00
086		0.00	0.00
087		0.00	0.00
088		0.00	0.00
089	**Sub-total**	**0.00**	**0.00**
090	**Total**	**0.00**	**0.00**
091	**Foreign Currency Notes-Unsecured**	**0.00**	**0.00**
092	4.50% Fixed Rate Notes Due for repayment on 19th March 2028	0.00	0.00
093	2.75% Fixed rate notes due for repayment on 1st February 2027	0.00	0.00
094	4.25 % Fixed rate notes due for repayment on 26th February 2026	0.00	0.00
095	4.375% Fixed Rate Note due for repayment on 26th November 2024	0.00	0.00
096	4.75 % Fixed Rate Notes due for repayment on 3rd Oct 2022	0.00	0.00
097	7.25 % Fixed green global INR denominated bonds due on 3 May 2022	0.00	0.00
098	7.375 % Fixed green global INR denominated bonds due on 10 August 2021	0.00	0.00
099	5.625% Fixed Rate Notes due for repayment on 14th July 2021	0.00	0.00
100	3.75 % Fixed rate notes due for repayment on 03 April 2024	0.00	0.00
101		0.00	0.00
102		0.00	0.00
103		0.00	0.00
104	**Sub Total**	**0.00**	**0.00**
105	**Term Loans**	**0.00**	**0.00**
106	**From Banks**	**0.00**	**0.00**
107	**Secured**	**0.00**	**0.00**
108	Rupee Loans	0.00	0.00

NOTE NO. 23 TO THE FS-NCL-BORROWINGS

(Amount in ₹)

	As at	31.03.2022	31.03.2021
109	**Unsecured**	**0.00**	**0.00**
110	Foreign Currency Loans	0.00	0.00
111	Rupee Loans	0.00	0.00
112	**From Others**	**0.00**	**0.00**
113	**Secured**	**0.00**	**0.00**
114	Rupee Loans	0.00	0.00
115	Foreign Currency loans (guaranteed by GOI)	0.00	0.00
116	**Unsecured**	**0.00**	**0.00**
117	Foreign Currency loans (guaranteed by GOI)	0.00	0.00
118	Other Foreign currency loans	0.00	0.00
120	Rupee Loans	0.00	0.00
121	**Deposits**	**0.00**	**0.00**
122	**Unsecured**	**0.00**	**0.00**
123	Fixed Deposits	0.00	0.00
124	**Others**	**0.00**	**0.00**
125	**Unsecured**	**0.00**	**0.00**
126	Bonds Application Money Pending Allotment	0.00	0.00
127	**Sub-total**	**0.00**	**0.00**
128	**Total**	**0.00**	**0.00**
129	Less:- Interst accrued but not due on secured borrowings	0.00	0.00
130	Less:- Interst accrued but not due on unsecured borrowings	0.00	0.00
131	Less:- Current maturities of long term borrowings	0.00	0.00
132	Bonds-Secured	0.00	0.00
133	Fixed Rate Notes	0.00	0.00
135	Foreign currency loans from Banks- unsecured	0.00	0.00
136	Rupee loans from banks- Secured	0.00	0.00
137	Rupee loans from banks- unsecured	0.00	0.00
138	Rupee Term loan from Others - Secured	0.00	0.00
139	Foreign currency loans from others- unsecured (Guaranteed by GOI)	0.00	0.00
140	Other foreign currency loans from others- unsecured	0.00	0.00
141	Rupee loans from others- unsecured	0.00	0.00
142		0.00	0.00
143		0.00	0.00
144		0.00	0.00
145		0.00	0.00
146		0.00	0.00
147		0.00	0.00
148		0.00	0.00
149		0.00	0.00
150		0.00	0.00
151		0.00	0.00
200	**Total**	**0.00**	**0.00**

NOTE NO. 23A TO THE FS-NCL-LEASE BORROWINGS **(Amount in ₹)**

	As at	31.03.2022	31.03.2021
001	**Non-current financial liabilities - Lease liabilities**	**0.00**	**0.00**
002	**Lease liabilities**	**0.00**	**0.00**
003	Long term maturities of Finance Lease Liabilities (Secured) IX	0.00	0.00
004	Long term maturities of Finance Lease Liabilites (Unsecured) X	208,015,408.73	189,720,334.57
005	**Sub-Total**	**208,015,408.73**	**189,720,334.57**
006	**Less: current maturities of lease liabilities**	**0.00**	**0.00**
007	Finance Lease obligations - secured	0.00	0.00
008	Finance Lease obligations - unsecured	1,053,294.28	1,053,294.28
009	**Sub-Total**	**1,053,294.28**	**1,053,294.28**
010	**Total**	**206,962,114.45**	**188,667,040.29**

NOTE NO. 24 TO THE FS-NCL-TRADE PAYABLES **(Amount in ₹)**

	As at	31.03.2022	31.03.2021
001	**TRADE PAYABLES(NON CURRENT)**	**0.00**	**0.00**
002	**For Goods and Services**	**0.00**	**0.00**
003	- Micro & Small Enterprises	905,314.85	6,944,160.43
004	- Others	1,604,178.21	2,781,140.50
005		0.00	0.00
006	**Total**	**2,509,493.06**	**9,725,300.93**

GADARWARA

NOTE NO. 25 TO THE FS-NCL-OTHER FINANCIAL LIABILITIES **(Amount in ₹)**

	As at	31.03.2022	31.03.2021
001	**OTHER FINANCIAL LIABILITIES (NON-CURRENT)**	**0.00**	**0.00**
002	Payable for Capital Expenditure	0.00	0.00
003	- Micro & Small Enterprises	971,563.62	0.00
004	- Others	1,377,718.30	235,040.90
005	Others	0.00	0.00
006	Deposits from contractors and others	0.00	0.00
007		0.00	0.00
008		0.00	0.00
009	**Total**	**2,349,281.92**	**235,040.90**

GADARWARA

NOTE NO. 26 TO THE FS-NCL-PROVISIONS **(Amount in ₹)**

	As at	31.03.2022	31.03.2021
001	**LONG TERM PROVISIONS**	**0.00**	**0.00**
002	**Provision for Employee Benefits**	**0.00**	**0.00**
003	Opening Balance	0.00	0.00
004	Additions/ (adjustments) during the year	0.00	0.00
005	**Closing Balance**	**0.00**	**0.00**
006		0.00	0.00
007	**Others**	**0.00**	**0.00**
008	**i) Mine Closure Provision**	**0.00**	**0.00**
009	Opening Balance	0.00	0.00
010	Additions during the year	0.00	0.00
011	Amounts adjusted during the year	0.00	0.00
012	Amounts reversed during the year	0.00	0.00
013	**Closing Balance**	**0.00**	**0.00**
014		0.00	0.00
015	**ii) Stripping Activity Adjustments**	**0.00**	**0.00**
016	Opening Balance	0.00	0.00
017	Additions during the year	0.00	0.00
018	Amounts adjusted during the year	0.00	0.00
019	Amounts reversed during the year	0.00	0.00
020	**Closing Balance**	**0.00**	**0.00**
021		0.00	0.00
024		0.00	0.00
025	**TOTAL**	**0.00**	**0.00**

NOTE NO. 27 TO THE FS-NCL-DEFERRED TAX LIABILITIES (NET) **(Amount in ₹)**

	As at	Open Balance on 01.04.2021	Addition	Closing Balance on 31.03.2022
001	**DEFERRED TAX LIABILITIES (NET)**			
002	Difference of book depreciation and tax depreciation	0.00	0.00	0.00
003	Less: Deferred tax assets			
004	Provisions & Other disallowances for tax purposes	0.00	0.00	0.00
005	Unabsorbed Depreciation	0.00	0.00	0.00
006	Disallowances u/s 43B of the Income Tax Act, 1961	0.00	0.00	0.00
007	Others	0.00	0.00	0.00
008	Opening Balance	0.00	0.00	0.00
009	Additions during the year	0.00	0.00	0.00
010	Amounts adjusted during the year	0.00	0.00	0.00
011	Amounts reversed during the year	0.00	0.00	0.00
012	Closing Balance	0.00	0.00	0.00
013	MAT credit entitlement	0.00	0.00	0.00
014	**Total**	**0.00**	**0.00**	**0.00**
015	**Total**	**0.00**	**0.00**	**0.00**
016	Breakup of deferred tax assets	0.00	0.00	0.00
017	Provision	0.00	0.00	0.00
018	Statutory dues	0.00	0.00	0.00
019	Leave encashment	0.00	0.00	0.00
020	Others	0.00	0.00	0.00
021		0.00	0.00	0.00
022		0.00	0.00	0.00

GADARWARA

NOTE NO. 28 TO THE FS-NCL-OTHER NON-CURRENT LIABILITIES **(Amount in ₹)**

	As at	31.03.2022	31.03.2021
001	Other Non current Liabilities	0.00	0.00
002	Advances from customers and others	0.00	0.00
003	Deposits from contractors and others	0.00	0.00
004	Grants	0.00	0.00
005	**TOTAL**	**0.00**	**0.00**

NOTE NO. 29 TO THE FS-CL-BORROWINGS **(Amount in ₹)**

	As at	31.03.2022	31.03.2021
001	**Short Term Borrowings**	**0.00**	**0.00**
002	**Loans repayable on demand**	**0.00**	**0.00**
003	**From Banks**	**0.00**	**0.00**
004	**Secured**	**0.00**	**0.00**
005	Cash Credit	0.00	0.00
006	**Unsecured**	**0.00**	**0.00**
007	Cash Credit	0.00	0.00
008	**Other loans-unsecured**	**0.00**	**0.00**
009	Commercial Papers	0.00	0.00
010	Less: Unamortised discount on Commercial Papers	0.00	0.00
011	**Sub-Total**	**0.00**	**0.00**
012	**Current maturity of long term borrowings**	**0.00**	**0.00**
013	Bonds-Secured	0.00	0.00
014	Foreign Currency Fixed Rate Notes	0.00	0.00
015	**From Banks**	**0.00**	**0.00**
016	**Secured**	**0.00**	**0.00**
017	Rupee Term Loan	0.00	0.00
018	Foreign currency loans	0.00	0.00
019	**Unsecured**	**0.00**	**0.00**
020	Foreign currency loans	0.00	0.00
021	Rupee term loans	0.00	0.00
022	**From Others**	**0.00**	**0.00**
023	**Secured**	**0.00**	**0.00**
024	Rupee Term Loan	0.00	0.00
025	**Unsecured**	**0.00**	**0.00**
026	Foreign currency loans (Guaranteed by Government of India)	0.00	0.00
027	Other foreign currency loans	0.00	0.00
028	Rupee term loans	0.00	0.00
029	Fixed deposits	0.00	0.00
031	Sub Total	0.00	0.00
032	**TOTAL**	**0.00**	**0.00**

NOTE NO. 29A TO THE FS-CL-LEASE BORROWINGS **(Amount in ₹)**

	As at	31.03.2022	31.03.2021
001	**Current financial liabilities - Lease liabilities**	**0.00**	**0.00**
002	Current maturity of finance lease obligations (secured)	0.00	0.00
003	Current maturity of finance lease obligations (unsecured)	1,053,294.28	1,053,294.28
004	**Total**	**1,053,294.28**	**1,053,294.28**

NOTE NO. 30 TO THE FS-CL-TRADE PAYABLES

(Amount in ₹)

	As at	31.03.2022	31.03.2021
001	**TRADE PAYABLES**	**0.00**	**0.00**
002	For Goods and Services	0.00	0.00
003	- Micro & Small Enterprises	41,113,181.94	18,923,367.40
004	- Others	1,032,183,138.34	497,486,739.82
005		0.00	0.00
006	**Total**	**1,073,296,320.28**	**516,410,107.22**
007		0.00	0.00
172	**Trade payable**	**0.00**	**0.00**
173	**MSME**	**0.00**	**0.00**
174	Unbilled	13,603,222.49	7,393,715.40
175	Not due	19,820,261.00	2,573,775.00
176	**Due**	**7,689,698.45**	**8,955,877.00**
177	Disputed	0.00	0.00
178	Undisputed	7,689,698.45	8,955,877.00
179		0.00	0.00
180	**Sub-total (A)**	**41,113,181.94**	**18,923,367.40**
181		0.00	0.00
182	**Others**	**0.00**	**0.00**
183	Unbilled	173,969,917.65	109,999,067.95
184	Not due	203,503,267.30	279,603,507.81
185	**Due**	**654,709,953.39**	**107,884,164.06**
186	Disputed	0.00	0.00
187	Undisputed	654,709,953.39	107,884,164.06
188		0.00	0.00
189	**Sub-total (B)**	**1,032,183,138.34**	**497,486,739.82**
190		0.00	0.00
191	**Total**	**1,073,296,320.28**	**516,410,107.22**
192		0.00	0.00
193	**Ageing**	**0.00**	**0.00**
194	**MSME**	**0.00**	**0.00**
195	**Disputed**	**0.00**	**0.00**
196	Less than 1 year	0.00	0.00
197	1-2 years	0.00	0.00
198	2-3 years	0.00	0.00
199	More than 3 years	0.00	0.00
200	**Sub Total (I)**	**0.00**	**0.00**
201		0.00	0.00
202	**Undisputed**	**0.00**	**0.00**
203	Less than 1 year	7,726,053.45	8,955,877.00
204	1-2 years	-36,385.00	0.00
205	2-3 years	30.00	0.00
206	More than 3 years	0.00	0.00
207	**Sub Total (II)**	**7,689,698.45**	**8,955,877.00**
208		0.00	0.00
209	**Total MSME (III)**	**7,689,698.45**	**8,955,877.00**
210		0.00	0.00

NOTE NO. 30 TO THE FS-CL-TRADE PAYABLES

(Amount in ₹)

	As at	31.03.2022	31.03.2021
211	**Others**	**0.00**	**0.00**
212	**Disputed**	**0.00**	**0.00**
213	Less than 1 year	0.00	0.00
214	1-2 years	0.00	0.00
215	2-3 years	0.00	0.00
216	More than 3 years	0.00	0.00
217	**Sub Total (IV)**	**0.00**	**0.00**
218		0.00	0.00
219	**Undisputed**	**0.00**	**0.00**
220	Less than 1 year	600,204,343.14	107,884,164.06
221	1-2 years	44,567,627.25	0.00
222	2-3 years	9,651,838.00	0.00
223	More than 3 years	286,145.00	0.00
224	**Sub Total (V)**	**654,709,953.39**	**107,884,164.06**
225		0.00	0.00
226	**Total Others (VI)**	**654,709,953.39**	**107,884,164.06**

NOTE NO. 31 TO THE FS-CL-OTHER FINANCIAL LIABILITIES **(Amount in ₹)**

	As at	31.03.2022	31.03.2021
001	**OTHER FINANCIAL LIABILITIES (CURRENT)**	**0.00**	**0.00**
020		0.00	0.00
021	Interest accrued but not due on secured borrowings	0.00	0.00
022	Interest accrued but not due on unsecured borrowings	0.00	0.00
023	Unpaid Dividends*	0.00	0.00
024	Unpaid matured deposits and interest accrued thereon*	0.00	0.00
025	Unpaid matured bonds and interest accrued thereon*	0.00	0.00
026	Unpaid bond refund money-Tax free bonds *	0.00	0.00
027	Book Overdraft	0.00	0.00
028	Payable to Customers	0.00	0.00
029	Liability under forward exchange contact	0.00	0.00
030	Hedging cost payable to beneficiaries	0.00	0.00
031	Derivative MTM Liability	0.00	0.00
032	**Payable for Capital Expenditure**	**0.00**	**0.00**
033	- Micro & Small Enterprises	63,707,724.11	75,111,542.75
034	- Others	7,486,906,899.90	7,026,270,592.79
035	**Others Payables**	**0.00**	**0.00**
036	Deposits from contractors and others	21,790,912.04	11,654,665.04
037	Gratuity Obligations	0.00	0.00
038	Payable to employees	6,182,165.00	4,454,324.00
039	Payable to holding company	0.00	0.00
040	Retention on A/c BG encashment (Solar)	0.00	0.00
041	Payable to Solar Payment Security Account	0.00	0.00
042	Others **	1,847,776.00	3,763,643.00
043	Unspent CSR balance on ongoing Approved CSR projects	0.00	0.00
044	**Total**	**7,580,435,477.05**	**7,121,254,767.58**
045	* Represents the amounts which have not been claimed by the investor/holders of the bonds/fixed deposits. Out of the above, no amount is due for payment to Investor Education and Protection Fund.	0.00	0.00
046	** Include Payable to Hospital and other payable.	0.00	0.00

GADARWARA

NOTE NO. 32 TO THE FS-CL-OTHER CURRENT LIABILITIES **(Amount in ₹)**

	As at	31.03.2022	31.03.2021
001	**OTHER CURRENT LIABILITIES**	**0.00**	**0.00**
002	Advances from customers and others	2,127,442.23	1,169,140.77
003	Deferred discount on forward exchange contact	0.00	0.00
004	Tax deducted at source and other statutory dues	173,044,999.82	171,687,284.44
005	Deposits from contractors and others	0.00	0.00
006	Government grants	0.00	0.00
007	Others	0.00	0.00
008	**Total**	**175,172,442.05**	**172,856,425.21**

NOTE NO. 33 TO THE FS-CL-PROVISIONS

(Amount in ₹)

	As at	31.03.2022	31.03.2021
001	**SHORT TERM PROVISIONS**	**0.00**	**0.00**
002	**Provision for Employee Benefits**	**0.00**	**0.00**
003	Opening balance	0.00	0.00
004	Additions/ (adjustments) during the year	0.00	0.00
005	**Closing Balance**	**0.00**	**0.00**
028	**Provisions for Obligations Incidental to Land Acquisition**	**0.00**	**0.00**
029	Opening balance	331,083,535.81	408,180,928.05
030	Additions during the year	991.25	17,176,658.14
031	Amounts paid during the year	86,543,203.69	94,274,050.38
032	Amounts reversed during the year	0.00	0.00
033	**Closing Balance**	**244,541,323.37**	**331,083,535.81**
035	**Provision for Tariff Adjustment**	**0.00**	**0.00**
036	Opening balance	0.00	0.00
037	Additions during the year	0.00	0.00
038	Amounts adjusted during the year	0.00	0.00
039	Amounts reversed during the year	0.00	0.00
040	**Closing Balance**	**0.00**	**0.00**
042	**Provision for shortage in Fixed Assets Pending Investigation & Others**	**0.00**	**0.00**
043	Opening balance	0.00	1,014,711.50
044	Additions during the year	7,894,156.73	0.00
045	Amounts adjusted during the year	0.00	0.00
046	Amounts reversed during the year	0.00	1,014,711.50
047	**Closing Balance**	**7,894,156.73**	**0.00**
048	**Provision for Arbitration**	**0.00**	**0.00**
049	Opening balance	0.00	0.00
050	Additions during the year	0.00	0.00
051	Amounts used during the year	0.00	0.00
052	Amounts reversed during the year	0.00	0.00
053	**Closing Balance**	**0.00**	**0.00**
054	**Others**	**0.00**	**0.00**
055	Opening balance	0.00	0.00
056	Additions during the year	0.00	0.00
057	Amounts used during the year	0.00	0.00
058	Amounts reversed during the year	0.00	0.00
059	**Closing Balance**	**0.00**	**0.00**
102		0.00	0.00
103	**Total**	**252,435,480.10**	**331,083,535.81**

NOTE NO. 34 TO THE FS-CL-CURRENT TAX LIABILITIES (NET) **(Amount in ₹)**

	As at	31.03.2022	31.03.2021
001	**Current liabilities - current tax liabilities (net)**	**0.00**	**0.00**
002	Opening balance	0.00	0.00
003	Additions during the year	0.00	0.00
004	Amounts adjusted during the year	0.00	0.00
005	Less: Set off against taxes paid	0.00	0.00
006	**Closing Balance**	**0.00**	**0.00**

GADARWARA

NOTE NO. 35 TO THE FS--DEFERRED REVENUE **(Amount in ₹)**

	As at	31.03.2022	31.03.2021
001	**Deferred Revenue**	**0.00**	**0.00**
002	On account of advance against depreciation	0.00	0.00
003	On account of income from foreign currency fluctuation	302,717,000.00	54,513,000.00
004	Government grants	0.00	0.00
006	**TOTAL**	**302,717,000.00**	**54,513,000.00**

NOTE NO. 36 TO THE FS--REGULATORY DEFERRAL ACCOUNT CREDIT BALANCES **(Amount in ₹)**

	As at	31.03.2022	31.03.2021
001	Regulatory deferral account credit balances	0.00	0.00
002	Exchange Differences	0.00	0.00
003		0.00	0.00
004	**Total**	**0.00**	**0.00**

GADARWARA

NOTE NO. 37 TO THE FS--REVENUE FROM OPERATIONS **(Amount in ₹)**

	For the Year ended	31.03.2022	31.03.2021
001	**REVENUE FROM OPERATIONS**	**0.00**	**0.00**
002	**Sales**	**0.00**	**0.00**
003	Energy Sales (including Electricity Duty)	46,554,446,808.60	25,845,967,912.01
004	Less : Advance against depreciation deferred (net)	0.00	0.00
005	Add: Revenue recognized out of advance against depreciation	0.00	0.00
006	Add : Exchange fluctuation receivable from customers	837,000.00	2,459,000.00
007	Sale of energy through trading	0.00	0.00
008	Commission (NVVN)	0.00	0.00
009	**Sub total**	**46,555,283,808.60**	**25,848,426,912.01**
010	Less: Rebate to customers	251,814,773.00	334,483,730.31
011	**Energy Sales (Total)**	**46,303,469,035.60**	**25,513,943,181.70**
012	Consultancy, project management and supervision fees	0.00	0.00
013	Lease rentals on assets on Operating lease	0.00	0.00
014	Sale of Captive Coal	0.00	0.00
015	Intra Company Elimination	0.00	0.00
017	**Sub-total**	**0.00**	**0.00**
018	**Total - Sales**	**46,303,469,035.60**	**25,513,943,181.70**
019	Sale of fly ash/ash products	600,167.95	207,281.60
020	Less: Transferred to fly ash utilisation reserve fund	-600,167.95	-207,281.60
021	**Sub-total**	**0.00**	**0.00**
022	**Other Operating Income**	**0.00**	**0.00**
023	Interest from customers	822,971.00	0.00
024	Energy Internally Consumed *	9,028,856.00	8,795,773.00
025	Interest income on Assets under finance lease	0.00	0.00
026	Recognized from deferred revenue - government grant	0.00	0.00
027	Provision written back- Tariff Adjustment	0.00	0.00
028	Income form Trading of ESCerts	0.00	0.00
029	Income from E-Mobility Business & others	0.00	0.00
030	Others	0.00	0.00
031	**Total**	**46,313,320,862.60**	**25,522,738,954.70**
040	* Valued at variable cost of generation and corresponding amount included in power charges (Note No. 42)	0.00	0.00
041	Excise duty on sale of flyash,cenospere & ash products	0.00	0.00
042	Energy sales of principal nature (NVVN)	0.00	0.00
043	Energy sales of agency nature (NVVN)	0.00	0.00

GADARWARA

NOTE NO. 38 TO THE FS--OTHER INCOME **(Amount in ₹)**

	For the Year ended	31.03.2022	31.03.2021
001	**OTHER INCOME**	**0.00**	**0.00**
002	**Interest from**	**0.00**	**0.00**
004	**Financial assets at amortised cost**	**0.00**	**0.00**
005	Government Securities (8.5% Tax Free Bonds issued by the State Goverments)	0.00	0.00
006	Other Bonds	0.00	0.00
007		0.00	0.00
008	Interest from Government of India Securties-Non-Trade	0.00	0.00
009	Less: Amortziation of premium	0.00	0.00
010	**Sub Total**	**0.00**	**0.00**
011	Interest from others	0.00	0.00
012	Loan to State Government in settlement of dues from customers	0.00	0.00
013	Loan to Subsidiary Companies	0.00	0.00
014	Loan to Employees	9,347,384.80	10,526,127.89
015	Deposit with banks	0.00	0.00
016	Foreign Banks	0.00	0.00
017	Interest from Contractors	15,317,944.00	32,132,627.00
018	Interest from Income Tax Refunds	0.00	0.00
019	Less : Refundable to Customers	0.00	0.00
020	**Sub Total**	**0.00**	**0.00**
021	Deposits with banks-flyash utilisation reserve fund	0.00	0.00
022	Less: transferred to flyash utilisation reserve fund	0.00	0.00
023	**Sub Total**	**0.00**	**0.00**
024	Deposits with banks- DDUGJY funds	0.00	0.00
025	Interest from Contractors- DDUGJY funds	0.00	0.00
026	Transfer to DDUGJY-Advance from customers	0.00	0.00
027	Sub-total	0.00	0.00
030	Others	0.00	0.00
031		0.00	0.00
032	**Dividend from**	**0.00**	**0.00**
033	**Longterm investments in**	**0.00**	**0.00**
034	Subsidiaries	0.00	0.00
035	Joint Ventures	0.00	0.00
036	Equity Instruments	0.00	0.00
037	**Current Investments in**	**0.00**	**0.00**
038	Mutual Funds measured at fairvalue through profit or loss	0.00	0.00
039	Current investments in mutual funds-flyash utilisation reserve fund	0.00	0.00
040	Less: transferred to flyash utilisation reserve fund	0.00	0.00
041	Lease Rent # Ash Brick Plant	0.00	0.00
042	Less: transferred to flyash utilisation reserve fund	0.00	0.00
043	Other non-operating income	0.00	0.00
044	Profit on disposal of PPE	0.00	0.00
045	Profit on redemption of GOI securities	0.00	0.00

NOTE NO. 38 TO THE FS--OTHER INCOME

(Amount in ₹)

	For the Year ended	31.03.2022	31.03.2021
046	Net gain on sale of investments	0.00	0.00
047	Surcharge received from customers	137,507,102.00	448,942,490.00
048	Hire charges for equipment	0.00	429,350.00
049	Gain on option contract / Discount on F.ExchContract	0.00	0.00
050	Provision written back-others	0.00	1,014,711.50
051	Fair value gains/(losses) on investments in mutual funds at fair value through profit or loss	0.00	0.00
052	Interest from Solar payment security account	0.00	0.00
053	Less : Transferred to SPSA fund	0.00	0.00
054	Interest on "Retention on A/c BG encashment (Solar)"	0.00	0.00
055	Less : Transferred to "Retention on A/c BG encashment (Solar)"	0.00	0.00
056	Miscellaneous Income	45,157,537.70	39,273,295.53
057	**Total**	**207,329,968.50**	**532,318,601.92**
058	Less:Transferred to Development of Coal Mines-Note 43A	0.00	0.00
059	Less:Transferred to Expenditure during Construction period (net)- Note 43	0.00	1,101,941.70
060	Less: Others	0.00	0.00
062	**Total**	**207,329,968.50**	**531,216,660.22**
063		0.00	0.00
064	**Details of Miscellaneous Income**	**0.00**	**0.00**
065	Vehicle Hire Charges.	136,000.00	75,857.00
066	Sale of by products & residuals	0.00	0.00
067	Township recoveries(exl. Hospital Recoveries).	4,724,521.42	4,031,456.45
068	Depreciation written back	0.00	0.00
069	Sale of Scrap.	5,768,221.48	8,179,968.07
070	Receipt under loss of profit policy.	0.00	0.00
071	Receipts under MBD/Fire Policy.	20,000,000.00	0.00
072	Management development programme.	0.00	0.00
073	Management Fee - Misc (NVVN)	0.00	0.00
074	Others	14,528,794.80	26,986,014.01
075		0.00	0.00
076	**Total (Miscellaneous Income)**	**45,157,537.70**	**39,273,295.53**
077		0.00	0.00
078	**Details of Provision written back others**	**0.00**	**0.00**
079	Doubtful debts	0.00	0.00
080	Doubtful Loans, Advances and Claims	0.00	0.00
081	Doubtful Construction Advances	0.00	0.00
082	Shortage in Construction Stores	0.00	0.00
083	Shortage in Stores	0.00	0.00
084	Obsolescence in Stores	0.00	0.00
085	Unserviceable capital works	0.00	0.00
086	Other Obligation including Arbitration	0.00	0.00
087	Shortage in Fixed Assets	0.00	1,014,711.50

NOTE NO. 38 TO THE FS--OTHER INCOME **(Amount in ₹)**

	For the Year ended	31.03.2022	31.03.2021
088	Diminution in value of Investment	0.00	0.00

GADARWARA

NOTE NO. 38A TO THE FS--FUEL COST **(Amount in ₹)**

	For the Year ended	31.03.2022	31.03.2021
001	**FUEL COST**	**0.00**	**0.00**
002	Coal	0.00	0.00
003	Captive	0.00	0.00
004	Other than captive	23,478,865,731.58	10,808,147,789.25
005	Gas	0.00	0.00
006	Naptha	0.00	0.00
007	Oil	625,535,863.29	185,626,897.33
008	Biomass Pellets	3,129,015.45	0.00
009	**Total**	**24,107,530,610.32**	**10,993,774,686.58**
010		0.00	0.00

NOTE NO. 39 TO THE FS--EMPLOYEE BENEFITS EXPENSE **(Amount in ₹)**

	For the Year ended	31.03.2022	31.03.2021
001	**EMPLOYEE BENEFITS EXPENSE**	**0.00**	**0.00**
002	Salaries and wages	898,726,548.34	836,037,911.62
003	Contribution to provident and other funds	114,211,239.80	104,077,532.89
004	Unwinding of deferred payroll expense	5,357,075.53	6,599,924.50
005	Staff welfare expenses	116,242,106.82	102,953,016.28
006	Less : Expenses transferred to Consultancy group	0.00	0.00
007		0.00	0.00
008	**Sub Total**	**1,134,536,970.49**	**1,049,668,385.29**
009	Less: Employee benefits expense allocated to fuel inventory	64,046,678.93	46,856,507.16
010	Less: Transferred/Allocated to development of coal mines	0.00	0.00
011	Less: Others	0.00	0.00
012	Less: Transferred to fly ash utilisation reserve fund	0.00	0.00
013	Less: Transferred to CSR Expenses	0.00	0.00
014	Reimbursements for employees on secondment	0.00	0.00
015	Less: Transferred to expenditure during construction period (net)- Note 43	0.00	366,255,506.48
016	**TOTAL**	**1,070,490,291.56**	**636,556,371.65**
017	**Managerial Remuneration paid/ payable to Directors included above (except for Directors fee which is included in Note 42)**	**0.00**	**0.00**
018	Salaries and wages	0.00	0.00
019	Contribution to provident and other funds	0.00	0.00
020	Staff welfare expenses	0.00	0.00
021	Directors fee	0.00	0.00
022		0.00	0.00
023		0.00	0.00

NOTE NO. 40 TO THE FS--FINANCE COSTS **(Amount in ₹)**

	For the Year ended	31.03.2022	31.03.2021
001	**FINANCE COSTS**	**0.00**	**0.00**
002	Finance charges on financial liabilities measured at amortised cost	0.00	0.00
003	Bonds	1,956,549,640.86	1,880,412,093.99
004	Government of India Loans	0.00	0.00
005	Foreign currency term loans	104,862,664.26	103,222,933.21
006	Rupee term loans	2,565,836,959.35	2,675,714,349.00
007	Public deposits	0.00	0.00
008	Foreign currency bonds/notes	971,126,197.72	969,295,876.44
009	Cash Credit	0.00	0.00
010	Unwinding of discount on account of vendor liabilities	19,580,239.50	32,632,338.05
011	Commercial Papers	0.00	0.00
012	**Sub Total**	**5,617,955,701.69**	**5,661,277,590.69**
013	Interest on non financial items	0.00	0.00
014	**Other Borrowing Costs**	**0.00**	**0.00**
015	Bonds servicing & public deposit exp.	2,169,815.43	2,239,270.73
016	Guarantee fee	0.00	0.00
017	Management fee	0.00	0.00
018	Committ charges/exposure premium	528,784.12	0.00
019	Bond issue expenses	0.00	0.00
020	Legal exp on foreign currency loans	0.00	0.00
021	Foreign currency bonds/notes exp.	0.00	0.00
022	Up-front fee	0.00	0.00
023	Insurance premium on foreign currency loans	0.00	0.00
024		0.00	0.00
025	Others	0.00	0.00
026	**Sub Total (Other Borrowing cost)**	**2,698,599.55**	**2,239,270.73**
027		0.00	0.00
028	**Exchange differences regarded as an adjustment to borrowing costs**	**-43,092,245.00**	**-333,736,633.00**
029	**Sub Total**	**5,577,562,056.24**	**5,329,780,228.42**
030	Less: Transferred to Expenditure during construction period (net) - Note 43	318,164,196.81	1,907,371,108.27
031	Less: Transferred to development of coal mines-Note 43A	0.00	0.00
032		0.00	0.00
033	**Total**	**5,259,397,859.43**	**3,422,409,120.15**

NOTE NO. 41 TO THE FS--DEPRECIATION AND AMORTIZATION EXPENSES **(Amount in ₹)**

	For the Year ended	31.03.2022	31.03.2021
001	**Depreciation and amortization expenses**	**0.00**	**0.00**
002	On property, plant and equipment- Note 2	6,886,166,052.96	4,585,568,265.72
003	On intangible assets- Note 4	5,297,198.17	4,933,568.65
004	Sub-total	6,891,463,251.13	4,590,501,834.37
005	Less:	0.00	0.00
006	Allocated to fuel inventory	617,094,345.34	422,456,329.60
007	Transferred to Expenditure during Construction Period (net)- Note 43	0.00	0.00
008		0.00	0.00
009	Transferred/Allocated to development of coal mines	0.00	0.00
010	Adjustment with deferred revenue from deferred foreign currency fluctuation	8,035,000.00	241,000.00
011		0.00	0.00
012	**Total**	**6,266,333,905.79**	**4,167,804,504.77**

GADARWARA

NOTE NO. 42 TO THE FS--OTHER EXPENSE **(Amount in ₹)**

	For the Year ended	31.03.2022	31.03.2021
001	**OTHER EXPENSES**	**0.00**	**0.00**
002	Power charges	-189,139,220.00	1,716,634,151.00
003	Less: Recovered from contractors & employees	3,152,539.48	16,818,687.97
004	**Sub-Total(Power Charges)**	**-192,291,759.48**	**1,699,815,463.03**
005	Water charges	133,996,876.00	132,273,900.00
006	Stores consumed	28,241,459.50	13,682,393.81
007	Rent	969,370.00	856,504.00
008	Less:Recoveries	0.00	0.00
009	**Sub-Total (Rent)**	**969,370.00**	**856,504.00**
010	Cost of captive coal produced	0.00	0.00
011	**Repairs & maintenance**	**0.00**	**0.00**
012	Buildings	17,478,013.78	22,895,050.81
013	Plant & machinery	0.00	0.00
014	Power stations	702,728,529.06	404,211,850.20
015	Construction equipment	0.00	0.00
016	Others	69,109,716.28	75,084,810.44
017	**Sub-total (Repairs & maintenance)**	**789,316,259.12**	**502,191,711.45**
019	Load Dispatch Center Charges	6,255,895.00	3,441,218.00
021	Insurance	65,439,728.17	33,446,944.67
022	Interest to beneficiaries	91,306.00	0.00
023	Rates and taxes	31,067,948.97	22,303,167.34
024	Water cess & environment protection cess	0.00	0.00
025	Training & recruitment expenses	642,189.00	621,644.00
026	Less: Receipts	0.00	0.00
027	**Sub-total (Training and recruitment expenses)**	**642,189.00**	**621,644.00**
028	Communication expenses	12,980,456.81	12,852,159.94
029	Inland Travel	39,014,680.97	38,711,814.37
030	Foreign Travel	0.00	0.00
031	Tender expenses	0.00	0.00
032	Less: Receipt from sale of tenders	0.00	7,624.00
033	**Sub-total (Tender expenses)**	**0.00**	**-7,624.00**
034	Payment to auditors	0.00	0.00
035	Audit fee	0.00	0.00
036	Tax audit fee	0.00	0.00
037	Other services	0.00	0.00
038	Reimbursement of expenses	0.00	0.00
039	**Sub-total (Payment to Auditors)**	**0.00**	**0.00**
040	Advertisement and publicity	787,223.00	890,605.00
041	Electricity duty	1,072,687,285.00	592,989,255.00
042	Security expenses	218,332,461.26	197,720,833.29
043	Entertainment expenses	13,015,778.62	12,283,397.09
044	Expenses for guest house	9,992,718.00	9,062,071.51
045	Less:Recoveries	64,380.30	0.00
046	**Sub-Total (Guest house expenses)**	**9,928,337.70**	**9,062,071.51**
047	Education expenses	6,727,223.66	8,196,721.00
049	Donations	0.00	0.00

NOTE NO. 42 TO THE FS--OTHER EXPENSE (Amount in ₹)

	For the Year ended	31.03.2022	31.03.2021
050	Ash utilisation & marketing expenses	13,626,017.41	0.00
051	Directors sitting fee	0.00	0.00
053	Professional charges and consultancy fees	3,021,998.05	2,287,239.99
054	Legal expenses	10,300,370.00	4,121,017.00
055	EDP hire and other charges	581,942.12	2,259,637.99
056	Printing and stationery	1,466,484.40	937,388.61
057	Oil & gas exploration expenses	0.00	0.00
059	Hiring of vehicles	17,514,436.35	20,216,469.35
061	Reimbursement of L.C.charges on sales realisation	0.00	0.00
062		0.00	0.00
063	Cost of Hedging	0.00	0.00
064	Derivatives MTM loss/gain (Net)	0.00	0.00
065	Net loss/(gain) in foreign currency transactions & translations	-392,218,139.24	-2,787,199.45
066	Transport Vehicle running expenses	324,727.15	-10.28
067	Horticulture Expenses	10,991,402.96	5,741,465.02
068	Hire charges- helicopter/aircraft.	0.00	0.00
069	Hire charges of construction equipment	971,717.15	0.00
070	Demurrage Charges	0.00	0.00
072		0.00	0.00
073	Miscellaneous expenses	31,564,221.78	14,162,611.24
074	Loss on disposal/write-off of PPE	62,133,707.36	20,366,155.28
075	**Sub-Total**	**1,997,481,604.79**	**3,348,636,954.25**
076	Less: Other expenses allocated to fuel inventory	74,396,629.50	29,225,491.27
077	Less: Transferred/Allocated to development of coal mines	0.00	0.00
078	Less: Transferred to fly ash utilisation reserve fund	807,449.55	0.00
079	Less: Hedging cost Net recoverable/payable from/to beneficiaries	0.00	0.00
080	Less: Others	0.00	0.00
081	Less: Transferred to CSR Expenses	3,919,426.00	0.00
082	Less:Transferred to Expenditure during Construction period(net)-Note 43	-210,834,685.60	1,753,973,256.27
083	**Net (Generation, Administration and Other expenses)**	**2,129,192,785.34**	**1,565,438,206.71**
084	Corporate Social Responsibility Expenses	19,751,398.00	2,769,511.50
085	Less: Grants-in-aid	0.00	0.00
086	**Sub-total (Corporate Social Responsibility Expenses)**	**19,751,398.00**	**2,769,511.50**
087	**Provisions**	**0.00**	**0.00**
088	Doubtful Debts	0.00	0.00
089	Doubtful loans, advances and claims	0.00	0.00
090	Doubtful Construction Advances	0.00	0.00
091	Shortage in stores	50,008.00	0.00
092	Obsolete/Dimunition in the value of surplus stores	0.00	0.00
093	Shortage in construction stores	643,925.19	8,632,561.46
094	Dimunition in value of long term investments	0.00	0.00

NOTE NO. 42 TO THE FS--OTHER EXPENSE **(Amount in ₹)**

	For the Year ended	31.03.2022	31.03.2021
095	Shortage in Fixed assets	7,894,156.73	0.00
096	Unfinished minimum work progress from oil & gas exploration	0.00	0.00
097	Unserviceable capital works	0.00	0.00
098	Tariff Adjustment	0.00	0.00
099	Others :	0.00	0.00
100	(i) Provision for arbitration cases	0.00	0.00
101	(ii) Other provisions	0.00	0.00
102	**Total (Provisions)**	**8,588,089.92**	**8,632,561.46**
103		0.00	0.00
104	**Total**	**2,157,532,273.26**	**1,576,840,279.67**
105		0.00	0.00
106	**Breakup of miscellaneous expenses.**	**0.00**	**0.00**
109	Hire charges of office equipment	0.00	0.00
111	Operating expenses of construction equipment	0.00	0.00
112	Operating expenses of D.G. sets	0.00	0.00
113	Furnishing expenses	572,332.30	947,494.11
114	Subscription to trade and other associations.	1,300.00	520.00
116	Visa and entry permit charges	0.00	0.00
117	Tree plantation exp.-NTPC Land	0.00	0.00
118	Research & development expenses .	0.00	0.00
119	Less : Grants received for Research & develoment expenses.	0.00	0.00
120	Sub-total (Research & development expenses)	0.00	0.00
121	Bank charges	44,017.37	38,427.15
122	Business Development Expenditure	0.00	0.00
123	Surcharge (NVVN)	0.00	0.00
124	Power Trading Expenses	23,697,291.00	7,656,106.00
125	Brokerage & commission	2,599,378.00	1,350,984.00
129	Books and periodicals	47,961.75	5,320.00
130	Claims/advances written off	0.00	0.00
131	Stores written off	0.00	0.00
132	Survey &Investigation expenses written off	0.00	0.00
133	Others	4,601,941.36	4,163,759.98
134	**Total**	**31,564,221.78**	**14,162,611.24**
135		0.00	0.00
136		0.00	0.00
137		0.00	0.00

NOTE NO. 43 TO THE FS--EXPENDITURE DURING CONSTRUCTION PERIOD (NET) (Amount in ₹)

	For the Year ended	31.03.2022	31.03.2021
001	**EXPENDITURE DURING CONSTRUCTION PERIOD (NET)**	**0.00**	**0.00**
002	A. Employee benefits expense	0.00	0.00
003	Salaries and wages	0.00	304,741,323.58
004	Contribution to provident and other funds	0.00	31,834,932.01
005	Unwinding of deffered payroll expenses	0.00	0.00
006	Staff welfare expenses	0.00	29,679,250.89
007	**Total (A)**	**0.00**	**366,255,506.48**
008	**B. Finance Costs**	**0.00**	**0.00**
009	Finance charges on financial liabilities measured at amortised cost	0.00	0.00
010	Bonds	112,490,320.74	660,732,441.24
011	Foreign currency term loans	4,379,149.10	30,959,775.74
012	Rupee term loans	147,457,001.83	944,097,880.71
013	Foreign currency bonds/notes	55,055,932.24	335,070,634.22
014	Unwinding of discount on account of vendor liabilities	0.00	6,190,621.94
015	Others	0.00	0.00
016		0.00	0.00
017	Other Borrowings Costs	0.00	0.00
018	Guarantee Commission	0.00	0.00
019	Management Fees/Arrangers Fees	0.00	0.00
020	Commitment charges/Exposure Premium	0.00	0.00
021	Legal Expenses on foreign currency loans	0.00	0.00
022	Foreign currency bonds/notes expenses	0.00	0.00
023	Foreign Credit Insurance Premium	0.00	0.00
024	Upfront Fee	0.00	0.00
025	Exchange Differences	0.00	0.00
026	Others	2,579,696.77	13,520,920.23
027	Exchange differences regarded as adjustment to interest cost	-3,797,903.87	-83,201,165.81
028	**Total (B)**	**318,164,196.81**	**1,907,371,108.27**
029		0.00	0.00
030	C. Depreciation and amortisation	0.00	0.00
031	**D. Generation , administration and other expenses**	**0.00**	**0.00**
032	Power charges	-211,176,059.60	1,706,767,558.00
033	Less: Recovered from contractors & employees	0.00	600,437.96
034	**Sub-total(Net power charges)**	**-211,176,059.60**	**1,706,167,120.04**
035	Water charges	0.00	27,118,800.00
036	Rent	0.00	0.00
037	Repairs & maintenance	0.00	0.00
038	Buildings	0.00	462.00
039	Construction equipment	0.00	0.00
040	Others	279,660.00	1,777,948.05
041		0.00	0.00
042	Insurance	0.00	16,526.00

NOTE NO. 43 TO THE FS--EXPENDITURE DURING CONSTRUCTION PERIOD (NET) (Amount in ₹)

	For the Year ended	31.03.2022	31.03.2021
043	Rates and taxes	0.00	23,125.44
044	Communication expenses	0.00	3,426,017.02
045	Travelling expenses	0.00	12,798,960.01
046	Tender expenses	0.00	0.00
047	Less: Income from sale of tenders	0.00	0.00
048	**Sub-total (Net tender expenses)**	**0.00**	**0.00**
049	Advertisement and publicity	0.00	11,000.00
050	Security expenses	0.00	239,513.80
051	Entertainment expenses	0.00	1,104,343.36
052	Guest house expenses	0.00	44,890.00
053	Less: Receipt from guest house	0.00	0.00
054	**Sub-total (Net Guest House Expenses)**	**0.00**	**44,890.00**
055	Education expenses	0.00	0.00
056	Brokerage & Commission	0.00	0.00
057	Books and periodicals	0.00	4,444.00
058	Community development expenses	0.00	0.00
059	Professional charges and consultancy fee	0.00	341,510.55
060	Legal expenses	0.00	0.00
061	EDP Hire and other charges	0.00	24,074.00
062	Printing and stationery	0.00	257,123.00
063	Miscellaneous expenses	61,714.00	617,399.00
064	**Total (D)**	**-210,834,685.60**	**1,753,973,256.27**
065	**Total (A+B+C+D)**	**107,329,511.21**	**4,027,599,871.02**
066	**E. Less: Other Income**	**0.00**	**0.00**
067	Interest from	0.00	0.00
068	Indian banks	0.00	0.00
069	Foreign banks	0.00	0.00
070	Others	0.00	0.00
071	Contractors	0.00	0.00
072	Hire charges	0.00	0.00
073	Sale of scrap	0.00	0.00
074	Exchange Differences	0.00	0.00
075	Miscellaneous income	0.00	1,101,941.70
076	**TOTAL (E)**	**0.00**	**1,101,941.70**
077	F. Net actuarial gain/loss OCI	0.00	2,834,216.27
078		0.00	0.00
079	**GRAND TOTAL (A+B+C+D-E+F)**	**107,329,511.21**	**4,029,332,145.59**
080		0.00	0.00
081	*** Balance carried to Capital Work-in-progress - (Note 3)**	**107,329,511.21**	**4,029,332,145.59**

NOTE NO. 44-A TO THE FINANCIAL STATEMENTS (Amount in ₹)

	As at	31.03.2022	31.03.2021
001	Balance sheet	0.00	0.00
002	Freehold land for which conveyancing of the title is awaiting completion of legal formalities	0.00	0.00
003	(a) area (in acres)	0.00	0.00
004	(b) value (in rs)	0.00	0.00
005	Right-of-use land for which execution of lease deed is awaiting completion of legal formalities	0.00	0.00
006	(a) area (in acres)	0.00	0.00
007	(b) value (in rs)	0.00	0.00
008	Right-of-use land acquired on perpetual lease and accordingly not amortised	0.00	0.00
009	(a) area (in acres)	0.00	0.00
010	(b) value (in rs.)	0.00	0.00
011	Land in physical possesession of the company which has not been shown in the books pending settlement of price (in acres)	0.00	0.00
012	Deposit with government authorities towards land in possession of the company included in cost of land which is subject to adjus	10,000,000.00	10,000,000.00
013	**Land not in possession of the company**	**0.00**	**0.00**
014	(a) area (in acres)	0.00	0.00
015	-Freehold	0.00	0.00
016	-Right of Use	0.00	0.00
017	(b) value (in rs)	0.00	0.00
018	-Freehold	0.00	0.00
019	-Right of Use	0.00	0.00
020	Right-of-use buildings pending completion of legal fomalities - value (in rs.)	0.00	0.00
021	Estimated amount of contracts remaining to be executed on capital account and not provided for	0.00	0.00
022	Property, plant & equipment	4,926,385,443.95	7,451,860,881.94
023	Intangible assets	0.00	0.00
024	Details of precommissioning expenditure	0.00	0.00
025	(a) precommissioning expenses	0.00	4,672,473,615.67
026	(b) precommissioning income	0.00	680,806,541.00
027	(c) net precommissioning expenditure	0.00	3,991,667,074.67
028		0.00	0.00
029		0.00	0.00
030		0.00	0.00
031	Exchange rate variation taken to revenue during the year (with -ve sign, if favourable)	0.00	0.00
045	Exchange rate variation capitalised during the year (with -ve sign, if favourable)	254,727,567.76	-281,013,801.70
064	Short Term Leases	0.00	0.00
065	A) Rent	0.00	0.00
066	Company lease accomodation - executives	0.00	0.00
067	Company lease accomodation - directors	0.00	0.00
068	Others	969,370.00	856,504.00

NOTE NO. 44-A TO THE FINANCIAL STATEMENTS

(Amount in ₹)

	As at	31.03.2022	31.03.2021
069	**Total**	**969,370.00**	**856,504.00**
101	Borrowing cost capitalised during the year	318,164,196.81	1,907,371,108.00
102	Revenue grants recognized during the year	0.00	0.00
103	Revenue expenditure on research and development	0.00	0.00
104	Capital expenditure on research and development.	0.00	0.00
105	Expenditure on sustainibility development - capital	0.00	0.00
106	Expenditure on csr- capital	0.00	0.00
107	Opening balance - CSR Liability	2,769,511.50	0.00
108	Paid/Adjusted during the Year out of Opening above	-2,769,511.50	0.00
109	Amount yet to be paid against Cr Year CSR Exp	0.00	2,769,511.50
110	Closing Balance CSR- Liability (110)	0.00	2,769,511.50
111		0.00	0.00
112		0.00	0.00
113		0.00	0.00
114		0.00	0.00
115	Disclosure under msmed act 2006.	0.00	0.00
116	(i) (a) the principal amount remaining unpaid as at year end	106,698,470.52	-100,979,070.58
117	(i) (b) interest due there on remaining unpaid as at Year end	0.00	0.00
118	(ii) the amount of interest paid by the buyer in terms of section 16, along with the amounts of the payment made to the supplier	0.00	0.00
119	(iii) the amount of interest due and payable for the period of delay in making payment(which has been paid but beyond the appoin	0.00	0.00
120	(iv) the amount of interest accrued and remaining unpaid at the end of the year; and	0.00	0.00
121	(v) the amount of further interest remaining due and payable even in the succeeding years, until such date when the interest due	0.00	0.00
122	Amount of inventories recognized as an expense (including fuel)	24,531,154,927.52	11,198,922,331.75
123	Amount of inventories capitalised as overhauling assets out of 122 above	115,057,233.11	0.00
124	Amount capitalised as edc out of 122 above	0.00	0.00
133	Value of Imported Material Consumed during the Year	0.00	0.00
134		0.00	0.00
135	Contingent liabilities	0.00	0.00
136	A. Claims against the company not acknowledged as debts in respect of :	0.00	0.00
137	(i)Capital works	1,156,117,690.00	1,265,878,744.00
138	(ii)Land compensation cases	6,696,000.00	6,696,000.00
139	(iii)Others by state authorities towards:-	0.00	0.00
140	(a) Water royalty / water charges / nala tax	0.00	0.00
141	(b) Diversion of land / building permission fees	0.00	0.00

NOTE NO. 44-A TO THE FINANCIAL STATEMENTS (Amount in ₹)

	As at	31.03.2022	31.03.2021
142	(c) Other demands by state authorities	95,043,019.27	70,248,000.00
143	(iv) Others by fuel companies	0.00	0.00
144	(a) Disputes related to grade slippage-third party sampling	0.00	0.00
145	(b) Surface transportation charges on coal	0.00	0.00
146	(c) Take or pay claim - Gas stations	0.00	0.00
147	(d) Other claims by fuel companies not acknowledged as debt	0.00	0.00
149	B.Disputed tax demands	0.00	0.00
150	(i) Income tax	0.00	0.00
151	(ii) Excise duty	0.00	0.00
152	(iii) Sales tax	242,000.00	242,000.00
153	(iv) Service tax	0.00	0.00
154	(v) Entry tax	2,840,455.00	2,840,455.00
155	C. Others	36,236,319.00	36,236,319.00
156	**Total**	**1,297,175,483.27**	**1,382,141,518.00**
157	D. Possible reimbursement on account of contingent liabilities	0.00	0.00
158	(i) Capital works	0.00	0.00
159	(ii)Land compensation cases	0.00	0.00
160	(iii)Others (by state authorities)	0.00	0.00
161		0.00	0.00
162	(iv) Others by fuel companies	0.00	0.00
163	(v) Disputed income tax demand	0.00	0.00
164	(vi) Disputed tax demands -others	0.00	0.00
165	(vii) Others	0.00	0.00
167	**Total**	**0.00**	**0.00**
168	E.AMOUNT PAID UNDER PROTEST/ADJUSTED BY AUTHORITIES - TAX CASES	0.00	0.00
169	F.CONTINGENT ASSETS	0.00	0.00
170	Intangible under development : less than 1 year	0.00	0.00
171	Intangible under development #: 1-2 year	0.00	0.00
227	Intangible under development #: 2-3 year	0.00	0.00
277	Intangible under development #: More than 3 years	0.00	0.00
278	**Capital-Work-in Progress (CWIP)**	**0.00**	**0.00**
279	Projects in progress	9,202,814,764.57	7,609,252,234.00
280	Projects temporarily suspended	0.00	0.00
281		0.00	0.00
282		0.00	0.00
283	**Projects in progress**	**0.00**	**0.00**
284	Less than 1 year	3,054,174,912.01	4,212,496,679.36
285	1-2 years	3,476,494,936.36	2,727,996,495.70
286	2-3 years	2,631,644,597.48	534,420,737.70
287	More than 3 years	40,500,318.72	134,338,321.24
288	**Sub Total (I)**	**9,202,814,764.57**	**7,609,252,234.00**
289		0.00	0.00

NOTE NO. 44-A TO THE FINANCIAL STATEMENTS **(Amount in ₹)**

	As at	31.03.2022	31.03.2021
290	**Projects temporarily suspended**	**0.00**	**0.00**
291	Less than 1 year	0.00	0.00
292	1-2 years	0.00	0.00
293	2-3 years	0.00	0.00
294	More than 3 years	0.00	0.00
295	**Sub Total (II)**	**0.00**	**0.00**
296		0.00	0.00
380	Previous year figures have been regrouped/rearranged wherever necessary.	0.00	0.00

NOTE NO. 44-B TO THE FS--RPD DISCLOSURE- TRANSACTIONS DURING THE PERIOD (Amount in ₹)

	For the Year ended	31.03.2022	31.03.2021
001	**1) Transactions during the year- subsidiaries**	**0.00**	**0.00**
002	Purchase of equipment, supply & erection services	0.00	0.00
003	Purchase of spares	0.00	0.00
004	Maintenance services	0.00	0.00
005	Contracts for works/services for services provided by the company	0.00	0.00
006	Deputation of employees	0.00	0.00
007	Sales of goods	0.00	0.00
008	Sales of property and other assets	0.00	0.00
009	**Sub-total**	**0.00**	**0.00**
010		0.00	0.00
011	Dvidend received	0.00	0.00
012	Equity contributions made	0.00	0.00
013	Share application money pending allotment	0.00	0.00
014	Loans granted	0.00	0.00
015	Interest on Loan	0.00	0.00
016	Guarantees received	0.00	0.00
017	Guarantees provided	0.00	0.00
018	**Sub-total**	**0.00**	**0.00**
019		0.00	0.00
020	**Transactions during the year- jvs**	**0.00**	**0.00**
021	Purchase of equipment, supply & erection services	20,514,235.00	12,035,534.00
022	Purchase of spares	0.00	0.00
023	Maintenance services	244,896,186.53	172,592,898.98
024	Contracts for works/services for services provided by the company	-1,114,908.08	-159,454.78
025	Deputation of employees	0.00	0.00
026	Sales of goods	0.00	0.00
027	Sales of property and other assets	0.00	0.00
028	**Sub-total**	**-266,525,329.61**	**-184,787,887.76**
029		0.00	0.00
030	Dividend received	0.00	0.00
031	Equity contributions made	0.00	0.00
032	Share application money pending allotment	0.00	0.00
033	Loans granted	0.00	0.00
034	Guarantees received	0.00	0.00
035	Guarantees provided	0.00	0.00
036	**Sub-total**	**0.00**	**0.00**
037	**Total**	**266,525,329.61**	**184,787,887.76**
038	**Transactions with post employment benefit plans**	**0.00**	**0.00**
039	Contributions made during the year	0.00	0.00
040	**Compensation to key management personnel**	**0.00**	**0.00**
041	Short term employee benefits	0.00	0.00
042	Post employment benefits	0.00	0.00
043	Other long term benefits	0.00	0.00
044	Termination benefits	0.00	0.00

NOTE NO. 44-B TO THE FS--RPD DISCLOSURE- TRANSACTIONS DURING THE PERIOD **(Amount in ₹)**

	For the Year ended	31.03.2022	31.03.2021
045	Sitting Fee	0.00	0.00
046	Share based payments	0.00	0.00
047	**Sub-total**	**0.00**	**0.00**
048	**Transactions with the related parties under the control of the same government:**	**0.00**	**0.00**
049	Coal india ltd.. And its subsidiaries- purchase of coal	11,509,456,643.73	5,706,617,106.00
050	Singareni coalfields ltd- purchase of coal	130,569,701.00	0.00
051	**Bhel ltd.**	**0.00**	**0.00**
052	Purchase of equipment, supply & erection services	42,180,626.67	49,958,995.91
053	Purchase of spares	170,138,038.97	180,663,657.75
054	Maintenance services	76,844,943.61	200,089,508.84
055	**Sub-total**	**289,163,609.25**	**430,712,162.50**
056	Gail (i) ltd. Supply of natural gas	0.00	0.00
057	Iocl supply of oil products	338,203,850.99	203,242,046.57
058	Bpcl-supply of natural gas and oil	166,018,288.51	168,870,747.85
059	Sail-supply of steel and iron products	42,039,808.26	26,086,532.44
060	Other entities	0.00	0.00
061	Purchase of equipments & erection services	162,283,214.23	126,990,219.30
062	Purchase of spares	2,680,612.39	1,887,942.61
063	Maintenance services	121,435,995.73	70,042,593.48
064		0.00	0.00
065	**Total**	**12,761,851,724.09**	**6,734,449,350.75**
066	**Transaction with other**	**0.00**	**0.00**
067	**Transaction with ntpc education and research society and ntpc foundation**	**0.00**	**0.00**
068	- transactions during the year	0.00	31,860.00
069	ADDITIONAL TRANSACTIONS WITH RELATED PARTIES FOR PSU	0.00	0.00
070	Additional Transactions with GAIL	0.00	0.00
071	Additional Transactions with subsidiaries	0.00	0.00
072	Additional Transactions with joint ventures	0.00	0.00
073		0.00	0.00
074		0.00	0.00

GADARWARA

NOTE NO. 44-C TO THE FS--RPD DISCLOSURE- OUTSTANDING BALANCES **(Amount in ₹)**

	As at	31.03.2022	31.03.2021
001	**Outstanding balance**	**0.00**	**0.00**
002	**Amount recoverable towards loans**	**0.00**	**0.00**
003	- From Subsidiaries	0.00	0.00
004	- From JVC	0.00	0.00
005	- From KMP	0.00	0.00
006	- From Others	0.00	0.00
007	Sub-total	0.00	0.00
008	**Amount recoverable other than loan**	**0.00**	**0.00**
009	- from subsidiaries	0.00	0.00
010	- from joint ventures	10,335.86	12,235.18
011	- from key managerial personnel	0.00	0.00
012	- from post employment benfit plans	0.00	0.00
013	- from others	0.00	0.00
014	Sub-total	10,335.86	12,235.18
015	**Amount payable**	**0.00**	**0.00**
016	- from subsidiaries	0.00	0.00
017	- from joint ventures	7,448,750.97	23,426,864.42
018	- from key managerial personnel	0.00	0.00
019	- from post employment benfit plans	0.00	0.00
020	- from others	0.00	0.00
021	Sub-total	7,448,750.97	23,426,864.42
022		0.00	0.00

GADARWARA

BALANCE SHEET **(Amount in ₹)**

	As at	Note	31.03.2023	31.03.2022
001	**ASSETS**		**0.00**	**0.00**
002			**0.00**	**0.00**
003	**NON-CURRENT ASSETS**		**0.00**	**0.00**
004	PROPERTY, PLANT & EQUIPMENT	2	115,213,931,419.98	119,163,935,534.52
005	CAPITAL-WORK-IN-PROGRESS	3	8,627,097,980.16	9,202,814,764.57
006	INVESTMENT PROPERTY		0.00	0.00
007	INTANGIBLE ASSETS	4	70,990,563.63	75,128,778.00
008	INTANGIBLE ASSETS UNDER DEVELOPMENT	5	0.00	0.00
009	**FINANCIAL ASSETS**		**0.00**	**0.00**
010	I) EQUITY INVESTMENTS IN SUBSIDIARIES AND JOINT VENTURES	6	0.00	0.00
011	II) OTHER INVESTMENTS	7	0.00	0.00
012	III) TRADE RECEIVABLES	8	0.00	0.00
013	IV) LOANS	9	55,821,033.47	70,611,886.17
014	V) OTHER FINANCIAL ASSETS	10	0.00	0.00
016	OTHER NON-CURRENT ASSETS	11	4,164,191,423.82	3,413,693,174.97
017	**TOTAL NON-CURRENT ASSETS**		**129,152,032,421.06**	**131,926,384,138.23**
018			**0.00**	**0.00**
019	**CURRENT ASSETS**		**0.00**	**0.00**
020	INVENTORIES	12	5,290,852,197.69	2,432,877,979.59
021	**FINANCIAL ASSETS**		**0.00**	**0.00**
022	I) OTHER INVESTMENTS	13	0.00	0.00
023	II) TRADE RECEIVABLES	14	0.00	0.00
024	III) CASH AND CASH EQUIVALENTS	15	0.00	0.00
025	IV) BANK BALANCES OTHER THAN CASH AND CASH EQUIVALENTS	16	0.00	0.00
026	V) LOANS	17	33,909,092.90	40,957,267.19
027	VI) OTHER FINANCIAL ASSETS	18	161,122,082.65	37,653,404.07
028	CURRENT TAX ASSETS (NET)		0.00	0.00
029			0.00	0.00
030	OTHER CURRENT ASSETS	19	2,987,050,502.97	1,290,131,289.79
031			0.00	0.00
032	**TOTAL CURRENT ASSEETS**		**8,472,933,876.21**	**3,791,619,960.64**
033	ASSETS CLASSIFIED AS HELD FOR SALE		0.00	0.00
036	REGULATORY DEFERRAL ACCOUNT DEBIT BALANCES	20	1,314,707,171.71	543,529,515.39
037	**TOTAL ASSETS**		**137,939,673,468.98**	**136,261,533,614.26**
038	**EQUITY AND LIABILITIES**		**0.00**	**0.00**
039	**EQUITY**		**0.00**	**0.00**
040	EQUITY SHARE CAPITAL	21	0.00	0.00
041	OTHER EQUITY	22	21,553,350,562.41	14,318,650,626.35
044	**TOTAL EQUITY**		**21,553,350,562.41**	**14,318,650,626.35**
045			0.00	0.00
046	**LIABILITIES**		**0.00**	**0.00**
047	**NON-CURRENT LIABILITIES**		**0.00**	**0.00**
048	**FINANCIAL LIABILITIES**		**0.00**	**0.00**
049	I) BORROWINGS	23	0.00	0.00

GADARWARA

BALANCE SHEET (Amount in ₹)

	As at	Note	31.03.2023	31.03.2022
050	II) LEASE LIABILITIES	23A	205,906,428.52	190,978,703.97
051	**III) TRADE PAYABLES**		**0.00**	**0.00**
052	- TOTAL OUTSTANDING DUES OF MICRO AND SMALL ENTERPRISES	24	2,804,126.20	905,314.65
053	- TOTAL OUTSTANDING DUES OF CREDITORS OTHER THAN MICRO AND SMALL ENTERPRISES	24	5,637,370.37	1,604,178.21
054	IV) OTHER FINANCIAL LIABILITIES	25	2,169,269.24	2,349,261.92
055	PROVISIONS	26	0.00	0.00
056	DEFERRED TAX LIABILITIES (NET)	27	0.00	0.00
057	OTHER NON-CURRENT LIABILITIES	28	0.00	0.00
058			**0.00**	**0.00**
059	**TOTAL NON-CURRENT LIABILITIES**		**216,517,194.33**	**195,837,478.95**
060			**0.00**	**0.00**
061	**CURRENT LIABILITIES**		**0.00**	**0.00**
062	**FINANCIAL LIABILITIES**		**0.00**	**0.00**
063	I) BORROWINGS	29	0.00	0.00
064	II) LEASE LIABILITIES	29A	18,654,925.11	17,036,704.76
065	**II) TRADE PAYABLES**		**0.00**	**0.00**
066	- TOTAL OUTSTANDING DUES OF MICRO AND SMALL ENTERPRISES	30	47,390,578.52	41,113,181.94
067	- TOTAL OUTSTANDING DUES OF CREDITORS OTHER THAN MICRO AND SMALL ENTERPRISES	30	4,493,552,373.42	1,032,163,138.34
068	III) OTHER FINANCIAL LIABILITIES	31	7,478,387,510.62	7,580,435,477.05
069	OTHER CURRENT LIABILITIES	32	243,073,281.35	175,172,442.05
070	PROVISIONS	33	204,983,951.12	252,435,480.10
071	CURRENT TAX LIABILITIES (NET)	34	0.00	0.00
072			**0.00**	**0.00**
073	**TOTAL CURRENT LIABILITIES**		**12,486,042,590.14**	**9,098,376,424.24**
074			**0.00**	**0.00**
077	DEFERRED REVENUE	35	989,451,000.00	302,717,000.00
078	REGULATORY DEFERRAL ACCOUNT CREDIT BALANCES	36	0.00	0.00
079	INTER UNIT ACCOUNTS		102,694,312,122.10	112,345,752,084.72
080			**0.00**	**0.00**
081	**TOTAL EQUITY AND LIABILITIES**		**137,939,673,468.98**	**136,261,533,614.26**
082	Significant Accounting Policies as per note 1	1	0.00	0.00
083			0.00	0.00
084	The Accompanying notes 1 to 44 form an integral part of these financial statements.		0.00	0.00
085			**0.00**	**0.00**

BRIJESH KUMAR PANDEY Digitally signed by BRIJESH KUMAR PANDEY Date: 2023.04.29 16:17:40 +05'30'
(Auditor Initial & Stamp)

UDIN : 23079186BGWVAV2288

NARENDER KUMAR CHATRATH Digitally signed by NARENDER KUMAR CHATRATH Date: 2023.04.27 15:08:21 +05'30'
(Head of Finance)

Kamlesh Soni Digitally signed by Kamlesh Soni Date: 2023.04.28 10:10:48 +05'30'
(Head of Unit)

GADARWARA

STATEMENT OF PROFIT AND LOSS **(Amount in ₹)**

	For the Year ended	Note	31.03.2023	31.03.2022
001	**Revenue**		**0.00**	**0.00**
002	Revenue from operations	37	63,801,257,306.56	46,368,921,052.80
003	Other income	38	245,799,046.48	207,329,968.38
005	**Total Income**		**64,047,056,353.04**	**46,576,251,021.18**
007	**Expenses**		**0.00**	**0.00**
008	Fuel including cost of captive coal	38A	39,005,259,977.86	24,107,530,610.32
009	Employee benefits expense	39	989,561,157.06	1,070,490,291.56
010	Electricity purchased for trading		0.00	0.00
011	Finance costs	40	5,799,374,261.69	5,259,397,659.43
012	Depreciation and amortization expenses	41	6,237,422,923.84	6,256,724,460.19
013			0.00	0.00
014	Other expenses	42	4,992,641,666.50	2,157,532,273.26
015	CC expenses charge to revenue		551,334,229.12	470,932,944.01
016	Less: Unit expenses transferred to CC		0.00	0.00
017	**Total expenses**		**57,575,613,415.87**	**39,322,608,438.77**
020	**Profit before exceptional items & tax**		**6,471,442,937.17**	**7,253,642,582.33**
021	Exceptional items		0.00	0.00
024	**Profit before tax**		**6,471,442,937.17**	**7,253,642,582.33**
027	**Tax expense:**		**0.00**	**0.00**
028	Current tax		0.00	0.00
031	Deferred tax		0.00	0.00
034			0.00	0.00
035	**Total Tax expense**		**0.00**	**0.00**
036	**Profit for the period before regulatory deferral account balances**		**6,471,442,937.17**	**7,253,642,582.33**
037	**Movement in regulatory deferral account balances**		**0.00**	**0.00**
038	Regulatory deferred account - deferred		0.00	0.00
039	Others		771,177,656.32	-502,074,215.55
040	Tax impact on Regulatory deferral account balances		0.00	0.00
041	**Movement in Regulatory deferrall account balances (Net of Tax)**		**771,177,656.32**	**-502,074,215.55**
042	**Profit for the period/ year**		**7,242,620,593.49**	**6,751,568,366.78**
055	**Other comprehensive income**		**0.00**	**0.00**
056	**(A) Items that will not be reclassified to profit or loss**		**0.00**	**0.00**
057	- Net gains/(losses) on fair value of equity instruments through other comprehensive income		0.00	0.00
058	Income tax on above that will not be reclassified to profit or loss		0.00	0.00
059	- Net actuarial gains/(losses) on defined benefit plans		-8,120,657.43	-4,819,224.65
060	Income tax on above that will not be reclassified to profit or loss		0.00	0.00
064			0.00	0.00
065	**Other comprehensive income for the year, net of income tax**		**-8,120,657.43**	**-4,819,224.65**
070			0.00	0.00
071			0.00	0.00
072	**Total Comprehensive Income for the year**		**7,234,499,936.06**	**6,746,749,142.13**

GADARWARA

STATEMENT OF PROFIT AND LOSS **(Amount in ₹)**

	For the Year ended	Note	31.03.2023	31.03.2022
086			0.00	0.00
087	**Earnings per equity share:**		**0.00**	**0.00**
088	Basic & Diluted		0.00	0.00
089	Significant Accounting Policies		0.00	0.00
090			0.00	0.00
091	The accompanying notes 1 to 44 form an integral part of these financial statements.		0.00	0.00

BRIJESH KUMAR PANDEY
Digitally signed by BRIJESH KUMAR PANDEY
Date: 2023.04.26 16:18:25 +05'30'

(Auditor Initial & Stamp)

NARENDER KUMAR CHATRATH
Digitally signed by NARENDER KUMAR CHATRATH
Date: 2023.04.27 13:09:46 +05'30'

(Head of Finance)

Kamlesh Soni
Digitally signed by Kamlesh Soni
Date: 2023.04.28 10:12:13 +05'30'

(Head of Unit)

UDIN : 23079186BGWVAV2288

GADARWARA

OTHER COMPREHENSIVE INCOME **(Amount in ₹)**

	For the Year ended	31.03.2023	31.03.2022
001		0.00	0.00
002	**Other comprehensive income**	**0.00**	**0.00**
003	**(A) Items that will not be reclassified to profit or loss**	**0.00**	**0.00**
004	- Net gains/(losses) on fair value of equity instruments through other comprehensive income	0.00	0.00
005	Income tax on above that will not be reclassified to profit or loss	0.00	0.00
006	- Net acturial gains/(losses) on defined benefit plans	-8,120,657.43	-4,819,224.65
007	Income tax on above that will not be reclassified to profit or loss	0.00	0.00
008		0.00	0.00
009	(B) Items that will be reclassified to profit or loss	0.00	0.00
010	Income tax relating to above items that will be reclassified to profit or loss	0.00	0.00
011		0.00	0.00
012	**Other comprehensive income for the year, net of income tax**	**-8,120,657.43**	**-4,819,224.65**
013		0.00	0.00
014	**Total comprehensive income for the year (A+B)**	**-8,120,657.43**	**-4,819,224.65**

Note forming part of Balance Sheet
Note 2 : Property, Plant And Equipment
Business Area :1049

(Amount in Rupees)

Asset Class	Opening Gross Block As At 01.04.2022	Additions	Deductions/ Adjustments	Closing Gross Block As At 31.03.2023	Opening Depreciation As At 01.04.2022	Additions	Deductions/ Adjustments	Closing Depreciation As At 31.03.2023	Net Block As At 31.03.2023	Net Block As At 31.03.2022
1 TANGIBLE ASSETS	0.00	0.00	0.00	0.00	0.00	0.00	0.00	0.00	0.00	0.00
2 Land : (including development expenses)	0.00	0.00	0.00	0.00	0.00	0.00	0.00	0.00	0.00	0.00
3 Freehold	3939116920.82	0.00	0.00	3939116920.82	0.00	0.00	0.00	0.00	3939116820.82	3939116920.82
4 Right of Use	550232755.92	0.00	0.00	550232755.92	63023319.65	22245389.63	0.00	85268709.28	464964046.64	487209436.27
5 Submergence	0.00	0.00	0.00	0.00	0.00	0.00	0.00	0.00	0.00	0.00
6 Right of use - Coal Bearing Area Land	0.00	0.00	0.00	0.00	0.00	0.00	0.00	0.00	0.00	0.00
7 Roads,bridges, culverts & helipads	1410612084.03	41688792.93	0.00	1452300876.96	124852208.82	48287516.06	0.00	173139724.88	1279161152.08	1285759875.21
8 Building :	0.00	0.00	0.00	0.00	0.00	0.00	0.00	0.00	0.00	0.00
9 Freehold	0.00	0.00	0.00	0.00	0.00	0.00	0.00	0.00	0.00	0.00
10 Main plant	3045410886.26	64644657.28	0.00	3110055523.54	279999065.47	103322583.41	0.00	383321648.88	2726733874.66	2765411800.79
11 Others	4793743160.44	128520352.67	0.00	4922263513.11	362686538.14	175693549.27	0.00	538382087.41	4383881425.70	4431054622.30
12 Right of Use	0.00	0.00	0.00	0.00	0.00	0.00	0.00	0.00	0.00	0.00
13 Temporary erection	1456372.20	0.00	0.00	1456372.20	1456372.20	0.00	0.00	1456372.20	0.00	0.00
14 Water Supply, drainage & sewerage system	54490888.06	0.00	0.00	54490888.06	9654865.44	2155861.77	0.00	11810727.21	42680160.85	44836022.62
15 Hydraulic works, barrages, dams, tunnels and power channel	0.00	0.00	0.00	0.00	0.00	0.00	0.00	0.00	0.00	0.00
16 MGR track and signalling system	11376422100.90	1437386127.98	(7068869.00)	12806741359.88	1073666997.52	630829704.14	(932826.72)	1703563874.94	11103177484.94	10302755103.38
17 Railway siding	0.00	0.00	0.00	0.00	0.00	0.00	0.00	0.00	0.00	0.00
18 Earth dam reservoir	229296692.27	0.00	0.00	229296692.27	32573865.93	12279757.28	0.00	44853623.21	184443069.06	196722826.34
19 Plant and machinery(including associated civil works) Owned Asset	105341860782.99	559561116.98	775621759.77	106677043659.74	12104422294.89	5886974651.83	(4161714.65)	17987235232.07	88689808427.67	93237438488.10

Note forming part of Balance Sheet
Note 2 : Property, Plant And Equipment
Business Area :1049

(Amount in Rupees)

Asset Class	Opening Gross Block As At 01.04.2022	Additions	Deductions/ Adjustments	Closing Gross Block As At 31.03.2023	Opening Depreciation As At 01.04.2022	Additions	Deductions/ Adjustments	Closing Depreciation As At 31.03.2023	Net Block As At 31.03.2023	Net Block As At 31.03.2022
20 Plant and machinery(including associated civil works) -Right of use Asset	0.00	0.00	0.00	0.00	0.00	0.00	0.00	0.00	0.00	0.00
21 Furniture and fixtures	476104662.88	13396429.30	(0.01)	489501092.17	85997887.08	30357178.17	(0.01)	116355065.24	373146026.93	390106775.80
22 Assets under 5 Km Scheme	0.00	0.00	0.00	0.00	0.00	0.00	0.00	0.00	0.00	0.00
23 Vehicles including speedboats / helicopter-Owned	548758.00	0.00	0.00	548758.00	212380.47	52675.11	0.00	265055.58	283702.42	336377.53
24 Vehicles including speedboats / helicopter - Leased	0.00	0.00	0.00	0.00	0.00	0.00	0.00	0.00	0.00	0.00
25 Office equipment	84307137.21	26339772.12	0.00	110646909.33	27488629.72	9661493.98	0.00	37150123.70	73496785.63	56818507.49
26 EDP, WP machines and satcom equipment	50313580.94	14008466.00	(6430564.90)	57891482.04	29216312.83	7008936.56	(6430564.90)	29794684.49	28096797.55	21097268.11
27 Construction equipments	129689526.85	5809999.60	0.00	135499526.45	28471915.00	11208500.27	0.00	39680415.27	95819111.18	101217611.85
28 Electrical Installations	2057594586.58	10237121.75	0.00	2067831708.33	248649920.31	104149823.74	0.00	352799744.05	1715031964.28	1808944666.27
29 Communication equipments	26317158.19	30888634.07	0.00	57205792.26	8726557.36	6644594.59	0.00	15371151.95	41834640.31	17590600.83
30 Hospital equipments	9808013.00	177398.57	0.00	9985411.57	2795782.93	1421106.95	0.00	4216889.88	5768521.69	7012230.07
31 Laboratory and workshop equipments	82201334.97	277575.00	0.00	82478909.97	11694934.23	4290984.56	0.00	15985918.79	66492991.18	70506400.74
32 Capital expenditure on assets not owned by the Company	0.00	0.00	0.00	0.00	0.00	0.00	0.00	0.00	0.00	0.00
33 Assets of Government	0.00	0.00	0.00	0.00	0.00	0.00	0.00	0.00	0.00	0.00

Note forming part of Balance Sheet
Note 2 : Property, Plant And Equipment
Business Area :1049

(Amount in Rupees)

Asset Class	Opening Gross Block As At 01.04.2022	Additions	Deductions/ Adjustments	Closing Gross Block As At 31.03.2023	Opening Depreciation As At 01.04.2022	Additions	Deductions/ Adjustments	Closing Depreciation As At 31.03.2023	Net Block As At 31.03.2023	Net Block As At 31.03.2022
34 Less:Grants from Government	0.00	0.00	0.00	0.00	0.00	0.00	0.00	0.00	0.00	0.00
35 Less: Recoverable from GOI	0.00	0.00	0.00	0.00	0.00	0.00	0.00	0.00	0.00	0.00
36 Assets for ash utilisation	0.00	2041929.54	0.00	2041929.54	0.00	5683.61	0.00	5683.61	2036245.93	0.00
37 (Less):-Adjusted from fly ash utilisation reserve fund	0.00	2041929.54	0.00	2041929.54	0.00	0.00	0.00	0.00	2041929.54	0.00
38 Site Restoration Cost	0.00	0.00	0.00	0.00	0.00	0.00	0.00	0.00	0.00	0.00
39 Mining Properties	0.00	0.00	0.00	0.00	0.00	0.00	0.00	0.00	0.00	0.00
Grand Total (Tangible)	133659527382.51	2332936444.25	762124325.86	136754588152.62	14495591847.99	7056589990.93	(11525106.28)	21540656732.64	115213931419.98	119163935534.52
Grand Total Prev Year (Tangible)	132269259200.90	1591668077.60	(201399895.99)	133659527382.51	7895018542.32	6876556607.36	(275983301.69)	14495591847.99	119163935534.52	124374240658.58

Note forming part of Balance Sheet
Note 2 : Property, Plant And Equipment
Business Area :1049

(Amount in Rupees)

Details of Adjustments of Gross Block and Depreciation/Amortization				
Particulars	**Gross Block**		**Depreciation/Amortization**	
	Tangible As At: 31.03.2023	**Tangible As At: 31.03.2022**	**Tangible As At: 31.03.2023**	**Tangible As At: 31.03.2022**
Disposal of assets	(6177099.30)	0.00	(6177099.30)	0.00
Retirement of assets	(39396576.19)	(337600968.36)	(5094541.38)	(275467261.00)
Cost adjustments	807951466.95	135619992.76	0.00	0.00
Assets capitalised with retrospective effect / Write back of excess capitalisation	0.00	0.00	0.00	0.00
Depreciation on construction equipment capitalised as EDC	0.00	0.00	0.00	0.00
Prior Period Depreciation due to Assets capitalised with retrospective effect / Write back of excess capitalisation	0.00	0.00	0.00	0.00
Special Depreciation (As per New Policy)	0.00	0.00	0.00	0.00
Transfer in /out because of Inter Unit transfers	(253465.60)	581079.61	(253465.60)	(516040.69)
Others	0.00	0.00	0.00	0.00
TOTAL	**762124325.86**	**(201399895.99)**	**(11525106.28)**	**(275983301.69)**

Note:- Additions during the year includes capital expenditure towards CSR (in Rs.) : 0.00

Note forming part of Balance Sheet
Note 3: Capital-Work-in-Progress
Business Area: GADARWARA

(Amount in Rupees)

Sl No	Asset Class	As At 01.04.2022	Addition	Deduction/ Adjustment	Capitalized	As At 31.03.2023
	1	2	3	4	5	6
1	CAPITAL WORK-IN-PROGRESS					
2	Development of land	21023726.25		(21023726.25)		
3	Roads, bridges, culverts & helipads		41688792.93	(41688792.93)		
4	Piling and foundation					
5	Buildings :					
6	Main plant		50721726.25	(50721726.25)		
7	Others	121050364.29	62466967.84	(71271519.40)	67790895.33	44454917.40
8	Temporary erection		712892.33			712892.33
9	Water supply, drainage and sewerage system		1263193.65			1263193.65
10	Hydraulic works, barrages, dams, tunnels and power channel					
11	MGR track and signalling system		1437386127.98	(1437386127.98)		
12	Railway siding	1491422535.24		(1238633363.64)		252789171.60
13	Earth dam reservoir					
14	Plant and equipment	7127420598.76	1079936732.76	(239142655.40)	7945277.16	7960269398.96
15	Furniture and fixtures			2725615.88	2725615.88	
16	Vehicles					
17	Office equipment	1125000.25		(0.25)	1125000.00	
18	EDP/WP machines & satcom equipment	7322171.45	1142594.00	(2130791.45)	6333974.00	
19	Construction equipments		4572000.26			4572000.26
20	Electrical installations	1138983.57	46983652.13	(23334832.63)		24787803.07
21	Communication equipment	8083223.30	16689101.01	(0.07)	14035364.30	10736959.94
22	Hospital equipments		17399.71			17399.71
23	Laboratory and workshop equipments		1524924.00		118000.00	1406924.00
24	Assets under 5Km Scheme of the GOI					
25	Capital expenditure on assets not owned by the company					
26	Expenditure towards development of coal mines					
27	Survey,Investigation,Consultancy & Supervision Cha					
28	Difference in exchange on foreign currency loans					

Note forming part of Balance Sheet
Note 3: Capital-Work-in-Progress
Business Area: GADARWARA

(Amount in Rupees)

Sl No	Asset Class	As At 01.04.2022	Addition	Deduction/ Adjustment	Capitalized	As At 31.03.2023
	1	2	3	4	5	6
29	Expenditure towards diversion of forest land					
30	Pre-commissioning expenses (net)					
31	ExpPendAlloca-oth ex attribut Project					
32	Expenditure During Construction Period (net)*		456890946.74	(1182594.00)		455708352.74
33	LESS : Allocated to related works		455708352.74			455708352.74
34	LESS : Provision for Unservicable works					
35	**Construction stores (At Cost)**					
36	Steel	303634666.56	22716645.59	(41613136.09)		284738176.06
37	Cement	36011020.59	9433068.00	(34538686.23)		10905422.36
38	Others	162077011.31	22575051.65	(74020611.14)		110631451.82
39	**Sub-total**	**501722698.46**	**54724785.24**	**(150172433.46)**		**406275050.24**
40	LESS : Provision for shortages	77494537.00		2693194.00		80187731.00
41	**Sub-total**	**424228161.46**	**54724785.24**	**(152865627.46)**		**326087319.24**
42	**Total CWIP**	**9202814764.57**	**2801013484.09**	**(3276656141.83)**	**100074126.67**	**8627097980.16**
43						
44						
45	**PREVIOUS YEAR TOTAL**	**7609252234.00**	**3498021289.33**	**(1316709495.39)**	**189638670.75**	**9202814764.57**

Note:- Additions during the year includes capital expenditure towards CSR (in Rs.) : 0.00

Note forming part of Balance Sheet
Note-4 Non Current Assets- Intangible Assets
Business Area :1049

(Amount in Rupees)

Asset Class	Opening Gross Block As At 01.04.2022	Additions	Deductions/ Adjustments	Closing Gross Block As At 31.03.2023	Opening Depreciation As At 01.04.2022	Additions	Deductions/ Adjustments	Closing Depreciation As At 31.03.2023	Net Block As At 31.03.2023	Net Block As At 31.03.2022
INTANGIBLE ASSETS	0.00	0.00	0.00	0.00	0.00	0.00	0.00	0.00	0.00	0.00
1 Right to Use- Land	81658041.00	0.00	0.00	81658041.00	7906217.55	3277858.82	0.00	11184076.37	70473964.63	73751823.45
2 -Others	0.00	0.00	0.00	0.00	0.00	0.00	0.00	0.00	0.00	0.00
3 -Software	11000577.57	0.00	0.00	11000577.57	9623623.02	860355.55	0.00	10483978.57	516599.00	1376954.55
Grand Total (Intangible)	92658618.57	0.00	0.00	92658618.57	17529840.57	4138214.37	0.00	21668054.94	70990563.63	75128778.00
Grand Total Prev Year (Intangible)	87420606.57	5238012.00	0.00	92658618.57	12232642.40	5297198.17	0.00	17529840.57	75128778.00	75187964.17

545

Note forming part of Balance Sheet
Note-4 Non Current Assets- Intangible Assets
Business Area :1049

(Amount in Rupees)

Details of Adjustments of Gross Block and Depreciation/Amortization				
Particulars	**Gross Block**		**Depreciation/Amortization**	
	InTangible As At: 31.03.2023	**InTangible As At: 31.03.2022**	**InTangible As At: 31.03.2023**	**InTangible As At: 31.03.2022**
Disposal of assets	0.00	0.00	0.00	0.00
Retirement of assets	0.00	0.00	0.00	0.00
Cost adjustments	0.00	0.00	0.00	0.00
Assets capitalised with retrospective effect / Write back of excess capitalisation	0.00	0.00	0.00	0.00
Depreciation on construction equipment capitalised as EDC	0.00	0.00	0.00	0.00
Prior Period Depreciation due to Assets capitalised with retrospective effect / Write back of excess capitalisation	0.00	0.00	0.00	0.00
Special Depreciation (As per New Policy)	0.00	0.00	0.00	0.00
Transfer in /out because of Inter Unit transfers	0.00	0.00	0.00	0.00
Others	0.00	0.00	0.00	0.00
TOTAL	**0.00**	**0.00**	**0.00**	**0.00**

Note:- Additions during the year includes capital expenditure towards CSR (in Rs.) : 0.00

Note forming part of Balance Sheet
Note 5: Intangible Assets under Development
Business Area: GADARWARA

(Amount in Rupees)

Sl No	Asset Class	As At 01.04.2022	Addition	Deduction/ Adjustment	Capitalized	As At 31.03.2023
	1	2	3	4	5	6
1	INTANGIBLE ASSETS UNDER DEVELOPMENT					
2	Software					
3	Right to use Others					
4	Exploration and Evaluation Expenditure - Coal Mini					
5	Exploratory wells-in-progress					
6	**Less: Provision for exploratory wells-in-progress**					
7	**Total**					
8	**PREVIOUS YEAR TOTAL-I**					

Note:- Additions during the year includes capital expenditure towards CSR (in Rs.) : 0.00

547

NOTE NO. 6 TO THE FS-NCA-EQUITY INVESTMENTS IN SUBSIDIARIES AND JOINT VENTURES (Amount in ₹)

	As at	No. of shares	Face value	31.03.2023	31.03.2022
001	**NON CURRENT INVESTMENTS-INVESTMENTS IN SUBSIDIARIES AND JOINT VENTURES**			**0.00**	**0.00**
012	**EQUITY INSTRUMENTS - UNQUOTED-(FULLY PAID UP UNLESS OTHERWISE STATED, AT COST)**			**0.00**	**0.00**
013	**SUBSIDIARY COMPANIES**			**0.00**	**0.00**
014	PATRATU VIDYUT UTPADAN NIGAM LTD.			0.00	0.00
015	NTPC ELECTRIC SUPPLY COMPANY LTD.			0.00	0.00
016	NTPC VIDYUT VYAPAR NIGAM LTD.			0.00	0.00
017	NABINAGAR POWER GENERATING COMPANY LTD.			0.00	0.00
018	KANTI BIJLEE UTPADAN NIGAM LTD.			0.00	0.00
019	BHARTIYA RAIL BIJLEE COMPANY LTD.			0.00	0.00
020	NTPC MINING LTD (NML)			0.00	0.00
021	THDC INDIA LTD.			0.00	0.00
022	NEEPCO LTD.			0.00	0.00
023	NTPC EDMC Waste Solutions Pvt Ltd			0.00	0.00
024	NTPC Renewables Energy Ltd			0.00	0.00
025	Ratnagiri Gas & Power Pvt. Limited (RGPPL)			0.00	0.00
026	NTPC Green Energy Limited			0.00	0.00
027	Green Valley Renewable Energy Limited			0.00	0.00
028				0.00	0.00
029				0.00	0.00
030	**SUB TOTAL**			**0.00**	**0.00**
055	**JOINT VENTURE COMPANIES**			**0.00**	**0.00**
056	Utility Powertech Ltd.			0.00	0.00
057	NTPC GE Power Services Pvt.Ltd.			0.00	0.00
058	NTPC-SAIL Power Company Ltd.			0.00	0.00
059	NTPC-Tamil Nadu Energy Company Ltd.			0.00	0.00

NOTE NO. 6 TO THE FS-NCA-EQUITY INVESTMENTS IN SUBSIDIARIES AND JOINT VENTURES (Amount in ₹)

	As at	No. of shares	Face value	31.03.2023	31.03.2022
060	Ratnagiri Gas & Power Pvt. Limited (RGPPL)			0.00	0.00
061	ARAVALI POWER COMPANY PRIVATE LTD.			0.00	0.00
062	Jhabua Power Ltd.			0.00	0.00
063	NTPC BHEL POWER PROJECTS PRIVATE LTD.			0.00	0.00
064	MEJA URJA NIGAM PRIVATE LIMITED			0.00	0.00
065	BF-NTPC ENERGY SYSTEMS LTD.			0.00	0.00
066				0.00	0.00
067	NABINAGAR POWER GENERATING COMPANY LTD.			0.00	0.00
068	TRANSFORMER AND ELECTRICAL KERALA LTD.			0.00	0.00
069	NATIONAL HIGH POWER TEST LABORTORY PRIVATE LTD.			0.00	0.00
070				0.00	0.00
071	CIL NTPC URJA PRIVATE LTD.			0.00	0.00
072	ANUSHAKTI VIDHYUT NIGAM LTD.			0.00	0.00
073	ENERGY EFFICIENCY SERVICES LTD.			0.00	0.00
074				0.00	0.00
075	TRINCOMALEE POWER COMPANY LTD.			0.00	0.00
076	BANGLADESH-INDIA FRIENDSHIP POWER COMPANY (PVT.) LTD.			0.00	0.00
077	HINDUSTAN URVARAK & RASAYAN LIMITED			0.00	0.00
078	KONKAN LNG LTD.			0.00	0.00
081	**SUB TOTAL**			**0.00**	**0.00**
109	AGGREGATE AMOUNT OF IMPAIRMENT IN THE VALUE OF INVESTMENTS			0.00	0.00
110	TOTAL (NET OF IMPAIRMENT) OF JV			0.00	0.00
111	**Gross Total of Investments**			**0.00**	**0.00**
134	**Total**			**0.00**	**0.00**
135	Details of Investments			0.00	0.00
136	Aggregate amount of Unquoted Investments			0.00	0.00

NOTE NO. 6 TO THE FS-NCA-EQUITY INVESTMENTS IN SUBSIDIARIES AND JOINT VENTURES (Amount in ₹)

	As at	No. of shares	Face value	31.03.2023	31.03.2022
141				0.00	0.00
142				0.00	0.00
143				0.00	0.00
144				0.00	0.00
145				0.00	0.00
153	Valuation of Investments as per Note 1			0.00	0.00
154				0.00	0.00
202				0.00	0.00
233				0.00	0.00

NOTE NO. 7 TO THE FS-NCA-OTHER INVESTMENTS

(Amount in ₹)

	As at	No. of shares	Face value	31.03.2023	31.03.2022
001	Non-current financial assets (investments)			0.00	0.00
006	**Long Term - Trade**			**0.00**	**0.00**
007	**Equity Instruments (fully paid up-unless otherwise stated)**			**0.00**	**0.00**
008	**Quoted**			**0.00**	**0.00**
009	**JOINT VENTURE COMPANIES**			**0.00**	**0.00**
010	PTC India Ltd.			0.00	0.00
070	INTERNATIONAL COAL VENTURES PRIVATE LTD			0.00	0.00
075	BF-NTPC ENERGY SYSTEMS LTD.			0.00	0.00
098	Jhabua Power Limited-8.5% Non convertible debentures - private placement			0.00	0.00
110	COOPERATIVE SOCIETIES			0.00	0.00
111				0.00	0.00
112	**SUB TOTAL**			**0.00**	**0.00**
113	AGGREGATE AMOUNT OF IMPAIRMENT IN THE VALUE OF INVESTMENTS			0.00	0.00
115	**TOTAL**			**0.00**	**0.00**
120				0.00	0.00
146	NTPC EMPLOYEES CONSUMERS AND THRIFT CO-OPERATIVE SOCIETY LTD. KORBA			0.00	0.00
147	NTPC EMPLOYEES CONSUMERS AND THRIFT COOPERATIVE SOCIETY LTD. RSTPP			0.00	0.00
148	NTPC EMPLOYEES CONSUMERS COOPERATIVE SOCIETY LTD. FARAKKA			0.00	0.00
149	NTPC EMPLOYEES CONSUMERS COOPERATIVE SOCIETY LTD. VINDHYACHAL			0.00	0.00
150	NTPC EMPLOYEES CONSUMERS COOPERATIVE SOCIETY LTD. ANTA			0.00	0.00
151	NTPC EMPLOYEES CONSUMERS COOPERATIVE SOCIETY LTD. KAWAS			0.00	0.00
152	NTPC Employees Consumers Cooperative Society Ltd. Kaniha			0.00	0.00

GADARWARA

NOTE NO. 8 TO THE FS-NCA-TRADE RECEIVABLES **(Amount in ₹)**

	As at	31.03.2023	31.03.2022
001	Non-current financial assets - Trade receivables	0.00	0.00
002	UNSECURED, CONSIDERED GOOD	0.00	0.00
003	CREDIT IMPAIRED	0.00	0.00
004		0.00	0.00
006	**Total**	**0.00**	**0.00**

GADARWARA

NOTE NO. 9 TO THE FS-NCA-LOANS **(Amount in ₹)**

	As at	31.03.2023	31.03.2022
001	**LOANS (NON CURRENT)**	**0.00**	**0.00**
004	RELATED PARTIES	0.00	0.00
005	SECURED	0.00	0.00
006	UN-SECURED	0.00	0.00
007	WITH SIGNIFICANT INCREASE IN CREDIT RISK	0.00	0.00
008	CREDIT IMPAIRED	0.00	0.00
009		0.00	0.00
010	EMPLOYEES(INCLUDING ACCRUED INTEREST)	0.00	0.00
011	SECURED	44,473,536.21	53,235,178.54
012	UNSECURED	25,598,208.37	34,039,440.10
013	WITH SIGNIFICANT INCREASE IN CREDIT RISK	0.00	0.00
014	CREDIT IMPAIRED	0.00	0.00
015	LESS : EMPLOYEE LOANS DISCOUNTING	0.00	0.00
016	SECURED	11,260,492.39	12,431,353.08
017	UNSECURED	2,990,218.72	4,231,379.39
018	LOAN TO STATE GOVERNMENT IN SETTLEMENT OF DUES FROM CUSTOMERS (UNSECURED)	0.00	0.00
019	OTHERS	0.00	0.00
020	SECURED	0.00	0.00
021	UNSECURED	0.00	0.00
022	WITH SIGNIFICANT INCREASE IN CREDIT RISK	0.00	0.00
023	CREDIT IMPAIRED	0.00	0.00
024	LESS: ALLOWANCE FOR CREDIT IMPAIRED LOANS	0.00	0.00
026	**SUB TOTAL**	**55,821,033.47**	**70,611,886.17**
027		0.00	0.00
028	**TOTAL**	**55,821,033.47**	**70,611,886.17**
029		0.00	0.00
030		0.00	0.00
031	**Due from Directors and Officers of the Company**	**0.00**	**0.00**
032	Directors	0.00	0.00
033	Officers	0.00	0.00
034		**0.00**	**0.00**
035	**Loans to related parties include:**	**0.00**	**0.00**
036	i)Key management personel	0.00	0.00
037	ii)Subsidiary companies	0.00	0.00
038	iii)Joint Venture companies	0.00	0.00
039	iv)Others	0.00	0.00
040		**0.00**	**0.00**
055	Other loans represent loans given to	0.00	0.00
056	a) APIIC	0.00	0.00
061		0.00	0.00
062	RPD	0.00	0.00
063	i)Key management personel	0.00	0.00

NOTE NO. 9 TO THE FS-NCA-LOANS **(Amount in ₹)**

	As at	31.03.2023	31.03.2022
064	ii)Subsidiary companies	0.00	0.00
065	iii)Joint Venture companies	0.00	0.00
066	iv)Others	0.00	0.00
067	**Total**	**0.00**	**0.00**

NOTE NO. 10 TO THE FS-NCA-OTHER FINANCIAL ASSETS **(Amount in ₹)**

	As at	31.03.2023	31.03.2022
001	**Other Financial Assets (non current)**	**0.00**	**0.00**
002		0.00	0.00
003	**Share application money pending allotment in (Subsidiary Companies) :**	**0.00**	**0.00**
004	NTPC Electric Supply Company Ltd.	0.00	0.00
005	NTPC Vidyut Vyapar Nigam Ltd.	0.00	0.00
006	Nabinagar Power Generating Company Ltd.	0.00	0.00
007	Kanti Bijlee Utpadan Nigam Ltd.	0.00	0.00
008	Bhartiya Rail Bijlee Company Ltd.	0.00	0.00
009	Patratu Vidyut Utpadan Nigam Ltd.	0.00	0.00
010	NTPC Mining Limited	0.00	0.00
011	THDC Ltd.	0.00	0.00
012	NEEPCO Ltd	0.00	0.00
013		0.00	0.00
014	**Total**	**0.00**	**0.00**
015	**Share application money pending allotment (Joint Venture)**	**0.00**	**0.00**
016	Utility Powertech Ltd.	0.00	0.00
017	NTPC GE Power Services Pvt.Ltd.	0.00	0.00
018	NTPC-SAIL Power Company Ltd.	0.00	0.00
019	NTPC-Tamil Nadu Energy Company Ltd.	0.00	0.00
020	Ratnagiri Gas & Power Private Ltd.	0.00	0.00
021	Aravali Power Company Private Ltd.	0.00	0.00
022		0.00	0.00
023	NTPC BHEL Power Projects Private Ltd.	0.00	0.00
024	Meja Urja Nigam Private Limited	0.00	0.00
025	BF-NTPC Energy Systems Ltd.	0.00	0.00
026	Anushakti Vidhyut Nigam Ltd.	0.00	0.00
027	Nabinagar Power Generating Company Ltd.	0.00	0.00
028	Energy Efficiency Services Ltd.	0.00	0.00
029	National High Power Test Labortory Private Ltd.	0.00	0.00
030		0.00	0.00
031	CIL NTPC Urja Private Ltd.	0.00	0.00
032	Trincomalee Power Company Ltd.	0.00	0.00
033	Hindustan Urvarak & Rasayan Limited	0.00	0.00
034	Bangladesh-India Friendship Power Company Private Ltd.	0.00	0.00
035	**Sub Total**	**0.00**	**0.00**
036		0.00	0.00
037	Claims Recoverable	0.00	0.00
038	Finance Lease Recoverable	0.00	0.00
039	Mine Closure Deposit	0.00	0.00
040	Financial Deposit	0.00	0.00
041		0.00	0.00
042	**Total**	**0.00**	**0.00**

(Amount in ₹)

	As at	31.03.2023	31.03.2022
010		0.00	0.00

GADARWARA

NOTE NO. 11 TO THE FS-NCA-OTHER NON-CURRENT ASSETS **(Amount in ₹)**

	As at	31.03.2023	31.03.2022
001	**Other Non-current Assets**	**0.00**	**0.00**
002		**0.00**	**0.00**
003	**CAPITAL ADVANCES**	**0.00**	**0.00**
004	SECURED	0.00	0.00
005	Unsecured	0.00	0.00
006	COVERED BY BANK GUARANTEE	1,626,143,125.69	1,516,734,993.69
007	OTHERS	1,415,098,759.24	1,492,718,578.19
008	CONSIDERED DOUBTFUL	0.00	0.00
009	LESS: ALLOWANCE FOR BAD & DOUBTFUL ADVANCES	0.00	0.00
010	**Sub-Total**	**3,041,241,884.93**	**3,009,453,571.88**
011		0.00	0.00
012	Advances other than capital advances	0.00	0.00
013	SECURITY DEPOSITS	77,053,333.00	77,053,333.00
019	Advances to Related parties	0.00	0.00
022	**Advances to Contractors & Suppliers**	**0.00**	**0.00**
023	SECURED	0.00	0.00
024	UNSECURED	0.00	0.00
025	CONSIDERED DOUBTFUL	0.00	0.00
026	LESS: ALLOWANCE FOR BAD & DOUBTFUL ADVANCES	0.00	0.00
027	**Sub Total**	**77,053,333.00**	**77,053,333.00**
028	RECEIVABLE FROM MCP ESCROW A/C	0.00	0.00
029	Pre Paid expenses	5,366,249.88	0.00
039	ADVANCE TAX & TAX DEDUCTED AT SOURCE	679,103.18	527,632.78
040	LESS:- PROVISION FOR CURRENT TAX	0.00	0.00
041		0.00	0.00
042	**Sub Total**	**6,045,353.06**	**527,632.78**
043	DEFERRED PAYROLL EXPENSES (SECURED)	8,231,095.76	9,462,369.05
044	DEFERRED PAYROLL EXPENSES (UNSECURED)	2,077,757.07	3,107,268.26
045	**Sub Total**	**10,308,852.83**	**12,569,637.31**
046	DEFERRED FOREIGN CURRENCY FLUCTUATION ASSET	1,049,542,000.00	314,289,000.00
049		0.00	0.00
050	**Total**	**4,184,191,423.82**	**3,413,893,174.97**
051		0.00	0.00
052		0.00	0.00
062	Advances include amount due from the following Private Companies in which Directors of the Company are also Directors in such Companies	0.00	0.00
064		0.00	0.00
065	NTPC GE Power Services Pvt.Ltd.	0.00	0.00
066		0.00	0.00
067	Ratnagiri Gas & Power Private Ltd.	0.00	0.00
068	Aravali Power Company Private Ltd.	0.00	0.00
069	NTPC-SCCL Global Ventures Private Ltd.	0.00	0.00

GADARWARA

NOTE NO. 11 TO THE FS-NCA-OTHER NON-CURRENT ASSETS **(Amount in ₹)**

	As at	31.03.2023	31.03.2022
070	NTPC BHEL Power Projects Private Ltd.	0.00	0.00
071	Meja Urja Nigam Private Limited	0.00	0.00
072	Nabinagar Power Generating Company Ltd.	0.00	0.00
073	National High Power Test Labortory Private Ltd.	0.00	0.00
075	CIL NTPC Urja Private Ltd.	0.00	0.00
077		0.00	0.00
078	**Related Party (Adv)**	**0.00**	**0.00**
079	Key Management personel	0.00	0.00
080	Subsidiary companies	0.00	0.00
081	Joint Venture companies	0.00	0.00
082	Contractors	0.00	0.00
083	Others	0.00	0.00
085		0.00	0.00
086	**Total**	**0.00**	**0.00**

GADARWARA

NOTE NO. 12 TO THE FS-CA-INVENTORIES **(Amount in ₹)**

	As at	31.03.2023	31.03.2022
001	**INVENTORIES**	**0.00**	**0.00**
002		**0.00**	**0.00**
003	Coal	3,156,115,233.72	789,655,427.61
004	Fuel oil	291,961,768.75	173,689,881.76
005	Naphtha	0.00	0.00
006	Stores and spares	1,598,657,006.87	1,285,896,504.27
007	Chemicals & consumables	60,106,762.36	46,703,081.66
008	Loose tools	1,433,040.84	4,629,664.57
009	Steel Scrap	303,612.73	353,271.33
010	Others	198,121,076.42	132,639,509.39
011		0.00	0.00
012	**Sub Total**	**5,306,698,501.69**	**2,433,567,340.59**
013	Less: Provision for shortages	15,846,304.00	689,361.00
014	Less: Provision for obsolete/ unservicable/dimunition in value of surplus inventory	0.00	0.00
016		0.00	0.00
017	**Total**	**5,290,852,197.69**	**2,432,877,979.59**
018	**Inventories include material in transit**	**0.00**	**0.00**
019	Coal	226,006,937.44	219,368,791.00
020	Fuel oil	0.00	1,090,200.00
021	Naphtha	0.00	0.00
022	Stores and spares	477,344.67	3,217,465.86
023	Chemicals & consumables	94,094.80	1,279,411.47
024	Loose tools	0.00	0.00
025	Others	283,684.00	0.00
026		**0.00**	**0.00**
028	Inventory items other than steel scrap have been valued considering Note 1.	0.00	0.00

NOTE NO. 13 TO THE FS-CA-OTHER INVESTMENTS

(Amount in ₹)

	As at	No. of shares	Face value	31.03.2023	31.03.2022
001	**CURRENT INVESTMENTS**			**0.00**	**0.00**
002	**(Valuation as per Note 1)**			**0.00**	**0.00**
003	Jhabua Power Limited-8.5% Non convertible debentures - private placement			0.00	0.00
033	Investment in Mutual Funds (Details as under)			0.00	0.00
034	SBI-Magnum Insta Cash Fund-DDR			0.00	0.00
035	SBI Premier Liquid Fund Super-IP-DDR			0.00	0.00
036	SBI-SHF Ultra Short Term Fund-IP-DDR			0.00	0.00
037	UTI Money Market- IP-Direct-Growth			0.00	0.00
038	IDBI-Liquid plan- Direct-Growth			0.00	0.00
039	Canara Robeco Liquid Fund Super-IP-DDR			0.00	0.00
040	Canara Robeco Treasury Advantage Fund Super-IP-DDR			0.00	0.00
041	IDBI Liquid Fund-DDR			0.00	0.00
042	SBI Premier Liquid fund-Direct DDR (Ash Fund)			0.00	0.00
043	UTI Liquid CashPlan - IP - DDR (Ash Funds)			0.00	0.00
044	IDBI Liquid Fund - DDR - (Ash Funds)			0.00	0.00
045	Baroda Liquid Fund - Direct - Growth			0.00	0.00
046				0.00	0.00
047	**Sub Total**			**0.00**	**0.00**
048				**0.00**	**0.00**
052	**Unquoted Investments**			**0.00**	**0.00**
054				0.00	0.00
066	**TOTAL**			**0.00**	**0.00**
067				0.00	0.00

NOTE NO. 14 TO THE FS-CA-TRADE RECEIVABLES **(Amount in ₹)**

	As at	31.03.2023	31.03.2022
001	**TRADE RECEIVABLES (current)***	**0.00**	**0.00**
002		0.00	0.00
003	Secured,Considered Good	0.00	0.00
004	Unsecured , considered good	0.00	0.00
005	Credit impaired	0.00	0.00
006	Unbilled Revenue	0.00	0.00
007	**Sub-Total**	**0.00**	**0.00**
008	**Total**	**0.00**	**0.00**
009	Less: Allowance for credit impaired receivables	0.00	0.00
010	**Total**	**0.00**	**0.00**
012	Less: Discom Clearing	0.00	0.00
014		0.00	0.00
015	**Grand Total**	**0.00**	**0.00**
016	Other Unsecured	0.00	0.00
017	Long-term trade receivables	0.00	0.00
018	TCS Clearing	0.00	0.00
019	Discom Clearing	0.00	0.00
228	**Trade Receivable**	**0.00**	**0.00**
230	Not due	0.00	0.00
231	Due	0.00	0.00
232	(i) Undisputed Trade receivables # considered good	0.00	0.00
233	(ii) Undisputed Trade Receivables # which have significant increase in credit risk	0.00	0.00
234	(iii) Undisputed Trade Receivables # credit impaired	0.00	0.00
235	(iv) Disputed Trade Receivables#considered good	0.00	0.00
236	(v) Disputed Trade Receivables # which have significant increase in credit risk	0.00	0.00
237	(vi) Disputed Trade Receivables # credit impaired	0.00	0.00
238	Unbilled	0.00	0.00
239	**Total**	**0.00**	**0.00**
240		0.00	0.00
241	**(i) Undisputed Trade receivables # considered good**	**0.00**	**0.00**
242	Less than 6 months	0.00	0.00
243	6 months -1 year	0.00	0.00
244	1-2 years	0.00	0.00
245	2-3 years	0.00	0.00
246	More than 3 years	0.00	0.00
247	**Sub Total (I)**	**0.00**	**0.00**
248	**(ii) Undisputed Trade Receivables # which have significant increase in credit risk**	**0.00**	**0.00**
249	Less than 6 months	0.00	0.00
250	6 months -1 year	0.00	0.00
251	1-2 years	0.00	0.00
252	2-3 years	0.00	0.00

NOTE NO. 14 TO THE FS-CA-TRADE RECEIVABLES **(Amount in ₹)**

	As at	31.03.2023	31.03.2022
253	More than 3 years	0.00	0.00
254	**Sub Total (II)**	**0.00**	**0.00**
255	**(iii) Undisputed Trade Receivables -credit impaired**	**0.00**	**0.00**
256	Less than 6 months	0.00	0.00
257	6 months -1 year	0.00	0.00
258	1-2 years	0.00	0.00
259	2-3 years	0.00	0.00
260	More than 3 years	0.00	0.00
261	**Sub Total (III)**	**0.00**	**0.00**
262		0.00	0.00
263	**(iv) Disputed Trade Receivables#considered good**	**0.00**	**0.00**
264	Less than 6 months	0.00	0.00
265	6 months -1 year	0.00	0.00
266	1-2 years	0.00	0.00
267	2-3 years	0.00	0.00
268	More than 3 years	0.00	0.00
269	**Sub Total (IV)**	**0.00**	**0.00**
270	**(v) Disputed Trade Receivables # which have significant increase in credit risk**	**0.00**	**0.00**
271	Less than 6 months	0.00	0.00
272	6 months -1 year	0.00	0.00
273	1-2 years	0.00	0.00
274	2-3 years	0.00	0.00
275	More than 3 years	0.00	0.00
276	**Sub Total (V)**	**0.00**	**0.00**
277	**(vi) Disputed Trade Receivables # credit impaired**	**0.00**	**0.00**
278	Less than 6 months	0.00	0.00
279	6 months -1 year	0.00	0.00
280	1-2 years	0.00	0.00
281	2-3 years	0.00	0.00
282	More than 3 years	0.00	0.00
283	**Sub Total (VI)**	**0.00**	**0.00**
284	**Total**	**0.00**	**0.00**

GADARWARA

NOTE NO. 15 TO THE FS-CA-CASH AND CASH EQUIVALENTS **(Amount in ₹)**

	As at	31.03.2023	31.03.2022
001	**CASH & BANK BALANCES**	**0.00**	**0.00**
002	**Cash & Cash Equivalents**	**0.00**	**0.00**
003	Balances with Banks	0.00	0.00
004	Cheques & Drafts on hand	0.00	0.00
005	Cash on hand	0.00	0.00
006	Others (stamps in hand)	0.00	0.00
007	Bank deposits with original maturity upto three months	0.00	0.00
008	Balances with RBI	0.00	0.00
009		0.00	0.00
011	**Total**	**0.00**	**0.00**

GADARWARA

NOTE NO. 16 TO THE FS-CA-BANK BALANCES OTHER THAN CASH AND CASH EQUIVALENTS (Amount in ₹)

	As at	31.03.2023	31.03.2022
001	**Other Bank Balances**	**0.00**	**0.00**
002	Deposits with original maturity of more than three months but not more than twelve months	0.00	0.00
003	Earmarked balances with banks*	0.00	0.00
004	**SubTotal**	**0.00**	**0.00**
005	Interest accrued on deposits	0.00	0.00
006		0.00	0.00
008	**Total**	**0.00**	**0.00**
009		0.00	0.00
010	**Earmarked balances with banks consist of :**	**0.00**	**0.00**
011	Unpaid dividend account balance	0.00	0.00
012	Towards public deposit repayment reserve	0.00	0.00
013	Towards redemption of bonds due for repayment within one year	0.00	0.00
014	Security with Government/other authorities	0.00	0.00
015	Unpaid refund/interest account balance - Tax free bonds/ Bonus Debentures	0.00	0.00
016	Earmarked for RGGVY/DDUGJY/SAUBHAGYA Fund	0.00	0.00
017	Earmarked for Flyash Utilisation Reserve Fund	0.00	0.00
018	Deposits with original maturity upto three months as per court orders	0.00	0.00
019	Payment Security Scheme of MNRE NSM (NTPC)	0.00	0.00
020	Payment Security Scheme of MNRE NSM (NVVN)	0.00	0.00
021	Enforcement Directorate of Solar Plant(NVVN)	0.00	0.00
022	Bank guarantee Fund of MNRE (NVVN)	0.00	0.00
023	Others	0.00	0.00
024	Margin Money	0.00	0.00
025		0.00	0.00
026		0.00	0.00
027	**Sub-total**	**0.00**	**0.00**
031	**Total**	**0.00**	**0.00**
032		0.00	0.00
033	Bank deposits with original maturity of less than three months- other than earmarked	0.00	0.00
034	Bank deposits with original maturity of more than three months but not more than twelve months- other than earmarked	0.00	0.00
035	Earmarked bank balances (current account)	0.00	0.00

GADARWARA

NOTE NO. 17 TO THE FS-CA-LOANS **(Amount in ₹)**

	As at	31.03.2023	31.03.2022
001	**Current financial assets - Loans**	**0.00**	**0.00**
002	**Loans (current)-including interest accrued**	**0.00**	**0.00**
004	**Related Parties**	**0.00**	**0.00**
005	Secured	0.00	0.00
006	Un-Secured	0.00	0.00
007	With significant increase in Credit Risk	0.00	0.00
008	Credit impaired	0.00	0.00
009		**0.00**	**0.00**
010	**Employees**	**0.00**	**0.00**
011	Secured	10,046,590.74	12,121,901.59
012	Unsecured	23,862,502.16	28,835,385.60
013	With significant increase in Credit Risk	0.00	0.00
014	Credit impaired	0.00	0.00
015	Less : Employee Loans Discounting	0.00	0.00
016	**Loan to State Government in settlement of dues from customers (Unsecured)**	**0.00**	**0.00**
017		0.00	0.00
018	**Others**	**0.00**	**0.00**
019	Secured	0.00	0.00
020	Unsecured	0.00	0.00
021	With significant increase in Credit Risk	0.00	0.00
022	Credit impaired	0.00	0.00
023		**0.00**	**0.00**
024	Less: Allowance for credit impaired loans	0.00	0.00
026		0.00	0.00
027	**Total (Loans)**	**33,909,092.90**	**40,957,287.19**
028		**0.00**	**0.00**
029	**Due from Directors and Officers of the Company**	**0.00**	**0.00**
030	Directors	0.00	0.00
031	Officers	0.00	0.00
032		**0.00**	**0.00**
033	**Loans to related parties include:**	**0.00**	**0.00**
034	i)Key management personel	0.00	0.00
035	ii)Subsidiary companies	0.00	0.00
036	KBUNL	0.00	0.00
037	RGPPL	0.00	0.00
038	NVVN	0.00	0.00
039	iii)Joint Venture companies	0.00	0.00
040	iv)others	0.00	0.00
041		0.00	0.00
060	RPD	0.00	0.00
061	i)Key management personel	0.00	0.00
062	ii)Subsidiary companies	0.00	0.00
063	iii)Joint Venture companies	0.00	0.00
064	iv)Others	0.00	0.00
065		0.00	0.00

NOTE NO. 17 TO THE FS-CA-LOANS **(Amount in ₹)**

	As at	31.03.2023	31.03.2022
066	**Total**	**0.00**	**0.00**

GADARWARA

NOTE NO. 18 TO THE FS-CA-OTHER FINANCIAL ASSETS **(Amount in ₹)**

	As at	31.03.2023	31.03.2022
001	**Other Financial Assets (current)**	**0.00**	**0.00**
002		0.00	0.00
003	**ADVANCES**	**0.00**	**0.00**
004		**0.00**	**0.00**
005	**Related Parties**	**0.00**	**0.00**
006	Secured	0.00	0.00
007	Un-Secured	-441,340.86	-175,888.55
008	Considered doubtful	0.00	0.00
009		**0.00**	**0.00**
010	**Employees**	**0.00**	**0.00**
012	Unsecured	766,059.00	1,416,219.00
013	Considered Doubtful	0.00	0.00
014		**0.00**	**0.00**
020	**Others**	**0.00**	**0.00**
021	Secured	0.00	0.00
022	Unsecured	0.00	0.00
023	Considered Doubtful	0.00	0.00
024		**0.00**	**0.00**
025	Less: Allowance for bad & doubtful advances	0.00	0.00
026		**0.00**	**0.00**
033	**Total (Advances)**	**324,718.14**	**1,240,330.45**
044		**0.00**	**0.00**
045	**Claims Recoverable**	**0.00**	**0.00**
046	Secured	0.00	0.00
047	Unsecured, considered good	0.00	0.00
048	Considered Doubtful	0.00	0.00
049	Less:- Allowance for doubtful claims	0.00	0.00
050	Others-Claims Recoverable	0.00	0.00
051		**0.00**	**0.00**
052	Contract Asset- Revenue	159,662,435.66	34,764,150.66
053	Hedging cost recoverable from beneficiaries	0.00	0.00
054	Derivative MTM Asset	0.00	0.00
055	Finance Lease Receivable	0.00	0.00
056	Mine Closure Deposit	0.00	0.00
057	Financial Deposit	0.00	0.00
059	**Other Accrued Income**	**0.00**	**0.00**
060	Secured,Considered Good	0.00	0.00
061	Unsecured , considered good	1,134,928.85	1,648,922.96
062	Credit impaired	0.00	0.00
063		0.00	0.00
064	**Sub-Total**	**1,134,928.85**	**1,648,922.96**
065	Less: Allowance for credit impaired receivables	0.00	0.00
066	**Total**	**1,134,928.85**	**1,648,922.96**
067		0.00	0.00
068	Others*	0.00	0.00
070		0.00	0.00

NOTE NO. 18 TO THE FS-CA-OTHER FINANCIAL ASSETS **(Amount in ₹)**

	As at	31.03.2023	31.03.2022
071	**Total**	**161,122,082.65**	**37,653,404.07**
072	* Other include amount recoverable from contractors and other parties towards hire charges, rent/electricity etc.	0.00	0.00
073	**Advances to related parties include:**	**0.00**	**0.00**
074	i)Key management personel	0.00	0.00
075		0.00	0.00
076	iii)Joint Venture companies	0.00	0.00
077		0.00	0.00
078	v)Others	0.00	0.00
079		**0.00**	**0.00**
080	Advances include amount due from the following Private Companies in which Directors of the Company are also Directors in such Companies	0.00	0.00
081	Related Party (Adv)- Employee	0.00	0.00
082	Related Party (Adv)- Subsidiaries	-441,340.86	-175,888.55
083	Related Party (Adv)- Joint Ventures	0.00	0.00
084		0.00	0.00
085	Related Party (Adv)- Others	0.00	0.00
086		0.00	0.00
099		0.00	0.00
100		0.00	0.00
101	**Total**	**-441,340.86**	**-175,888.55**

GADARWARA

NOTE NO. 19 TO THE FS-CA-OTHER CURRENT ASSETS **(Amount in ₹)**

	As at	31.03.2023	31.03.2022
001	**OTHER CURRENT ASSETS**	**0.00**	**0.00**
002	Security Deposits (Unsecured)	0.00	0.00
003	Deposit with Customs, port trust & others*	2,035,047.00	560,000.00
004	**ADVANCES**	**0.00**	**0.00**
005		**0.00**	**0.00**
006	**Related Parties**	**0.00**	**0.00**
007	Secured	0.00	0.00
008	Un-Secured	0.00	0.00
009	Considered doubtful	0.00	0.00
010		**0.00**	**0.00**
011	**Employees(including imprest)**	**0.00**	**0.00**
012	Secured	0.00	0.00
013	Unsecured	94,845.50	58,000.00
014	Considered Doubtful	0.00	0.00
015		**0.00**	**0.00**
016	**Contractors & Suppliers**	**0.00**	**0.00**
017	Secured	0.00	0.00
018	Unsecured	2,427,389,957.53	1,209,259,759.47
019	Considered Doubtful	0.00	0.00
020		0.00	0.00
021	**Others****	**0.00**	**0.00**
022	Secured	0.00	0.00
023	Unsecured	14,024,223.06	6,182,281.32
024	Considered Doubtful	0.00	0.00
025	Less: Allowance for bad & doubtful advances	0.00	0.00
026	Receivable from MCP Escrow A/c	0.00	0.00
027	Deferred Payroll Expenses (Secured)	1,116,638.88	1,263,655.80
028	Deferred Payroll Expenses (Unsecured)	1,422,355.13	1,736,671.92
029	**Sub-total**	**2,538,994.01**	**3,000,327.72**
030	**Interest accrued on :**	**0.00**	**0.00**
031	Advances to contractors	8,796,871.00	1,337,234.00
032		**0.00**	**0.00**
033	**Claims Recoverable**	**0.00**	**0.00**
034	Secured	0.00	0.00
035	Unsecured, considered good	531,751,682.87	59,733,687.28
036	Considered Doubtful	0.00	0.00
037	Less:- Allowance for doubtful claims	0.00	0.00
038		**0.00**	**0.00**
039	Deferred premium on forward exchange contract/ Option Assets	0.00	0.00
041		0.00	0.00
042	Others	418,882.00	0.00
043		0.00	0.00
045	**Total (Other Current Assets)**	**2,987,050,502.97**	**1,280,131,289.79**
046	**Include Prepaid Expenses	14,024,223.06	6,182,281.32
047	*Includes sales tax/Entry tax/VAT deposited under protest with Sales Tax Authorities	0.00	0.00

GADARWARA

NOTE NO. 19 TO THE FS-CA-OTHER CURRENT ASSETS **(Amount in ₹)**

	As at	31.03.2023	31.03.2022
048	*Includes deposited with courts	0.00	0.00
049	*Includes deposited with LIC for annuity payments	0.00	0.00
050	* Includes deposits with WRD / against BG in r/o finance lease	0.00	0.00
051	Other include amount recoverable from contractors and other parties towards hire charges, rent/electricity etc.	0.00	0.00
053	**Advances to related parties include:**	**0.00**	**0.00**
054	i)Key management personel	0.00	0.00
055	ii)Subsidiary companies	0.00	0.00
056	iii)Joint Venture companies	0.00	0.00
057	Contractors	0.00	0.00
058	Others	0.00	0.00
059		0.00	0.00
060	Advances include amount due from the following Private Companies in which Directors of the Company are also Directors in such Companies	0.00	0.00
061		**0.00**	**0.00**
062		0.00	0.00
063	Related Party (Adv)- Employee	0.00	0.00
064	Related Party (Adv)- Subsidiaries	0.00	0.00
065	Related Party (Adv)- Joint Venture	0.00	0.00
066		0.00	0.00
067		0.00	0.00
068	**Total**	**0.00**	**0.00**
069		0.00	0.00

GADARWARA

NOTE NO. 20 TO THE FS--REGULATORY DEFERRAL ACCOUNT DEBIT BALANCES **(Amount in ₹)**

	As at	31.03.2023	31.03.2022
001	On account of Exchange Differences	1,314,707,171.71	530,710,947.39
002	On account of employee benefit exp	0.00	0.00
003	Regulatory deferred account - deferred	0.00	0.00
004	Deferred asset for ash transportation	0.00	12,818,568.00
005	Deferred asset for Arbitration Award	0.00	0.00
008		0.00	0.00
009	**Total**	**1,314,707,171.71**	**543,529,515.39**

GADARWARA

NOTE NO. 21 TO THE FS-EQUITY-EQUITY SHARE CAPITAL **(Amount in ₹)**

	As at	31.03.2023	31.03.2022
001	**SHARE CAPITAL**	**0.00**	**0.00**
002	**Equity Share Capital**	**0.00**	**0.00**
003	**Authorised**	**0.00**	**0.00**
004	16,60,00,00,000 equity shares of Rs.10/- each (Previous year 10,000,000,000 equity shares of Rs.10/- each)	0.00	0.00
005	**Issued,Subscribed and fully Paid-up**	**0.00**	**0.00**
006	9,69,66,66,134 equity shares of Rs.10/- (Pv. Year 9,894,557,280 equity shares of Rs.10/- each)	0.00	0.00
007		**0.00**	**0.00**
008	**Total**	**0.00**	**0.00**
009	During FY 2018-19, the company has issued 1,649,092,880 equity shares of Rs.10/- each as fully paid bonus shares	0.00	0.00
010	The holders of the equity shares are entitled to receive dividends as declared from time to time, and are entitled to one vote per share at meetings of the company.	0.00	0.00
011	Details of shareholders holding more than 5% shares in the company	0.00	0.00
012	- President of India	0.00	0.00
013	No. of Shares	0.00	0.00
014	% of holding	0.00	0.00
015	- Life Insurance Corporation of India/ICICI Prudential Mutual Fund	0.00	0.00
016	No. of Shares	0.00	0.00
017	% of holding	0.00	0.00

GADARWARA

NOTE NO. 22 TO THE FS-EQUITY-OTHER EQUITY **(Amount in ₹)**

	As at	31.03.2023	31.03.2022
001	RESERVE AND SURPLUS	0.00	0.00
002		**0.00**	**0.00**
003	**Capital Reserve**	**0.00**	**0.00**
004	As per last financial statements	0.00	0.00
006	Add : Grants received during the year	0.00	0.00
007	Add: Transfer from Surplus	0.00	0.00
008	Less: Write back during the year/period	0.00	0.00
009	Less: Adjustments during the year/period	0.00	0.00
010	**SUB-TOTAL**	**0.00**	**0.00**
011		0.00	0.00
017		0.00	0.00
018	**SECURITIES PREMIUM ACCOUNT**	**0.00**	**0.00**
019	AS PER LAST FINANCIAL STATEMENTS	0.00	0.00
020	ADD: ADDITIONS DURING THE YEAR/PERIOD	0.00	0.00
021	LESS: ADJUSTMENTS DURING THE YEAR/PERIOD	0.00	0.00
022	**SUB-TOTAL**	**0.00**	**0.00**
023	**BONDS REDEMPTION RESERVE**	**0.00**	**0.00**
024	AS PER LAST FINANCIAL STATEMENTS	0.00	0.00
025	ADD: TRANSFER FROM SURPLUS	0.00	0.00
026	LESS: TRANSFER TO SURPLUS ON REDEMPTION	0.00	0.00
027	LESS: ADJUSTMENTS DURING THE YEAR/ PERIOD	0.00	0.00
028	**SUB-TOTAL**	**0.00**	**0.00**
029	**CAPITAL REDEMPTION RESERVE**	**0.00**	**0.00**
030	As per last financial statements	0.00	0.00
031	Add: Transfer from Surplus	0.00	0.00
032	Less: Transfer to surplus on redemption	0.00	0.00
033	Less: Adjustments during the year/ period	0.00	0.00
034	**Sub-Total**	**0.00**	**0.00**
035	**Share Application money pending Allotment**	**0.00**	**0.00**
036	As per last financial statements	0.00	0.00
037	Add: Addition during the year	0.00	0.00
038	Less: Utlised for allotment during the year	0.00	0.00
039	Less: Adjustments during the year/ period	0.00	0.00
040	**SUB-TOTAL**	**0.00**	**0.00**
046	**FLY-ASH UTILISATION RESERVE FUND**	**0.00**	**0.00**
047	AS PER LAST FINANCIAL STATEMENTS	0.00	207,281.60
048	TRANSFERRED TO CC	0.00	0.00
049	ADD:TRANSFER FROM REVENUE FROM OPERATIONS	1,274,580.20	600,167.95
050	ADD:TRANSFER FROM OTHER INCOME	0.00	0.00
051	LESS: UTILISED DURING THE YEAR	0.00	0.00
052	TANGIBLE ASSETS	0.00	0.00
053	EMPLOYEE BENEFIT EXPENSES	0.00	0.00
054	GENERATION,ADMN. AND OTHER EXPENSES	1,274,580.20	807,449.55

NOTE NO. 22 TO THE FS-EQUITY-OTHER EQUITY **(Amount in ₹)**

	As at	31.03.2023	31.03.2022
055	TAX EXPENSES	0.00	0.00
056	**SUB-TOTAL**	**0.00**	**0.00**
057	Self Insurance Reserve	0.00	0.00
058	As per last financial statements	0.00	0.00
059	Add: Addition during the year	0.00	0.00
060	Less: Utlised for allotment during the year	0.00	0.00
061	Less: Adjustments during the year/ period	0.00	0.00
062	SUB-TOTAL	0.00	0.00
063	**SPECIAL ALLOWANCE RESERVE FUND**	**0.00**	**0.00**
064	AS PER LAST FINANCIAL STATEMENTS	0.00	0.00
065	ADD: ADDITION DURING THE YEAR	0.00	0.00
066	LESS: UTLISED FOR ALLOTMENT DURING THE YEAR	0.00	0.00
067	LESS: ADJUSTMENTS DURING THE YEAR/ PERIOD	0.00	0.00
068	**SUB-TOTAL**	**0.00**	**0.00**
069	**CORPORATE SOCIAL RESPONSIBILITY (CSR) RESERVE**	**0.00**	**0.00**
070	AS PER LAST FINANCIAL STATEMENTS	0.00	0.00
071	ADD : TRANSFER FROM SURPLUS	0.00	0.00
072	LESS:-WRITE BACK DURING THE YEAR	0.00	0.00
073	**SUB-TOTAL**	**0.00**	**0.00**
074	**GENERAL RESERVE**	**0.00**	**0.00**
075	AS PER LAST FINANCIAL STATEMENTS	0.00	0.00
076	ADD: TRANSFER FROM SURPLUS	0.00	0.00
077	LESS: TRANSFER TO SURPLUS	0.00	0.00
078	LESS: WRITE BACK DURING THE YEAR /PERIOD	0.00	0.00
079	LESS: ADJUSTMENTS DURING THE YEAR /PERIOD	0.00	0.00
080	**SUB-TOTAL**	**0.00**	**0.00**
081		**0.00**	**0.00**
082	**RETAINED EARNINGS**	**0.00**	**0.00**
083	AS PER LAST FINANCIAL STATEMENTS	14,348,419,172.12	7,596,850,805.34
084	ADD(LESS):-CHANGES IN ACCOUNTING POLICY / PRIOR PERIOD ERRORS	0.00	0.00
085	ADD(LESS):-PROFIT (LOSS) AFTER TAX FOR THE YEAR FROM STATEMENT OF PROFIT & LOSS	7,242,620,593.49	6,751,568,366.78
087	ADD: WRITE BACK FROM BOND REDEMPTION RESERVE	0.00	0.00
088	ADD: WRITE BACK FROM CAPITAL RESERVE	0.00	0.00
089	ADD: WRITE BACK FROM FOREIGN PROJECT RESERVE	0.00	0.00
090	ADD: WRITE BACK FROM CSR RESERVE	0.00	0.00
091	ADD: WRITE BACK FROM GENERAL RESERVE	0.00	0.00
093	LESS: TRANSFER TO BONDS REDEMPTION RESERVE	0.00	0.00

NOTE NO. 22 TO THE FS-EQUITY-OTHER EQUITY **(Amount in ₹)**

	As at	31.03.2023	31.03.2022
094	LESS: TRANSFER TO SPECIAL ALLOWANCE RESERVE FUND	0.00	0.00
095	LESS: TRANSFER TO FOREIGN PROJECT RESERVE	0.00	0.00
096	LESS:TRANSFER TO CAPITAL RESERVE	0.00	0.00
097	LESS:TRANSFER TO CSR RESERVE	0.00	0.00
098	LESS:TRANSFER TO GENERAL RESERVE	0.00	0.00
099	LESS:INTERIM DIVIDEND PAID	0.00	0.00
100	LESS:TAX ON INTERIM DIVIDEND PAID	0.00	0.00
101	LESS:FINAL DIVIDEND PAID	0.00	0.00
102	LESS:TAX ON FINAL DIVIDEND PAID	0.00	0.00
103	LESS: ISSUE OF BONUS DEBENTURE	0.00	0.00
104	LESS: TAX ON ISSUE OF BONUS DEBENTURE	0.00	0.00
105	**SUB-TOTAL**	**21,591,039,765.61**	**14,348,419,172.12**
110		0.00	0.00
111	**REMEASUREMENT OF DEFINED BENEFIT PLANS**	**0.00**	**0.00**
112	AS PER LAST FINANCIAL STATEMENTS	-29,568,545.77	-24,749,321.12
113	ADD/(LESS):- ACTUARIAL GAINS/LOSS THROUGH OCI	-8,120,657.43	-4,819,224.65
114	**SUB-TOTAL**	**-37,689,203.20**	**-29,568,545.77**
115		0.00	0.00
116	**FVTOCI Reserve**	**0.00**	**0.00**
117	AS PER LAST FINANCIAL STATEMENTS	0.00	0.00
118	ADD(LESS):-NET GAIN/LOSS OF EQUITY INSTRUMENTS THROUGH OCI	0.00	0.00
119	**Sub-Total**	**0.00**	**0.00**
120		**0.00**	**0.00**
121	**Total Other equity**	**21,553,350,562.41**	**14,318,850,626.35**
122		0.00	0.00
123		0.00	0.00
124		0.00	0.00
125		0.00	0.00
126		0.00	0.00
127		0.00	0.00
128		0.00	0.00

(Amount in ₹)

As at	31.03.2023	31.03.2022

NOTE NO. 23 TO THE FS-NCL-BORROWINGS **(Amount in ₹)**

	As at	31.03.2023	31.03.2022
001	**LONG TERM BORROWINGS**	**0.00**	**0.00**
002	**Bonds**	**0.00**	**0.00**
003	**Secured**	**0.00**	**0.00**
004	7.37 % Tax free secured non-cumulative non-convertible redeemable bonds-2015 of Rs. 1,000/- each redeemable at par in full on 5th October 2035 (Fifty Sixth Issue - Public Issue - Series 3A).	0.00	0.00
005	7.62 % Tax free secured non-cumulative non-convertible redeemable bonds-2015 of Rs. 1,000/- each redeemable at par in full on 5th October 2035 (Fifty Sixth Issue - Public Issue - Series 3 B).	0.00	0.00
006	8.61% Tax free secured non-cumulative non-convertible redeemable bonds of ₹ 10,00,000/- each redeemable at par in full on 4th March 2034 (Fifty First Issue C - Private Placement)	0.00	0.00
007	8.66% Tax free secured non-cumulative non-convertible redeemable bonds - 2013 of ₹ 1000/- each redeemable at par in full on 16th December 2033 (Fiftieth Issue - Public Issue - Series 3A)	0.00	0.00
008	8.91% Tax free secured non-cumulative non-convertible redeemable bonds - 2013 of ₹ 1000/- each redeemable at par in full on 16th December 2033 (Fiftieth Issue - Public Issue - Series 3B)	0.00	0.00
009	7.37% Secured non-cumulative non-convertible redeemable taxable bonds of Rs. 10,00,000/- each redeemable at par in full on 14th December 2031 (Sixty Sixth Issue - Private Placement)	0.00	0.00
010	7.49% Secured non-cumulative non-convertible redeemable taxable bonds of Rs. 10,00,000/- each redeemable at par in full on 7th November 2031 (Sixty Fourth Issue - Private Placement)	0.00	0.00
011	7.28 % Tax free secured non-cumulative non-convertible redeemable bonds-2015 of Rs. 1,000/- each redeemable at par in full on 5th October 2030 (Fifty Sixth Issue - Public Issue - Series	0.00	0.00

NOTE NO. 23 TO THE FS-NCL-BORROWINGS **(Amount in ₹)**

	As at	31.03.2023	31.03.2022
	2A)		
012	7.53 % Tax free secured non-cumulative non-convertible redeemable bonds-2015 of Rs. 1,000/- each redeemable at par in full on 5th October 2030 (Fifty Sixth Issue - Public Issue - Series 2 B).	0.00	0.00
013	7.32% Secured non-cumulative non-convertible redeemable taxable bonds of Rs 10,00,000/- each redeemable at par in full on 17 July 2029 (Sixty Ninth Issue - Private Placement)	0.00	0.00
014	8.63% Tax free secured non-cumulative non-convertible redeemable bonds of ₹ 10,00,000/- each redeemable at par in full on 4th March 2029 (Fifty First Issue B - Private Placement)	0.00	0.00
015	8.30% Secured non-cumulative non-convertible redeemable taxable bonds of Rs 10,00,000/- each redeemable at par in full on 15 January 2029 (Sixty Seventh Issue - Private Placement)	0.00	0.00
016	8.48% Tax free secured non-cumulative non-convertible redeemable bonds - 2013 of ₹ 1000/- each redeemable at par in full on 16th December 2028 (Fiftieth Issue - Public Issue - Series 2A)	0.00	0.00
017	8.73% Tax free secured non-cumulative non-convertible redeemable bonds - 2013 of ₹ 1000/- each redeemable at par in full on 16th December 2028 (Fiftieth Issue - Public Issue - Series 2B)	0.00	0.00
018	7.47% Secured non-cumulative non-convertible redeemable taxable bonds of Rs. 10,00,000/- each redeemable at par in full on 16th September 2026 (Sixty Third Issue - Private Placement)	0.00	0.00
019	7.58% Secured non-cumulative non-convertible redeemable taxable bonds of Rs. 10,00,000/- each redeemable at par in	0.00	0.00

NOTE NO. 23 TO THE FS-NCL-BORROWINGS (Amount in ₹)

	As at	31.03.2023	31.03.2022
	full on 23rd August 2026 (Sixty Second Issue - Private Placement)		
020	8.05% Secured non-cumulative non-convertible redeemable taxable bonds of Rs. 10,00,000/- each redeemable at par in full on 5th May 2026 (Sixtieth Issue - Private Placement)	0.00	0.00
021	8.19% Secured non-cumulative non-convertible redeemable taxable bonds of Rs. 10,00,000/- each redeemable at par in full on 15th December 2025 (Fifty Seventh Issue - Private Placement)	0.00	0.00
022	7.11 % Tax free secured non-cumulative non-convertible redeemable bonds-2015 of Rs. 1,000/- each redeemable at par in full on 5th October 2025 (Fifty Sixth Issue - Public Issue - Series 1A).	0.00	0.00
023	7.36 % Tax free secured non-cumulative non-convertible redeemable bonds-2015 of Rs. 1,000/- each redeemable at par in full on 5th October 2025 (Fifty Sixth Issue - Public Issue - Series 1 B).	0.00	0.00
024	7.15% Tax free secured non-cumulative non-convertible redeemable bonds - 2015 of Rs. 10,00,000/- each redeemable at par in full on 21st August 2025 (Fifty Fifth Issue - Private Placement)	0.00	0.00
025	9.17% Secured non-cumulative non-convertible redeemable taxable bonds of ₹ 10,00,000/- each redeemable at par in full on 22nd September 2024 (53rd Issue - private placement).	0.00	0.00
026	9.34% Secured non-cumulative non-convertible redeemable taxable bonds of ₹10,00,000/- each redeemable at par in full on 24th March 2024 (Fifty Second Issue - private placement)	0.00	0.00
027	8.19% Tax free secured non-cumulative non-convertible redeemable bonds - 2013 of ₹ 10,00,000/- each redeemable at	0.00	0.00

	As at	31.03.2023	31.03.2022
	par in full on 4th March 2024 (Fifty First Issue A - Private Placement)		
028	8.41% Tax free secured non-cumulative non-convertible redeemable bonds - 2013 of ₹ 1000/- each redeemable at par in full on 16th December 2023 (Fiftieth Issue - Public Issue - Series 1A)	0.00	0.00
029	8.66% Tax free secured non-cumulative non-convertible redeemable bonds - 2013 of ₹ 1000/- each redeemable at par in full on 16th December 2023 (Fiftieth Issue - Public Issue - Series 1B)	0.00	0.00
030	9.25% Secured non-cumulative non-convertible redeemable taxable bonds of ₹10,00,000/- each with five equal separately transferable redeemable principal parts (STRPP) redeemable at par at the end of 11th year and in annual installments thereafter upto the end of 15th year respectively commencing from 4th May 2023 and ending on 4th May 2027 (Forty fourth issue - private placement)VII	0.00	0.00
031	8.48% Secured non-cumulative non-nonvertible redeemable taxable bonds of ₹ 10,00,000/- each redeemable at par in full on 1st May 2023 (Seventeenth issue - private placement)I	0.00	0.00
032	8.80% Secured non-cumulative non-convertible redeemable taxable bonds of ₹10,00,000/- each redeemable at par in full on 4th April 2023 (Forty ninth issue -private placement	0.00	0.00
033	8.49% Secured non-cumulative non-convertible redeemable taxable fully paid-up bonus debentures of Rs. 12.50 each redeemable at par in three annual installments of Rs. 2.50, Rs. 5.00 and Rs. 5.00 at the end of 8th year, 9th year and 10th year on 25th March 2023, 25th March 2024 and 25th March 2025 respectively (Fifty Fourth Issue -Bonus Debentures)X - (refer Note 5 d)	0.00	0.00
034	8.73% Secured non-cumulative	0.00	0.00

	As at	31.03.2023	31.03.2022
	non-convertible redeemable taxable bonds of ₹ 10,00,000/- each redeemable at par in full on 07th March 2023 (Forty eighth issue - private placement)		
035	9.00% Secured non-cumulative non-convertible redeemable taxable bonds of ₹ 10,00,000/- each with five equal separately transferable redeemable principal parts (STRPP) redeemable at par at the end of 11th year and in annual installments thereafter upto the end of 15th year respectively commencing from 25th January 2023 and ending on 25th January 2027 (Forty second issue- private placement)III	0.00	0.00
036	8.84% Secured non-cumulative non-convertible redeemable taxable bonds of ₹10,00,000/- each redeemable at par in full on 4th October 2022 (Forty seventh issue- private placement)VII	0.00	0.00
037	7.93% Secured non-cumulative non-convertible redeemable taxable bonds of ` 10,00,000/- each redeemable at par in full on 03 May 2022 (68th Issue - Private Placement)	0.00	0.00
038	6.72% Secured non-cumulative non-convertible redeemable taxable bonds of Rs. 10,00,000/- each redeemable at par in full on 24th November 2021 (Sixty Fifth Issue - Private Placement)	0.00	0.00
039	8.10% Secured Non-Cumulative Non-Convertible Redeemable Taxable Bonds of Rs. 30,00,000/- each redeemable at par in three equal separately transferable redeemable principal parts (STRPP) at the end of 5th year, 10th year & 15th year on 27th May 2021, 27th May 2026 and 27th May 2031 respectively (Sixty First Issue- Private Placement)	0.00	0.00
040	8.33% Secured non-cumulative non-convertible redeemable taxable bonds of Rs.10,00,000/- each redeemable at par in full on 24th February 2021	0.00	0.00

NOTE NO. 23 TO THE FS-NCL-BORROWINGS (Amount in ₹)

	As at	31.03.2023	31.03.2022
	(Fifty Ninth Issue - Private Placement).		
042	8.93% Secured non-cumulative non-convertible redeemable taxable bonds of ₹ 10,00,000/- each redeemable at par in full on 19th January 2021 Thirty seventh issue - private placement)III	0.00	0.00
043	8.18% Secured non-cumulative non-convertible redeemable taxable bonds of Rs.10,00,000/- each redeemable at par in full on 31st December 2020 (Fifty Eight Issue - Private Placement).	0.00	0.00
044	8.73 % Secured non-cumulative non-convertible redeemable taxable bonds of ₹ 10,00,000/- each redeemable at par in full on 31st March 2020 (Thirty third issue- private placement)III	0.00	0.00
045	8.78 % Secured non-cumulative non-convertible redeemable taxable bonds of ₹ 10,00,000/- each redeemable at par in full on 9th March 2020 (Thirty first issue- private placement)III	0.00	0.00
046	11.25% Secured non-cumulative non-convertible redeemable taxable bonds of ₹ 10,00,000/- each redeemable at par in five equal annual installments commencing from 6th Nov 2019 and ending on 6th Nov 2023 (Twenty seventh issue - private placement)III	0.00	0.00
047	7.89% Secured non-cumulative non-convertible redeemable taxable bonds of ₹ 10,00,000/- each redeemable at par in full on 5th May 2019 (Thirtieth issue - private placement)III	0.00	0.00
048	8.65% Secured non-cumulative non-convertible redeemable taxable bonds of ₹10,00,000/- each redeemable at par in full on 4th February 2019 (Twenty ninth issue - private placement)III	0.00	0.00
049	7.50% Secured non-cumulative non-convertible redeemable taxable bonds of ₹ 10,00,000/- each redeemable at par in full	0.00	0.00

NOTE NO. 23 TO THE FS-NCL-BORROWINGS **(Amount in ₹)**

	As at	31.03.2023	31.03.2022
	on 12th January 2019 (Nineteenth issue - private placement)II		
050	11% Secured non-cumulative non-convertible redeemable taxable bonds of ₹ 10,00,000/- each redeemable at par in full on 21st November 2018 (Twenty eighth issue - private placement)III	0.00	0.00
051	9.3473% Secured non-cumulative non-convertible redeemable taxable bonds of ₹15,00,000/- each with fifteen equal separately transferable redeemable principal parts (STRPP) redeemable at par at the end of 6th year and in annual installments thereafter upto the end of 20th year respectively commencing from 20th July 2018 and ending on 20th July 2032 (Forty sixth issue - private placement)VII	0.00	0.00
052	9.4376% Secured non-cumulative non-convertible redeemable taxable bonds of ₹ 15,00,000/- each with fifteen equal separately transferable redeemable principal parts (STRPP) redeemable at par at the end of 6th year and in annual installments thereafter upto the end of 20th year respectively commencing from 16th May 2018 and ending on 16th May 2032 (Forty fifth issue - private placement)VII	0.00	0.00
053	8.00% Secured non-cumulative non-convertible redeemable taxable bonds of ₹ 10,00,000/- each redeemable at par in full on 10th April 2018 (Sixteenth issue -private placement)I	0.00	0.00
054	9.2573% Secured non-cumulative non-convertible redeemable taxable bonds of ₹ 15,00,000/- each with fifteen equal separately transferable redeemable principal parts (STRPP) redeemable at par at the end of 6th year and in annual installments thereafter upto the end of 20th year respectively commencing from 2nd March 2018 and ending on 2nd March 2032 (Forty third issue - private placement)III	0.00	0.00
055	9.6713% Secured non-cumulative non-convertible redeemable taxable bonds	0.00	0.00

NOTE NO. 23 TO THE FS-NCL-BORROWINGS **(Amount in ₹)**

	As at	31.03.2023	31.03.2022
	of ₹ 15,00,000/- each with fifteen equal separately transferable redeemable principal parts (STRPP) redeemable at par at the end of 6th year and in annual installments thereafter upto the end of 20th year respectively commencing from 23rd December 2017 and ending on 23rd December 2031 (Forty first issue - private placement)III		
056	9.558% Secured non-cumulative non-convertible redeemable taxable bonds of ₹ 15,00,000/- each with fifteen equal separately transferable redeemable principal parts (STRPP) redeemable at par at the end of 6th year and in annual installments thereafter upto the end of 20th year respectively commencing from 29th July 2017 and ending on 29th July 2031(Fourtieth issue-private placement)III	0.00	0.00
057	9.3896% Secured non-cumulative non-convertible redeemable taxable bonds of ₹ 15,00,000/- each with fifteen equal separately transferable redeemable principal parts (STRPP) redeemable at par at the end of 6th year and in annual installments thereafter upto the end of 20th year respectively commencing from 9th June 2017 and ending on 9th June 2031(Thirty ninth issue-private placement)III	0.00	0.00
058	9.17% Secured non-cumulative non-convertible redeemable taxable bonds of ₹ 15,00,000/- each with fifteen equal separately transferable redeemable principal parts (STRPP) redeemable at par at the end of 6th year and in annual installments thereafter upto the end of 20th year respectively commencing from 22nd March 2017 and ending on 22nd March 2031(Thirty eighth issue-private placement)III	0.00	0.00
059	8.8086% Secured non-cumulative non-convertible redeemable taxable bonds of ₹ 15,00,000/- each with fifteen equal separately transferable redeemable principal parts (STRPP) redeemable at par at the end of 6th	0.00	0.00

NOTE NO. 23 TO THE FS-NCL-BORROWINGS (Amount in ₹)

	As at	31.03.2023	31.03.2022
	year and in annual installments thereafter upto the end of 20th year respectively commencing from 15th December 2016 and ending on 15th December 2030 (Thirty sixth issue - private placement)III		
060	8.785% Secured non-cumulative non-convertible redeemable taxable bonds of ₹ 15,00,000/- each with fifteen equal separately transferable redeemable principal parts (STRPP) redeemable at par at the end of 6th year and in annual installments thereafter upto the end of 20th year respectively commencing from 15th September 2016 and ending on 15th September 2030 (Thirty fifth issue - private placement)III	0.00	0.00
061	8.71% Secured non-cumulative non-convertible redeemable taxable bonds of ₹ 15,00,000/- each with fifteen equal separately transferable redeemable principal parts (STRPP) redeemable at par at the end of 6th year and in annual installments thereafter upto the end of 20th year respectively commencing from 10th June 2016 and ending on 10th June 2030 (Thirty fourth issue - private placement)III	0.00	0.00
062	8.8493% Secured non-cumulative non-convertible redeemable taxable bonds of ₹ 15,00,000/- each with fifteen equal separately transferable redeemable principal parts (STRPP) redeemable at par at the end of 6th year and in annual installments thereafter upto the end of 20th year respectively commencing from 25th March 2016 and ending on 25th March 2030 (Thirty second issue - private placement)III	0.00	0.00
063	9.37% Secured non-cumulative non-convertible redeemable taxable bonds of ₹ 70,00,000/- each with fourteen separately transferable redeemable principal parts (STRPP) redeemable at par semi-annually commencing from 4th June 2012 and ending on 4th December 2018 (Twenty fifth issue -	0.00	0.00

NOTE NO. 23 TO THE FS-NCL-BORROWINGS (Amount in ₹)

	As at	31.03.2023	31.03.2022
	private placement)III		
065	9.06% Secured non-cumulative non-convertible redeemable taxable bonds of ₹ 70,00,000/- each with fourteen separately transferable redeemable principal parts (STRPP) redeemable at par semi-annually commencing from 4th June 2012 and ending on 4th December 2018 (Twenty sixth issue - private placement)III	0.00	0.00
066	8.6077% Secured non-cumulative non-convertible redeemable taxable bonds of ₹ 20,00,000/- each with twenty equal separately transferable redeemable principal parts (STRPP) redeemable at par semi-annually commencing from 9th September 2011 and ending on 9th March 2021 (Twenty fourth issue - private placement)IV	0.00	0.00
067	8.3796% Secured non-cumulative non-convertible redeemable taxable bonds of ₹ 20,00,000/- each with twenty equal separately transferable redeemable principal parts (STRPP) redeemable at par semi-annually commencing from 5th August 2011 and ending on 5th February 2021 (Twenty third issue - private placement)IV	0.00	0.00
068	8.1771% Secured non-cumulative non-convertible redeemable taxable bonds of ₹ 20,00,000/- each with twenty equal separately transferable redeemable principal parts (STRPP) redeemable at par semi-annually commencing from 2nd July 2011 and ending on 2nd January 2021 (Twenty second issue - private placement)IV	0.00	0.00
069	7.7125% Secured non-cumulative non-convertible redeemable taxable bonds of ₹ 20,00,000/- each with twenty equal separately transferable redeemable principal parts (STRPP) redeemable at par semi-annually commencing from 2nd August 2010 and ending on 2nd February 2020 (Twenty first issue - private placement)V	0.00	0.00
070	7.552% Secured non-cumulative non-convertible redeemable taxable bonds	0.00	0.00

NOTE NO. 23 TO THE FS-NCL-BORROWINGS **(Amount in ₹)**

	As at	31.03.2023	31.03.2022
	of ₹ 20,00,000/- each with twenty equal separately transferable redeemable principal parts (STRPP) redeemable at par semi-annually commencing from 23rd September 2009 and ending on 23rd March 2019 (Twentieth issue - private placement)VI		
071	9.55% Secured non-cumulative non-convertible taxable redeemable bonds of ₹ 10,00,000/- each with ten equal separately transferable redeemable principal parts (STRPP) redeemable at par at the end of the 6th year and in annual installments thereafter upto the end of 15th year respectively from 30th April 2002 (Thirteenth issue - Part B - private placement)VIII	0.00	0.00
072	9.55% Secured non-cumulative non-convertible taxable redeemable bonds of ₹ 10,00,000/- each redeemable at par in ten equal annual installments commencing from the end of 6th year and upto the end of 15th year respectively from 18th April 2002 (Thirteenth issue -Part A - private placement)VIII	0.00	0.00
075		0.00	0.00
076		0.00	0.00
077	**Sub Total**	**0.00**	**0.00**
078	**Unsecured**	**0.00**	**0.00**
079	6.55% Unsecured non-cumulative non-convertible redeemable taxable bonds of ₹ 10,00,000/- each redeemable at par in full on 17 April 2023 (Seventieth Issue - Private Placement)	0.00	0.00
080	6.29% Unsecured non-cumulative non-convertible redeemable taxable bonds of ₹ 10,00,000/- each redeemable at par in full on 11 April 2031 (Seventy First Issue - Private Placement)	0.00	0.00
081	5.45% Unsecured non-cumulative non-convertible redeemable taxable bonds of ₹ 10,00,000/- each redeemable at par in full on 15 October 2025 (Seventy Second Issue - Private Placement)	0.00	0.00
082	6.43% Unsecured non-cumulative non-convertible redeemable taxable bonds of ₹ 10,00,000/- each redeemable at par in	0.00	0.00

NOTE NO. 23 TO THE FS-NCL-BORROWINGS **(Amount in ₹)**

	As at	31.03.2023	31.03.2022
	full on 27 January 2031 (Seventy Third Issue - Private Placement)		
083	6.87% Unsecured non-cumulative non-convertible redeemable taxable bonds of ₹ 10,00,000/- each redeemable at par in full on 21 April 2036 (Seventy Fourth Issue - Private Placement)	0.00	0.00
084	6.69% Unsecured non-cumulative non-convertible redeemable taxable bonds of ₹ 10,00,000/- each redeemable at par in full on 13 September 2031 (Seventy Fifth Issue - Private Placement)	0.00	0.00
085	6.74% Unsecured non-cumulative non-convertible redeemable taxable bonds of Rs.10,00,000/- each redeemable at par in full on 14 April 2032 (Seventy Sixth Issue - Private Placement)	0.00	0.00
086	5.78% Unsecured non-cumulative non-convertible redeemable taxable bonds of ₹ 10,00,000/- each redeemable at par in full on 29 April 2024 (Seventy Seventh Issue - Private Placement)	0.00	0.00
087	7.44% Unsecured non-cumulative non-convertible redeemable taxable bonds of ₹ 10,00,000/- each redeemable at par in full on 25 August 2032 (Seventy Eighth Issue - Private Placement)	0.00	0.00
088	7.44% Unsecured non-cumulative non-convertible redeemable taxable bonds of ` 10,00,000/- each redeemable at par in full on 15 April 2033 (Seventy Ninth Issue - Private Placement)	0.00	0.00
089		0.00	0.00
090	**Sub-total**	**0.00**	**0.00**
091	**Total**	**0.00**	**0.00**
092	**Foreign Currency Notes-Unsecured**	**0.00**	**0.00**
093	4.50% Fixed Rate Notes Due for repayment on 19th March 2028	0.00	0.00
094	2.75% Fixed rate notes due for repayment on 1st February 2027	0.00	0.00
095	4.25 % Fixed rate notes due for repayment on 26th February 2026	0.00	0.00
096	4.375% Fixed Rate Note due for repayment on 26th November 2024	0.00	0.00
097	4.75 % Fixed Rate Notes due for repayment on 3rd Oct 2022	0.00	0.00
098	7.25 % Fixed green global INR denominated bonds due on 3 May 2022	0.00	0.00
099	7.375 % Fixed green global INR denominated bonds due on 10 August 2021	0.00	0.00
100	5.625% Fixed Rate Notes due for repayment on	0.00	0.00

NOTE NO. 23 TO THE FS-NCL-BORROWINGS **(Amount in ₹)**

	As at	31.03.2023	31.03.2022
	14th July 2021		
101	3.75 % Fixed rate notes due for repayment on 03 April 2024	0.00	0.00
102		0.00	0.00
103		0.00	0.00
104		0.00	0.00
105	**Sub Total**	**0.00**	**0.00**
106	**Term Loans**	**0.00**	**0.00**
107	**From Banks**	**0.00**	**0.00**
108	**Secured**	**0.00**	**0.00**
109	Rupee Loans	0.00	0.00
110	**Unsecured**	**0.00**	**0.00**
111	Foreign Currency Loans	0.00	0.00
112	Rupee Loans	0.00	0.00
113	**From Others**	**0.00**	**0.00**
114	**Secured**	**0.00**	**0.00**
115	Rupee Loans	0.00	0.00
116	Foreign Currency loans (guaranteed by GOI)	0.00	0.00
117	**Unsecured**	**0.00**	**0.00**
118	Foreign Currency loans (guaranteed by GOI)	0.00	0.00
119	Other Foreign currency loans	0.00	0.00
121	Rupee Loans	0.00	0.00
122	**Deposits**	**0.00**	**0.00**
123	**Unsecured**	**0.00**	**0.00**
124	Fixed Deposits	0.00	0.00
125	**Others**	**0.00**	**0.00**
126	**Unsecured**	**0.00**	**0.00**
127	Bonds Application Money Pending Allotment	0.00	0.00
128	**Sub-total**	**0.00**	**0.00**
129	**Total**	**0.00**	**0.00**
130	Less:- Interst accrued but not due on secured borrowings	0.00	0.00
131	Less:- Interst accrued but not due on unsecured borrowings	0.00	0.00
132	Less:- Current maturities of long term borrowings	0.00	0.00
133	Bonds-Secured	0.00	0.00
134	Fixed Rate Notes	0.00	0.00
136	Foreign currency loans from Banks- unsecured	0.00	0.00
137	Rupee loans from banks- Secured	0.00	0.00
138	Rupee loans from banks- unsecured	0.00	0.00
139	Rupee Term loan from Others - Secured	0.00	0.00
140	Foreign currency loans from others- unsecured (Guaranteed by GOI)	0.00	0.00
141	Other foreign currency loans from others- unsecured	0.00	0.00
142	Rupee loans from others- unsecured	0.00	0.00
143		0.00	0.00

NOTE NO. 23 TO THE FS-NCL-BORROWINGS **(Amount in ₹)**

	As at	31.03.2023	31.03.2022
144		0.00	0.00
145		0.00	0.00
146		0.00	0.00
147		0.00	0.00
148		0.00	0.00
149		0.00	0.00
150		0.00	0.00
151		0.00	0.00
201	**Total**	**0.00**	**0.00**

NOTE NO. 23A TO THE FS-NCL-LEASE BORROWINGS **(Amount in ₹)**

	As at	31.03.2023	31.03.2022
001	**Non-current financial liabilities - Lease liabilities**	**0.00**	**0.00**
002	**Lease liabilities**	**0.00**	**0.00**
003	Long term maturities of Finance Lease Liabilities (Secured) IX	0.00	0.00
004	Long term maturities of Finance Lease Liabilites (Unsecured) X	224,561,353.63	208,015,408.73
005	**Sub-Total**	**224,561,353.63**	**208,015,408.73**
006	**Less: current maturities of lease liabilities**	**0.00**	**0.00**
007	Finance Lease obligations - secured	0.00	0.00
008	Finance Lease obligations - unsecured	18,654,925.11	17,036,704.76
009	**Sub-Total**	**18,654,925.11**	**17,036,704.76**
011	**Total**	**205,906,428.52**	**190,978,703.97**

GADARWARA

NOTE NO. 24 TO THE FS-NCL-TRADE PAYABLES **(Amount in ₹)**

	As at	31.03.2023	31.03.2022
001	**TRADE PAYABLES(NON CURRENT)**	**0.00**	**0.00**
002	**For Goods and Services**	**0.00**	**0.00**
003	- Micro & Small Enterprises	2,804,126.20	905,314.85
004	- Others	5,637,370.37	1,604,178.21
005		0.00	0.00
007	**Total**	**8,441,496.57**	**2,509,493.06**

GADARWARA

NOTE NO. 25 TO THE FS-NCL-OTHER FINANCIAL LIABILITIES **(Amount in ₹)**

	As at	31.03.2023	31.03.2022
001	**OTHER FINANCIAL LIABILITIES (NON-CURRENT)**	**0.00**	**0.00**
002	Payable for Capital Expenditure	0.00	0.00
003	- Micro & Small Enterprises	992,424.01	971,563.62
004	- Others	1,176,845.23	1,377,718.30
005	Others	0.00	0.00
006	Deposits from contractors and others	0.00	0.00
007		0.00	0.00
008		0.00	0.00
010	**Total**	**2,169,269.24**	**2,349,281.92**

GADARWARA

NOTE NO. 26 TO THE FS-NCL-PROVISIONS **(Amount in ₹)**

	As at	31.03.2023	31.03.2022
001	**LONG TERM PROVISIONS**	**0.00**	**0.00**
002	**Provision for Employee Benefits**	**0.00**	**0.00**
003	Opening Balance	0.00	0.00
004	Additions/ (adjustments) during the year	0.00	0.00
005	**Closing Balance**	**0.00**	**0.00**
006		0.00	0.00
007	**Others**	**0.00**	**0.00**
008	**i) Mine Closure Provision**	**0.00**	**0.00**
009	Opening Balance	0.00	0.00
010	Additions during the year	0.00	0.00
011	Amounts adjusted during the year	0.00	0.00
012	Amounts reversed during the year	0.00	0.00
013	**Closing Balance**	**0.00**	**0.00**
014		0.00	0.00
015	**ii) Stripping Activity Adjustments**	**0.00**	**0.00**
016	Opening Balance	0.00	0.00
017	Additions during the year	0.00	0.00
018	Amounts adjusted during the year	0.00	0.00
019	Amounts reversed during the year	0.00	0.00
020	**Closing Balance**	**0.00**	**0.00**
021		0.00	0.00
024		0.00	0.00
026	**TOTAL**	**0.00**	**0.00**

NOTE NO. 27 TO THE FS-NCL-DEFERRED TAX LIABILITIES (NET) **(Amount in ₹)**

	As at	Open Balance on 01.04.2022	Addition	Closing Balance on 31.03.2023
001	**DEFERRED TAX LIABILITIES (NET)**			
002	Difference of book depreciation and tax depreciation	0.00	0.00	0.00
003	Less: Deferred tax assets			
004	Provisions & Other disallowances for tax purposes	0.00	0.00	0.00
005	Unabsorbed Depreciation	0.00	0.00	0.00
006	Disallowances u/s 43B of the Income Tax Act, 1961	0.00	0.00	0.00
007	Others	0.00	0.00	0.00
008	Opening Balance	0.00	0.00	0.00
009	Additions during the year	0.00	0.00	0.00
010	Amounts adjusted during the year	0.00	0.00	0.00
011	Amounts reversed during the year	0.00	0.00	0.00
012	Closing Balance	0.00	0.00	0.00
013	MAT credit entitlement	0.00	0.00	0.00
014	**Total**	**0.00**	**0.00**	**0.00**
016		0.00	0.00	0.00
017	**Total**	**0.00**	**0.00**	**0.00**
018	Breakup of deferred tax assets	0.00	0.00	0.00
019	Provision	0.00	0.00	0.00
020	Statutory dues	0.00	0.00	0.00
021	Leave encashment	0.00	0.00	0.00
022	Others	0.00	0.00	0.00
023		0.00	0.00	0.00
024		0.00	0.00	0.00

GADARWARA

NOTE NO. 28 TO THE FS-NCL-OTHER NON-CURRENT LIABILITIES **(Amount in ₹)**

	As at	31.03.2023	31.03.2022
001	Other Non current Liabilities	0.00	0.00
002	Advances from customers and others	0.00	0.00
003	Deposits from contractors and others	0.00	0.00
004	Grants	0.00	0.00
006		0.00	0.00
007	**TOTAL**	**0.00**	**0.00**

GADARWARA

NOTE NO. 29 TO THE FS-CL-BORROWINGS **(Amount in ₹)**

	As at	31.03.2023	31.03.2022
001	**Short Term Borrowings**	**0.00**	**0.00**
002	**Loans repayable on demand**	**0.00**	**0.00**
003	**From Banks**	**0.00**	**0.00**
004	**Secured**	**0.00**	**0.00**
005	Cash Credit	0.00	0.00
006	**Unsecured**	**0.00**	**0.00**
007	Cash Credit	0.00	0.00
008	**Other loans-unsecured**	**0.00**	**0.00**
009	Commercial Papers	0.00	0.00
010	Less: Unamortised discount on Commercial Papers	0.00	0.00
011	**Sub-Total**	**0.00**	**0.00**
012	**Current maturity of long term borrowings**	**0.00**	**0.00**
013	Bonds-Secured	0.00	0.00
014	Foreign Currency Fixed Rate Notes	0.00	0.00
015	**From Banks**	**0.00**	**0.00**
016	**Secured**	**0.00**	**0.00**
017	Rupee Term Loan	0.00	0.00
018	Foreign currency loans	0.00	0.00
019	**Unsecured**	**0.00**	**0.00**
020	Foreign currency loans	0.00	0.00
021	Rupee term loans	0.00	0.00
022	**From Others**	**0.00**	**0.00**
023	**Secured**	**0.00**	**0.00**
024	Rupee Term Loan	0.00	0.00
025	**Unsecured**	**0.00**	**0.00**
026	Foreign currency loans (Guaranteed by Government of India)	0.00	0.00
027	Other foreign currency loans	0.00	0.00
028	Rupee term loans	0.00	0.00
029	Fixed deposits	0.00	0.00
031	Sub Total	0.00	0.00
032		0.00	0.00
034	**TOTAL**	**0.00**	**0.00**

GADARWARA

NOTE NO. 29A TO THE FS-CL-LEASE BORROWINGS **(Amount in ₹)**

	As at	31.03.2023	31.03.2022
001	**Current financial liabilities - Lease liabilities**	**0.00**	**0.00**
002	Current maturity of finance lease obligations (secured)	0.00	0.00
003	Current maturity of finance lease obligations (unsecured)	18,654,925.11	17,036,704.76
005	**Total**	**18,654,925.11**	**17,036,704.76**

GADARWARA

NOTE NO. 30 TO THE FS-CL-TRADE PAYABLES **(Amount in ₹)**

	As at	31.03.2023	31.03.2022
001	**TRADE PAYABLES**	**0.00**	**0.00**
002	For Goods and Services	0.00	0.00
003	- Micro & Small Enterprises	47,390,578.52	41,113,181.94
004	- Others	4,493,552,373.42	1,032,183,138.34
005		0.00	0.00
007	**Total**	**4,540,942,951.94**	**1,073,296,320.28**
008		0.00	0.00
172	**Trade payable**	**0.00**	**0.00**
173	**MSME**	**0.00**	**0.00**
174	Unbilled	16,292,836.52	13,603,222.49
175	Not due	9,646,849.00	19,820,261.00
176	**Due**	**21,450,893.00**	**7,689,698.45**
177	Disputed	0.00	0.00
178	Undisputed	21,450,893.00	7,689,698.45
179		0.00	0.00
180	**Sub-total (A)**	**47,390,578.52**	**41,113,181.94**
181		0.00	0.00
182	**Others**	**0.00**	**0.00**
183	Unbilled	411,262,881.99	173,969,917.65
184	Not due	1,695,245,551.83	203,503,267.30
185	**Due**	**2,387,043,939.60**	**654,709,953.39**
186	Disputed	0.00	0.00
187	Undisputed	2,387,043,939.60	654,709,953.39
188		0.00	0.00
189	**Sub-total (B)**	**4,493,552,373.42**	**1,032,183,138.34**
190		0.00	0.00
191	**Total**	**4,540,942,951.94**	**1,073,296,320.28**
192		0.00	0.00
193	**Ageing**	**0.00**	**0.00**
194	**MSME**	**0.00**	**0.00**
195	**Disputed**	**0.00**	**0.00**
196	Less than 1 year	0.00	0.00
197	1-2 years	0.00	0.00
198	2-3 years	0.00	0.00
199	More than 3 years	0.00	0.00
200	**Sub Total (I)**	**0.00**	**0.00**
201		0.00	0.00
202	**Undisputed**	**0.00**	**0.00**
203	Less than 1 year	21,450,893.00	7,689,698.45
204	1-2 years	0.00	0.00
205	2-3 years	0.00	0.00
206	More than 3 years	0.00	0.00
207	**Sub Total (II)**	**21,450,893.00**	**7,689,698.45**
208		0.00	0.00
209	**Total MSME (III)**	**21,450,893.00**	**7,689,698.45**
210		0.00	0.00

GADARWARA

NOTE NO. 30 TO THE FS-CL-TRADE PAYABLES **(Amount in ₹)**

	As at	31.03.2023	31.03.2022
211	**Others**	**0.00**	**0.00**
212	**Disputed**	**0.00**	**0.00**
213	Less than 1 year	0.00	0.00
214	1-2 years	0.00	0.00
215	2-3 years	0.00	0.00
216	More than 3 years	0.00	0.00
217	**Sub Total (IV)**	**0.00**	**0.00**
218		0.00	0.00
219	**Undisputed**	**0.00**	**0.00**
220	Less than 1 year	2,338,291,592.35	600,204,343.14
221	1-2 years	22,188,899.00	44,567,627.25
222	2-3 years	23,022,033.25	9,651,838.00
223	More than 3 years	3,541,415.00	286,145.00
224	**Sub Total (V)**	**2,387,043,939.60**	**654,709,953.39**
225		0.00	0.00
226	**Total Others (VI)**	**2,387,043,939.60**	**654,709,953.39**

GADARWARA

NOTE NO. 31 TO THE FS-CL-OTHER FINANCIAL LIABILITIES **(Amount in ₹)**

	As at	31.03.2023	31.03.2022
001	**OTHER FINANCIAL LIABILITIES (CURRENT)**	**0.00**	**0.00**
020	Interest accrued but not due on Unsecured Short Term Borrowing	0.00	0.00
021	Interest accrued but not due on secured borrowings	0.00	0.00
022	Interest accrued but not due on unsecured borrowings	0.00	0.00
023	Unpaid Dividends*	0.00	0.00
024	Unpaid matured deposits and interest accrued thereon*	0.00	0.00
025	Unpaid matured bonds and interest accrued thereon*	0.00	0.00
026	Unpaid bond refund money-Tax free bonds *	0.00	0.00
027	Book Overdraft	0.00	0.00
028	Payable to Customers	0.00	0.00
029	Liability under forward exchange contact	0.00	0.00
030	Hedging cost payable to beneficiaries	0.00	0.00
031	Derivative MTM Liability	0.00	0.00
032	**Payable for Capital Expenditure**	**0.00**	**0.00**
033	- Micro & Small Enterprises	7,207,557.71	63,707,724.11
034	- Others	7,446,065,173.37	7,486,906,899.90
035	**Others Payables**	**0.00**	**0.00**
036	Deposits from contractors and others	12,257,613.04	21,790,912.04
037	Gratuity Obligations	0.00	0.00
038	Payable to employees	10,350,811.50	6,182,165.00
039	Payable to holding company	0.00	0.00
040	Retention on A/c BG encashment (Solar)	0.00	0.00
041	Payable to Solar Payment Security Account	0.00	0.00
042	Others **	2,506,355.00	1,847,776.00
043	Unspent CSR balance on ongoing Approved CSR projects	0.00	0.00
045		0.00	0.00
046		0.00	0.00
047	**Total**	**7,478,387,510.62**	**7,580,435,477.05**
048	* Represents the amounts which have not been claimed by the investor/holders of the bonds/fixed deposits. Out of the above, no amount is due for payment to Investor Education and Protection Fund.	0.00	0.00
049	** Include Payable to Hospital and other payable.	0.00	0.00

GADARWARA

NOTE NO. 32 TO THE FS-CL-OTHER CURRENT LIABILITIES **(Amount in ₹)**

	As at	31.03.2023	31.03.2022
001	**OTHER CURRENT LIABILITIES**	**0.00**	**0.00**
002	Advances from customers and others	2,115,270.88	2,127,442.23
003	Deferred discount on forward exchange contact	0.00	0.00
004	Tax deducted at source and other statutory dues	240,957,980.47	173,044,999.82
005	Deposits from contractors and others	0.00	0.00
006	Government grants	0.00	0.00
007	Others	0.00	0.00
009		0.00	0.00
010		0.00	0.00
011	**Total**	**243,073,251.35**	**175,172,442.05**

GADARWARA

NOTE NO. 33 TO THE FS-CL-PROVISIONS **(Amount in ₹)**

	As at	31.03.2023	31.03.2022
001	**SHORT TERM PROVISIONS**	**0.00**	**0.00**
002	**Provision for Employee Benefits**	**0.00**	**0.00**
003	Opening balance	0.00	0.00
004	Additions/ (adjustments) during the year	0.00	0.00
005	**Closing Balance**	**0.00**	**0.00**
028	**Provisions for Obligations Incidental to Land Acquisition**	**0.00**	**0.00**
029	Opening balance	244,541,323.37	331,083,535.81
030	Additions during the year	0.00	991.25
031	Amounts paid during the year	39,557,372.25	86,543,203.69
032	Amounts reversed during the year	0.00	0.00
033	**Closing Balance**	**204,983,951.12**	**244,541,323.37**
035	**Provision for Tariff Adjustment**	**0.00**	**0.00**
036	Opening balance	0.00	0.00
037	Additions during the year	0.00	0.00
038	Amounts adjusted during the year	0.00	0.00
039	Amounts reversed during the year	0.00	0.00
040	**Closing Balance**	**0.00**	**0.00**
042	**Provision for shortage in Fixed Assets Pending Investigation & Others**	**0.00**	**0.00**
043	Opening balance	7,894,156.73	0.00
044	Additions during the year	0.00	7,894,156.73
045	Amounts adjusted during the year	0.00	0.00
046	Amounts reversed during the year	7,894,156.73	0.00
047	**Closing Balance**	**0.00**	**7,894,156.73**
048	**Provision for Arbitration**	**0.00**	**0.00**
049	Opening balance	0.00	0.00
050	Additions during the year	0.00	0.00
051	Amounts used during the year	0.00	0.00
052	Amounts reversed during the year	0.00	0.00
053	**Closing Balance**	**0.00**	**0.00**
054	**Others**	**0.00**	**0.00**
055	Opening balance	0.00	0.00
056	Additions during the year	0.00	0.00
057	Amounts used during the year	0.00	0.00
058	Amounts reversed during the year	0.00	0.00
059	**Closing Balance**	**0.00**	**0.00**
102		0.00	0.00
104	**Total**	**204,983,951.12**	**252,435,480.10**

GADARWARA

NOTE NO. 34 TO THE FS-CL-CURRENT TAX LIABILITIES (NET) **(Amount in ₹)**

	As at	31.03.2023	31.03.2022
001	**Current liabilities - current tax liabilities (net)**	**0.00**	**0.00**
002	Opening balance	0.00	0.00
003	Additions during the year	0.00	0.00
004	Amounts adjusted during the year	0.00	0.00
005	Less: Set off against taxes paid	0.00	0.00
007		0.00	0.00
008	**Closing Balance**	**0.00**	**0.00**

GADARWARA

NOTE NO. 35 TO THE FS--DEFERRED REVENUE **(Amount in ₹)**

	As at	31.03.2023	31.03.2022
001	**Deferred Revenue**	**0.00**	**0.00**
002	On account of advance against depreciation	0.00	0.00
003	On account of income from foreign currency fluctuation	989,451,000.00	302,717,000.00
004	Government grants	0.00	0.00
007		0.00	0.00
008		0.00	0.00
009	**TOTAL**	**989,451,000.00**	**302,717,000.00**

GADARWARA

NOTE NO. 36 TO THE FS--REGULATORY DEFERRAL ACCOUNT CREDIT BALANCES **(Amount in ₹)**

	As at	31.03.2023	31.03.2022
001	Regulatory deferral account credit balances	0.00	0.00
002	Exchange Differences	0.00	0.00
003		0.00	0.00
005	**Total**	**0.00**	**0.00**

GADARWARA

NOTE NO. 37 TO THE FS--REVENUE FROM OPERATIONS **(Amount in ₹)**

	For the Year ended	31.03.2023	31.03.2022
001	**REVENUE FROM OPERATIONS**	**0.00**	**0.00**
002	**Sales**	**0.00**	**0.00**
003	Energy Sales (including Electricity Duty)	64,135,801,682.56	46,610,046,998.60
004	Less : Advance against depreciation deferred (net)	0.00	0.00
005	Add: Revenue recognized out of advance against depreciation	0.00	0.00
006	Add : Exchange fluctuation receivable from customers	0.00	837,000.00
007	Sale of energy through trading	0.00	0.00
008	Commission (NVVN)	0.00	0.00
009	**Sub total**	**64,135,801,682.56**	**46,610,883,998.60**
010	Less: Rebate to customers	378,629,519.00	251,814,773.00
011	**Energy Sales (Total)**	**63,757,172,163.56**	**46,359,069,225.60**
012	Consultancy, project management and supervision fees	0.00	0.00
013	Lease rentals on assets on Operating lease	0.00	0.00
014	Sale of Captive Coal	0.00	0.00
015	Intra Company Elimination	0.00	0.00
017	**Sub-total**	**0.00**	**0.00**
018	**Total - Sales**	**63,757,172,163.56**	**46,359,069,225.60**
019	Sale of fly ash/ash products	1,274,580.20	600,167.95
020	Less: Transferred to fly ash utilisation reserve fund	-1,274,580.20	-600,167.95
021	**Sub-total**	**0.00**	**0.00**
022	**Other Operating Income**	**0.00**	**0.00**
023	Interest from customers	29,534,464.00	822,971.00
024	Energy Internally Consumed *	14,550,679.00	9,028,856.00
025	Interest income on Assets under finance lease	0.00	0.00
026	Recognized from deferred revenue - government grant	0.00	0.00
027	Provision written back- Tariff Adjustment	0.00	0.00
028	Income form Trading of ESCerts	0.00	0.00
029	Income from E-Mobility Business & others	0.00	0.00
030	Others	0.00	0.00
032		0.00	0.00
033		0.00	0.00
034	**Total**	**63,801,257,306.56**	**46,368,921,052.60**
040	* Valued at variable cost of generation and corresponding amount included in power charges (Note No. 42)	0.00	0.00
041	Excise duty on sale of flyash,cenospere & ash products	0.00	0.00
042	Energy sales of principal nature (NVVN)	0.00	0.00
043	Energy sales of agency nature (NVVN)	0.00	0.00

GADARWARA

NOTE NO. 38 TO THE FS--OTHER INCOME **(Amount in ₹)**

	For the Year ended	31.03.2023	31.03.2022
001	**OTHER INCOME**	**0.00**	**0.00**
002	**Interest from**	**0.00**	**0.00**
004	**Financial assets at amortised cost**	**0.00**	**0.00**
005	Government Securities (8.5% Tax Free Bonds issued by the State Goverments)	0.00	0.00
006	Other Bonds	0.00	0.00
007	Non current Trade Receivable	0.00	0.00
008	Interest from Government of India Securties-Non-Trade	0.00	0.00
009	Less: Amortziation of premium	0.00	0.00
010	**Sub Total**	**0.00**	**0.00**
011	Interest from others	0.00	0.00
012	Loan to State Government in settlement of dues from customers	0.00	0.00
013	Loan to Subsidiary Companies	0.00	0.00
014	Loan to Employees	8,542,493.75	9,347,384.80
015	Deposit with banks	0.00	0.00
016	Foreign Banks	0.00	0.00
017	Interest from Contractors	62,421,653.00	15,317,944.00
018	Interest from Income Tax Refunds	0.00	0.00
019	Less : Refundable to Customers	0.00	0.00
020	**Sub Total**	**0.00**	**0.00**
021	Deposits with banks-flyash utilisation reserve fund	0.00	0.00
022	Less: transferred to flyash utilisation reserve fund	0.00	0.00
023	**Sub Total**	**0.00**	**0.00**
024	Deposits with banks- DDUGJY funds	0.00	0.00
025	Interest from Contractors- DDUGJY funds	0.00	0.00
026	Transfer to DDUGJY-Advance from customers	0.00	0.00
027	Sub-total	0.00	0.00
030	Others	-12,777.98	0.00
031	Other investments in Joint venture companies	0.00	0.00
032	**Dividend from**	**0.00**	**0.00**
033	**Longterm investments in**	**0.00**	**0.00**
034	Subsidiaries	0.00	0.00
035	Joint Ventures	0.00	0.00
036	Equity Instruments	0.00	0.00
037	**Current Investments in**	**0.00**	**0.00**
038	Mutual Funds measured at fairvalue through profit or loss	0.00	0.00
039	Current investments in mutual funds-flyash utilisation reserve fund	0.00	0.00
040	Less: transferred to flyash utilisation reserve fund	0.00	0.00
041	Lease Rent # Ash Brick Plant	0.00	0.00
042	Less: transferred to flyash utilisation reserve fund	0.00	0.00
043	Other non-operating income	0.00	0.00
044	Profit on disposal of PPE	61,765.40	0.00
045	Profit on redemption of GOI securities	0.00	0.00

GADARWARA

NOTE NO. 38 TO THE FS--OTHER INCOME **(Amount in ₹)**

	For the Year ended	31.03.2023	31.03.2022
046	Net gain on sale of investments	0.00	0.00
047	Surcharge received from customers	85,787,342.00	137,507,102.00
048	Hire charges for equipment	0.00	0.00
049	Gain on option contract / Discount on F.ExchContract	91,147.00	0.00
050	Provision written back-others	8,549,871.73	0.00
051	Fair value gains/(losses) on investments in mutual funds at fair value through profit or loss	0.00	0.00
052	Interest from Solar payment security account	0.00	0.00
053	Less : Transferred to SPSA fund	0.00	0.00
054	Interest on "Retention on A/c BG encashment (Solar)"	0.00	0.00
055	Less : Transferred to "Retention on A/c BG encashment (Solar)"	0.00	0.00
056	Miscellaneous Income	80,357,551.58	45,157,537.70
057	**Total**	**245,799,046.48**	**207,329,968.50**
058	Less:Transferred to Development of Coal Mines-Note 43A	0.00	0.00
059	Less:Transferred to Expenditure during Construction period (net)- Note 43	0.00	0.00
060	Less: Others	0.00	0.00
061	Less:Transferred to payable to Govt. of Jharkhand	0.00	0.00
063		0.00	0.00
064		0.00	0.00
065	**Total**	**245,799,046.48**	**207,329,968.50**
066		0.00	0.00
067	**Details of Miscellaneous Income**	**0.00**	**0.00**
068	Vehicle Hire Charges.	92,000.00	136,000.00
069	Sale of by products & residuals	0.00	0.00
070	Township recoveries(exl. Hospital Recoveries).	5,025,233.52	4,724,521.42
071	Depreciation written back	0.00	0.00
072	Sale of Scrap.	17,414,599.55	5,768,221.48
073	Receipt under loss of profit policy.	0.00	0.00
074	Receipts under MBD/Fire Policy.	40,931,852.00	20,000,000.00
075	Management development programme.	0.00	0.00
076	Management Fee - Misc (NVVN)	0.00	0.00
077	Others	16,893,866.51	14,528,794.80
078		0.00	0.00
079	**Total (Miscellaneous Income)**	**80,357,551.58**	**45,157,537.70**
080		0.00	0.00
081	**Details of Provision written back others**	**0.00**	**0.00**
082	Doubtful debts	0.00	0.00
083	Doubtful Loans, Advances and Claims	0.00	0.00
084	Doubtful Construction Advances	0.00	0.00
085	Shortage in Construction Stores	0.00	0.00
086	Shortage in Stores	655,715.00	0.00
087	Obsolescence in Stores	0.00	0.00

GADARWARA

NOTE NO. 38 TO THE FS--OTHER INCOME **(Amount in ₹)**

	For the Year ended	31.03.2023	31.03.2022
088	Unserviceable capital works	0.00	0.00
089	Other Obligation including Arbitration	0.00	0.00
090	Shortage in Fixed Assets	7,894,156.73	0.00
091	Diminution in value of Investment	0.00	0.00

GADARWARA

NOTE NO. 38A TO THE FS--FUEL COST **(Amount in ₹)**

	For the Year ended	31.03.2023	31.03.2022
001	**FUEL COST**	**0.00**	**0.00**
002	Coal	0.00	0.00
003	Captive	0.00	0.00
004	Other than captive	38,306,632,201.70	23,478,865,731.58
005	Gas	0.00	0.00
006	Naptha	0.00	0.00
007	Oil	681,352,603.66	625,535,863.29
008	Biomass Pellets & Others	17,274,172.50	3,129,015.45
009		0.00	0.00
010	**Total**	**39,005,258,977.86**	**24,107,530,610.32**
011		0.00	0.00

GADARWARA

NOTE NO. 39 TO THE FS--EMPLOYEE BENEFITS EXPENSE **(Amount in ₹)**

	For the Year ended	31.03.2023	31.03.2022
001	**EMPLOYEE BENEFITS EXPENSE**	**0.00**	**0.00**
002	Salaries and wages	862,940,702.62	898,726,548.34
003	Contribution to provident and other funds	114,155,322.44	115,469,762.83
004	Unwinding of deferred payroll expense	4,686,299.36	5,357,075.53
005	Staff welfare expenses	110,958,524.21	114,983,583.79
006	Less : Expenses transferred to Consultancy group	0.00	0.00
007		0.00	0.00
008	**Sub Total**	**1,092,740,848.63**	**1,134,536,970.49**
009	Less: Employee benefits expense allocated to fuel inventory	73,834,406.93	64,046,678.93
010	Less: Transferred/Allocated to development of coal mines	0.00	0.00
011	Less: Others	0.00	0.00
012	Less: Transferred to fly ash utilisation reserve fund	0.00	0.00
013	Less: Transferred to CSR Expenses	0.00	0.00
014	Reimbursements for employees on secondment	0.00	0.00
015	Less: Transferred to expenditure during construction period (net)- Note 43	29,325,284.64	0.00
016	Less: Transfer to Govt of Jharkhand A/c as recoverable	0.00	0.00
018		0.00	0.00
019	**TOTAL**	**989,581,157.06**	**1,070,490,291.56**
020	**Managerial Remuneration paid/ payable to Directors included above (except for Directors fee which is included in Note 42)**	**0.00**	**0.00**
021	Salaries and wages	0.00	0.00
022	Contribution to provident and other funds	0.00	0.00
023	Staff welfare expenses	0.00	0.00
024	Directors fee	0.00	0.00
025		0.00	0.00

GADARWARA

NOTE NO. 40 TO THE FS--FINANCE COSTS **(Amount in ₹)**

	For the Year ended	31.03.2023	31.03.2022
001	**FINANCE COSTS**	**0.00**	**0.00**
002	Finance charges on financial liabilities measured at amortised cost	0.00	0.00
003	Bonds	1,931,540,023.22	1,956,549,640.86
004	Government of India Loans	0.00	0.00
005	Foreign currency term loans	134,027,084.70	104,862,664.26
006	Rupee term loans	2,826,507,168.00	2,565,836,959.35
007	Public deposits	0.00	0.00
008	Foreign currency bonds/notes	884,591,903.03	971,126,197.72
009	Cash Credit	0.00	0.00
010	Unwinding of discount on account of vendor liabilities	20,741,644.56	19,580,239.50
011	Commercial Papers	0.00	0.00
012	**Sub Total**	**5,797,407,823.51**	**5,617,955,701.69**
013	Interest on non financial items	0.00	0.00
014	**Other Borrowing Costs**	**0.00**	**0.00**
015	Bonds servicing & public deposit exp.	2,080,571.35	2,169,815.43
016	Guarantee fee	0.00	0.00
017	Management fee	0.00	0.00
018	Committ charges/exposure premium	196,580.57	528,784.12
019	Bond issue expenses	0.00	0.00
020	Legal exp on foreign currency loans	0.00	0.00
021	Foreign currency bonds/notes exp.	0.00	0.00
022	Up-front fee	0.00	0.00
023	Insurance premium on foreign currency loans	0.00	0.00
024		0.00	0.00
025	Others	0.00	0.00
026	**Sub Total (Other Borrowing cost)**	**2,277,151.92**	**2,698,599.55**
027		0.00	0.00
028	**Exchange differences regarded as an adjustment to borrowing costs**	**379,712,071.36**	**-43,092,245.00**
029	**Sub Total**	**6,179,397,046.79**	**5,577,562,056.24**
030	Less: Transferred to Expenditure during construction period (net) - Note 43	380,022,785.10	318,164,196.81
031	Less: Transferred to development of coal mines-Note 43A	0.00	0.00
032		0.00	0.00
034	**Total**	**5,799,374,261.69**	**5,259,397,859.43**

GADARWARA

NOTE NO. 41 TO THE FS--DEPRECIATION AND AMORTIZATION EXPENSES **(Amount in ₹)**

	For the Year ended	31.03.2023	31.03.2022
001	**Depreciation and amortization expenses**	**0.00**	**0.00**
002	On property, plant and equipment- Note 2	7,056,589,990.93	6,876,556,607.36
003	On investment property	0.00	0.00
004	On intangible assets- Note 4	4,138,214.37	5,297,198.17
005		0.00	0.00
006	Sub-total	7,060,728,205.30	6,881,853,805.53
007	Less:	0.00	0.00
008	Allocated to fuel inventory	774,786,281.66	617,094,345.34
009	Transferred to Expenditure during Construction Period (net)- Note 43	0.00	0.00
010		0.00	0.00
011	Transferred/Allocated to development of coal mines	0.00	0.00
012	Adjustment with deferred revenue from deferred foreign currency fluctuation	48,519,000.00	8,035,000.00
013		0.00	0.00
015	**Total**	**6,237,422,923.64**	**6,256,724,460.19**

GADARWARA

NOTE NO. 42 TO THE FS--OTHER EXPENSE **(Amount in ₹)**

	For the Year ended	31.03.2023	31.03.2022
001	**OTHER EXPENSES**	**0.00**	**0.00**
002	Power charges	65,770,129.00	-189,139,220.00
003	Less: Recovered from contractors & employees	3,214,852.68	3,152,539.48
004	**Sub-Total(Power Charges)**	**62,555,276.32**	**-192,291,759.48**
005	Water charges	160,748,389.00	133,996,876.00
006	Stores consumed	46,825,101.86	28,241,459.50
007	Rent	1,188,331.00	969,370.00
008	Less:Recoveries	0.00	0.00
009	**Sub-Total (Rent)**	**1,188,331.00**	**969,370.00**
010	Cost of captive coal produced	0.00	0.00
011	**Repairs & maintenance**	**0.00**	**0.00**
012	Buildings	9,530,091.52	17,478,013.78
013	Plant & machinery	0.00	0.00
014	Power stations	925,648,501.49	702,728,529.06
015	Construction equipment	0.00	0.00
016	Others	99,589,942.22	69,109,716.28
017	**Sub-total (Repairs & maintenance)**	**1,034,768,535.23**	**789,316,259.12**
019	Load Dispatch Center Charges	7,265,091.00	6,255,895.00
021	Insurance	87,217,607.30	65,439,728.17
022	Interest to beneficiaries	0.00	91,306.00
023	Rates and taxes	42,940,635.63	31,067,948.97
024	Water cess & environment protection cess	0.00	0.00
025	Training & recruitment expenses	4,673,103.91	642,189.00
026	Less: Receipts	0.00	0.00
027	**Sub-total (Training and recruitment expenses)**	**4,673,103.91**	**642,189.00**
028	Communication expenses	16,727,240.73	12,980,456.81
029	Inland Travel	44,866,663.77	39,014,680.97
030	Foreign Travel	77,831.50	0.00
031	Tender expenses	0.00	0.00
032	Less: Receipt from sale of tenders	0.00	0.00
033	**Sub-total (Tender expenses)**	**0.00**	**0.00**
034	Payment to auditors	0.00	0.00
035	Audit fee	0.00	0.00
036	Tax audit fee	0.00	0.00
037	Other services	0.00	0.00
038	Reimbursement of expenses	0.00	0.00
039	**Sub-total (Payment to Auditors)**	**0.00**	**0.00**
040	Advertisement and publicity	1,979,343.00	787,223.00
041	Electricity duty	1,262,995,357.00	1,072,687,285.00
042	Security expenses	254,727,227.87	218,332,461.26
043	Entertainment expenses	15,056,009.04	13,015,778.62
044	Expenses for guest house	16,070,238.00	9,992,718.00
045	Less:Recoveries	450,699.80	64,380.30
046	**Sub-Total (Guest house expenses)**	**15,619,538.20**	**9,928,337.70**
047	Education expenses	8,902,022.00	6,727,223.66
049	Donations	0.00	0.00

NOTE NO. 42 TO THE FS--OTHER EXPENSE **(Amount in ₹)**

	For the Year ended	31.03.2023	31.03.2022
050	Ash utilisation & marketing expenses	1,475,494,569.72	13,626,017.41
051	Directors sitting fee	0.00	0.00
053	Professional charges and consultancy fees	3,944,002.81	3,021,998.05
054	Legal expenses	8,665,004.00	10,300,370.00
055	EDP hire and other charges	1,243,933.83	581,942.12
056	Printing and stationery	1,130,713.46	1,466,484.40
057	Oil & gas exploration expenses	0.00	0.00
059	Hiring of vehicles	21,464,960.24	17,514,436.35
061	Reimbursement of L.C.charges on sales realisation	0.00	0.00
062	LOSS ON FAIR VALUATION OF NON- CURRENT TRADE RECEIVABLE AT AMORTISED COST	0.00	0.00
063	Cost of Hedging	0.00	0.00
064	Derivatives MTM loss/gain (Net)	0.00	0.00
065	Net loss/(gain) in foreign currency transactions & translations	504,833,800.48	-392,218,139.24
066	Transport Vehicle running expenses	1,472,789.68	324,727.15
067	Horticulture Expenses	22,229,381.40	10,991,402.96
068	Hire charges- helicopter/aircraft.	0.00	0.00
069	Hire charges of construction equipment	0.00	971,717.15
070	Demurrage Charges	0.00	0.00
072		0.00	0.00
073	Miscellaneous expenses	27,697,450.36	31,564,221.78
074	Loss on disposal/write-off of PPE	33,619,937.64	62,133,707.36
075	**Sub-Total**	**5,170,929,847.98**	**1,997,481,604.79**
076	Less: Other expenses allocated to fuel inventory	150,537,956.28	74,396,629.50
077	Less: Transferred/Allocated to development of coal mines	0.00	0.00
078	Less: Transferred to fly ash utilisation reserve fund	1,274,580.20	807,449.55
079	Less: Hedging cost Net recoverable/payable from/to beneficiaries	0.00	0.00
080	Less: Others	0.00	0.00
081	Less: Transferred to CSR Expenses	0.00	3,919,426.00
082	Less:Transferred to Expenditure during Construction period(net)-Note 43	47,542,877.00	-210,834,685.60
083	Less: Transfer to Govt of Jharkhand A/c as recoverable	0.00	0.00
084	**Net (Generation, Administration and Other expenses)**	**4,971,574,434.50**	**2,129,192,785.34**
085	Corporate Social Responsibility Expenses	2,561,580.00	19,751,398.00
086	Less: Grants-in-aid	0.00	0.00
087	**Sub-total (Corporate Social Responsibility Expenses)**	**2,561,580.00**	**19,751,398.00**
088	**Provisions**	**0.00**	**0.00**
089	Doubtful Debts	0.00	0.00
090	Doubtful loans, advances and claims	0.00	0.00
091	Doubtful Construction Advances	0.00	0.00
092	Shortage in stores	15,812,658.00	50,008.00

GADARWARA

NOTE NO. 42 TO THE FS--OTHER EXPENSE **(Amount in ₹)**

	For the Year ended	31.03.2023	31.03.2022
093	Obsolete/Dimunition in the value of surplus stores	0.00	0.00
094	Shortage in construction stores	2,693,194.00	643,925.19
095	Dimunition in value of long term investments	0.00	0.00
096	Shortage in Fixed assets	0.00	7,894,156.73
097	Unfinished minimum work progress from oil & gas exploration	0.00	0.00
098	Unserviceable capital works	0.00	0.00
099	Tariff Adjustment	0.00	0.00
100	Others :	0.00	0.00
101	(i) Provision for arbitration cases	0.00	0.00
102	(ii) Other provisions	0.00	0.00
103	**Total (Provisions)**	**18,505,852.00**	**8,588,089.92**
104		0.00	0.00
106	**Total**	**4,992,641,866.50**	**2,157,532,273.26**
107		0.00	0.00
108	**Breakup of miscellaneous expenses.**	**0.00**	**0.00**
110	Hire charges of office equipment	0.00	0.00
112	Operating expenses of construction equipment	0.00	0.00
113	Operating expenses of D.G. sets	1,099,722.26	0.00
114	Furnishing expenses	978,290.00	572,332.30
115	Subscription to trade and other associations.	0.00	1,300.00
117	Visa and entry permit charges	0.00	0.00
118	Tree plantation exp.-NTPC Land	5,001,566.00	0.00
119	Research & development expenses .	0.00	0.00
120	Less : Grants received for Research & develoment expenses.	0.00	0.00
121	Sub-total (Research & development expenses)	0.00	0.00
122	Bank charges	6,660.04	44,017.37
123	Business Development Expenditure	0.00	0.00
124	Surcharge (NVVN)	0.00	0.00
125	Power Trading Expenses	11,858,022.00	23,697,291.00
126	Brokerage & commission	1,589,589.00	2,599,378.00
130	Books and periodicals	102,487.00	47,961.75
131	Claims/advances written off	0.00	0.00
132	Stores written off	0.00	0.00
133	Survey &Investigation expenses written off	0.00	0.00
134	Others	7,061,114.06	4,601,941.36
135	**Total**	**27,697,450.36**	**31,564,221.78**
136		0.00	0.00
137		0.00	0.00
138		0.00	0.00

GADARWARA

NOTE NO. 43 TO THE FS--EXPENDITURE DURING CONSTRUCTION PERIOD (NET) **(Amount in ₹)**

	For the Year ended	31.03.2023	31.03.2022
001	**EXPENDITURE DURING CONSTRUCTION PERIOD (NET)**	**0.00**	**0.00**
002	A. Employee benefits expense	0.00	0.00
003	Salaries and wages	29,325,284.64	0.00
004	Contribution to provident and other funds	0.00	0.00
005	Unwinding of deffered payroll expenses	0.00	0.00
006	Staff welfare expenses	0.00	0.00
007	**Total (A)**	**29,325,284.64**	**0.00**
008	**B. Finance Costs**	**0.00**	**0.00**
009	Finance charges on financial liabilities measured at amortised cost	0.00	0.00
010	Bonds	119,799,412.50	112,490,320.74
011	Foreign currency term loans	6,478,670.64	4,379,149.10
012	Rupee term loans	175,397,510.68	147,457,001.83
013	Foreign currency bonds/notes	54,020,431.87	55,055,932.24
014	Unwinding of discount on account of vendor liabilities	0.00	0.00
015	Others	0.00	0.00
016		0.00	0.00
017	Other Borrowings Costs	0.00	0.00
018	Guarantee Commission	0.00	0.00
019	Management Fees/Arrangers Fees	0.00	0.00
020	Commitment charges/Exposure Premium	12,089.71	0.00
021	Legal Expenses on foreign currency loans	0.00	0.00
022	Foreign currency bonds/notes expenses	0.00	0.00
023	Foreign Credit Insurance Premium	0.00	0.00
024	Upfront Fee	0.00	0.00
025	Exchange Differences	0.00	0.00
026	Others	128,083.24	2,579,696.77
027	Exchange differences regarded as adjustment to interest cost	24,186,586.46	-3,797,903.87
028	**Total (B)**	**380,022,785.10**	**318,164,196.81**
029		0.00	0.00
030	C. Depreciation and amortisation	0.00	0.00
031	**D. Generation , administration and other expenses**	**0.00**	**0.00**
032	Power charges	46,739,452.00	-211,176,059.60
033	Less: Recovered from contractors & employees	0.00	0.00
034	**Sub-total(Net power charges)**	**46,739,452.00**	**-211,176,059.60**
035	Water charges	0.00	0.00
036	Rent	0.00	0.00
037	Repairs & maintenance	0.00	0.00
038	Buildings	628,746.00	0.00
039	Construction equipment	0.00	0.00
040	Others	-628,746.00	279,660.00
041		0.00	0.00
042	Insurance	0.00	0.00

NOTE NO. 43 TO THE FS--EXPENDITURE DURING CONSTRUCTION PERIOD (NET) **(Amount in ₹)**

	For the Year ended	31.03.2023	31.03.2022
043	Rates and taxes	0.00	0.00
044	Communication expenses	0.00	0.00
045	Travelling expenses	0.00	0.00
046	Tender expenses	0.00	0.00
047	Less: Income from sale of tenders	0.00	0.00
048	**Sub-total (Net tender expenses)**	**0.00**	**0.00**
049	Advertisement and publicity	0.00	0.00
050	Security expenses	0.00	0.00
051	Entertainment expenses	0.00	0.00
052	Guest house expenses	0.00	0.00
053	Less: Receipt from guest house	0.00	0.00
054	**Sub-total (Net Guest House Expenses)**	**0.00**	**0.00**
055	Education expenses	0.00	0.00
056	Brokerage & Commission	0.00	0.00
057	Books and periodicals	0.00	0.00
058	Community development expenses	0.00	0.00
059	Professional charges and consultancy fee	0.00	0.00
060	Legal expenses	0.00	0.00
061	EDP Hire and other charges	0.00	0.00
062	Printing and stationery	0.00	0.00
063	Miscellaneous expenses	803,425.00	61,714.00
064	**Total (D)**	**47,542,877.00**	**-210,834,685.60**
065	**Total (A+B+C+D)**	**456,890,946.74**	**107,329,511.21**
066	**E. Less: Other Income**	**0.00**	**0.00**
067	Interest from	0.00	0.00
068	Indian banks	0.00	0.00
069	Foreign banks	0.00	0.00
070	Others	0.00	0.00
071	Contractors	0.00	0.00
072	Hire charges	0.00	0.00
073	Sale of scrap	0.00	0.00
074	Exchange Differences	0.00	0.00
075	Miscellaneous income	0.00	0.00
076	**TOTAL (E)**	**0.00**	**0.00**
077	F. Net actuarial gain/loss OCI	0.00	0.00
078		0.00	0.00
079	**GRAND TOTAL (A+B+C+D-E+F)**	**456,890,946.74**	**107,329,511.21**
080		0.00	0.00
081	*** Balance carried to Capital Work-in-progress - (Note 3)**	**456,890,946.74**	**107,329,511.21**

GADARWARA

NOTE NO. 44-A TO THE FINANCIAL STATEMENTS **(Amount in ₹)**

	As at	31.03.2023	31.03.2022
001	Balance sheet	0.00	0.00
002	Freehold land for which conveyancing of the title is awaiting completion of legal formalities	0.00	0.00
003	(a) area (in acres)	0.00	0.00
004	(b) value (in rs)	0.00	0.00
005	Right-of-use land for which execution of lease deed is awaiting completion of legal formalities	0.00	0.00
006	(a) area (in acres)	0.00	0.00
007	(b) value (in rs)	0.00	0.00
008	Right-of-use land acquired on perpetual lease and accordingly not amortised	0.00	0.00
009	(a) area (in acres)	0.00	0.00
010	(b) value (in rs.)	0.00	0.00
011	Land in physical possesession of the company which has not been shown in the books pending settlement of price (in acres)	0.00	0.00
012	Deposit with government authorities towards land in possession of the company included in cost of land which is subject to adjus	10,000,000.00	10,000,000.00
013	**Land not in possession of the company**	**0.00**	**0.00**
014	(a) area (in acres)	0.00	0.00
015	-Freehold	0.00	0.00
016	-Right of Use	0.00	0.00
017	(b) value (in rs)	0.00	0.00
018	-Freehold	0.00	0.00
019	-Right of Use	0.00	0.00
020	Right-of-use buildings pending completion of legal fomalities - value (in rs.)	0.00	0.00
021	Estimated amount of contracts remaining to be executed on capital account and not provided for	0.00	0.00
022	Property, plant & equipment	4,198,751,030.29	4,926,385,443.95
023	Intangible assets	0.00	0.00
024	Details of precommissioning expenditure	0.00	0.00
025	(a) precommissioning expenses	0.00	0.00
026	(b) precommissioning income	0.00	0.00
027	(c) net precommissioning expenditure	0.00	0.00
028		0.00	0.00
029		0.00	0.00
030		0.00	0.00
031	Exchange rate variation taken to revenue during the year (with -ve sign, if favourable)	0.00	0.00
045	Exchange rate variation capitalised during the year (with -ve sign, if favourable)	807,951,466.95	254,727,567.76
064	Short Term Leases	0.00	0.00
065	A) Rent	0.00	0.00
066	Company lease accomodation - executives	0.00	0.00
067	Company lease accomodation - directors	0.00	0.00
068	Others	1,188,331.00	969,370.00

NOTE NO. 44-A TO THE FINANCIAL STATEMENTS **(Amount in ₹)**

	As at	31.03.2023	31.03.2022
069	**Total**	**1,188,331.00**	**969,370.00**
101	Borrowing cost capitalised during the year	380,022,785.10	318,164,196.81
102	Revenue grants recognized during the year	0.00	0.00
103	Revenue expenditure on research and development	0.00	0.00
104	Capital expenditure on research and development.	0.00	0.00
105	Expenditure on sustainibility development - capital	0.00	0.00
106	Expenditure on csr- capital	0.00	0.00
107	Opening balance - CSR Liability	717,000.00	2,769,511.50
108	Paid/Adjusted during the Year out of Opening above	0.00	2,769,511.50
109	Amount yet to be paid against Cr Year CSR Exp	752,850.00	-717,000.00
110	Closing Balance CSR- Liability (110)	1,469,850.00	-717,000.00
111		0.00	0.00
112		0.00	0.00
113		0.00	0.00
114		0.00	0.00
115	Disclosure under msmed act 2006.	0.00	0.00
116	(i) (a) the principal amount remaining unpaid as at year end	58,394,686.44	106,697,784.52
117	(i) (b) interest due there on remaining unpaid as at Year end	0.00	0.00
118	(ii) the amount of interest paid by the buyer in terms of section 16, along with the amounts of the payment made to the supplier	0.00	0.00
119	(iii) the amount of interest due and payable for the period of delay in making payment(which has been paid but beyond the appoin	0.00	0.00
120	(iv) the amount of interest accrued and remaining unpaid at the end of the year; and	0.00	0.00
121	(v) the amount of further interest remaining due and payable even in the succeeding years, until such date when the interest due	0.00	0.00
122	Amount of inventories recognized as an expense (including fuel)	39,390,873,447.47	24,531,154,927.52
123	Amount of inventories capitalised as overhauling assets out of 122 above	833,086.00	115,057,233.11
124	Amount capitalised as edc out of 122 above	0.00	0.00
133	Value of Imported Material Consumed during the Year	0.00	0.00
134		0.00	0.00
135	Contingent liabilities	0.00	0.00
136	A. Claims against the company not acknowledged as debts in respect of :	0.00	0.00
137	(i)Capital works	2,802,768,355.70	1,156,117,690.00
138	(ii)Land compensation cases	18,796,000.00	1,296,000.00
139	(iii)Others by state authorities towards:-	0.00	0.00
140	(a) Water royalty / water charges / nala tax	0.00	0.00
141	(b) Diversion of land / building permission fees	0.00	0.00

NOTE NO. 44-A TO THE FINANCIAL STATEMENTS **(Amount in ₹)**

	As at	31.03.2023	31.03.2022
142	(c) Other demands by state authorities	0.00	0.00
143	(iv) Others by fuel companies	0.00	0.00
144	(a) Disputes related to grade slippage-third party sampling	25,575,169.00	0.00
145	(b) Surface transportation charges on coal	0.00	0.00
146	(c) Take or pay claim - Gas stations	0.00	0.00
147	(d) Other claims by fuel companies not acknowledged as debt	0.00	0.00
149	B.Disputed tax demands	0.00	0.00
150	(i) Income tax	0.00	0.00
151	(ii) Excise duty	0.00	0.00
152	(iii) Sales tax	242,000.00	242,000.00
153	(iv) Service tax/GST	25,227,387.30	0.00
154	(v) Entry tax	2,840,455.00	2,840,455.00
155	C. Others	36,236,319.00	36,236,319.00
156	**Total**	**2,911,685,686.00**	**1,196,732,464.00**
157	D. Possible reimbursement on account of contingent liabilities	0.00	0.00
158	(i) Capital works	0.00	0.00
159	(ii)Land compensation cases	0.00	0.00
160	(iii)Others (by state authorities)	0.00	0.00
161		0.00	0.00
162	(iv) Others by fuel companies	0.00	0.00
163	(v) Disputed income tax demand	0.00	0.00
164	(vi) Disputed tax demands -others	0.00	0.00
165	(vii) Others	0.00	0.00
167	**Total**	**0.00**	**0.00**
168	E.AMOUNT PAID UNDER PROTEST/ADJUSTED BY AUTHORITIES - TAX CASES	1,452,547.00	0.00
169	F.CONTINGENT ASSETS	0.00	0.00
170	Intangible under development : less than 1 year	0.00	0.00
171	Intangible under development #: 1-2 year	0.00	0.00
227	Intangible under development #: 2-3 year	0.00	0.00
277	Intangible under development #: More than 3 years	0.00	0.00
278	**Capital-Work-in Progress (CWIP)**	**0.00**	**0.00**
279	Projects in progress	8,627,097,980.16	9,202,814,764.57
280	Projects temporarily suspended	0.00	0.00
281		0.00	0.00
282		0.00	0.00
283	**Projects in progress**	**0.00**	**0.00**
284	Less than 1 year	1,045,804,224.95	3,054,174,912.01
285	1-2 years	2,472,450,790.77	3,476,494,936.36
286	2-3 years	3,301,946,128.78	2,631,644,597.48
287	More than 3 years	1,806,896,835.66	40,500,318.72
288	**Sub Total (I)**	**8,627,097,980.16**	**9,202,814,764.57**
289		0.00	0.00

NOTE NO. 44-A TO THE FINANCIAL STATEMENTS **(Amount in ₹)**

	As at	31.03.2023	31.03.2022
290	**Projects temporarily suspended**	**0.00**	**0.00**
291	Less than 1 year	0.00	0.00
292	1-2 years	0.00	0.00
293	2-3 years	0.00	0.00
294	More than 3 years	0.00	0.00
295	**Sub Total (II)**	**0.00**	**0.00**
296		0.00	0.00
380	Previous year figures have been regrouped/rearranged wherever necessary.	0.00	0.00

GADARWARA

NOTE NO. 44-B TO THE FS--RPD DISCLOSURE- TRANSACTIONS DURING THE PERIOD **(Amount in ₹)**

	For the Year ended	31.03.2023	31.03.2022
001	**1) Transactions during the year- subsidiaries**	**0.00**	**0.00**
002	Purchase of equipment, supply & erection services	0.00	0.00
003	Purchase of spares	0.00	0.00
004	Maintenance services	0.00	0.00
005	Contracts for works/services for services provided by the company	0.00	0.00
006	Deputation of employees	0.00	0.00
007	Sales of goods	0.00	0.00
008	Sales of property and other assets	0.00	0.00
009	**Sub-total**	**0.00**	**0.00**
010		0.00	0.00
011	Dvidend received	0.00	0.00
012	Equity contributions made	0.00	0.00
013	Share application money pending allotment	0.00	0.00
014	Loans granted	0.00	0.00
015	Interest on Loan	0.00	0.00
016	Guarantees received	0.00	0.00
017	Guarantees provided	0.00	0.00
018	**Sub-total**	**0.00**	**0.00**
019		0.00	0.00
020	**Transactions during the year- jvs**	**0.00**	**0.00**
021	Purchase of equipment, supply & erection services	5,687,313.00	20,514,235.00
022	Purchase of spares	0.00	0.00
023	Maintenance services	291,006,592.93	244,896,186.53
024	Contracts for works/services for services provided by the company	1,008,227.32	1,114,908.08
025	Deputation of employees	0.00	0.00
026	Sales of goods	0.00	0.00
027	Sales of property and other assets	0.00	0.00
028	**Sub-total**	**297,702,133.25**	**266,525,329.61**
029	Dividend received	0.00	0.00
030	Equity contributions made	0.00	0.00
031	Share application money pending allotment	0.00	0.00
032	Loans granted	0.00	0.00
033	Guarantees received	0.00	0.00
034	Interest on Loan	0.00	0.00
035	Guarantees provided	0.00	0.00
036	**Sub-total**	**0.00**	**0.00**
037	**Total**	**297,702,133.25**	**266,525,329.61**
038	**Transactions with post employment benefit plans**	**0.00**	**0.00**
039	Contributions made during the year	0.00	0.00
040	**Compensation to key management personnel**	**0.00**	**0.00**
041	Short term employee benefits	0.00	0.00
042	Post employment benefits	0.00	0.00
043	Other long term benefits	0.00	0.00
044	Termination benefits	0.00	0.00

NOTE NO. 44-B TO THE FS--RPD DISCLOSURE- TRANSACTIONS DURING THE PERIOD **(Amount in ₹)**

	For the Year ended	31.03.2023	31.03.2022
045	Sitting Fee	0.00	0.00
046	Share based payments	0.00	0.00
047	**Sub-total**	**0.00**	**0.00**
048	**Transactions with the related parties under the control of the same government:**	**0.00**	**0.00**
049	Coal india ltd.. And its subsidiaries- purchase of coal	9,619,175,598.25	11,509,456,643.73
050	Singareni coalfields ltd- purchase of coal	124,494,743.00	130,569,701.00
051	**Bhel ltd.**	**0.00**	**0.00**
052	Purchase of equipment, supply & erection services	32,659,706.56	42,180,626.67
053	Purchase of spares	44,058,204.10	170,138,038.97
054	Maintenance services	54,074,352.68	76,844,943.61
055	**Sub-total**	**130,792,263.34**	**289,163,609.25**
056	Gail (i) ltd. Supply of natural gas	0.00	0.00
057	Iocl supply of oil products	653,636,171.46	338,203,850.99
058	Bpcl-supply of natural gas and oil	0.00	166,018,288.51
059	Sail-supply of steel and iron products	43,244,984.00	42,039,808.26
060	Other entities	0.00	0.00
061	Purchase of equipments & erection services	1,209,683,911.47	162,283,214.23
062	Purchase of spares	778,562.00	2,680,612.39
063	Maintenance services	64,394,350.58	121,435,995.73
064		0.00	0.00
065	**Total**	**11,846,200,584.10**	**12,761,851,724.09**
066	**Transaction with other**	**0.00**	**0.00**
067	**Transaction with ntpc education and research society and ntpc foundation**	**0.00**	**0.00**
068	- transactions during the year	0.00	0.00
069	ADDITIONAL TRANSACTIONS WITH RELATED PARTIES FOR PSU	0.00	0.00
070	Additional Transactions with GAIL	0.00	0.00
071	Additional Transactions with subsidiaries	0.00	0.00
072	Additional Transactions with joint ventures	0.00	0.00
073		0.00	0.00
074		0.00	0.00

GADARWARA

NOTE NO. 44-C TO THE FS--RPD DISCLOSURE- OUTSTANDING BALANCES **(Amount in ₹)**

	As at	31.03.2023	31.03.2022
001	**Outstanding balance**	**0.00**	**0.00**
002	**Amount recoverable towards loans**	**0.00**	**0.00**
003	- From Subsidiaries	0.00	0.00
004	- From JVC	0.00	0.00
005	- From KMP	0.00	0.00
006	- From Others	0.00	0.00
007	Sub-total	0.00	0.00
008	**Amount recoverable other than loan**	**0.00**	**0.00**
009	- from subsidiaries	0.00	0.00
010	- from joint ventures	8,000.88	10,335.86
011	- from key managerial personnel	0.00	0.00
012	- from post employment benfit plans	0.00	0.00
013	- from others	0.00	0.00
014	Sub-total	8,000.88	10,335.86
015	**Amount payable**	**0.00**	**0.00**
016	- from subsidiaries	0.00	0.00
017	- from joint ventures	26,728,117.22	7,448,750.97
018	- from key managerial personnel	0.00	0.00
019	- from post employment benfit plans	0.00	0.00
020	- from others	0.00	0.00
021	Sub-total	26,728,117.22	7,448,750.97
022		0.00	0.00

GADARWARA

BALANCE SHEET **(Amount in ₹)**

	As at	Note	31.03.2024	31.03.2023
001	**ASSETS**		**0.00**	**0.00**
002			**0.00**	**0.00**
003	**NON-CURRENT ASSETS**		**0.00**	**0.00**
004	PROPERTY, PLANT & EQUIPMENT	2	109,768,831,172.09	115,213,937,103.59
005	CAPITAL-WORK-IN-PROGRESS	3	9,568,150,995.57	8,627,097,980.16
006	INVESTMENT PROPERTY	4	0.00	0.00
007	INTANGIBLE ASSETS	5	68,054,438.42	70,990,563.63
008	INTANGIBLE ASSETS UNDER DEVELOPMENT	6	0.00	0.00
009	**FINANCIAL ASSETS**		**0.00**	**0.00**
010	I) EQUITY INVESTMENTS IN SUBSIDIARIES AND JOINT VENTURES	7	0.00	0.00
011	II) OTHER INVESTMENTS	8	0.00	0.00
012	III) LOANS	9	64,772,657.02	55,821,033.47
013	IV) TRADE RECEIVABLES	10	0.00	0.00
014	V) OTHER FINANCIAL ASSETS	11	0.00	0.00
016	OTHER NON-CURRENT ASSETS	12	4,893,261,665.68	4,184,191,423.82
017	**TOTAL NON-CURRENT ASSETS**		**124,363,090,928.78**	**128,152,038,104.67**
018			**0.00**	**0.00**
019	**CURRENT ASSETS**		**0.00**	**0.00**
020	INVENTORIES	13	6,470,268,537.54	5,290,852,197.69
021	**FINANCIAL ASSETS**		**0.00**	**0.00**
022	I) OTHER INVESTMENTS	14	0.00	0.00
023	II) TRADE RECEIVABLES	15	0.00	0.00
024	III) CASH AND CASH EQUIVALENTS	16	0.00	0.00
025	IV) BANK BALANCES OTHER THAN CASH AND CASH EQUIVALENTS	17	0.00	0.00
026	V) LOANS	18	34,360,913.67	33,909,092.90
027	VI) OTHER FINANCIAL ASSETS	19	570,999,026.82	161,122,082.65
028	CURRENT TAX ASSETS (NET)		0.00	0.00
029			0.00	0.00
030	OTHER CURRENT ASSETS	20	4,360,631,026.93	2,987,050,502.97
031			0.00	0.00
032	**TOTAL CURRENT ASSEETS**		**11,436,259,506.96**	**8,472,933,676.21**
033	ASSETS HELD FOR SALE	21	0.00	0.00
036	REGULATORY DEFERRAL ACCOUNT DEBIT BALANCES	22	508,360,237.39	1,314,707,171.71
037	**TOTAL ASSETS**		**136,307,710,673.13**	**137,939,679,152.59**
038	**EQUITY AND LIABILITIES**		**0.00**	**0.00**
039	**EQUITY**		**0.00**	**0.00**
040	EQUITY SHARE CAPITAL	23	0.00	0.00
041	OTHER EQUITY	24	29,144,936,595.69	21,552,550,256.02
044	**TOTAL EQUITY**		**29,144,936,595.69**	**21,552,550,256.02**
045			0.00	0.00
046	**LIABILITIES**		**0.00**	**0.00**
047	**NON-CURRENT LIABILITIES**		**0.00**	**0.00**
048	**FINANCIAL LIABILITIES**		**0.00**	**0.00**
049	I) BORROWINGS	25	0.00	0.00

GADARWARA

BALANCE SHEET **(Amount in ₹)**

	As at	Note	31.03.2024	31.03.2023
050	II) LEASE LIABILITIES	26	223,462,189.34	205,906,428.52
051	**III) TRADE PAYABLES**		**0.00**	**0.00**
052	- TOTAL OUTSTANDING DUES OF MICRO AND SMALL ENTERPRISES	27	0.00	0.00
053	- TOTAL OUTSTANDING DUES OF CREDITORS OTHER THAN MICRO AND SMALL ENTERPRISES	27	0.00	0.00
054	IV) OTHER FINANCIAL LIABILITIES	28	14,345,474.07	10,610,765.81
055	PROVISIONS	29	0.00	0.00
056	DEFERRED TAX LIABILITIES (NET)	30	0.00	0.00
057	OTHER NON-CURRENT LIABILITIES	31	0.00	0.00
058			**0.00**	**0.00**
059	**TOTAL NON-CURRENT LIABILITIES**		**237,807,663.41**	**216,517,194.33**
060			**0.00**	**0.00**
061	**CURRENT LIABILITIES**		**0.00**	**0.00**
062	**FINANCIAL LIABILITIES**		**0.00**	**0.00**
063	I) BORROWINGS	32	0.00	0.00
064	II) LEASE LIABILITIES	33	19,923,579.29	18,654,925.11
065	**III) TRADE PAYABLES**		**0.00**	**0.00**
066	- TOTAL OUTSTANDING DUES OF MICRO AND SMALL ENTERPRISES	34	192,591,884.74	39,422,834.16
067	- TOTAL OUTSTANDING DUES OF CREDITORS OTHER THAN MICRO AND SMALL ENTERPRISES	34	4,119,812,236.89	2,796,627,716.96
068	III) OTHER FINANCIAL LIABILITIES	35	8,509,834,041.61	9,183,279,911.45
069	OTHER CURRENT LIABILITIES	36	188,843,278.27	243,073,251.35
070	PROVISIONS	37	381,788,932.89	204,983,951.12
071	CURRENT TAX LIABILITIES (NET)	38	0.00	0.00
072			**0.00**	**0.00**
073	**TOTAL CURRENT LIABILITIES**		**13,412,794,055.69**	**12,486,042,590.14**
074			**0.00**	**0.00**
077	DEFERRED REVENUE	39	1,062,841,265.00	989,451,000.00
078	REGULATORY DEFERRAL ACCOUNT CREDIT BALANCES	39A	0.00	0.00
079	INTER UNIT ACCOUNTS		92,449,331,093.34	102,695,118,112.10
080			**0.00**	**0.00**
081	**TOTAL EQUITY AND LIABILITIES**		**136,307,710,673.13**	**137,939,679,152.59**
082	Material Accounting Policies as per note 1	1	0.00	0.00
083			0.00	0.00
084	The Accompanying notes 1 to 48A form an integral part of these financial statements.		0.00	0.00
085			**0.00**	**0.00**

RAM BABU
(Auditor Initial & Stamp)

VENKATESWAR BOMPADA
Digitally signed by VENKATESWAR BOMPADA
Date: 2024.04.27 20:23:12 +05'30'
(Head of Finance)

PROBAL MUNDLE
Digitally signed by PROBAL MUNDLE
Date: 2024.04.29 12:12:50 +05'30'
(Head of Unit)

GADARWARA

STATEMENT OF PROFIT AND LOSS **(Amount in ₹)**

	For the Year ended	Note	31.03.2024	31.03.2023
001	**Revenue**		**0.00**	**0.00**
002	Revenue from operations	40	61,615,925,068.47	63,800,451,316.56
003	Other income	41	134,420,265.57	245,799,046.48
005	**Total Income**		**61,750,345,334.04**	**64,046,250,363.04**
007	**Expenses**		**0.00**	**0.00**
008	Fuel including cost of captive coal	42	35,119,076,642.33	39,005,258,977.66
009	Employee benefits expense	43	998,647,437.31	989,581,157.06
010	Electricity purchased for trading		0.00	0.00
011	Finance costs	44	5,628,646,679.37	5,799,374,261.69
012	Depreciation, amortization and impairment expenses	45	6,193,669,901.96	6,237,417,240.03
013			0.00	0.00
014	Other expenses	46	4,853,563,276.44	4,992,641,866.50
015	CC expenses charge to revenue		561,118,256.85	551,334,229.12
016	Less: Unit expenses transferred to CC		0.00	0.00
017	**Total expenses**		**53,354,722,196.26**	**57,575,807,732.26**
020	**Profit before exceptional items & tax**		**8,395,623,137.78**	**6,470,642,630.78**
021	Exceptional items		0.00	0.00
024	**Profit before tax**		**8,395,623,137.78**	**6,470,642,630.78**
027	**Tax expense:**		**0.00**	**0.00**
028	Current tax		0.00	0.00
031	Deferred tax		0.00	0.00
034			0.00	0.00
035	**Total Tax expense**		**0.00**	**0.00**
036	**Profit for the period before regulatory deferral account balances**		**8,395,623,137.78**	**6,470,642,630.78**
037	**Movement in regulatory deferral account balances**		**0.00**	**0.00**
038	Regulatory deferred account - deferred		0.00	0.00
039	Others		-806,346,934.32	771,177,656.32
040	Tax impact on regulatory deferral account balances		0.00	0.00
041	**Net movement in regulatory deferral account balances (net of tax)**		**-806,346,934.32**	**771,177,656.32**
042	**Profit for the period/ year**		**7,589,276,203.46**	**7,241,820,287.10**
055	**Other comprehensive income**		**0.00**	**0.00**
056	**(A) Items that will not be reclassified to profit or loss**		**0.00**	**0.00**
057	- Net gains/(losses) on fair value of equity instruments through other comprehensive income		0.00	0.00
058	Income tax on above that will not be reclassified to profit or loss		0.00	0.00
059	- Net actuarial gains/(losses) on defined benefit plans		3,110,136.21	-8,120,657.43
060	Income tax on above that will not be reclassified to profit or loss		0.00	0.00
064			0.00	0.00
065	**Other comprehensive income for the year, net of income tax**		**3,110,136.21**	**-8,120,657.43**
070			0.00	0.00
071			0.00	0.00
072	**Total Comprehensive Income for the year**		**7,592,386,339.67**	**7,233,699,629.67**

GADARWARA

STATEMENT OF PROFIT AND LOSS **(Amount in ₹)**

	For the Year ended	Note	31.03.2024	31.03.2023
086			0.00	0.00
087	**Earnings per equity share:**		**0.00**	**0.00**
088	Basic & Diluted		0.00	0.00
089	Material Accounting Policies		0.00	0.00
090			0.00	0.00
091	The accompanying notes 1 to 48 form an integral part of these financial statements.		0.00	0.00

RAM BABU

(Auditor Initial & Stamp)

VENKATESWAR BOMPADA

Digitally signed by VENKATESWAR BOMPADA
Date: 2024.04.27 20:24:06 +05'30'

(Head of Finance)

PROBAL MUNDLE

Digitally signed by PROBAL MUNDLE
Date: 2024.04.29 12:13:11 +05'30'

(Head of Unit)

Note forming part of Balance Sheet
NOTE NO. 2 TO THE FS-NCA-PROPERTY, PLANT AND EQUIPMENT
Business Area :1049

(Amount in Rupees)

Asset Class	Opening Gross Block As At 01.04.2023	Additions	Deductions/ Adjustments	Closing Gross Block As At 31.03.2024	Opening Depreciation As At 01.04.2023	Additions	Deductions/ Adjustments	Closing Depreciation As At 31.03.2024	Net Block As At 31.03.2024	Net Block As At 31.03.2023
1 TANGIBLE ASSETS	0.00	0.00	0.00	0.00	0.00	0.00	0.00	0.00	0.00	0.00
2 Land : (including development expenses)	0.00	0.00	0.00	0.00	0.00	0.00	0.00	0.00	0.00	0.00
3 Freehold	3939116920.82	991129.01	0.00	3940108049.83	0.00	0.00	0.00	0.00	3940108049.83	3939116920.82
4 Right of Use	550232755.92	0.00	0.00	550232755.92	85268709.28	22245389.65	0.00	107514098.93	442718656.99	464964046.64
5 Submergence	0.00	0.00	0.00	0.00	0.00	0.00	0.00	0.00	0.00	0.00
6 Right of use - Coal Bearing Area Land	0.00	0.00	0.00	0.00	0.00	0.00	0.00	0.00	0.00	0.00
7 Roads,bridges, culverts & helipads	1452300676.96	(101498724.07)	0.00	1350802152.89	173139724.88	49409300.40	0.00	222549025.28	1128253127.61	1279161152.08
8 Building :	0.00	0.00	0.00	0.00	0.00	0.00	0.00	0.00	0.00	0.00
9 Freehold	0.00	0.00	0.00	0.00	0.00	0.00	0.00	0.00	0.00	0.00
10 Main plant	3110055523.54	121316501.59	0.00	3231372025.13	383321648.88	106052504.77	0.00	489374153.65	2741997871.48	2726733874.66
11 Others	4922263513.11	22044919.27	0.00	4944308432.38	538382087.41	177960304.42	0.00	716342391.83	4227966040.55	4383881425.70
12 Right of Use	0.00	0.00	0.00	0.00	0.00	0.00	0.00	0.00	0.00	0.00
13 Temporary erection	1456372.20	0.00	0.00	1456372.20	1456372.20	0.00	0.00	1456372.20	0.00	0.00
14 Water Supply, drainage & sewerage system	54490888.06	0.00	0.00	54490888.06	11810727.21	2129035.70	0.00	13939762.91	40551125.15	42680160.85
15 Hydraulic works, barrages, dams, tunnels and power channel	0.00	0.00	0.00	0.00	0.00	0.00	0.00	0.00	0.00	0.00
16 MGR track and signalling system	12806741359.88	679344606.55	0.00	13486085966.43	1703563874.94	698762923.10	0.00	2402326798.04	11083759168.39	11103177484.94
17 Railway siding	0.00	0.00	0.00	0.00	0.00	0.00	0.00	0.00	0.00	0.00
18 Earth dam reservoir	229296892.27	(14356542.18)	0.00	214940150.09	44853623.21	12179468.69	0.00	57033091.90	157907058.19	184443069.06
19 Plant and machinery(including associated civil works) Owned Asset	106677043659.74	705097761.43	142955070.86	107525096492.03	17987235232.07	5850931863.95	(13323060.13)	23824844015.89	83700252476.14	88689808427.67

Note forming part of Balance Sheet
NOTE NO. 2 TO THE FS-NCA-PROPERTY, PLANT AND EQUIPMENT
Business Area :1049

(Amount in Rupees)

Asset Class	Opening Gross Block As At 01.04.2023	Additions	Deductions/ Adjustments	Closing Gross Block As At 31.03.2024	Opening Depreciation As At 01.04.2023	Additions	Deductions/ Adjustments	Closing Depreciation As At 31.03.2024	Net Block As At 31.03.2024	Net Block As At 31.03.2023
20 Plant and machinery(including associated civil works) -Right of use Asset	0.00	0.00	0.00	0.00	0.00	0.00	0.00	0.00	0.00	0.00
21 Furniture and fixtures	489501092.17	2857001.83	0.00	492358094.00	116355065.24	29813352.15	0.00	146168417.39	346189676.61	373146026.93
22 Assets under 5 Km Scheme	0.00	0.00	0.00	0.00	0.00	0.00	0.00	0.00	0.00	0.00
23 Vehicles including speedboats / helicopter-Owned	548758.00	0.00	0.00	548758.00	265055.58	52675.13	0.00	317730.71	231027.29	283702.42
24 Vehicles including speedboats / helicopter - Right of Use	0.00	0.00	0.00	0.00	0.00	0.00	0.00	0.00	0.00	0.00
25 Office equipment	110646999.33	1891255.05	0.00	112538164.38	37150123.70	13756509.83	0.00	50906633.53	61631530.85	73496785.63
26 EDP, WP machines and satcom equipment	57891482.04	15730296.00	(4669339.75)	68952438.29	29794684.49	13248746.52	(4548406.53)	38495024.48	30457413.81	28096797.55
27 Construction equipments	135499526.45	9056000.00	0.00	144555526.45	39680415.27	11884938.79	0.00	51565354.06	92990172.39	95819111.18
28 Electrical Installations	2067831708.33	40700867.40	0.00	2108532575.73	352799744.05	105475197.32	0.00	458274941.37	1650257634.36	1715031964.28
29 Communication equipments	57205792.26	11883857.94	0.00	69089650.20	15371151.95	8832100.36	0.00	24203252.31	44886397.89	41834640.31
30 Hospital equipments	9985411.57	1668978.43	0.00	11654390.00	4216889.88	1219637.42	0.00	5436527.30	6217862.70	5768521.69
31 Laboratory and workshop equipments	82478909.97	10390348.90	0.00	92869258.87	15985918.79	4427458.22	0.00	20413377.01	72455881.86	66492991.18
32 Capital expenditure on assets not owned by the Company	0.00	0.00	0.00	0.00	0.00	0.00	0.00	0.00	0.00	0.00
33 Assets of Government	0.00	0.00	0.00	0.00	0.00	0.00	0.00	0.00	0.00	0.00

Note forming part of Balance Sheet
NOTE NO. 2 TO THE FS-NCA-PROPERTY, PLANT AND EQUIPMENT
Business Area :1049

(Amount in Rupees)

Asset Class	Opening Gross Block As At 01.04.2023	Additions	Deductions/ Adjustments	Closing Gross Block As At 31.03.2024	Opening Depreciation As At 01.04.2023	Additions	Deductions/ Adjustments	Closing Depreciation As At 31.03.2024	Net Block As At 31.03.2024	Net Block As At 31.03.2023
34 Less:Grants from Government	0.00	0.00	0.00	0.00	0.00	0.00	0.00	0.00	0.00	0.00
35 Less: Recoverable from GOI	0.00	0.00	0.00	0.00	0.00	0.00	0.00	0.00	0.00	0.00
36 Assets for ash utilisation	2041929.54	0.00	0.00	2041929.54	0.00	0.00	0.00	0.00	2041929.54	2041929.54
37 (Less):-Adjusted from fly ash utilisation reserve fund	2041929.54	0.00	0.00	2041929.54	0.00	0.00	0.00	0.00	2041929.54	2041929.54
38 Site Restoration Cost	0.00	0.00	0.00	0.00	0.00	0.00	0.00	0.00	0.00	0.00
39 Mining Properties	0.00	0.00	0.00	0.00	0.00	0.00	0.00	0.00	0.00	0.00
Grand Total (Tangible)	136754588152.62	1507118257.15	138285731.11	138399992140.86	21540651049.03	7108381406.42	(17871466.66)	28631160968.79	109766831172.09	115213937103.59
Grand Total Prev Year (Tangible)	133659527382.51	2332936444.25	762124325.86	136754588152.62	14495591847.99	7056584307.32	(11525106.28)	21540651049.03	115213937103.59	119163935534.52

Note forming part of Balance Sheet
NOTE NO. 2 TO THE FS-NCA-PROPERTY, PLANT AND EQUIPMENT
Business Area :1049

(Amount in Rupees)

Details of Adjustments of Gross Block and Depreciation/Amortization				
Particulars	**Gross Block**		**Depreciation/Amortization**	
	Tangible As At: 31.03.2024	**Tangible As At: 31.03.2023**	**Tangible As At: 31.03.2024**	**Tangible As At: 31.03.2023**
Disposal of assets	(2257564.25)	(6177099.30)	(2257564.25)	(6177099.30)
Retirement of assets	(37202088.92)	(39396576.19)	(15583359.98)	(5094541.38)
Cost adjustments	177140242.07	807951466.95	0.00	0.00
Assets capitalised with retrospective effect / Write back of excess capitalisation	0.00	0.00	0.00	0.00
Depreciation on construction equipment capitalised as EDC	0.00	0.00	0.00	0.00
Prior Period Depreciation due to Assets capitalised with retrospective effect / Write back of excess capitalisation	0.00	0.00	0.00	0.00
Special Depreciation (As per New Policy)	0.00	0.00	0.00	0.00
Transfer in /out because of Inter Unit transfers	605142.21	(253465.60)	(30562.43)	(253465.60)
Others	0.00	0.00	0.00	0.00
TOTAL	**138285731.11**	**762124325.86**	**(17871486.66)**	**(11525106.28)**

Note:- Additions during the year includes capital expenditure towards CSR (in Rs.) : 0.00

Note forming part of Balance Sheet
NOTE NO. 3 TO THE FS-NCA-CAPITAL WORK-IN-PROGRESS
Business Area: GADARWARA

(Amount in Rupees)

Sl No	Asset Class	As At 01.04.2023	Addition	Deduction/ Adjustment	Capitalized	As At 31.03.2024
	1	2	3	4	5	6
1	CAPITAL WORK-IN-PROGRESS					
2	Development of land					
3	Roads, bridges, culverts & helipads		322072.13		322072.13	
4	Piling and foundation					
5	Buildings :					
6	Main plant		10543764.26	(10543764.26)		
7	Others	44454917.40	325819436.67	(286784135.71)	19794461.66	63695756.70
8	Temporary erection	712892.33		(712892.33)		
9	Water supply, drainage and sewerage system	1263193.65	461649.18			1724842.83
10	Hydraulic works, barrages, dams, tunnels and power channel					
11	MGR track and signalling system		614304053.46	(614304053.46)		
12	Railway siding	252789171.60	200068110.14	(65040553.09)		387816728.65
13	Earth dam reservoir					
14	Plant and equipment	7960269398.96	1130851968.86	(125707814.29)	106594910.35	8858818643.18
15	Furniture and fixtures					
16	Vehicles					
17	Office equipment					
18	EDP/WP machines & satcom equipment		951898.00	(306924.00)	644974.00	
19	Construction equipments	4572000.26	4572000.00	(4572000.26)	4572000.00	
20	Electrical installations	24787803.07	19479696.42	(4094064.60)	36606802.80	3566632.09
21	Communication equipment	10736959.94			10736959.94	
22	Hospital equipments	17399.71		(0.71)	17399.00	
23	Laboratory and workshop equipments	1406924.00			1406924.00	
24	Assets under 5Km Scheme of the GOI					
25	Capital expenditure on assets not owned by the company					
26	Expenditure towards development of coal mines					
27	Survey,Investigation,Consultancy & Supervision Cha					
28	Difference in exchange on foreign currency loans					

Note forming part of Balance Sheet

(Amount in Rupees)

NOTE NO. 3 TO THE FS-NCA-CAPITAL WORK-IN-PROGRESS

Business Area: GADARWARA

Sl No	Asset Class	As At 01.04.2023	Addition	Deduction/ Adjustment	Capitalized	As At 31.03.2024
	1	2	3	4	5	6
29	Expenditure towards diversion of forest land					
30	Pre-commissioning expenses (net)					
31	ExpPendAlloca-oth ex attribut Project		34294728.00			34294728.00
32	Expenditure During Construction Period (net)*		405954303.81	(7874322.09)		398079981.72
33	LESS : Allocated to related works		398079981.72			398079981.72
34	LESS : Provision for Unservicable works					
35	**Construction stores (At Cost)**					
36	Steel	284738176.06		(76907533.35)		207830642.71
37	Cement	10905422.36		2689823.40		13595245.76
38	Others	110631451.62	46879367.79	(79277725.44)		78233094.17
39	**Sub-total**	**406275050.24**	**46879367.79**	**(153495435.39)**		**299656982.64**
40	LESS : Provision for shortages	80187731.00		1237587.52		81425318.52
41	**Sub-total**	**326087319.24**	**46879367.79**	**(154733022.91)**		**218233664.12**
42	**Total CWIP**	**8627097980.16**	**2396423067.00**	**(1274673547.71)**	**180696503.88**	**9568150995.57**
43						
44						
45	**PREVIOUS YEAR TOTAL**	**9202814764.57**	**2727392208.35**	**(3123790514.37)**	**100074126.67**	**8627097980.16**

Note:- Additions during the year includes capital expenditure towards CSR (in Rs.) : 0.00

Note forming part of Balance Sheet
NOTE NO. 4 TO THE FS-NCA-INVESTMENT PROPERTY
Business Area :1049

(Amount in Rupees)

Asset Class	Opening Gross Block As At 01.04.2023	Additions	Deductions/ Adjustments	Closing Gross Block As At 31.03.2024	Opening Depreciation As At 01.04.2023	Additions	Deductions/ Adjustments	Closing Depreciation As At 31.03.2024	Net Block As At 31.03.2024	Net Block As At 31.03.2023
INVESTEMENT PROPERTY	0.00	0.00	0.00	0.00	0.00	0.00	0.00	0.00	0.00	0.00
1 Free Hold Land	0.00	0.00	0.00	0.00	0.00	0.00	0.00	0.00	0.00	0.00
2 ROU Land	0.00	0.00	0.00	0.00	0.00	0.00	0.00	0.00	0.00	0.00
Grand Total (Investment Property)	0.00	0.00	0.00	0.00	0.00	0.00	0.00	0.00	0.00	0.00
Grand Total Prev Year (Investment Property)	0.00	0.00	0.00	0.00	0.00	0.00	0.00	0.00	0.00	0.00

637

Note forming part of Balance Sheet
NOTE NO. 4 TO THE FS-NCA-INVESTMENT PROPERTY
Business Area :1049

(Amount in Rupees)

Details of Adjustments of Gross Block and Depreciation/Amortization				
Particulars	**Gross Block**		**Depreciation/Amortization**	
	Investment Property As At: 31.03.2024	**Investment Property As At: 31.03.2023**	**Investment Property As At: 31.03.2024**	**Investment Property As At: 31.03.2023**
Disposal of assets	0.00	0.00	0.00	0.00
Retirement of assets	0.00	0.00	0.00	0.00
Cost adjustments	0.00	0.00	0.00	0.00
Assets capitalised with retrospective effect / Write back of excess capitalisation	0.00	0.00	0.00	0.00
Depreciation on construction equipment capitalised as EDC	0.00	0.00	0.00	0.00
Prior Period Depreciation due to Assets capitalised with retrospective effect / Write back of excess capitalisation	0.00	0.00	0.00	0.00
Special Depreciation (As per New Policy)	0.00	0.00	0.00	0.00
Transfer in /out because of Inter Unit transfers	0.00	0.00	0.00	0.00
Others	0.00	0.00	0.00	0.00
TOTAL	**0.00**	**0.00**	**0.00**	**0.00**

Note:- Additions during the year includes capital expenditure towards CSR (in Rs.) : 0.00

Note forming part of Balance Sheet
NOTE NO. 5 TO THE FS-NCA-INTANGIBLE ASSETS
Business Area :1049

(Amount in Rupees)

Asset Class	Opening Gross Block As At 01.04.2023	Additions	Deductions/ Adjustments	Closing Gross Block As At 31.03.2024	Opening Depreciation As At 01.04.2023	Additions	Deductions/ Adjustments	Closing Depreciation As At 31.03.2024	Net Block As At 31.03.2024	Net Block As At 31.03.2023
INTANGIBLE ASSETS	0.00	0.00	0.00	0.00	0.00	0.00	0.00	0.00	0.00	0.00
1 Right to Use- Land	81658041.00	0.00	0.00	81658041.00	11184076.37	3277858.82	0.00	14461935.19	67196105.81	70473964.63
2 -Others	0.00	0.00	0.00	0.00	0.00	0.00	0.00	0.00	0.00	0.00
3 -Software	11000577.57	1049999.00	0.00	12050576.57	10483978.57	708265.39	0.00	11192243.96	858332.61	516599.00
Grand Total (Intangible)	92658618.57	1049999.00	0.00	93708617.57	21668054.94	3986124.21	0.00	25654179.15	68054438.42	70990563.63
Grand Total Prev Year (Intangible)	92658618.57	0.00	0.00	92658618.57	17529840.57	4138214.37	0.00	21668054.94	70990563.63	75128778.00

939

Note forming part of Balance Sheet
NOTE NO. 5 TO THE FS-NCA-INTANGIBLE ASSETS
Business Area :1049

(Amount in Rupees)

Details of Adjustments of Gross Block and Depreciation/Amortization				
Particulars	**Gross Block**		**Depreciation/Amortization**	
	InTangible As At: 31.03.2024	**InTangible As At: 31.03.2023**	**InTangible As At: 31.03.2024**	**InTangible As At: 31.03.2023**
Disposal of assets	0.00	0.00	0.00	0.00
Retirement of assets	0.00	0.00	0.00	0.00
Cost adjustments	0.00	0.00	0.00	0.00
Assets capitalised with retrospective effect / Write back of excess capitalisation	0.00	0.00	0.00	0.00
Depreciation on construction equipment capitalised as EDC	0.00	0.00	0.00	0.00
Prior Period Depreciation due to Assets capitalised with retrospective effect / Write back of excess capitalisation	0.00	0.00	0.00	0.00
Special Depreciation (As per New Policy)	0.00	0.00	0.00	0.00
Transfer in /out because of Inter Unit transfers	0.00	0.00	0.00	0.00
Others	0.00	0.00	0.00	0.00
TOTAL	**0.00**	**0.00**	**0.00**	**0.00**

Note:- Additions during the year includes capital expenditure towards CSR (in Rs.) : 0.00

(Amount in Rupees)

Note forming part of Balance Sheet
NOTE NO. 6 TO THE FS-NCA-INTANGIBLE ASSETS UNDER DEVELOPMENT
Business Area: GADARWARA

Sl No	Asset Class	As At 01.04.2023	Addition	Deduction/ Adjustment	Capitalized	As At 31.03.2024
	1	2	3	4	5	6
1	INTANGIBLE ASSETS UNDER DEVELOPMENT					
2	Software					
3	Right to use Others					
4	Exploration and Evaluation Expenditure - Coal Mini					
5	Exploratory wells-in-progress					
6	**Less: Provision for exploratory wells-in-progress**					
7	**Total**					
8	**PREVIOUS YEAR TOTAL-I**					

Note:- Additions during the year includes capital expenditure towards CSR (in Rs.) : 0.00

641

NOTE NO. 7 TO THE FS-NCA-EQUITY INVESTMENTS IN SUBSIDIARIES AND JOINT VENTURES (Amount in ₹)

	As at	No. of shares	Face value	31.03.2024	31.03.2023
001	**NON CURRENT INVESTMENTS-INVESTMENTS IN SUBSIDIARIES AND JOINT VENTURES**			**0.00**	**0.00**
012	**EQUITY INSTRUMENTS - UNQUOTED-(FULLY PAID UP UNLESS OTHERWISE STATED, AT COST)**			**0.00**	**0.00**
013	**SUBSIDIARY COMPANIES**			**0.00**	**0.00**
014	PATRATU VIDYUT UTPADAN NIGAM LTD.			0.00	0.00
015	NTPC ELECTRIC SUPPLY COMPANY LTD.			0.00	0.00
016	NTPC VIDYUT VYAPAR NIGAM LTD.			0.00	0.00
017	NABINAGAR POWER GENERATING COMPANY LTD.			0.00	0.00
018	KANTI BIJLEE UTPADAN NIGAM LTD.			0.00	0.00
019	BHARTIYA RAIL BIJLEE COMPANY LTD.			0.00	0.00
020	NTPC MINING LTD (NML)			0.00	0.00
021	THDC INDIA LTD.			0.00	0.00
022	NEEPCO LTD.			0.00	0.00
023	NTPC EDMC Waste Solutions Pvt Ltd			0.00	0.00
024	NTPC Renewables Energy Ltd			0.00	0.00
025	Ratnagiri Gas & Power Pvt. Limited (RGPPL)			0.00	0.00
026	NTPC Green Energy Limited			0.00	0.00
027	Green Valley Renewable Energy Limited			0.00	0.00
028				0.00	0.00
029				0.00	0.00
030	**SUB TOTAL**			**0.00**	**0.00**
055	**JOINT VENTURE COMPANIES**			**0.00**	**0.00**
056	Utility Powertech Ltd.			0.00	0.00
057	NTPC GE Power Services Pvt.Ltd.			0.00	0.00
058	NTPC-SAIL Power Company Ltd.			0.00	0.00
059	NTPC-Tamil Nadu Energy Company Ltd.			0.00	0.00

NOTE NO. 7 TO THE FS-NCA-EQUITY INVESTMENTS IN SUBSIDIARIES AND JOINT VENTURES (Amount in ₹)

	As at	No. of shares	Face value	31.03.2024	31.03.2023
060	Ratnagiri Gas & Power Pvt. Limited (RGPPL)			0.00	0.00
061	ARAVALI POWER COMPANY PRIVATE LTD.			0.00	0.00
062	Jhabua Power Ltd.			0.00	0.00
063	NTPC BHEL POWER PROJECTS PRIVATE LTD.			0.00	0.00
064	MEJA URJA NIGAM PRIVATE LIMITED			0.00	0.00
065	BF-NTPC ENERGY SYSTEMS LTD.			0.00	0.00
066				0.00	0.00
067	NABINAGAR POWER GENERATING COMPANY LTD.			0.00	0.00
068	TRANSFORMER AND ELECTRICAL KERALA LTD.			0.00	0.00
069	NATIONAL HIGH POWER TEST LABORTORY PRIVATE LTD.			0.00	0.00
070				0.00	0.00
071	CIL NTPC URJA PRIVATE LTD.			0.00	0.00
072	ANUSHAKTI VIDHYUT NIGAM LTD.			0.00	0.00
073	ENERGY EFFICIENCY SERVICES LTD.			0.00	0.00
074				0.00	0.00
075	TRINCOMALEE POWER COMPANY LTD.			0.00	0.00
076	BANGLADESH-INDIA FRIENDSHIP POWER COMPANY (PVT.) LTD.			0.00	0.00
077	HINDUSTAN URVARAK & RASAYAN LIMITED			0.00	0.00
078	KONKAN LNG LTD.			0.00	0.00
085	**SUB TOTAL**			**0.00**	**0.00**
109	AGGREGATE AMOUNT OF IMPAIRMENT IN THE VALUE OF INVESTMENTS			0.00	0.00
110	TOTAL (NET OF IMPAIRMENT) OF JV			0.00	0.00
111	**Gross Total of Investments**			**0.00**	**0.00**
134	**Total**			**0.00**	**0.00**
135	Details of Investments			0.00	0.00
136	Aggregate amount of Unquoted Investments			0.00	0.00

NOTE NO. 7 TO THE FS-NCA-EQUITY INVESTMENTS IN SUBSIDIARIES AND JOINT VENTURES (Amount in ₹)

	As at	No. of shares	Face value	31.03.2024	31.03.2023
141				0.00	0.00
142				0.00	0.00
143				0.00	0.00
144				0.00	0.00
145				0.00	0.00
153	Valuation of Investments as per Note 1.			0.00	0.00
154				0.00	0.00
202				0.00	0.00
233				0.00	0.00

NOTE NO. 8 TO THE FS-NCA-OTHER INVESTMENTS

(Amount in ₹)

	As at	No. of shares	Face value	31.03.2024	31.03.2023
001	Non-current financial assets (investments)			0.00	0.00
006	**Long Term - Trade**			**0.00**	**0.00**
007	**Equity Instruments (fully paid up-unless otherwise stated)**			**0.00**	**0.00**
008	**Quoted**			**0.00**	**0.00**
009	**JOINT VENTURE COMPANIES**			**0.00**	**0.00**
010	PTC India Ltd.			0.00	0.00
070	INTERNATIONAL COAL VENTURES PRIVATE LTD			0.00	0.00
075	BF-NTPC ENERGY SYSTEMS LTD.			0.00	0.00
098	Jhabua Power Limited-8.5% Non convertible debentures - private placement			0.00	0.00
110	COOPERATIVE SOCIETIES			0.00	0.00
111				0.00	0.00
112	**SUB TOTAL**			**0.00**	**0.00**
113	AGGREGATE AMOUNT OF IMPAIRMENT IN THE VALUE OF INVESTMENTS			0.00	0.00
115	**TOTAL**			**0.00**	**0.00**
120				0.00	0.00
146	NTPC EMPLOYEES CONSUMERS AND THRIFT CO-OPERATIVE SOCIETY LTD. KORBA			0.00	0.00
147	NTPC EMPLOYEES CONSUMERS AND THRIFT COOPERATIVE SOCIETY LTD. RSTPP			0.00	0.00
148	NTPC EMPLOYEES CONSUMERS COOPERATIVE SOCIETY LTD. FARAKKA			0.00	0.00
149	NTPC EMPLOYEES CONSUMERS COOPERATIVE SOCIETY LTD. VINDHYACHAL			0.00	0.00
150	NTPC EMPLOYEES CONSUMERS COOPERATIVE SOCIETY LTD. ANTA			0.00	0.00
151	NTPC EMPLOYEES CONSUMERS COOPERATIVE SOCIETY LTD. KAWAS			0.00	0.00
152	NTPC Employees Consumers Cooperative Society Ltd. Kaniha			0.00	0.00

GADARWARA

NOTE NO. 9 TO THE FS-NCA-LOANS **(Amount in ₹)**

	As at	31.03.2024	31.03.2023
001	**LOANS (NON CURRENT)**	**0.00**	**0.00**
004	RELATED PARTIES	0.00	0.00
005	SECURED	0.00	0.00
006	UN-SECURED	0.00	0.00
007	WITH SIGNIFICANT INCREASE IN CREDIT RISK	0.00	0.00
008	CREDIT IMPAIRED	0.00	0.00
009		0.00	0.00
010	EMPLOYEES(INCLUDING ACCRUED INTEREST)	0.00	0.00
011	SECURED	57,814,531.54	44,473,536.21
012	UNSECURED	23,277,973.57	25,598,208.37
013	WITH SIGNIFICANT INCREASE IN CREDIT RISK	0.00	0.00
014	CREDIT IMPAIRED	0.00	0.00
015	LESS : EMPLOYEE LOANS DISCOUNTING	0.00	0.00
016	SECURED	12,423,108.44	11,260,492.39
017	UNSECURED	3,896,739.65	2,990,218.72
018	LOAN TO STATE GOVERNMENT IN SETTLEMENT OF DUES FROM CUSTOMERS (UNSECURED)	0.00	0.00
019	OTHERS	0.00	0.00
020	SECURED	0.00	0.00
021	UNSECURED	0.00	0.00
022	WITH SIGNIFICANT INCREASE IN CREDIT RISK	0.00	0.00
023	CREDIT IMPAIRED	0.00	0.00
024	LESS: ALLOWANCE FOR CREDIT IMPAIRED LOANS	0.00	0.00
026	**SUB TOTAL**	**64,772,657.02**	**55,821,033.47**
027		0.00	0.00
028	**TOTAL**	**64,772,657.02**	**55,821,033.47**
029		0.00	0.00
030		0.00	0.00
031	**Due from Directors and Officers of the Company**	**0.00**	**0.00**
032	Directors	0.00	0.00
033	Officers	0.00	0.00
034		**0.00**	**0.00**
035	**Loans to related parties include:**	**0.00**	**0.00**
036	i)Key management personel	0.00	0.00
037	ii)Subsidiary companies	0.00	0.00
038	iii)Joint Venture companies	0.00	0.00
039	iv)Others	0.00	0.00
040		**0.00**	**0.00**
055	Other loans represent loans given to	0.00	0.00
056	a) APIIC	0.00	0.00
061		0.00	0.00
062	RPD	0.00	0.00
063	i)Key management personel	0.00	0.00

NOTE NO. 9 TO THE FS-NCA-LOANS **(Amount in ₹)**

	As at	31.03.2024	31.03.2023
064	ii)Subsidiary companies	0.00	0.00
065	iii)Joint Venture companies	0.00	0.00
066	iv)Others	0.00	0.00
067	**Total**	**0.00**	**0.00**

GADARWARA

NOTE NO. 10 TO THE FS-NCA-TRADE RECEIVABLES **(Amount in ₹)**

	As at	31.03.2024	31.03.2023
001	Non-current financial assets - Trade receivables	0.00	0.00
002	UNSECURED, CONSIDERED GOOD	0.00	0.00
003	CREDIT IMPAIRED	0.00	0.00
004		0.00	0.00
006	**Total**	**0.00**	**0.00**

NOTE NO. 11 TO THE FS-NCA-OTHER FINANCIAL ASSETS **(Amount in ₹)**

	As at	31.03.2024	31.03.2023
001	**Other Financial Assets (non current)**	**0.00**	**0.00**
002		0.00	0.00
003	**Share application money pending allotment in (Subsidiary Companies) :**	**0.00**	**0.00**
004	NTPC Electric Supply Company Ltd.	0.00	0.00
005	NTPC Vidyut Vyapar Nigam Ltd.	0.00	0.00
006	Nabinagar Power Generating Company Ltd.	0.00	0.00
007	Kanti Bijlee Utpadan Nigam Ltd.	0.00	0.00
008	Bhartiya Rail Bijlee Company Ltd.	0.00	0.00
009	Patratu Vidyut Utpadan Nigam Ltd.	0.00	0.00
010	NTPC Mining Limited	0.00	0.00
011	THDC Ltd.	0.00	0.00
012	NEEPCO Ltd	0.00	0.00
013		0.00	0.00
014	**Total**	**0.00**	**0.00**
015	**Share application money pending allotment (Joint Venture)**	**0.00**	**0.00**
016	Utility Powertech Ltd.	0.00	0.00
017	NTPC GE Power Services Pvt.Ltd.	0.00	0.00
018	NTPC-SAIL Power Company Ltd.	0.00	0.00
019	NTPC-Tamil Nadu Energy Company Ltd.	0.00	0.00
020	Ratnagiri Gas & Power Private Ltd.	0.00	0.00
021	Aravali Power Company Private Ltd.	0.00	0.00
022		0.00	0.00
023	NTPC BHEL Power Projects Private Ltd.	0.00	0.00
024	Meja Urja Nigam Private Limited	0.00	0.00
025	BF-NTPC Energy Systems Ltd.	0.00	0.00
026	Anushakti Vidhyut Nigam Ltd.	0.00	0.00
027	Nabinagar Power Generating Company Ltd.	0.00	0.00
028	Energy Efficiency Services Ltd.	0.00	0.00
029	National High Power Test Labortory Private Ltd.	0.00	0.00
030		0.00	0.00
031	CIL NTPC Urja Private Ltd.	0.00	0.00
032	Trincomalee Power Company Ltd.	0.00	0.00
033	Hindustan Urvarak & Rasayan Limited	0.00	0.00
034	Bangladesh-India Friendship Power Company Private Ltd.	0.00	0.00
035	**Sub Total**	**0.00**	**0.00**
036		0.00	0.00
037	Claims Recoverable	0.00	0.00
038	Finance Lease Recoverable	0.00	0.00
039	Mine Closure Deposit	0.00	0.00
040	Financial Deposit	0.00	0.00
041		0.00	0.00
042	**Total**	**0.00**	**0.00**

GADARWARA

NOTE NO. 12 TO THE FS-NCA-OTHER NON-CURRENT ASSETS **(Amount in ₹)**

	As at	31.03.2024	31.03.2023
001	**Other Non-current Assets**	**0.00**	**0.00**
002		**0.00**	**0.00**
003	**CAPITAL ADVANCES**	**0.00**	**0.00**
004	SECURED	0.00	0.00
005	Unsecured	0.00	0.00
006	COVERED BY BANK GUARANTEE	2,626,264,490.58	1,626,143,125.69
007	OTHERS	989,457,696.61	1,415,098,759.24
008	CONSIDERED DOUBTFUL	0.00	0.00
009	LESS: ALLOWANCE FOR BAD & DOUBTFUL ADVANCES	0.00	0.00
010	**Sub-Total**	**3,615,722,187.19**	**3,041,241,884.93**
011		0.00	0.00
012	Advances other than capital advances	0.00	0.00
013	SECURITY DEPOSITS	77,053,333.00	77,053,333.00
019	Advances to Related parties	0.00	0.00
022	**Advances to Contractors & Suppliers**	**0.00**	**0.00**
023	SECURED	0.00	0.00
024	UNSECURED	0.00	0.00
025	CONSIDERED DOUBTFUL	0.00	0.00
026	LESS: ALLOWANCE FOR BAD & DOUBTFUL ADVANCES	0.00	0.00
027	**Sub Total**	**77,053,333.00**	**77,053,333.00**
028	RECEIVABLE FROM MCP ESCROW A/C	0.00	0.00
029	Pre Paid expenses	141,937.20	5,366,249.88
039	ADVANCE TAX & TAX DEDUCTED AT SOURCE	726,480.18	679,103.18
040	LESS:- PROVISION FOR CURRENT TAX	0.00	0.00
041		0.00	0.00
042	**Sub Total**	**868,417.38**	**6,045,353.06**
043	DEFERRED PAYROLL EXPENSES (SECURED)	8,512,477.67	8,231,095.76
044	DEFERRED PAYROLL EXPENSES (UNSECURED)	2,791,250.44	2,077,757.07
045	**Sub Total**	**11,303,728.11**	**10,308,852.83**
046	DEFERRED FOREIGN CURRENCY FLUCTUATION ASSET	1,188,334,000.00	1,049,542,000.00
049		0.00	0.00
050	**Total**	**4,893,281,665.68**	**4,184,191,423.82**
051		0.00	0.00
052		0.00	0.00
062	Advances include amount due from the following Private Companies in which Directors of the Company are also Directors in such Companies	0.00	0.00
064		0.00	0.00
065	NTPC GE Power Services Pvt.Ltd.	0.00	0.00
066		0.00	0.00
067	Ratnagiri Gas & Power Private Ltd.	0.00	0.00
068	Aravali Power Company Private Ltd.	0.00	0.00
069	NTPC-SCCL Global Ventures Private Ltd.	0.00	0.00

NOTE NO. 12 TO THE FS-NCA-OTHER NON-CURRENT ASSETS **(Amount in ₹)**

	As at	31.03.2024	31.03.2023
070	NTPC BHEL Power Projects Private Ltd.	0.00	0.00
071	Meja Urja Nigam Private Limited	0.00	0.00
072	Nabinagar Power Generating Company Ltd.	0.00	0.00
073	National High Power Test Labortory Private Ltd.	0.00	0.00
075	CIL NTPC Urja Private Ltd.	0.00	0.00
077		0.00	0.00
078	**Related Party (Adv)**	**0.00**	**0.00**
079	Key Management personel	0.00	0.00
080	Subsidiary companies	0.00	0.00
081	Joint Venture companies	0.00	0.00
082	Contractors	0.00	0.00
083	Others	0.00	0.00
085		0.00	0.00
086	**Total**	**0.00**	**0.00**

GADARWARA

NOTE NO. 13 TO THE FS-CA-INVENTORIES **(Amount in ₹)**

	As at	31.03.2024	31.03.2023
001	**INVENTORIES**	**0.00**	**0.00**
002		**0.00**	**0.00**
003	Coal	4,083,927,465.30	3,156,115,233.72
004	Fuel oil	262,450,207.56	291,961,768.75
005	Naphtha	0.00	0.00
006	Stores and spares	1,812,242,925.91	1,598,657,006.87
007	Chemicals & consumables	71,961,293.81	60,106,762.36
008	Loose tools	1,829,772.17	1,433,040.84
009	Others	243,944,225.79	198,424,689.15
010		0.00	0.00
011		0.00	0.00
012	**Sub Total**	**6,476,355,890.54**	**5,306,698,501.69**
013	Less: Provision for shortages	48,922.00	15,846,304.00
014	Less: Provision for obsolete/ unservicable/dimunition in value of surplus inventory	6,038,431.00	0.00
016		0.00	0.00
017	**Total**	**6,470,268,537.54**	**5,290,852,197.69**
018	**Inventories include material in transit**	**0.00**	**0.00**
019	Coal	247,368,893.00	226,006,937.44
020	Fuel oil	0.00	0.00
021	Naphtha	0.00	0.00
022	Stores and spares	113,719.88	477,344.67
023	Chemicals & consumables	0.00	94,094.80
024	Loose tools	0.00	0.00
025	Others	0.00	283,684.00
026		**0.00**	**0.00**
028		0.00	0.00

NOTE NO. 14 TO THE FS-CA-OTHER INVESTMENTS

(Amount in ₹)

	As at	No. of shares	Face value	31.03.2024	31.03.2023
001	**CURRENT INVESTMENTS**			**0.00**	**0.00**
002	**(Valuation as per Note 1)**			**0.00**	**0.00**
003	Jhabua Power Limited-8.5% Non convertible debentures - private placement			0.00	0.00
033	Investment in Mutual Funds (Details as under)			0.00	0.00
034	SBI-Magnum Insta Cash Fund-DDR			0.00	0.00
035	SBI Premier Liquid Fund Super-IP-DDR			0.00	0.00
036	SBI-SHF Ultra Short Term Fund-IP-DDR			0.00	0.00
037	UTI Money Market- IP-Direct-Growth			0.00	0.00
038	IDBI-Liquid plan- Direct-Growth			0.00	0.00
039	Canara Robeco Liquid Fund Super-IP-DDR			0.00	0.00
040	Canara Robeco Treasury Advantage Fund Super-IP-DDR			0.00	0.00
041	IDBI Liquid Fund-DDR			0.00	0.00
042	SBI Premier Liquid fund-Direct DDR (Ash Fund)			0.00	0.00
043	UTI Liquid CashPlan - IP - DDR (Ash Funds)			0.00	0.00
044	IDBI Liquid Fund - DDR - (Ash Funds)			0.00	0.00
045	Baroda Liquid Fund - Direct - Growth			0.00	0.00
046				0.00	0.00
047				0.00	0.00
048	**Sub Total**			**0.00**	**0.00**
049				**0.00**	**0.00**
052	**Unquoted Investments**			**0.00**	**0.00**
054				0.00	0.00
066	**TOTAL**			**0.00**	**0.00**
067				0.00	0.00

NOTE NO. 15 TO THE FS-CA-TRADE RECEIVABLES **(Amount in ₹)**

	As at	31.03.2024	31.03.2023
001	**TRADE RECEIVABLES (current)***	**0.00**	**0.00**
002		0.00	0.00
003	Secured,Considered Good	0.00	0.00
004	Unsecured , considered good	0.00	0.00
005	Credit impaired	0.00	0.00
006	Unbilled Revenue	0.00	0.00
007	**Sub-Total**	**0.00**	**0.00**
008	**Total**	**0.00**	**0.00**
009	Less: Allowance for credit impaired receivables	0.00	0.00
010	**Total**	**0.00**	**0.00**
012	Less: Discom Clearing	0.00	0.00
014		0.00	0.00
015	**Grand Total**	**0.00**	**0.00**
016	Other Unsecured	0.00	0.00
017	Long-term trade receivables	0.00	0.00
018	TCS Clearing	0.00	0.00
019	Discom Clearing	0.00	0.00
228	**Trade Receivable**	**0.00**	**0.00**
230	Not due	0.00	0.00
231	Due	0.00	0.00
232	(i) Undisputed Trade receivables # considered good	0.00	0.00
233	(ii) Undisputed Trade Receivables # which have significant increase in credit risk	0.00	0.00
234	(iii) Undisputed Trade Receivables # credit impaired	0.00	0.00
235	(iv) Disputed Trade Receivables#considered good	0.00	0.00
236	(v) Disputed Trade Receivables # which have significant increase in credit risk	0.00	0.00
237	(vi) Disputed Trade Receivables # credit impaired	0.00	0.00
238	Unbilled	0.00	0.00
239	**Total**	**0.00**	**0.00**
240		0.00	0.00
241	**(i) Undisputed Trade receivables # considered good**	**0.00**	**0.00**
242	Less than 6 months	0.00	0.00
243	6 months -1 year	0.00	0.00
244	1-2 years	0.00	0.00
245	2-3 years	0.00	0.00
246	More than 3 years	0.00	0.00
247	**Sub Total (I)**	**0.00**	**0.00**
248	**(ii) Undisputed Trade Receivables # which have significant increase in credit risk**	**0.00**	**0.00**
249	Less than 6 months	0.00	0.00
250	6 months -1 year	0.00	0.00
251	1-2 years	0.00	0.00
252	2-3 years	0.00	0.00

NOTE NO. 15 TO THE FS-CA-TRADE RECEIVABLES (Amount in ₹)

	As at	31.03.2024	31.03.2023
253	More than 3 years	0.00	0.00
254	**Sub Total (II)**	**0.00**	**0.00**
255	**(iii) Undisputed Trade Receivables -credit impaired**	**0.00**	**0.00**
256	Less than 6 months	0.00	0.00
257	6 months -1 year	0.00	0.00
258	1-2 years	0.00	0.00
259	2-3 years	0.00	0.00
260	More than 3 years	0.00	0.00
261	**Sub Total (III)**	**0.00**	**0.00**
262		0.00	0.00
263	**(iv) Disputed Trade Receivables#considered good**	**0.00**	**0.00**
264	Less than 6 months	0.00	0.00
265	6 months -1 year	0.00	0.00
266	1-2 years	0.00	0.00
267	2-3 years	0.00	0.00
268	More than 3 years	0.00	0.00
269	**Sub Total (IV)**	**0.00**	**0.00**
270	**(v) Disputed Trade Receivables # which have significant increase in credit risk**	**0.00**	**0.00**
271	Less than 6 months	0.00	0.00
272	6 months -1 year	0.00	0.00
273	1-2 years	0.00	0.00
274	2-3 years	0.00	0.00
275	More than 3 years	0.00	0.00
276	**Sub Total (V)**	**0.00**	**0.00**
277	**(vi) Disputed Trade Receivables # credit impaired**	**0.00**	**0.00**
278	Less than 6 months	0.00	0.00
279	6 months -1 year	0.00	0.00
280	1-2 years	0.00	0.00
281	2-3 years	0.00	0.00
282	More than 3 years	0.00	0.00
283	**Sub Total (VI)**	**0.00**	**0.00**

GADARWARA

NOTE NO. 16 TO THE FS-CA-CASH AND CASH EQUIVALENTS **(Amount in ₹)**

	As at	31.03.2024	31.03.2023
001	**CASH & BANK BALANCES**	**0.00**	**0.00**
002	**Cash & Cash Equivalents**	**0.00**	**0.00**
003	Balances with Banks	0.00	0.00
004	Cheques & Drafts on hand	0.00	0.00
005	Cash on hand	0.00	0.00
006	Others (stamps in hand)	0.00	0.00
007	Bank deposits with original maturity upto three months	0.00	0.00
008	Balances with RBI	0.00	0.00
009		0.00	0.00
011	**Total**	**0.00**	**0.00**

GADARWARA

NOTE NO. 17 TO THE FS-CA-BANK BALANCES OTHER THAN CASH AND CASH EQUIVALENTS (Amount in ₹)

	As at	31.03.2024	31.03.2023
001	**Other Bank Balances**	**0.00**	**0.00**
002	Deposits with original maturity of more than three months but not more than twelve months	0.00	0.00
003	Earmarked balances with banks*	0.00	0.00
004	**SubTotal**	**0.00**	**0.00**
005	Interest accrued on deposits	0.00	0.00
006		0.00	0.00
008	**Total**	**0.00**	**0.00**
009		0.00	0.00
010	**Earmarked balances with banks consist of :**	**0.00**	**0.00**
011	Unpaid dividend account balance	0.00	0.00
012	Towards public deposit repayment reserve	0.00	0.00
013	Towards redemption of bonds due for repayment within one year	0.00	0.00
014	Security with Government/other authorities	0.00	0.00
015	Unpaid refund/interest account balance - Tax free bonds/ Bonus Debentures	0.00	0.00
016	Earmarked for RGGVY/DDUGJY/SAUBHAGYA Fund/RDSS	0.00	0.00
017	Earmarked for Flyash Utilisation Reserve Fund	0.00	0.00
018	Deposits with original maturity upto three months as per court orders	0.00	0.00
019	Payment Security Scheme of MNRE NSM (NTPC)	0.00	0.00
020	Payment Security Scheme of MNRE NSM (NVVN)	0.00	0.00
021	Enforcement Directorate of Solar Plant(NVVN)	0.00	0.00
022	Bank guarantee Fund of MNRE (NVVN)	0.00	0.00
023	Others	0.00	0.00
024	Margin Money	0.00	0.00
025		0.00	0.00
026		0.00	0.00
027		0.00	0.00
031	**Total**	**0.00**	**0.00**
032		0.00	0.00
033	Bank deposits with original maturity of less than three months- other than earmarked	0.00	0.00
034	Bank deposits with original maturity of more than three months but not more than twelve months- other than earmarked	0.00	0.00
035	Earmarked bank balances (current account)	0.00	0.00

GADARWARA

NOTE NO. 18 TO THE FS-CA-LOANS **(Amount in ₹)**

	As at	31.03.2024	31.03.2023
001	**Current financial assets - Loans**	**0.00**	**0.00**
002	**Loans (current)-including interest accrued**	**0.00**	**0.00**
004	**Related Parties**	**0.00**	**0.00**
005	Secured	0.00	0.00
006	Un-Secured	0.00	0.00
007	With significant increase in Credit Risk	0.00	0.00
008	Credit impaired	0.00	0.00
009		**0.00**	**0.00**
010	**Employees**	**0.00**	**0.00**
011	Secured	12,199,759.33	10,046,590.74
012	Unsecured	22,161,154.34	23,862,502.16
013	With significant increase in Credit Risk	0.00	0.00
014	Credit impaired	0.00	0.00
015	Less : Employee Loans Discounting	0.00	0.00
016	**Loan to State Government in settlement of dues from customers (Unsecured)**	**0.00**	**0.00**
017		0.00	0.00
018	**Others**	**0.00**	**0.00**
019	Secured	0.00	0.00
020	Unsecured	0.00	0.00
021	With significant increase in Credit Risk	0.00	0.00
022	Credit impaired	0.00	0.00
023		**0.00**	**0.00**
024	Less: Allowance for credit impaired loans	0.00	0.00
026		0.00	0.00
027	**Total (Loans)**	**34,360,913.67**	**33,909,092.90**
028		**0.00**	**0.00**
029	**Due from Directors and Officers of the Company**	**0.00**	**0.00**
030	Directors	0.00	0.00
031	Officers	0.00	0.00
032		**0.00**	**0.00**
033	**Loans to related parties include:**	**0.00**	**0.00**
034	i)Key management personel	0.00	0.00
035	ii)Subsidiary companies	0.00	0.00
036	KBUNL	0.00	0.00
037	RGPPL	0.00	0.00
038	NVVN	0.00	0.00
039	iii)Joint Venture companies	0.00	0.00
040	iv)others	0.00	0.00
041		0.00	0.00
060	RPD	0.00	0.00
061	i)Key management personel	0.00	0.00
062	ii)Subsidiary companies	0.00	0.00
063	iii)Joint Venture companies	0.00	0.00
064	iv)Others	0.00	0.00
065		0.00	0.00

NOTE NO. 18 TO THE FS-CA-LOANS **(Amount in ₹)**

	As at	31.03.2024	31.03.2023
066	**Total**	**0.00**	**0.00**

GADARWARA

NOTE NO. 19 TO THE FS-CA-OTHER FINANCIAL ASSETS **(Amount in ₹)**

	As at	31.03.2024	31.03.2023
001	**Other Financial Assets (current)**	**0.00**	**0.00**
002		0.00	0.00
003	**ADVANCES**	**0.00**	**0.00**
004		**0.00**	**0.00**
005	**Related Parties**	**0.00**	**0.00**
006	Secured	0.00	0.00
007	Un-Secured	-1,579,927.92	-441,340.86
008	Considered doubtful	0.00	0.00
009		**0.00**	**0.00**
010	**Employees**	**0.00**	**0.00**
012	Unsecured	1,730,649.00	766,059.00
013	Considered Doubtful	0.00	0.00
014		**0.00**	**0.00**
020	**Others**	**0.00**	**0.00**
021	Secured	0.00	0.00
022	Unsecured	0.00	0.00
023	Considered Doubtful	0.00	0.00
024		**0.00**	**0.00**
025	Less: Allowance for bad & doubtful advances	0.00	0.00
026		**0.00**	**0.00**
033	**Total (Advances)**	**150,721.08**	**324,718.14**
044		**0.00**	**0.00**
045	**Claims Recoverable**	**0.00**	**0.00**
046	Secured	0.00	0.00
047	Unsecured, considered good	524,650.00	0.00
048	Considered Doubtful	0.00	0.00
049	Less:- Allowance for doubtful claims	0.00	0.00
050	Others-Claims Recoverable	0.00	0.00
051		**0.00**	**0.00**
052	Contract Asset- Revenue	545,517,264.95	159,662,435.66
053	Hedging cost recoverable from beneficiaries	0.00	0.00
054	Derivative MTM Asset	0.00	0.00
055	Finance Lease Receivable	0.00	0.00
056	Mine Closure Deposit	0.00	0.00
057	Financial Deposit	0.00	0.00
059	**Other Accrued Income**	**0.00**	**0.00**
060	Secured,Considered Good	0.00	0.00
061	Unsecured , considered good	24,806,392.79	1,134,928.85
062	Credit impaired	0.00	0.00
063		0.00	0.00
064	**Sub-Total**	**24,806,392.79**	**1,134,928.85**
065	Less: Allowance for credit impaired receivables	0.00	0.00
066	**Total**	**24,806,392.79**	**1,134,928.85**
067		0.00	0.00
068	Others*	0.00	0.00
070		0.00	0.00

NOTE NO. 19 TO THE FS-CA-OTHER FINANCIAL ASSETS **(Amount in ₹)**

	As at	31.03.2024	31.03.2023
071	**Total**	**570,999,028.82**	**161,122,082.65**
072	* Other include amount recoverable from contractors and other parties towards hire charges, rent/electricity etc.	0.00	0.00
073	**Advances to related parties include:**	**0.00**	**0.00**
074	i)Key management personel	0.00	0.00
075		0.00	0.00
076	iii)Joint Venture companies	0.00	0.00
077		0.00	0.00
078	v)Others	0.00	0.00
079		**0.00**	**0.00**
080	Advances include amount due from the following Private Companies in which Directors of the Company are also Directors in such Companies	0.00	0.00
081	Related Party (Adv)- Employee	0.00	0.00
082	Related Party (Adv)- Subsidiaries	-1,579,927.92	-441,340.86
083	Related Party (Adv)- Joint Ventures	0.00	0.00
084		0.00	0.00
085	Related Party (Adv)- Others	0.00	0.00
086		0.00	0.00
099		0.00	0.00
100		0.00	0.00
101	**Total**	**-1,579,927.92**	**-441,340.86**

GADARWARA

NOTE NO. 20 TO THE FS-CA-OTHER CURRENT ASSETS **(Amount in ₹)**

	As at	31.03.2024	31.03.2023
001	**OTHER CURRENT ASSETS**	**0.00**	**0.00**
002	Security Deposits (Unsecured)	0.00	0.00
003	Deposit with Customs, port trust & others*	1,535,047.00	2,035,047.00
004	**ADVANCES**	**0.00**	**0.00**
005		**0.00**	**0.00**
006	**Related Parties**	**0.00**	**0.00**
007	Secured	0.00	0.00
008	Un-Secured	246,352,446.00	0.00
009	Considered doubtful	0.00	0.00
010		**0.00**	**0.00**
011	**Employees(including imprest)**	**0.00**	**0.00**
012	Secured	0.00	0.00
013	Unsecured	1,107,695.85	94,845.50
014	Considered Doubtful	0.00	0.00
015		**0.00**	**0.00**
016	**Contractors & Suppliers**	**0.00**	**0.00**
017	Secured	0.00	0.00
018	Unsecured	3,688,475,972.45	2,427,389,957.53
019	Considered Doubtful	0.00	0.00
020		0.00	0.00
021	**Others****	**0.00**	**0.00**
022	Secured	0.00	0.00
023	Unsecured	9,253,645.64	14,024,223.06
024	Considered Doubtful	0.00	0.00
025	Less: Allowance for bad & doubtful advances	0.00	0.00
026	Receivable from MCP Escrow A/c	0.00	0.00
027	Deferred Payroll Expenses (Secured)	1,064,638.49	1,116,638.88
028	Deferred Payroll Expenses (Unsecured)	1,808,690.76	1,422,355.13
029	**Sub-total**	**2,873,329.25**	**2,538,994.01**
030	**Interest accrued on :**	**0.00**	**0.00**
031	Advances to contractors	1,546,524.00	8,796,871.00
032		**0.00**	**0.00**
033	**Claims Recoverable**	**0.00**	**0.00**
034	Secured	0.00	0.00
035	Unsecured, considered good	409,425,162.74	531,751,682.87
036	Considered Doubtful	0.00	0.00
037	Less:- Allowance for doubtful claims	0.00	0.00
038		**0.00**	**0.00**
039	Deferred premium on forward exchange contract/ Option Assets	0.00	0.00
041		0.00	0.00
042	Others	61,204.00	418,882.00
043		0.00	0.00
045	**Total (Other Current Assets)**	**4,360,631,026.93**	**2,987,050,502.97**
046	**Include Prepaid Expenses	9,253,645.64	14,024,223.06
047	*Includes sales tax/Entry tax/VAT deposited under protest with Sales Tax Authorities	0.00	1,452,547.00

GADARWARA

NOTE NO. 20 TO THE FS-CA-OTHER CURRENT ASSETS **(Amount in ₹)**

	As at	31.03.2024	31.03.2023
048	*Includes deposited with courts	0.00	0.00
049	*Includes deposited with LIC for annuity payments	0.00	0.00
050	* Includes deposits with WRD / against BG in r/o finance lease	0.00	0.00
051	Other include amount recoverable from contractors and other parties towards hire charges, rent/electricity etc.	0.00	0.00
053	**Advances to related parties include:**	**0.00**	**0.00**
054	i)Key management personel	0.00	0.00
055	ii)Subsidiary companies	0.00	0.00
056	iii)Joint Venture companies	0.00	0.00
057	Contractors	0.00	0.00
058	Others	0.00	0.00
059		0.00	0.00
060	Advances include amount due from the following Private Companies in which Directors of the Company are also Directors in such Companies	0.00	0.00
061		**0.00**	**0.00**
062		0.00	0.00
063	Related Party (Adv)- Employee	0.00	0.00
064	Related Party (Adv)- Subsidiaries	246,352,446.00	0.00
065	Related Party (Adv)- Joint Venture	0.00	0.00
066		0.00	0.00
067		0.00	0.00
068	**Total**	**246,352,446.00**	**0.00**
069		0.00	0.00

GADARWARA

NOTE NO. 21 TO THE FS-ASSETS HELD FOR SALE **(Amount in ₹)**

	As at	31.03.2024	31.03.2023
001	**ASSET HELD FOR SALE**	**0.00**	**0.00**
002		0.00	0.00
003	Assets held for Sale	0.00	0.00
004		0.00	0.00
005	**Total**	**0.00**	**0.00**
031		0.00	0.00
032	**Assets held for sale includes:-**	**0.00**	**0.00**
033		0.00	0.00
034	Land	0.00	0.00
035	Building	0.00	0.00
036	Plant and equipment	0.00	0.00
037	Other assets	0.00	0.00
038	**Total**	**0.00**	**0.00**
039		0.00	0.00
040		0.00	0.00
041		0.00	0.00
042		0.00	0.00
043		0.00	0.00

GADARWARA

NOTE NO. 22 TO THE FS--REGULATORY DEFERRAL ACCOUNT DEBIT BALANCES **(Amount in ₹)**

	As at	31.03.2024	31.03.2023
001	On account of Exchange Differences	508,360,237.39	1,314,707,171.71
002	On account of employee benefit exp	0.00	0.00
003	Regulatory deferred account - deferred	0.00	0.00
004	Deferred asset for ash transportation	0.00	0.00
005	Deferred asset for Arbitration Award	0.00	0.00
008		0.00	0.00
009	**Total**	**508,360,237.39**	**1,314,707,171.71**

GADARWARA

NOTE NO. 23 TO THE FS-EQUITY-EQUITY SHARE CAPITAL **(Amount in ₹)**

	As at	31.03.2024	31.03.2023
001	**SHARE CAPITAL**	**0.00**	**0.00**
002	**Equity Share Capital**	**0.00**	**0.00**
003	**Authorised**	**0.00**	**0.00**
004	16,60,00,00,000 equity shares of Rs.10/- each (Previous year 10,000,000,000 equity shares of Rs.10/- each)	0.00	0.00
005	**Issued,Subscribed and fully Paid-up**	**0.00**	**0.00**
006	9,69,66,66,134 equity shares of Rs.10/- (Pv. Year 9,894,557,280 equity shares of Rs.10/- each)	0.00	0.00
007		**0.00**	**0.00**
008	**Total**	**0.00**	**0.00**
009	During FY 2018-19, the company has issued 1,649,092,880 equity shares of Rs.10/- each as fully paid bonus shares	0.00	0.00
010	The holders of the equity shares are entitled to receive dividends as declared from time to time, and are entitled to one vote per share at meetings of the company.	0.00	0.00
011	Details of shareholders holding more than 5% shares in the company	0.00	0.00
012	- President of India	0.00	0.00
013	No. of Shares	0.00	0.00
014	% of holding	0.00	0.00
015	- Life Insurance Corporation of India/ICICI Prudential Mutual Fund	0.00	0.00
016	No. of Shares	0.00	0.00
017	% of holding	0.00	0.00

GADARWARA

NOTE NO. 24 TO THE FS-EQUITY-OTHER EQUITY **(Amount in ₹)**

	As at	31.03.2024	31.03.2023
001	RESERVE AND SURPLUS	0.00	0.00
002		**0.00**	**0.00**
003	**Capital Reserve**	**0.00**	**0.00**
004	As per last financial statements	0.00	0.00
006	Add : Grants received during the year	0.00	0.00
007	Add: Transfer from Surplus	0.00	0.00
008	Less: Write back during the year/period	0.00	0.00
009	Less: Adjustments during the year/period	0.00	0.00
010	**SUB-TOTAL**	**0.00**	**0.00**
011		0.00	0.00
017		0.00	0.00
018	**SECURITIES PREMIUM ACCOUNT**	**0.00**	**0.00**
019	AS PER LAST FINANCIAL STATEMENTS	0.00	0.00
020	ADD: ADDITIONS DURING THE YEAR/PERIOD	0.00	0.00
021	LESS: ADJUSTMENTS DURING THE YEAR/PERIOD	0.00	0.00
022	**SUB-TOTAL**	**0.00**	**0.00**
023	**BONDS REDEMPTION RESERVE**	**0.00**	**0.00**
024	AS PER LAST FINANCIAL STATEMENTS	0.00	0.00
025	ADD: TRANSFER FROM SURPLUS	0.00	0.00
026	LESS: TRANSFER TO SURPLUS ON REDEMPTION	0.00	0.00
027	LESS: ADJUSTMENTS DURING THE YEAR/ PERIOD	0.00	0.00
028	**SUB-TOTAL**	**0.00**	**0.00**
029	**CAPITAL REDEMPTION RESERVE**	**0.00**	**0.00**
030	As per last financial statements	0.00	0.00
031	Add: Transfer from Surplus	0.00	0.00
032	Less: Transfer to surplus on redemption	0.00	0.00
033	Less: Adjustments during the year/ period	0.00	0.00
034	**Sub-Total**	**0.00**	**0.00**
035	**Share Application money pending Allotment**	**0.00**	**0.00**
036	As per last financial statements	0.00	0.00
037	Add: Addition during the year	0.00	0.00
038	Less: Utlised for allotment during the year	0.00	0.00
039	Less: Adjustments during the year/ period	0.00	0.00
040	**SUB-TOTAL**	**0.00**	**0.00**
046	**FLY-ASH UTILISATION RESERVE FUND**	**0.00**	**0.00**
047	AS PER LAST FINANCIAL STATEMENTS	0.00	0.00
048	TRANSFERRED TO CC	0.00	0.00
049	ADD:TRANSFER FROM REVENUE FROM OPERATIONS	0.00	1,274,580.20
050	ADD:TRANSFER FROM OTHER INCOME	0.00	0.00
051	LESS: UTILISED DURING THE YEAR	0.00	0.00
052	TANGIBLE ASSETS	0.00	0.00
053	EMPLOYEE BENEFIT EXPENSES	0.00	0.00
054	GENERATION,ADMN. AND OTHER EXPENSES	0.00	1,274,580.20

NOTE NO. 24 TO THE FS-EQUITY-OTHER EQUITY **(Amount in ₹)**

	As at	31.03.2024	31.03.2023
055	TAX EXPENSES	0.00	0.00
056	**SUB-TOTAL**	**0.00**	**0.00**
057	Self Insurance Reserve	0.00	0.00
058	As per last financial statements	0.00	0.00
059	Add: Addition during the year	0.00	0.00
060	Less: Utlised for allotment during the year	0.00	0.00
061	Less: Adjustments during the year/ period	0.00	0.00
062	SUB-TOTAL	0.00	0.00
063	**SPECIAL ALLOWANCE RESERVE FUND**	**0.00**	**0.00**
064	AS PER LAST FINANCIAL STATEMENTS	0.00	0.00
065	ADD: ADDITION DURING THE YEAR	0.00	0.00
066	LESS: UTLISED FOR ALLOTMENT DURING THE YEAR	0.00	0.00
067	LESS: ADJUSTMENTS DURING THE YEAR/ PERIOD	0.00	0.00
068	**SUB-TOTAL**	**0.00**	**0.00**
069	**CORPORATE SOCIAL RESPONSIBILITY (CSR) RESERVE**	**0.00**	**0.00**
070	AS PER LAST FINANCIAL STATEMENTS	0.00	0.00
071	ADD : TRANSFER FROM SURPLUS	0.00	0.00
072	LESS:-WRITE BACK DURING THE YEAR	0.00	0.00
073	**SUB-TOTAL**	**0.00**	**0.00**
074	**GENERAL RESERVE**	**0.00**	**0.00**
075	AS PER LAST FINANCIAL STATEMENTS	0.00	0.00
076	ADD: TRANSFER FROM SURPLUS	0.00	0.00
077	LESS: TRANSFER TO SURPLUS	0.00	0.00
078	LESS: WRITE BACK DURING THE YEAR /PERIOD	0.00	0.00
079	LESS: ADJUSTMENTS DURING THE YEAR /PERIOD	0.00	0.00
080	**SUB-TOTAL**	**0.00**	**0.00**
081		**0.00**	**0.00**
082	**RETAINED EARNINGS**	**0.00**	**0.00**
083	AS PER LAST FINANCIAL STATEMENTS	21,590,239,459.22	14,348,419,172.12
084	ADD(LESS):-CHANGES IN ACCOUNTING POLICY / PRIOR PERIOD ERRORS	0.00	0.00
085	ADD(LESS):-PROFIT (LOSS) AFTER TAX FOR THE YEAR FROM STATEMENT OF PROFIT & LOSS	7,589,276,203.46	7,241,820,287.10
087	ADD: WRITE BACK FROM BOND REDEMPTION RESERVE	0.00	0.00
088	ADD: WRITE BACK FROM CAPITAL RESERVE	0.00	0.00
089	ADD: WRITE BACK FROM FOREIGN PROJECT RESERVE	0.00	0.00
090	ADD: WRITE BACK FROM CSR RESERVE	0.00	0.00
091	ADD: WRITE BACK FROM GENERAL RESERVE	0.00	0.00
093	LESS: TRANSFER TO BONDS REDEMPTION RESERVE	0.00	0.00

NOTE NO. 24 TO THE FS-EQUITY-OTHER EQUITY **(Amount in ₹)**

	As at	31.03.2024	31.03.2023
094	LESS: TRANSFER TO SPECIAL ALLOWANCE RESERVE FUND	0.00	0.00
095	LESS: TRANSFER TO FOREIGN PROJECT RESERVE	0.00	0.00
096	LESS:TRANSFER TO CAPITAL RESERVE	0.00	0.00
097	LESS:TRANSFER TO CSR RESERVE	0.00	0.00
098	LESS:TRANSFER TO GENERAL RESERVE	0.00	0.00
099	LESS:INTERIM DIVIDEND PAID	0.00	0.00
100	LESS:TAX ON INTERIM DIVIDEND PAID	0.00	0.00
101	LESS:FINAL DIVIDEND PAID	0.00	0.00
102	LESS:TAX ON FINAL DIVIDEND PAID	0.00	0.00
103	LESS: ISSUE OF BONUS DEBENTURE	0.00	0.00
104	LESS: TAX ON ISSUE OF BONUS DEBENTURE	0.00	0.00
105	**SUB-TOTAL**	**29,179,515,662.68**	**21,590,239,459.22**
110		0.00	0.00
111	**REMEASUREMENT OF DEFINED BENEFIT PLANS**	**0.00**	**0.00**
112	AS PER LAST FINANCIAL STATEMENTS	-37,689,203.20	-29,568,545.77
113	ADD/(LESS):- ACTUARIAL GAINS/LOSS THROUGH OCI	3,110,136.21	-8,120,657.43
114	**SUB-TOTAL**	**-34,579,066.99**	**-37,689,203.20**
115		0.00	0.00
116	**FVTOCI Reserve**	**0.00**	**0.00**
117	AS PER LAST FINANCIAL STATEMENTS	0.00	0.00
118	ADD(LESS):-NET GAIN/LOSS OF EQUITY INSTRUMENTS THROUGH OCI	0.00	0.00
119	**Sub-Total**	**0.00**	**0.00**
120		**0.00**	**0.00**
121	**Total Other equity**	**29,144,936,595.69**	**21,552,550,256.02**
122		0.00	0.00
123		0.00	0.00
124		0.00	0.00
125		0.00	0.00
126		0.00	0.00
127		0.00	0.00
128	The fly ash utilization reserve fund is controlled at Corporate Centre.	0.00	0.00

NOTE NO. 25 TO THE FS-NCL-BORROWINGS **(Amount in ₹)**

	As at	31.03.2024	31.03.2023
001	**LONG TERM BORROWINGS**	**0.00**	**0.00**
002	**Bonds**	**0.00**	**0.00**
003	**Secured**	**0.00**	**0.00**
004	7.37 % Tax free secured non-cumulative non-convertible redeemable bonds-2015 of Rs. 1,000/- each redeemable at par in full on 5th October 2035 (Fifty Sixth Issue - Public Issue - Series 3A).	0.00	0.00
005	7.62 % Tax free secured non-cumulative non-convertible redeemable bonds-2015 of Rs. 1,000/- each redeemable at par in full on 5th October 2035 (Fifty Sixth Issue - Public Issue - Series 3 B).	0.00	0.00
006	8.61% Tax free secured non-cumulative non-convertible redeemable bonds of ₹ 10,00,000/- each redeemable at par in full on 4th March 2034 (Fifty First Issue C - Private Placement)	0.00	0.00
007	8.66% Tax free secured non-cumulative non-convertible redeemable bonds - 2013 of ₹ 1000/- each redeemable at par in full on 16th December 2033 (Fiftieth Issue - Public Issue - Series 3A)	0.00	0.00
008	8.91% Tax free secured non-cumulative non-convertible redeemable bonds - 2013 of ₹ 1000/- each redeemable at par in full on 16th December 2033 (Fiftieth Issue - Public Issue - Series 3B)	0.00	0.00
009	7.37% Secured non-cumulative non-convertible redeemable taxable bonds of Rs. 10,00,000/- each redeemable at par in full on 14th December 2031 (Sixty Sixth Issue - Private Placement)	0.00	0.00
010	7.49% Secured non-cumulative non-convertible redeemable taxable bonds of Rs. 10,00,000/- each redeemable at par in full on 7th November 2031 (Sixty Fourth Issue - Private Placement)	0.00	0.00
011	7.28 % Tax free secured non-cumulative non-convertible redeemable bonds-2015 of Rs. 1,000/- each redeemable at par in full on 5th October 2030 (Fifty Sixth Issue - Public Issue - Series	0.00	0.00

	As at	31.03.2024	31.03.2023
	2A)		
012	7.53 % Tax free secured non-cumulative non-convertible redeemable bonds-2015 of Rs. 1,000/- each redeemable at par in full on 5th October 2030 (Fifty Sixth Issue - Public Issue - Series 2 B).	0.00	0.00
013	7.32% Secured non-cumulative non-convertible redeemable taxable bonds of Rs 10,00,000/- each redeemable at par in full on 17 July 2029 (Sixty Ninth Issue - Private Placement)	0.00	0.00
014	8.63% Tax free secured non-cumulative non-convertible redeemable bonds of ₹ 10,00,000/- each redeemable at par in full on 4th March 2029 (Fifty First Issue B - Private Placement)	0.00	0.00
015	8.30% Secured non-cumulative non-convertible redeemable taxable bonds of Rs 10,00,000/- each redeemable at par in full on 15 January 2029 (Sixty Seventh Issue - Private Placement)	0.00	0.00
016	8.48% Tax free secured non-cumulative non-convertible redeemable bonds - 2013 of ₹ 1000/- each redeemable at par in full on 16th December 2028 (Fiftieth Issue - Public Issue - Series 2A)	0.00	0.00
017	8.73% Tax free secured non-cumulative non-convertible redeemable bonds - 2013 of ₹ 1000/- each redeemable at par in full on 16th December 2028 (Fiftieth Issue - Public Issue - Series 2B)	0.00	0.00
018	7.47% Secured non-cumulative non-convertible redeemable taxable bonds of Rs. 10,00,000/- each redeemable at par in full on 16th September 2026 (Sixty Third Issue - Private Placement)	0.00	0.00
019	7.58% Secured non-cumulative non-convertible redeemable taxable bonds of Rs. 10,00,000/- each redeemable at par in	0.00	0.00

	As at	31.03.2024	31.03.2023
	full on 23rd August 2026 (Sixty Second Issue - Private Placement)		
020	8.05% Secured non-cumulative non-convertible redeemable taxable bonds of Rs. 10,00,000/- each redeemable at par in full on 5th May 2026 (Sixtieth Issue - Private Placement)	0.00	0.00
021	8.19% Secured non-cumulative non-convertible redeemable taxable bonds of Rs. 10,00,000/- each redeemable at par in full on 15th December 2025 (Fifty Seventh Issue - Private Placement)	0.00	0.00
022	7.11 % Tax free secured non-cumulative non-convertible redeemable bonds-2015 of Rs. 1,000/- each redeemable at par in full on 5th October 2025 (Fifty Sixth Issue - Public Issue - Series 1A).	0.00	0.00
023	7.36 % Tax free secured non-cumulative non-convertible redeemable bonds-2015 of Rs. 1,000/- each redeemable at par in full on 5th October 2025 (Fifty Sixth Issue - Public Issue - Series 1 B).	0.00	0.00
024	7.15% Tax free secured non-cumulative non-convertible redeemable bonds - 2015 of Rs. 10,00,000/- each redeemable at par in full on 21st August 2025 (Fifty Fifth Issue - Private Placement)	0.00	0.00
025	9.17% Secured non-cumulative non-convertible redeemable taxable bonds of ₹ 10,00,000/- each redeemable at par in full on 22nd September 2024 (53rd Issue - private placement).	0.00	0.00
026	9.34% Secured non-cumulative non-convertible redeemable taxable bonds of ₹10,00,000/- each redeemable at par in full on 24th March 2024 (Fifty Second Issue - private placement)	0.00	0.00
027	8.19% Tax free secured non-cumulative non-convertible redeemable bonds - 2013 of ₹ 10,00,000/- each redeemable at	0.00	0.00

	As at	31.03.2024	31.03.2023
	par in full on 4th March 2024 (Fifty First Issue A - Private Placement)		
028	8.41% Tax free secured non-cumulative non-convertible redeemable bonds - 2013 of ₹ 1000/- each redeemable at par in full on 16th December 2023 (Fiftieth Issue - Public Issue - Series 1A)	0.00	0.00
029	8.66% Tax free secured non-cumulative non-convertible redeemable bonds - 2013 of ₹ 1000/- each redeemable at par in full on 16th December 2023 (Fiftieth Issue - Public Issue - Series 1B)	0.00	0.00
030	9.25% Secured non-cumulative non-convertible redeemable taxable bonds of ₹10,00,000/- each with five equal separately transferable redeemable principal parts (STRPP) redeemable at par at the end of 11th year and in annual installments thereafter upto the end of 15th year respectively commencing from 4th May 2023 and ending on 4th May 2027 (Forty fourth issue - private placement)VII	0.00	0.00
031	8.48% Secured non-cumulative non-nonvertible redeemable taxable bonds of ₹ 10,00,000/- each redeemable at par in full on 1st May 2023 (Seventeenth issue - private placement)I	0.00	0.00
032	8.80% Secured non-cumulative non-convertible redeemable taxable bonds of ₹10,00,000/- each redeemable at par in full on 4th April 2023 (Forty ninth issue -private placement	0.00	0.00
033	8.49% Secured non-cumulative non-convertible redeemable taxable fully paid-up bonus debentures of Rs. 12.50 each redeemable at par in three annual installments of Rs. 2.50, Rs. 5.00 and Rs. 5.00 at the end of 8th year, 9th year and 10th year on 25th March 2023, 25th March 2024 and 25th March 2025 respectively (Fifty Fourth Issue -Bonus Debentures)X - (refer Note 5 d)	0.00	0.00
034	8.73% Secured non-cumulative	0.00	0.00

	As at	31.03.2024	31.03.2023
	non-convertible redeemable taxable bonds of ₹ 10,00,000/- each redeemable at par in full on 07th March 2023 (Forty eighth issue - private placement)		
035	9.00% Secured non-cumulative non-convertible redeemable taxable bonds of ₹ 10,00,000/- each with five equal separately transferable redeemable principal parts (STRPP) redeemable at par at the end of 11th year and in annual installments thereafter upto the end of 15th year respectively commencing from 25th January 2023 and ending on 25th January 2027 (Forty second issue- private placement)III	0.00	0.00
036	8.84% Secured non-cumulative non-convertible redeemable taxable bonds of ₹10,00,000/- each redeemable at par in full on 4th October 2022 (Forty seventh issue- private placement)VII	0.00	0.00
037	7.93% Secured non-cumulative non-convertible redeemable taxable bonds of ` 10,00,000/- each redeemable at par in full on 03 May 2022 (68th Issue - Private Placement)	0.00	0.00
038	6.72% Secured non-cumulative non-convertible redeemable taxable bonds of Rs. 10,00,000/- each redeemable at par in full on 24th November 2021 (Sixty Fifth Issue - Private Placement)	0.00	0.00
039	8.10% Secured Non-Cumulative Non-Convertible Redeemable Taxable Bonds of Rs. 30,00,000/- each redeemable at par in three equal separately transferable redeemable principal parts (STRPP) at the end of 5th year, 10th year & 15th year on 27th May 2021, 27th May 2026 and 27th May 2031 respectively (Sixty First Issue- Private Placement)	0.00	0.00
040	8.33% Secured non-cumulative non-convertible redeemable taxable bonds of Rs.10,00,000/- each redeemable at par in full on 24th February 2021	0.00	0.00

	As at	31.03.2024	31.03.2023
	(Fifty Ninth Issue - Private Placement).		
042	8.93% Secured non-cumulative non-convertible redeemable taxable bonds of ₹ 10,00,000/- each redeemable at par in full on 19th January 2021 Thirty seventh issue - private placement)III	0.00	0.00
043	8.18% Secured non-cumulative non-convertible redeemable taxable bonds of Rs.10,00,000/- each redeemable at par in full on 31st December 2020 (Fifty Eight Issue - Private Placement).	0.00	0.00
044	8.73 % Secured non-cumulative non-convertible redeemable taxable bonds of ₹ 10,00,000/- each redeemable at par in full on 31st March 2020 (Thirty third issue- private placement)III	0.00	0.00
045	8.78 % Secured non-cumulative non-convertible redeemable taxable bonds of ₹ 10,00,000/- each redeemable at par in full on 9th March 2020 (Thirty first issue- private placement)III	0.00	0.00
046	11.25% Secured non-cumulative non-convertible redeemable taxable bonds of ₹ 10,00,000/- each redeemable at par in five equal annual installments commencing from 6th Nov 2019 and ending on 6th Nov 2023 (Twenty seventh issue - private placement)III	0.00	0.00
047	7.89% Secured non-cumulative non-convertible redeemable taxable bonds of ₹ 10,00,000/- each redeemable at par in full on 5th May 2019 (Thirtieth issue - private placement)III	0.00	0.00
048	8.65% Secured non-cumulative non-convertible redeemable taxable bonds of ₹10,00,000/- each redeemable at par in full on 4th February 2019 (Twenty ninth issue - private placement)III	0.00	0.00
049	7.50% Secured non-cumulative non-convertible redeemable taxable bonds of ₹ 10,00,000/- each redeemable at par in full	0.00	0.00

NOTE NO. 25 TO THE FS-NCL-BORROWINGS **(Amount in ₹)**

	As at	31.03.2024	31.03.2023
	on 12th January 2019 (Nineteenth issue - private placement)II		
050	11% Secured non-cumulative non-convertible redeemable taxable bonds of ₹ 10,00,000/- each redeemable at par in full on 21st November 2018 (Twenty eighth issue - private placement)III	0.00	0.00
051	9.3473% Secured non-cumulative non-convertible redeemable taxable bonds of ₹15,00,000/- each with fifteen equal separately transferable redeemable principal parts (STRPP) redeemable at par at the end of 6th year and in annual installments thereafter upto the end of 20th year respectively commencing from 20th July 2018 and ending on 20th July 2032 (Forty sixth issue - private placement)VII	0.00	0.00
052	9.4376% Secured non-cumulative non-convertible redeemable taxable bonds of ₹ 15,00,000/- each with fifteen equal separately transferable redeemable principal parts (STRPP) redeemable at par at the end of 6th year and in annual installments thereafter upto the end of 20th year respectively commencing from 16th May 2018 and ending on 16th May 2032 (Forty fifth issue - private placement)VII	0.00	0.00
053	8.00% Secured non-cumulative non-convertible redeemable taxable bonds of ₹ 10,00,000/- each redeemable at par in full on 10th April 2018 (Sixteenth issue -private placement)I	0.00	0.00
054	9.2573% Secured non-cumulative non-convertible redeemable taxable bonds of ₹ 15,00,000/- each with fifteen equal separately transferable redeemable principal parts (STRPP) redeemable at par at the end of 6th year and in annual installments thereafter upto the end of 20th year respectively commencing from 2nd March 2018 and ending on 2nd March 2032 (Forty third issue - private placement)III	0.00	0.00
055	9.6713% Secured non-cumulative non-convertible redeemable taxable bonds	0.00	0.00

NOTE NO. 25 TO THE FS-NCL-BORROWINGS (Amount in ₹)

	As at	31.03.2024	31.03.2023
	of ₹ 15,00,000/- each with fifteen equal separately transferable redeemable principal parts (STRPP) redeemable at par at the end of 6th year and in annual installments thereafter upto the end of 20th year respectively commencing from 23rd December 2017 and ending on 23rd December 2031 (Forty first issue - private placement)III		
056	9.558% Secured non-cumulative non-convertible redeemable taxable bonds of ₹ 15,00,000/- each with fifteen equal separately transferable redeemable principal parts (STRPP) redeemable at par at the end of 6th year and in annual installments thereafter upto the end of 20th year respectively commencing from 29th July 2017 and ending on 29th July 2031(Fourtieth issue-private placement)III	0.00	0.00
057	9.3896% Secured non-cumulative non-convertible redeemable taxable bonds of ₹ 15,00,000/- each with fifteen equal separately transferable redeemable principal parts (STRPP) redeemable at par at the end of 6th year and in annual installments thereafter upto the end of 20th year respectively commencing from 9th June 2017 and ending on 9th June 2031(Thirty ninth issue-private placement)III	0.00	0.00
058	9.17% Secured non-cumulative non-convertible redeemable taxable bonds of ₹ 15,00,000/- each with fifteen equal separately transferable redeemable principal parts (STRPP) redeemable at par at the end of 6th year and in annual installments thereafter upto the end of 20th year respectively commencing from 22nd March 2017 and ending on 22nd March 2031(Thirty eighth issue-private placement)III	0.00	0.00
059	8.8086% Secured non-cumulative non-convertible redeemable taxable bonds of ₹ 15,00,000/- each with fifteen equal separately transferable redeemable principal parts (STRPP) redeemable at par at the end of 6th	0.00	0.00

	As at	31.03.2024	31.03.2023
	year and in annual installments thereafter upto the end of 20th year respectively commencing from 15th December 2016 and ending on 15th December 2030 (Thirty sixth issue - private placement)III		
060	8.785% Secured non-cumulative non-convertible redeemable taxable bonds of ₹ 15,00,000/- each with fifteen equal separately transferable redeemable principal parts (STRPP) redeemable at par at the end of 6th year and in annual installments thereafter upto the end of 20th year respectively commencing from 15th September 2016 and ending on 15th September 2030 (Thirty fifth issue - private placement)III	0.00	0.00
061	8.71% Secured non-cumulative non-convertible redeemable taxable bonds of ₹ 15,00,000/- each with fifteen equal separately transferable redeemable principal parts (STRPP) redeemable at par at the end of 6th year and in annual installments thereafter upto the end of 20th year respectively commencing from 10th June 2016 and ending on 10th June 2030 (Thirty fourth issue - private placement)III	0.00	0.00
062	8.8493% Secured non-cumulative non-convertible redeemable taxable bonds of ₹ 15,00,000/- each with fifteen equal separately transferable redeemable principal parts (STRPP) redeemable at par at the end of 6th year and in annual installments thereafter upto the end of 20th year respectively commencing from 25th March 2016 and ending on 25th March 2030 (Thirty second issue - private placement)III	0.00	0.00
063	9.37% Secured non-cumulative non-convertible redeemable taxable bonds of ₹ 70,00,000/- each with fourteen separately transferable redeemable principal parts (STRPP) redeemable at par semi-annually commencing from 4th June 2012 and ending on 4th December 2018 (Twenty fifth issue -	0.00	0.00

NOTE NO. 25 TO THE FS-NCL-BORROWINGS (Amount in ₹)

	As at	31.03.2024	31.03.2023
	private placement)III		
065	9.06% Secured non-cumulative non-convertible redeemable taxable bonds of ₹ 70,00,000/- each with fourteen separately transferable redeemable principal parts (STRPP) redeemable at par semi-annually commencing from 4th June 2012 and ending on 4th December 2018 (Twenty sixth issue - private placement)III	0.00	0.00
066	8.6077% Secured non-cumulative non-convertible redeemable taxable bonds of ₹ 20,00,000/- each with twenty equal separately transferable redeemable principal parts (STRPP) redeemable at par semi-annually commencing from 9th September 2011 and ending on 9th March 2021 (Twenty fourth issue - private placement)IV	0.00	0.00
067	8.3796% Secured non-cumulative non-convertible redeemable taxable bonds of ₹ 20,00,000/- each with twenty equal separately transferable redeemable principal parts (STRPP) redeemable at par semi-annually commencing from 5th August 2011 and ending on 5th February 2021 (Twenty third issue - private placement)IV	0.00	0.00
068	8.1771% Secured non-cumulative non-convertible redeemable taxable bonds of ₹ 20,00,000/- each with twenty equal separately transferable redeemable principal parts (STRPP) redeemable at par semi-annually commencing from 2nd July 2011 and ending on 2nd January 2021 (Twenty second issue - private placement)IV	0.00	0.00
069	7.7125% Secured non-cumulative non-convertible redeemable taxable bonds of ₹ 20,00,000/- each with twenty equal separately transferable redeemable principal parts (STRPP) redeemable at par semi-annually commencing from 2nd August 2010 and ending on 2nd February 2020 (Twenty first issue - private placement)V	0.00	0.00
070	7.552% Secured non-cumulative non-convertible redeemable taxable bonds	0.00	0.00

NOTE NO. 25 TO THE FS-NCL-BORROWINGS **(Amount in ₹)**

	As at	31.03.2024	31.03.2023
	of ₹ 20,00,000/- each with twenty equal separately transferable redeemable principal parts (STRPP) redeemable at par semi-annually commencing from 23rd September 2009 and ending on 23rd March 2019 (Twentieth issue - private placement)VI		
071	9.55% Secured non-cumulative non-convertible taxable redeemable bonds of ₹ 10,00,000/- each with ten equal separately transferable redeemable principal parts (STRPP) redeemable at par at the end of the 6th year and in annual installments thereafter upto the end of 15th year respectively from 30th April 2002 (Thirteenth issue - Part B - private placement)VIII	0.00	0.00
072	9.55% Secured non-cumulative non-convertible taxable redeemable bonds of ₹ 10,00,000/- each redeemable at par in ten equal annual installments commencing from the end of 6th year and upto the end of 15th year respectively from 18th April 2002 (Thirteenth issue -Part A - private placement)VIII	0.00	0.00
075		0.00	0.00
076		0.00	0.00
077		0.00	0.00
078		0.00	0.00
079		0.00	0.00
080		0.00	0.00
081		0.00	0.00
082	**Sub Total**	**0.00**	**0.00**
083	**Unsecured**	**0.00**	**0.00**
084	6.55% Unsecured non-cumulative non-convertible redeemable taxable bonds of ₹ 10,00,000/- each redeemable at par in full on 17 April 2023 (Seventieth Issue - Private Placement)	0.00	0.00
085	6.29% Unsecured non-cumulative non-convertible redeemable taxable bonds of ₹ 10,00,000/- each redeemable at par in full on 11 April 2031 (Seventy First Issue - Private Placement)	0.00	0.00
086	5.45% Unsecured non-cumulative non-convertible redeemable taxable bonds	0.00	0.00

NOTE NO. 25 TO THE FS-NCL-BORROWINGS **(Amount in ₹)**

	As at	31.03.2024	31.03.2023
	of ₹ 10,00,000/- each redeemable at par in full on 15 October 2025 (Seventy Second Issue - Private Placement)		
087	6.43% Unsecured non-cumulative non-convertible redeemable taxable bonds of ₹ 10,00,000/- each redeemable at par in full on 27 January 2031 (Seventy Third Issue - Private Placement)	0.00	0.00
088	6.87% Unsecured non-cumulative non-convertible redeemable taxable bonds of ₹ 10,00,000/- each redeemable at par in full on 21 April 2036 (Seventy Fourth Issue - Private Placement)	0.00	0.00
089	6.69% Unsecured non-cumulative non-convertible redeemable taxable bonds of ₹ 10,00,000/- each redeemable at par in full on 13 September 2031 (Seventy Fifth Issue - Private Placement)	0.00	0.00
090	6.74% Unsecured non-cumulative non-convertible redeemable taxable bonds of Rs.10,00,000/- each redeemable at par in full on 14 April 2032 (Seventy Sixth Issue - Private Placement)	0.00	0.00
091	5.78% Unsecured non-cumulative non-convertible redeemable taxable bonds of ₹ 10,00,000/- each redeemable at par in full on 29 April 2024 (Seventy Seventh Issue - Private Placement)	0.00	0.00
092	7.44% Unsecured non-cumulative non-convertible redeemable taxable bonds of ₹ 10,00,000/- each redeemable at par in full on 25 August 2032 (Seventy Eighth Issue - Private Placement)	0.00	0.00
093	7.44% Unsecured non-cumulative non-convertible redeemable taxable bonds of ` 10,00,000/- each redeemable at par in full on 15 April 2033 (Seventy Ninth Issue - Private Placement)	0.00	0.00
094	7.35% Unsecured non-cumulative non-convertible redeemable taxable bonds of ` 1,00,000/- each redeemable at par in full on 17 April 2026 (Eightieth Issue - Private Placement)	0.00	0.00
095	7.48% Unsecured non-cumulative non-convertible redeemable taxable bonds of ₹ 1,00,000/- each redeemable at par in full on 21 March 2026 (Eighty First Issue - Private Placement)	0.00	0.00
096		0.00	0.00
097		0.00	0.00
098		0.00	0.00
099		0.00	0.00
100	**Sub-total**	**0.00**	**0.00**
101	**Total**	**0.00**	**0.00**

NOTE NO. 25 TO THE FS-NCL-BORROWINGS **(Amount in ₹)**

	As at	31.03.2024	31.03.2023
102	**Foreign Currency Notes-Unsecured**	**0.00**	**0.00**
103	4.50% Fixed Rate Notes Due for repayment on 19th March 2028	0.00	0.00
104	2.75% Fixed rate notes due for repayment on 1st February 2027	0.00	0.00
105	4.25 % Fixed rate notes due for repayment on 26th February 2026	0.00	0.00
106	4.375% Fixed Rate Note due for repayment on 26th November 2024	0.00	0.00
107	4.75 % Fixed Rate Notes due for repayment on 3rd Oct 2022	0.00	0.00
108	7.25 % Fixed green global INR denominated bonds due on 3 May 2022	0.00	0.00
109	7.375 % Fixed green global INR denominated bonds due on 10 August 2021	0.00	0.00
110	5.625% Fixed Rate Notes due for repayment on 14th July 2021	0.00	0.00
111	3.75 % Fixed rate notes due for repayment on 03 April 2024	0.00	0.00
112		0.00	0.00
113		0.00	0.00
114		0.00	0.00
115	**Sub Total**	**0.00**	**0.00**
116	**Term Loans**	**0.00**	**0.00**
117	**From Banks**	**0.00**	**0.00**
118	**Secured**	**0.00**	**0.00**
119	Rupee Loans	0.00	0.00
120	**Unsecured**	**0.00**	**0.00**
121	Foreign Currency Loans	0.00	0.00
122	Rupee Loans	0.00	0.00
123	**From Others**	**0.00**	**0.00**
124	**Secured**	**0.00**	**0.00**
125	Rupee Loans	0.00	0.00
126	Foreign Currency loans (guaranteed by GOI)	0.00	0.00
127	**Unsecured**	**0.00**	**0.00**
128	Foreign Currency loans (guaranteed by GOI)	0.00	0.00
129	Other Foreign currency loans	0.00	0.00
131	Rupee Loans	0.00	0.00
132	**Deposits**	**0.00**	**0.00**
133	**Unsecured**	**0.00**	**0.00**
134	Fixed Deposits	0.00	0.00
135	**Others**	**0.00**	**0.00**
136	**Unsecured**	**0.00**	**0.00**
137	Bonds Application Money Pending Allotment	0.00	0.00
138	**Sub-total**	**0.00**	**0.00**
139	**Total**	**0.00**	**0.00**
140	Less:- Interst accrued but not due on secured	0.00	0.00

NOTE NO. 25 TO THE FS-NCL-BORROWINGS **(Amount in ₹)**

	As at	31.03.2024	31.03.2023
	borrowings		
141	Less:- Interst accrued but not due on unsecured borrowings	0.00	0.00
142	Less:- Current maturities of long term borrowings	0.00	0.00
143	Bonds-Secured	0.00	0.00
144	Fixed Rate Notes	0.00	0.00
146	Foreign currency loans from Banks- unsecured	0.00	0.00
147	Rupee loans from banks- Secured	0.00	0.00
148	Rupee loans from banks- unsecured	0.00	0.00
149	Rupee Term loan from Others - Secured	0.00	0.00
150	Foreign currency loans from others- unsecured (Guaranteed by GOI)	0.00	0.00
151	Other foreign currency loans from others- unsecured	0.00	0.00
152	Rupee loans from others- unsecured	0.00	0.00
153		0.00	0.00
154		0.00	0.00
155		0.00	0.00
156		0.00	0.00
157		0.00	0.00
158		0.00	0.00
159		0.00	0.00
160		0.00	0.00
161		0.00	0.00
201	**Total**	**0.00**	**0.00**

GADARWARA

NOTE NO. 26 TO THE FS-NCL-LEASE LIABILITIES **(Amount in ₹)**

	As at	31.03.2024	31.03.2023
001	**Non-current financial liabilities - Lease liabilities**	**0.00**	**0.00**
002	**Lease liabilities**	**0.00**	**0.00**
003	Long term maturities of Finance Lease Liabilities (Secured) IX	0.00	0.00
004	Long term maturities of Finance Lease Liabilites (Unsecured) X	243,385,768.63	224,561,353.63
005	**Sub-Total**	**243,385,768.63**	**224,561,353.63**
006	**Less: current maturities of lease liabilities**	**0.00**	**0.00**
007	Finance Lease obligations - secured	0.00	0.00
008	Finance Lease obligations - unsecured	19,923,579.29	18,654,925.11
009	**Sub-Total**	**19,923,579.29**	**18,654,925.11**
011	**Total**	**223,462,189.34**	**205,906,428.52**

GADARWARA

NOTE NO. 27 TO THE FS-NCL-TRADE PAYABLES **(Amount in ₹)**

	As at	31.03.2024	31.03.2023
001	**TRADE PAYABLES(NON CURRENT)**	**0.00**	**0.00**
002	**For Goods and Services**	**0.00**	**0.00**
003	- Micro & Small Enterprises	0.00	0.00
004	- Others	0.00	0.00
005		0.00	0.00
007	**Total**	**0.00**	**0.00**

GADARWARA

NOTE NO. 28 TO THE FS-NCL-OTHER FINANCIAL LIABILITIES **(Amount in ₹)**

	As at	31.03.2024	31.03.2023
001	**OTHER FINANCIAL LIABILITIES (NON-CURRENT)**	**0.00**	**0.00**
002	Payable for Capital Expenditure	0.00	0.00
003	- Micro & Small Enterprises	551,897.57	992,424.01
004	- Others	1,213,473.95	1,176,845.23
005	Contractual Obligations	12,580,102.55	8,441,496.57
006	Others	0.00	0.00
007	Deposits from contractors and others	0.00	0.00
008		0.00	0.00
009		0.00	0.00
011	**Total**	**14,345,474.07**	**10,610,765.81**
020		0.00	0.00
021	**Payable for Capital Expenditure - SD/retntion**	**0.00**	**0.00**
022	- Micro & Small Enterprises	378,264.69	506,465.08
023	- Others	88,258.00	162,394.78
024	**Sub-total**	**466,522.69**	**668,859.86**
025	**Contractual Obligations**	**0.00**	**0.00**
026	- Micro & Small Enterprises	4,852,918.64	2,871,034.66
027	- Others	7,727,183.91	5,570,461.91
028	**Sub-total**	**12,580,102.55**	**8,441,496.57**
029	**Total (24+28)**	**13,046,625.24**	**9,110,356.43**
030		0.00	0.00

GADARWARA

NOTE NO. 29 TO THE FS-NCL-PROVISIONS **(Amount in ₹)**

	As at	31.03.2024	31.03.2023
001	**LONG TERM PROVISIONS**	**0.00**	**0.00**
002	**Provision for Employee Benefits**	**0.00**	**0.00**
003	Opening Balance	0.00	0.00
004	Additions/ (adjustments) during the year	0.00	0.00
005	**Closing Balance**	**0.00**	**0.00**
006		0.00	0.00
007	**Others**	**0.00**	**0.00**
008	**i) Mine Closure Provision**	**0.00**	**0.00**
009	Opening Balance	0.00	0.00
010	Additions during the year	0.00	0.00
011	Amounts adjusted during the year	0.00	0.00
012	Amounts reversed during the year	0.00	0.00
013	**Closing Balance**	**0.00**	**0.00**
014		0.00	0.00
015	**ii) Stripping Activity Adjustments**	**0.00**	**0.00**
016	Opening Balance	0.00	0.00
017	Additions during the year	0.00	0.00
018	Amounts adjusted during the year	0.00	0.00
019	Amounts reversed during the year	0.00	0.00
020	**Closing Balance**	**0.00**	**0.00**
021		0.00	0.00
024		0.00	0.00
026	**TOTAL**	**0.00**	**0.00**

NOTE NO. 30 TO THE FS-NCL-DEFERRED TAX LIABILITIES (NET) **(Amount in ₹)**

	As at	Opening Balance on 01.04.2023	Addition	Closing Balance on 31.03.2024
001	**DEFERRED TAX LIABILITIES (NET)**			
002	Difference of book depreciation and tax depreciation	0.00	0.00	0.00
003	Less: Deferred tax assets			
004	Provisions & Other disallowances for tax purposes	0.00	0.00	0.00
005	Unabsorbed Depreciation	0.00	0.00	0.00
006	Disallowances u/s 43B of the Income Tax Act, 1961	0.00	0.00	0.00
007	Others	0.00	0.00	0.00
008	Opening Balance	0.00	0.00	0.00
009	Additions during the year	0.00	0.00	0.00
010	Amounts adjusted during the year	0.00	0.00	0.00
011	Amounts reversed during the year	0.00	0.00	0.00
012	Closing Balance	0.00	0.00	0.00
013	MAT credit entitlement	0.00	0.00	0.00
014	**Total**	**0.00**	**0.00**	**0.00**
016		0.00	0.00	0.00
017	**Total**	**0.00**	**0.00**	**0.00**
018	Breakup of deferred tax assets	0.00	0.00	0.00
019	Provision	0.00	0.00	0.00
020	Statutory dues	0.00	0.00	0.00
021	Leave encashment	0.00	0.00	0.00
022	Others	0.00	0.00	0.00
023		0.00	0.00	0.00
024		0.00	0.00	0.00

GADARWARA

NOTE NO. 31 TO THE FS-NCL-OTHER NON-CURRENT LIABILITIES **(Amount in ₹)**

	As at	31.03.2024	31.03.2023
001	Other Non current Liabilities	0.00	0.00
002	Advances from customers and others	0.00	0.00
003	Deposits from contractors and others	0.00	0.00
004	Grants	0.00	0.00
006		0.00	0.00
007	**TOTAL**	**0.00**	**0.00**

GADARWARA

NOTE NO. 32 TO THE FS-CL-BORROWINGS **(Amount in ₹)**

	As at	31.03.2024	31.03.2023
001	**Short Term Borrowings**	**0.00**	**0.00**
002	**Loans repayable on demand**	**0.00**	**0.00**
003	**From Banks**	**0.00**	**0.00**
004	**Secured**	**0.00**	**0.00**
005	Cash Credit	0.00	0.00
006	**Unsecured**	**0.00**	**0.00**
007	Cash Credit	0.00	0.00
008	**Other loans-unsecured**	**0.00**	**0.00**
009	Commercial Papers	0.00	0.00
010	Less: Unamortised discount on Commercial Papers	0.00	0.00
011	**Sub-Total**	**0.00**	**0.00**
012	**Current maturity of long term borrowings**	**0.00**	**0.00**
013	Bonds-Secured	0.00	0.00
014	Foreign Currency Fixed Rate Notes	0.00	0.00
015	**From Banks**	**0.00**	**0.00**
016	**Secured**	**0.00**	**0.00**
017	Rupee Term Loan	0.00	0.00
018	Foreign currency loans	0.00	0.00
019	**Unsecured**	**0.00**	**0.00**
020	Foreign currency loans	0.00	0.00
021	Rupee term loans	0.00	0.00
022	**From Others**	**0.00**	**0.00**
023	**Secured**	**0.00**	**0.00**
024	Rupee Term Loan	0.00	0.00
025	**Unsecured**	**0.00**	**0.00**
026	Foreign currency loans (Guaranteed by Government of India)	0.00	0.00
027	Other foreign currency loans	0.00	0.00
028	Rupee term loans	0.00	0.00
029	Fixed deposits	0.00	0.00
030	Bill discounted	0.00	0.00
031		0.00	0.00
032	Sub Total	0.00	0.00
034		0.00	0.00
035	**TOTAL**	**0.00**	**0.00**

GADARWARA

NOTE NO. 33 TO THE FS-CL-LEASE LIABILITIES **(Amount in ₹)**

	As at	31.03.2024	31.03.2023
001	**Current financial liabilities - Lease liabilities**	**0.00**	**0.00**
002	Current maturity of finance lease obligations (secured)	0.00	0.00
003	Current maturity of finance lease obligations (unsecured)	19,923,579.29	18,654,925.11
005	**Total**	**19,923,579.29**	**18,654,925.11**

GADARWARA

NOTE NO. 34 TO THE FS-CL-TRADE PAYABLES **(Amount in ₹)**

	As at	31.03.2024	31.03.2023
001	**TRADE PAYABLES**	**0.00**	**0.00**
002	For Goods and Services	0.00	0.00
003	- Micro & Small Enterprises	192,591,984.74	39,422,834.16
004	- Others	4,119,812,238.89	2,796,627,716.95
005		0.00	0.00
007	**Total**	**4,312,404,223.63**	**2,836,050,551.11**
008		0.00	0.00
172	**Trade payable**	**0.00**	**0.00**
173	**MSME**	**0.00**	**0.00**
174	Unbilled	73,306,661.74	17,953,163.16
175	Not due	0.00	0.00
176	**Due**	**119,285,323.00**	**21,469,671.00**
177	Disputed	0.00	0.00
178	Undisputed	119,285,323.00	21,469,671.00
179		0.00	0.00
180	**Sub-total (A)**	**192,591,984.74**	**39,422,834.16**
181		0.00	0.00
182	**Others**	**0.00**	**0.00**
183	Unbilled	698,703,868.84	409,602,555.35
184	Not due	0.00	0.00
185	**Due**	**3,421,108,370.05**	**2,387,025,161.60**
186	Disputed	0.00	0.00
187	Undisputed	3,421,108,370.05	2,387,025,161.60
188		0.00	0.00
189	**Sub-total (B)**	**4,119,812,238.89**	**2,796,627,716.95**
190		0.00	0.00
191	**Total**	**4,312,404,223.63**	**2,836,050,551.11**
192		0.00	0.00
193	**Ageing**	**0.00**	**0.00**
194	**MSME**	**0.00**	**0.00**
195	**Disputed**	**0.00**	**0.00**
196	Less than 1 year	0.00	0.00
197	1-2 years	0.00	0.00
198	2-3 years	0.00	0.00
199	More than 3 years	0.00	0.00
200	**Sub Total (I)**	**0.00**	**0.00**
201		0.00	0.00
202	**Undisputed**	**0.00**	**0.00**
203	Less than 1 year	119,285,323.00	21,469,671.00
204	1-2 years	0.00	0.00
205	2-3 years	0.00	0.00
206	More than 3 years	0.00	0.00
207	**Sub Total (II)**	**119,285,323.00**	**21,469,671.00**
208		0.00	0.00
209	**Total MSME (III)**	**119,285,323.00**	**21,469,671.00**
210		0.00	0.00

NOTE NO. 34 TO THE FS-CL-TRADE PAYABLES **(Amount in ₹)**

	As at	31.03.2024	31.03.2023
211	**Others**	**0.00**	**0.00**
212	**Disputed**	**0.00**	**0.00**
213	Less than 1 year	0.00	0.00
214	1-2 years	0.00	0.00
215	2-3 years	0.00	0.00
216	More than 3 years	0.00	0.00
217	**Sub Total (IV)**	**0.00**	**0.00**
218		0.00	0.00
219	**Undisputed**	**0.00**	**0.00**
220	Less than 1 year	2,595,276,926.41	2,338,272,814.35
221	1-2 years	793,236,112.39	22,188,899.00
222	2-3 years	6,031,883.00	23,022,033.25
223	More than 3 years	26,563,448.25	3,541,415.00
224	**Sub Total (V)**	**3,421,108,370.05**	**2,387,025,161.60**
225		0.00	0.00
226	**Total Others (VI)**	**3,421,108,370.05**	**2,387,025,161.60**

GADARWARA

NOTE NO. 35 TO THE FS-CL-OTHER FINANCIAL LIABILITIES **(Amount in ₹)**

	As at	31.03.2024	31.03.2023
001	**OTHER FINANCIAL LIABILITIES (CURRENT)**	**0.00**	**0.00**
020	Interest accrued but not due on Unsecured Short Term Borrowing	0.00	0.00
021	Interest accrued but not due on secured borrowings	0.00	0.00
022	Interest accrued but not due on unsecured borrowings	0.00	0.00
023	Unpaid Dividends*	0.00	0.00
024	Unpaid matured deposits and interest accrued thereon*	0.00	0.00
025	Unpaid matured bonds and interest accrued thereon*	0.00	0.00
026	Unpaid bond refund money-Tax free bonds *	0.00	0.00
027	Book Overdraft	0.00	0.00
028	Payable to Customers	0.00	0.00
029	Liability under forward exchange contact	0.00	0.00
030	Hedging cost payable to beneficiaries	0.00	0.00
031	Derivative MTM Liability	0.00	0.00
032	**Payable for Capital Expenditure**	**0.00**	**0.00**
033	- Micro & Small Enterprises	31,593,425.96	21,000,524.16
034	- Others	7,279,229,179.48	7,432,272,206.92
035	Contractual Obligations	1,187,945,240.83	1,704,892,400.83
036	**Others Payables**	**0.00**	**0.00**
037	Deposits from contractors and others	917,460.04	12,257,613.04
038	Gratuity Obligations	0.00	0.00
039	Payable to employees	8,648,596.30	10,350,811.50
040	Payable to holding company	0.00	0.00
041	Retention on A/c BG encashment (Solar)	0.00	0.00
042	Payable to Solar Payment Security Account	0.00	0.00
043	Others **	1,500,139.00	2,506,355.00
044	Unspent CSR balance on ongoing Approved CSR projects	0.00	0.00
046		0.00	0.00
047		0.00	0.00
048	**Total**	**8,509,834,041.61**	**9,183,279,911.45**
049	* Represents the amounts which have not been claimed by the investor/holders of the bonds/fixed deposits. Out of the above, no amount is due for payment to Investor Education and Protection Fund.	0.00	0.00
050	** Include Payable to Hospital and other payable.	0.00	0.00
051	**Payable for Capital Expenditure - SD/retntion**	**0.00**	**0.00**
052	- Micro & Small Enterprises	7,867,933.01	7,698,176.00
053	- Others	1,768,695,904.68	1,976,905,028.33
054	**Sub-total**	**1,776,563,837.69**	**1,984,603,204.33**
055	**Contractual Obligations**	**0.00**	**0.00**
056	- Micro & Small Enterprises	58,626,169.00	10,335,525.00
057	- Others	1,129,319,071.83	1,694,556,875.83

NOTE NO. 35 TO THE FS-CL-OTHER FINANCIAL LIABILITIES **(Amount in ₹)**

	As at	31.03.2024	31.03.2023
058	**Sub-total**	**1,187,945,240.83**	**1,704,892,400.83**
059	**Total**	**2,964,509,078.52**	**3,689,495,605.16**
060		0.00	0.00

GADARWARA

NOTE NO. 36 TO THE FS-CL-OTHER CURRENT LIABILITIES **(Amount in ₹)**

	As at	31.03.2024	31.03.2023
001	**OTHER CURRENT LIABILITIES**	**0.00**	**0.00**
002	Advances from customers and others	1,451,765.32	2,115,270.88
003	Deferred discount on forward exchange contact	0.00	0.00
004	Tax deducted at source and other statutory dues	187,391,512.95	240,957,980.47
005	Deposits from contractors and others	0.00	0.00
006	Government grants	0.00	0.00
007	Others	0.00	0.00
009		0.00	0.00
010		0.00	0.00
011	**Total**	**188,843,278.27**	**243,073,251.35**

GADARWARA

NOTE NO. 37 TO THE FS-CL-PROVISIONS **(Amount in ₹)**

	As at	31.03.2024	31.03.2023
001	**SHORT TERM PROVISIONS**	**0.00**	**0.00**
002	**Provision for Employee Benefits**	**0.00**	**0.00**
003	Opening balance	0.00	0.00
004	Additions/ (adjustments) during the year	0.00	0.00
005	**Closing Balance**	**0.00**	**0.00**
028	**Provisions for Obligations Incidental to Land Acquisition**	**0.00**	**0.00**
029	Opening balance	204,983,951.12	244,541,323.37
030	Additions during the year	100,000,000.00	0.00
031	Amounts paid during the year	71,445,539.93	39,557,372.25
032	Amounts reversed during the year	0.00	0.00
033	**Closing Balance**	**233,538,411.19**	**204,983,951.12**
035	**Provision for Tariff Adjustment**	**0.00**	**0.00**
036	Opening balance	0.00	0.00
037	Additions during the year	0.00	0.00
038	Amounts adjusted during the year	0.00	0.00
039	Amounts reversed during the year	0.00	0.00
040	**Closing Balance**	**0.00**	**0.00**
042	**Provision for shortage in Fixed Assets Pending Investigation & Others**	**0.00**	**0.00**
043	Opening balance	0.00	7,894,156.73
044	Additions during the year	565,951.70	0.00
045	Amounts adjusted during the year	0.00	0.00
046	Amounts reversed during the year	0.00	7,894,156.73
047	**Closing Balance**	**565,951.70**	**0.00**
048	**Provision for Arbitration**	**0.00**	**0.00**
049	Opening balance	0.00	0.00
050	Additions during the year	147,684,570.00	0.00
051	Amounts used during the year	0.00	0.00
052	Amounts reversed during the year	0.00	0.00
053	**Closing Balance**	**147,684,570.00**	**0.00**
054	**Others**	**0.00**	**0.00**
055	Opening balance	0.00	0.00
056	Additions during the year	0.00	0.00
057	Amounts used during the year	0.00	0.00
058	Amounts reversed during the year	0.00	0.00
059	**Closing Balance**	**0.00**	**0.00**
102		0.00	0.00
104	**Total**	**381,788,932.89**	**204,983,951.12**

GADARWARA

NOTE NO. 38 TO THE FS-CL-CURRENT TAX LIABILITIES (NET) **(Amount in ₹)**

	As at	31.03.2024	31.03.2023
001	**Current liabilities - current tax liabilities (net)**	**0.00**	**0.00**
002	Opening balance	0.00	0.00
003	Additions during the year	0.00	0.00
004	Amounts adjusted during the year	0.00	0.00
005	Less: Set off against taxes paid	0.00	0.00
007		0.00	0.00
008	**Closing Balance**	**0.00**	**0.00**

GADARWARA

NOTE NO. 39 TO THE FS--DEFERRED REVENUE **(Amount in ₹)**

	As at	31.03.2024	31.03.2023
001	**Deferred Revenue**	**0.00**	**0.00**
002	On account of advance against depreciation	0.00	0.00
003	On account of income from foreign currency fluctuation	1,062,619,000.00	989,451,000.00
004	Government grants	222,265.00	0.00
007		0.00	0.00
008		0.00	0.00
009	**TOTAL**	**1,062,841,265.00**	**989,451,000.00**

GADARWARA

NOTE NO. 39A TO THE FS--REGULATORY DEFERRAL ACCOUNT CREDIT BALANCES **(Amount in ₹)**

	As at	31.03.2024	31.03.2023
001	Regulatory deferral account credit balances	0.00	0.00
002	Exchange Differences	0.00	0.00
003		0.00	0.00
005	**Total**	**0.00**	**0.00**

GADARWARA

NOTE NO. 40 TO THE FS--REVENUE FROM OPERATIONS **(Amount in ₹)**

	For the Year ended	31.03.2024	31.03.2023
001	**REVENUE FROM OPERATIONS**	**0.00**	**0.00**
002	**Sales**	**0.00**	**0.00**
003	Energy Sales (including Electricity Duty)	61,953,277,792.47	64,135,522,382.56
004	Less : Advance against depreciation deferred (net)	0.00	0.00
005	Add: Revenue recognized out of advance against depreciation	0.00	0.00
006	Add : Exchange fluctuation receivable from customers	0.00	0.00
007	Sale of energy through trading	0.00	0.00
008	Commission (NVVN)	0.00	0.00
009	**Sub total**	**61,953,277,792.47**	**64,135,522,382.56**
010	Less: Rebate to customers	355,259,311.00	379,156,209.00
011	**Energy Sales (Total)**	**61,598,018,481.47**	**63,756,366,173.56**
012	Consultancy, project management and supervision fees	0.00	0.00
013	Lease rentals on assets on Operating lease	0.00	0.00
014	Sale of Captive Coal	0.00	0.00
015	Intra Company Elimination	0.00	0.00
017	**Sub-total**	**0.00**	**0.00**
018	**Total - Sales**	**61,598,018,481.47**	**63,756,366,173.56**
019	Sale of fly ash/ash products	245,705.00	1,274,580.20
020	Less: Transferred to fly ash utilisation reserve fund	-245,705.00	-1,274,580.20
021	**Sub-total**	**0.00**	**0.00**
022	**Other Operating Income**	**0.00**	**0.00**
023	Interest from customers	6,328,624.00	29,534,464.00
024	Energy Internally Consumed *	11,577,963.00	14,550,679.00
025	Interest income on Assets under finance lease	0.00	0.00
026	Recognized from deferred revenue - government grant	0.00	0.00
027	Provision written back- Tariff Adjustment	0.00	0.00
028	Income form Trading of ESCerts	0.00	0.00
029	Income from E-Mobility Business & others	0.00	0.00
030	Others	0.00	0.00
032		0.00	0.00
033		0.00	0.00
034	**Total**	**61,615,925,068.47**	**63,800,451,316.56**
040	* Valued at variable cost of generation and corresponding amount included in power charges (Note No. 42)	0.00	0.00
041	Excise duty on sale of flyash,cenospere & ash products	0.00	0.00
042	Energy sales of principal nature (NVVN)	0.00	0.00
043	Energy sales of agency nature (NVVN)	0.00	0.00

GADARWARA

NOTE NO. 41 TO THE FS--OTHER INCOME **(Amount in ₹)**

	For the Year ended	31.03.2024	31.03.2023
001	**OTHER INCOME**	**0.00**	**0.00**
002	**Interest from**	**0.00**	**0.00**
004	**Financial assets at amortised cost**	**0.00**	**0.00**
005	Government Securities (8.5% Tax Free Bonds issued by the State Goverments)	0.00	0.00
006	Other Bonds	0.00	0.00
007	Non current Trade Receivable	0.00	0.00
008	Interest from Government of India Securties-Non-Trade	0.00	0.00
009	Less: Amortziation of premium	0.00	0.00
010	**Sub Total**	**0.00**	**0.00**
011	Interest from others	0.00	0.00
012	Loan to State Government in settlement of dues from customers	0.00	0.00
013	Loan to Subsidiary Companies	0.00	0.00
014	Loan to Employees	8,111,900.66	8,542,493.75
015	Deposit with banks	0.00	0.00
016	Foreign Banks	0.00	0.00
017	Interest from Contractors	45,780,340.50	62,421,653.00
018	Interest from Income Tax Refunds	0.00	0.00
019	Less : Refundable to Customers	0.00	0.00
020	**Sub Total**	**0.00**	**0.00**
021	Deposits with banks-flyash utilisation reserve fund	0.00	0.00
022	Less: transferred to flyash utilisation reserve fund	0.00	0.00
023	**Sub Total**	**0.00**	**0.00**
024	Deposits with banks- DDUGJY funds	0.00	0.00
025	Interest from Contractors- DDUGJY funds	0.00	0.00
026	Transfer to DDUGJY-Advance from customers	0.00	0.00
027	Sub-total	0.00	0.00
030	Others	0.00	-12,777.98
031	Other investments in Joint venture companies	0.00	0.00
032	**Dividend from**	**0.00**	**0.00**
033	**Longterm investments in**	**0.00**	**0.00**
034	Subsidiaries	0.00	0.00
035	Joint Ventures	0.00	0.00
036	Equity Instruments	0.00	0.00
037	**Current Investments in**	**0.00**	**0.00**
038	Mutual Funds measured at fairvalue through profit or loss	0.00	0.00
039	Current investments in mutual funds-flyash utilisation reserve fund	0.00	0.00
040		0.00	0.00
041	Less: transferred to flyash utilisation reserve fund	0.00	0.00
042	Lease Rent # Ash Brick Plant	0.00	0.00
043	Less: transferred to flyash utilisation reserve fund	0.00	0.00
044	Other non-operating income	0.00	0.00
045	Profit on disposal of PPE	22,549.70	61,765.40

GADARWARA

NOTE NO. 41 TO THE FS--OTHER INCOME **(Amount in ₹)**

	For the Year ended	31.03.2024	31.03.2023
046	Profit on redemption of GOI securities	0.00	0.00
047	Net gain on sale of investments	0.00	0.00
048	Surcharge received from customers	42,306,459.00	85,787,342.00
049	Hire charges for equipment	0.00	0.00
050	Gain on option contract / Discount on F.ExchContract	0.00	91,147.00
051	Lease rent from investment property	0.00	0.00
052	Provision written back-others	15,988,467.68	8,549,871.73
053	Fair value gains/(losses) on investments in mutual funds at fair value through profit or loss	0.00	0.00
054	Interest from Solar payment security account	0.00	0.00
055	Less : Transferred to SPSA fund	0.00	0.00
056	Interest on "Retention on A/c BG encashment (Solar)"	0.00	0.00
057	Less : Transferred to "Retention on A/c BG encashment (Solar)"	0.00	0.00
058		0.00	0.00
059		0.00	0.00
060		0.00	0.00
061	Miscellaneous Income	22,210,548.03	80,357,551.58
062	**Total**	**134,420,265.57**	**245,799,046.48**
063	Less:Transferred to Development of Coal Mines-Note 47A	0.00	0.00
064	Less:Transferred to Expenditure during Construction period (net)- Note 47	0.00	0.00
065	Less: Others	0.00	0.00
066	Less:Transferred to payable to Govt. of Jharkhand	0.00	0.00
068		0.00	0.00
069		0.00	0.00
070	**Total**	**134,420,265.57**	**245,799,046.48**
071		0.00	0.00
101	**Details of Miscellaneous Income**	**0.00**	**0.00**
102	Vehicle Hire Charges.	86,000.00	92,000.00
103	Sale of by products & residuals	0.00	0.00
104	Township recoveries(exl. Hospital Recoveries).	4,906,767.02	5,025,233.52
105	Depreciation written back	0.00	0.00
106	Sale of Scrap.	10,897,561.66	17,414,599.55
107	Receipt under loss of profit policy.	0.00	0.00
108	Receipts under MBD/Fire Policy.	0.00	40,931,852.00
109	Management development programme.	0.00	0.00
110	Management Fee - Misc (NVVN)	0.00	0.00
111	Others	6,320,219.35	16,893,866.51
112		0.00	0.00
113		0.00	0.00
114	**Total (Miscellaneous Income)**	**22,210,548.03**	**80,357,551.58**
115		0.00	0.00
131	**Details of Provision written back others**	**0.00**	**0.00**

NOTE NO. 41 TO THE FS--OTHER INCOME **(Amount in ₹)**

	For the Year ended	31.03.2024	31.03.2023
132	Doubtful debts	0.00	0.00
133	Doubtful Loans, Advances and Claims	0.00	0.00
134	Doubtful Construction Advances	0.00	0.00
135	Shortage in Construction Stores	174,586.00	0.00
136	Shortage in Stores	15,813,881.68	655,715.00
137	Obsolescence in Stores	0.00	0.00
138	Unserviceable capital works	0.00	0.00
139	Other Obligation including Arbitration	0.00	0.00
140	Shortage in Fixed Assets	0.00	7,894,156.73
141	Diminution in value of Investment	0.00	0.00
142		0.00	0.00
143		0.00	0.00

GADARWARA

NOTE NO. 42 TO THE FS--FUEL COST **(Amount in ₹)**

	For the Year ended	31.03.2024	31.03.2023
001	**FUEL COST**	**0.00**	**0.00**
002	Coal	0.00	0.00
003	Captive	0.00	0.00
004	Other than captive	34,648,179,966.73	38,306,632,201.70
005	Gas	0.00	0.00
006	Naptha	0.00	0.00
007	Oil	398,727,031.43	681,352,603.66
008	Biomass Pellets & Others	72,169,644.17	17,274,172.50
009		0.00	0.00
010		0.00	0.00
011	**Total**	**35,119,076,642.33**	**39,005,258,977.86**
012		0.00	0.00

GADARWARA

NOTE NO. 43 TO THE FS--EMPLOYEE BENEFITS EXPENSE **(Amount in ₹)**

	For the Year ended	31.03.2024	31.03.2023
001	**EMPLOYEE BENEFITS EXPENSE**	**0.00**	**0.00**
002	Salaries and wages	849,528,835.87	862,940,702.62
003	Contribution to provident and other funds	135,719,968.32	114,155,322.44
004	Unwinding of deferred payroll expense	4,296,265.87	4,686,299.36
005	Staff welfare expenses	115,773,559.43	110,958,524.21
006	Less : Expenses transferred to Consultancy group	0.00	0.00
007		0.00	0.00
008	**Sub Total**	**1,105,318,629.49**	**1,092,740,848.63**
009	Less: Employee benefits expense allocated to fuel inventory	78,374,022.31	73,834,406.93
010	Less: Transferred/Allocated to development of coal mines - Note 47A	0.00	0.00
011	Less: Others	0.00	0.00
012	Less: Transferred to fly ash utilisation reserve fund	0.00	0.00
013	Less: Transferred to CSR Expenses	0.00	0.00
014	Reimbursements for employees on secondment	839,676.00	0.00
015	Less: Transferred to expenditure during construction period (net)- Note 47	27,457,493.87	29,325,284.64
016	Less: Transfer to Govt of Jharkhand A/c as recoverable	0.00	0.00
018		0.00	0.00
019	**TOTAL**	**998,647,437.31**	**989,581,157.06**
020	**Managerial Remuneration paid/ payable to Directors included above (except for Directors fee which is included in Note 42)**	**0.00**	**0.00**
021	Salaries and wages	0.00	0.00
022	Contribution to provident and other funds	0.00	0.00
023	Staff welfare expenses	0.00	0.00
024	Directors fee	0.00	0.00
025		0.00	0.00

GADARWARA

NOTE NO. 44 TO THE FS--FINANCE COSTS **(Amount in ₹)**

	For the Year ended	31.03.2024	31.03.2023
001	**FINANCE COSTS**	**0.00**	**0.00**
002	Finance charges on financial liabilities measured at amortised cost	0.00	0.00
003	Bonds	1,791,125,591.60	1,931,540,023.22
004	Government of India Loans	0.00	0.00
005	Foreign currency term loans	182,822,786.95	134,027,084.70
006	Rupee term loans	2,982,277,578.00	2,826,507,168.00
007	Public deposits	0.00	0.00
008	Foreign currency bonds/notes	883,135,480.75	884,591,903.03
009	Cash Credit	0.00	0.00
010	Unwinding of discount on account of vendor liabilities	21,513,908.34	20,741,644.56
011	Commercial Papers	0.00	0.00
012	**Sub Total**	**5,860,875,345.64**	**5,797,407,823.51**
013	Interest on non financial items	4,142.00	0.00
014	**Other Borrowing Costs**	**0.00**	**0.00**
015	Bonds servicing & public deposit exp.	2,337,231.40	2,080,571.35
016	Guarantee fee	0.00	0.00
017	Management fee	0.00	0.00
018	Committ charges/exposure premium	0.00	196,580.57
019	Bond issue expenses	0.00	0.00
020	Legal exp on foreign currency loans	0.00	0.00
021	Foreign currency bonds/notes exp.	0.00	0.00
022	Up-front fee	0.00	0.00
023	Insurance premium on foreign currency loans	0.00	0.00
024		0.00	0.00
025	Others	0.00	0.00
026	**Sub Total (Other Borrowing cost)**	**2,341,373.40**	**2,277,151.92**
027		0.00	0.00
028	**Exchange differences regarded as an adjustment to borrowing costs**	**136,052,448.18**	**379,712,071.36**
029	**Sub Total**	**5,999,269,167.22**	**6,179,397,046.79**
030	Less: Transferred to Expenditure during construction period (net) - Note 47	370,622,487.85	380,022,785.10
031	Less: Transferred to development of coal mines-Note 47A	0.00	0.00
032		0.00	0.00
034	**Total**	**5,628,646,679.37**	**5,799,374,261.69**

GADARWARA

NOTE NO. 45 TO THE FS--DEPRECIATION, AMORTIZATION AND IMPAIRMENT EXPENSES **(Amount in ₹)**

	For the Year ended	31.03.2024	31.03.2023
001	**Depreciation, amortization and impairment expenses**	**0.00**	**0.00**
002	On property, plant and equipment- Note 2	7,108,381,406.42	7,056,584,307.32
003	On investment property- Note 2A	0.00	0.00
004	On intangible assets- Note 4	3,986,124.21	4,138,214.37
005		0.00	0.00
006	Sub-total	7,112,367,530.63	7,060,722,521.69
007	Less:	0.00	0.00
008	Allocated to fuel inventory	853,073,628.67	774,786,281.66
009	Transferred to Expenditure during Construction Period (net)- Note 47	0.00	0.00
010		0.00	0.00
011	Transferred/Allocated to development of coal mines - Note 47A	0.00	0.00
012	Adjustment with deferred revenue from deferred foreign currency fluctuation	65,624,000.00	48,519,000.00
013		0.00	0.00
015	**Total**	**6,193,669,901.96**	**6,237,417,240.03**

GADARWARA

NOTE NO. 46 TO THE FS--OTHER EXPENSE **(Amount in ₹)**

	For the Year ended	31.03.2024	31.03.2023
001	**OTHER EXPENSES**	**0.00**	**0.00**
002	Power charges	14,754,685.00	65,770,129.00
003	Less: Recovered from contractors & employees	4,520,577.74	3,214,852.68
004	**Sub-Total(Power Charges)**	**10,234,107.26**	**62,555,276.32**
005	Water charges	169,374,382.00	160,748,389.00
006	Stores consumed	44,017,987.92	46,825,101.86
007	Rent	1,742,177.00	1,188,331.00
008	Less:Recoveries	0.00	0.00
009	**Sub-Total (Rent)**	**1,742,177.00**	**1,188,331.00**
010	Cost of captive coal produced	0.00	0.00
011	**Repairs & maintenance**	**0.00**	**0.00**
012	Buildings	64,481,807.15	9,530,091.52
013	Plant & machinery	0.00	0.00
014	Power stations	1,133,382,254.05	925,648,501.49
015	Construction equipment	0.00	0.00
016	Others	82,063,390.29	99,589,942.22
017	**Sub-total (Repairs & maintenance)**	**1,279,927,451.49**	**1,034,768,535.23**
019	Load Dispatch Center Charges	24,169,934.00	7,265,091.00
021	Insurance	89,240,183.63	87,217,607.30
022	Interest to beneficiaries	1,395.00	0.00
023	Rates and taxes	47,520,053.77	42,940,635.63
024	Water cess & environment protection cess	0.00	0.00
025	Training & recruitment expenses	8,532,378.01	4,673,103.91
026	Less: Receipts	0.00	0.00
027	**Sub-total (Training and recruitment expenses)**	**8,532,378.01**	**4,673,103.91**
028	Communication expenses	13,311,054.15	16,727,240.73
029	Inland Travel	44,587,328.04	44,866,663.77
030	Foreign Travel	467,731.80	77,831.50
031	Tender expenses	0.00	0.00
032	Less: Receipt from sale of tenders	0.00	0.00
033	**Sub-total (Tender expenses)**	**0.00**	**0.00**
034	Payment to auditors	0.00	0.00
035	Audit fee	0.00	0.00
036	Tax audit fee	0.00	0.00
037	Other services	0.00	0.00
038	Reimbursement of expenses	0.00	0.00
039	**Sub-total (Payment to Auditors)**	**0.00**	**0.00**
040	Advertisement and publicity	2,475,089.00	1,979,343.00
041	Electricity duty	1,299,944,558.00	1,262,995,357.00
042	Security expenses	275,458,914.71	254,727,227.87
043	Entertainment expenses	14,892,802.69	15,056,009.04
044	Expenses for guest house	20,631,933.32	16,070,238.00
045	Less:Recoveries	290,600.20	450,699.80
046	**Sub-Total (Guest house expenses)**	**20,341,333.12**	**15,619,538.20**
047	Education expenses	11,073,334.00	8,902,022.00
049	Donations	0.00	0.00

GADARWARA

NOTE NO. 46 TO THE FS--OTHER EXPENSE **(Amount in ₹)**

	For the Year ended	31.03.2024	31.03.2023
050	Ash utilisation & marketing expenses	2,308,206,430.38	1,475,494,569.72
051	Directors sitting fee	0.00	0.00
053	Professional charges and consultancy fees	5,392,306.14	3,944,002.81
054	Legal expenses	17,997,034.00	8,665,004.00
055	EDP hire and other charges	5,318,017.45	1,243,933.83
056	Printing and stationery	1,267,481.20	1,130,713.46
057	Oil & gas exploration expenses	0.00	0.00
059	Hiring of vehicles	34,404,660.01	21,464,960.24
061	Reimbursement of L.C.charges on sales realisation	0.00	0.00
062	LOSS ON FAIR VALUATION OF NON- CURRENT TRADE RECEIVABLE AT AMORTISED COST	0.00	0.00
063	Cost of Hedging	0.00	0.00
064	Derivatives MTM loss/gain (Net)	4,496,410.00	0.00
065	Net loss/(gain) in foreign currency transactions & translations	-856,333,230.23	504,833,800.48
066	Transport Vehicle running expenses	2,512,533.29	1,472,789.68
067	Horticulture Expenses	25,641,415.11	22,229,381.40
068	Hire charges- helicopter/aircraft.	0.00	0.00
069	Hire charges of construction equipment	0.00	0.00
070	Demurrage Charges	0.00	0.00
072		0.00	0.00
073	Miscellaneous expenses	34,449,981.57	27,697,450.36
074	Loss on disposal/write-off of PPE	21,618,728.94	33,619,937.64
075	**Sub-Total**	**4,962,283,963.45**	**5,170,929,847.98**
076	Less: Other expenses allocated to fuel inventory	160,661,473.01	150,537,956.28
077	Less: Transferred/Allocated to development of coal mines - Note 47A	0.00	0.00
078	Less: Transferred to fly ash utilisation reserve fund	320,706.00	1,274,580.20
079	Less: Hedging cost Net recoverable/payable from/to beneficiaries	4,496,410.00	0.00
080	Less: Others	0.00	0.00
081	Less: Transferred to CSR Expenses	0.00	0.00
082	Less:Transferred to Expenditure during Construction period(net)-Note 47	7,874,322.09	47,542,877.00
083	Less: Transfer to Govt of Jharkhand A/c as recoverable	0.00	0.00
084	**Net (Generation, Administration and Other expenses)**	**4,788,931,052.35**	**4,971,574,434.50**
085	Corporate Social Responsibility Expenses	11,022,294.39	2,561,580.00
086	Less: Grants-in-aid	0.00	0.00
087	**Sub-total (Corporate Social Responsibility Expenses)**	**11,022,294.39**	**2,561,580.00**
088	**Provisions**	**0.00**	**0.00**
089	Doubtful Debts	0.00	0.00
090	Doubtful loans, advances and claims	0.00	0.00
091	Doubtful Construction Advances	0.00	0.00
092	Shortage in stores	1,527,613.00	15,812,658.00

GADARWARA

NOTE NO. 46 TO THE FS--OTHER EXPENSE **(Amount in ₹)**

	For the Year ended	31.03.2024	31.03.2023
093	Obsolete/Dimunition in the value of surplus stores	6,038,431.00	0.00
094	Shortage in construction stores	0.00	2,693,194.00
095	Dimunition in value of long term investments	0.00	0.00
096	Shortage in Fixed assets	565,951.70	0.00
097	Unfinished minimum work progress from oil & gas exploration	0.00	0.00
098	Unserviceable capital works	0.00	0.00
099	Tariff Adjustment	0.00	0.00
100	Others :	0.00	0.00
101	(i) Provision for arbitration cases	45,477,936.00	0.00
102	(ii) Other provisions	0.00	0.00
103	**Total (Provisions)**	**53,609,931.70**	**18,505,852.00**
104		0.00	0.00
106	**Total**	**4,853,563,278.44**	**4,992,641,866.50**
107		0.00	0.00
108	**Breakup of miscellaneous expenses.**	**0.00**	**0.00**
110	Hire charges of office equipment	0.00	0.00
112	Operating expenses of construction equipment	0.00	0.00
113	Operating expenses of D.G. sets	801,737.19	1,099,722.26
114	Furnishing expenses	1,724,580.28	978,290.00
115	Subscription to trade and other associations.	0.00	0.00
117	Visa and entry permit charges	0.00	0.00
118	Tree plantation exp.-NTPC Land	6,414,254.15	5,001,566.00
119	Research & development expenses .	0.00	0.00
120	Less : Grants received for Research & develoment expenses.	0.00	0.00
121	Sub-total (Research & development expenses)	0.00	0.00
122	Bank charges	4,495.24	6,660.04
123	Business Development Expenditure	0.00	0.00
124	Surcharge (NVVN)	0.00	0.00
125	Power Trading Expenses	11,748,278.00	11,858,022.00
126	Brokerage & commission	2,824,350.00	1,589,589.00
130	Books and periodicals	182,024.00	102,487.00
131	Claims/advances written off	0.00	0.00
132	Stores written off	0.00	0.00
133	Survey &Investigation expenses written off	0.00	0.00
134	Others	10,750,262.71	7,061,114.06
135	**Total**	**34,449,981.57**	**27,697,450.36**
136		0.00	0.00
137		0.00	0.00
138		0.00	0.00

GADARWARA

NOTE NO. 47 TO THE FS--EXPENDITURE DURING CONSTRUCTION PERIOD (NET) **(Amount in ₹)**

	For the Year ended	31.03.2024	31.03.2023
001	**EXPENDITURE DURING CONSTRUCTION PERIOD (NET)**	**0.00**	**0.00**
002	A. Employee benefits expense	0.00	0.00
003	Salaries and wages	27,457,493.87	29,325,284.64
004	Contribution to provident and other funds	0.00	0.00
005	Unwinding of deffered payroll expenses	0.00	0.00
006	Staff welfare expenses	0.00	0.00
007	**Total (A)**	**27,457,493.87**	**29,325,284.64**
008	**B. Finance Costs**	**0.00**	**0.00**
009	Finance charges on financial liabilities measured at amortised cost	0.00	0.00
010	Bonds	111,641,930.16	119,799,412.50
011	Foreign currency term loans	9,499,601.46	6,478,670.64
012	Rupee term loans	185,915,240.55	175,397,510.68
013	Foreign currency bonds/notes	54,186,593.37	54,020,431.87
014	Unwinding of discount on account of vendor liabilities	0.00	0.00
015	Others	0.00	0.00
016		0.00	0.00
017	Other Borrowings Costs	0.00	0.00
018	Guarantee Commission	0.00	0.00
019	Management Fees/Arrangers Fees	0.00	0.00
020	Commitment charges/Exposure Premium	0.00	12,089.71
021	Legal Expenses on foreign currency loans	0.00	0.00
022	Foreign currency bonds/notes expenses	0.00	0.00
023	Foreign Credit Insurance Premium	0.00	0.00
024	Upfront Fee	0.00	0.00
025	Exchange Differences	0.00	0.00
026	Others	141,143.83	128,083.24
027	Exchange differences regarded as adjustment to interest cost	9,237,978.48	24,186,586.46
028	**Total (B)**	**370,622,487.85**	**380,022,785.10**
029		0.00	0.00
030	C. Depreciation and amortisation	0.00	0.00
031	**D. Generation , administration and other expenses**	**0.00**	**0.00**
032	Power charges	0.00	46,739,452.00
033	Less: Recovered from contractors & employees	0.00	0.00
034	**Sub-total(Net power charges)**	**0.00**	**46,739,452.00**
035	Water charges	0.00	0.00
036	Rent	0.00	0.00
037	Repairs & maintenance	0.00	0.00
038	Buildings	0.00	628,746.00
039	Construction equipment	0.00	0.00
040	Others	0.00	-628,746.00
041		0.00	0.00
042	Insurance	0.00	0.00

NOTE NO. 47 TO THE FS--EXPENDITURE DURING CONSTRUCTION PERIOD (NET) **(Amount in ₹)**

	For the Year ended	31.03.2024	31.03.2023
043	Rates and taxes	0.00	0.00
044	Communication expenses	0.00	0.00
045	Travelling expenses	0.00	0.00
046	Tender expenses	0.00	0.00
047	Less: Income from sale of tenders	0.00	0.00
048	**Sub-total (Net tender expenses)**	**0.00**	**0.00**
049	Advertisement and publicity	0.00	0.00
050	Security expenses	0.00	0.00
051	Entertainment expenses	0.00	0.00
052	Guest house expenses	0.00	0.00
053	Less: Receipt from guest house	0.00	0.00
054	**Sub-total (Net Guest House Expenses)**	**0.00**	**0.00**
055	Education expenses	0.00	0.00
056	Brokerage & Commission	0.00	0.00
057	Books and periodicals	0.00	0.00
058	Community development expenses	0.00	0.00
059	Professional charges and consultancy fee	0.00	0.00
060	Legal expenses	0.00	0.00
061	EDP Hire and other charges	0.00	0.00
062	Printing and stationery	0.00	0.00
063	Miscellaneous expenses	7,874,322.09	803,425.00
064	**Total (D)**	**7,874,322.09**	**47,542,877.00**
065	**Total (A+B+C+D)**	**405,954,303.81**	**456,890,946.74**
066	**E. Less: Other Income**	**0.00**	**0.00**
067	Interest from	0.00	0.00
068	Indian banks	0.00	0.00
069	Foreign banks	0.00	0.00
070	Others	0.00	0.00
071	Contractors	0.00	0.00
072	Hire charges	0.00	0.00
073	Sale of scrap	0.00	0.00
074	Exchange Differences	0.00	0.00
075	Miscellaneous income	0.00	0.00
076	**TOTAL (E)**	**0.00**	**0.00**
077	F. Net actuarial gain/loss OCI	0.00	0.00
078		0.00	0.00
079	**GRAND TOTAL (A+B+C+D-E+F)**	**405,954,303.81**	**456,890,946.74**
080		0.00	0.00
081	*** Balance carried to Capital Work-in-progress - (Note 3)**	**405,954,303.81**	**456,890,946.74**

GADARWARA

NOTE NO. 47A TO THE FS--EDC- COAL MINING **(Amount in ₹)**

	For the Year ended	31.03.2024	31.03.2023
001	**EDC- Coal Mining**	**0.00**	**0.00**
002	A. Employee benefits expense	0.00	0.00
003	Salaries and wages	0.00	0.00
004	Contribution to provident and other funds	0.00	0.00
005	Unwinding of deffered payroll expenses	0.00	0.00
006	Staff welfare expenses	0.00	0.00
007	**Total (A)**	**0.00**	**0.00**
008	**B. Finance Costs**	**0.00**	**0.00**
009	Finance charges on financial liabilities measured at amortised cost	0.00	0.00
010	Bonds	0.00	0.00
011	Foreign currency term loans	0.00	0.00
012	Rupee term loans	0.00	0.00
013	Foreign currency bonds/notes	0.00	0.00
014	Unwinding of discount on account of vendor liabilities	0.00	0.00
015	Others	0.00	0.00
016		0.00	0.00
017	Other Borrowings Costs	0.00	0.00
018	Guarantee Commission	0.00	0.00
019	Management Fees/Arrangers Fees	0.00	0.00
020	Commitment charges/Exposure Premium	0.00	0.00
021	Legal Expenses on foreign currency loans	0.00	0.00
022	Foreign currency bonds/notes expenses	0.00	0.00
023	Foreign Credit Insurance Premium	0.00	0.00
024	Upfront Fee	0.00	0.00
025	Exchange Differences	0.00	0.00
026	Others	0.00	0.00
027	Exchange differences regarded as adjustment to interest cost	0.00	0.00
028	**Total (B)**	**0.00**	**0.00**
029		0.00	0.00
030	C. Depreciation and amortisation	0.00	0.00
031	**D. Generation , administration and other expenses**	**0.00**	**0.00**
032	Power charges	0.00	0.00
033	Less: Recovered from contractors & employees	0.00	0.00
034	**Sub-total(Net power charges)**	**0.00**	**0.00**
035	Water charges	0.00	0.00
036	Rent	0.00	0.00
037	Repairs & maintenance	0.00	0.00
038	Buildings	0.00	0.00
039	Construction equipment	0.00	0.00
040	Others	0.00	0.00
041	Cost of Captive Coal	0.00	0.00
042	Insurance	0.00	0.00
043	Rates and taxes	0.00	0.00

NOTE NO. 47A TO THE FS--EDC- COAL MINING **(Amount in ₹)**

	For the Year ended	31.03.2024	31.03.2023
044	Communication expenses	0.00	0.00
045	Travelling expenses	0.00	0.00
046	Tender expenses	0.00	0.00
047	Less: Income from sale of tenders	0.00	0.00
048	**Sub-total (Net tender expenses)**	**0.00**	**0.00**
049	Advertisement and publicity	0.00	0.00
050	Security expenses	0.00	0.00
051	Entertainment expenses	0.00	0.00
052	Guest house expenses	0.00	0.00
053	Less: Receipt from guest house	0.00	0.00
054	**Sub-total (Net Guest House Expenses)**	**0.00**	**0.00**
055	Education expenses	0.00	0.00
056	Brokerage & Commission	0.00	0.00
057	Books and periodicals	0.00	0.00
058	Community development expenses	0.00	0.00
059	Professional charges and consultancy fee	0.00	0.00
060	Legal expenses	0.00	0.00
061	EDP Hire and other charges	0.00	0.00
062	Printing and stationery	0.00	0.00
063	Miscellaneous expenses	0.00	0.00
064	**Total (D)**	**0.00**	**0.00**
065	**Total (A+B+C+D)**	**0.00**	**0.00**
066	**E. Less: Other Income**	**0.00**	**0.00**
067	Interest from	0.00	0.00
068	Indian banks	0.00	0.00
069	Foreign banks	0.00	0.00
070	Others	0.00	0.00
071	Contractors	0.00	0.00
072	Hire charges	0.00	0.00
073	Sale of scrap	0.00	0.00
074	Exchange Differences	0.00	0.00
075	Miscellaneous income	0.00	0.00
076	**TOTAL (E)**	**0.00**	**0.00**
077	F. Net actuarial gain/loss OCI	0.00	0.00
078		0.00	0.00
079	**GRAND TOTAL (A+B+C+D-E+F)**	**0.00**	**0.00**
080		0.00	0.00
081	*** Balance carried to Capital Work-in-progress - (Note 3)**	**0.00**	**0.00**

NOTE NO. 48A TO THE FINANCIAL STATEMENTS **(Amount in ₹)**

	As at	31.03.2024	31.03.2023
001	Balance sheet	0.00	0.00
002	Freehold land for which conveyancing of the title is awaiting completion of legal formalities	0.00	0.00
003	(a) area (in acres)	0.00	0.00
004	(b) value (in rs)	0.00	0.00
005	Right-of-use land for which execution of lease deed is awaiting completion of legal formalities	0.00	0.00
006	(a) area (in acres)	0.00	0.00
007	(b) value (in rs)	0.00	0.00
008	Right-of-use land acquired on perpetual lease and accordingly not amortised	0.00	0.00
009	(a) area (in acres)	0.00	0.00
010	(b) value (in rs.)	0.00	0.00
011	Land in physical possesession of the company which has not been shown in the books pending settlement of price (in acres)	0.00	0.00
012	Deposit with government authorities towards land in possession of the company included in cost of land which is subject to adjus	10,000,000.00	10,000,000.00
013	**Land not in possession of the company**	**0.00**	**0.00**
014	(a) area (in acres)	0.00	0.00
015	-Freehold	0.00	0.00
016	-Right of Use	0.00	0.00
017	(b) value (in rs)	0.00	0.00
018	-Freehold	0.00	0.00
019	-Right of Use	0.00	0.00
020	Right-of-use buildings pending completion of legal fomalities - value (in rs.)	0.00	0.00
021	Estimated amount of contracts remaining to be executed on capital account and not provided for	0.00	0.00
022	Property, plant & equipment	4,645,616,500.52	4,198,751,030.29
023	Intangible assets	0.00	0.00
024	Details of precommissioning expenditure	0.00	0.00
025	(a) precommissioning expenses	0.00	0.00
026	(b) precommissioning income	0.00	0.00
027	(c) net precommissioning expenditure	0.00	0.00
028		0.00	0.00
029		0.00	0.00
030		0.00	0.00
031	Exchange rate variation taken to revenue during the year (with -ve sign, if favourable)	465,112.73	0.00
045	Exchange rate variation capitalised during the year (with -ve sign, if favourable)	177,140,242.07	807,951,466.95
064	Short Term Leases	0.00	0.00
065	A) Rent	0.00	0.00
066	Company lease accomodation - executives	0.00	0.00
067	Company lease accomodation - directors	0.00	0.00
068	Others	1,742,177.00	1,188,331.00

NOTE NO. 48A TO THE FINANCIAL STATEMENTS **(Amount in ₹)**

	As at	31.03.2024	31.03.2023
069	**Total**	**1,742,177.00**	**1,188,331.00**
101	Borrowing cost capitalised during the year	370,622,487.85	380,022,785.10
102	Revenue grants recognized during the year	0.00	0.00
103	Revenue expenditure on research and development	76,993,931.52	40,337,993.55
104	Capital expenditure on research and development.	0.00	0.00
105	Expenditure on sustainibility development - capital	0.00	0.00
106	Expenditure on csr- capital	0.00	0.00
107	Opening balance - CSR Liability	0.00	717,000.00
108	Paid/Adjusted during the Year out of Opening above	0.00	0.00
109	Amount yet to be paid against Cr Year CSR Exp	0.00	752,850.00
110	Closing Balance CSR- Liability (110)	0.00	1,469,850.00
111		0.00	0.00
112		0.00	0.00
113	**Disclosure under msmed act 2006.**	**0.00**	**0.00**
114	Long-term	0.00	0.00
115	Short-term	-192,591,984.74	-39,422,834.16
116	**(i) (a) the principal amount remaining unpaid as at year end**	**-192,591,984.74**	**-39,422,834.16**
117	(i) (b) interest due there on remaining unpaid as at Year end	0.00	0.00
118	(ii) the amount of interest paid by the buyer in terms of section 16, along with the amounts of the payment made to the supplier	0.00	0.00
119	(iii) the amount of interest due and payable for the period of delay in making payment(which has been paid but beyond the appoin	0.00	0.00
120	(iv) the amount of interest accrued and remaining unpaid at the end of the year; and	0.00	0.00
121	(v) the amount of further interest remaining due and payable even in the succeeding years, until such date when the interest due	0.00	0.00
122	Amount of inventories recognized as an expense (including fuel)	35,697,407,480.43	39,390,873,447.47
123	Amount of inventories capitalised as overhauling assets out of 122 above	0.00	833,086.00
124	Amount capitalised as edc out of 122 above	0.00	0.00
133	Value of Imported Material Consumed during the Year	0.00	0.00
134		0.00	0.00
135	Contingent liabilities	0.00	0.00
136	A. Claims against the company not acknowledged as debts in respect of :	0.00	0.00
137	(i)Capital works	1,196,703,949.36	2,802,768,355.70
138	(ii)Land compensation cases	20,546,000.00	18,796,000.00
139	(iii)Others by state authorities towards:-	0.00	0.00
140	(a) Water royalty / water charges / nala tax	0.00	0.00
141	(b) Diversion of land / building permission fees	0.00	0.00

NOTE NO. 48A TO THE FINANCIAL STATEMENTS **(Amount in ₹)**

	As at	31.03.2024	31.03.2023
142	(c) Other demands by state authorities	0.00	0.00
143	(iv) Others by fuel companies	0.00	0.00
144	(a) Disputes related to grade slippage-third party sampling	37,258,942.81	22,504,000.00
145	(b) Surface transportation charges on coal	0.00	0.00
146	(c) Take or pay claim - Gas stations	0.00	0.00
147	(d) Other claims by fuel companies not acknowledged as debt	0.00	0.00
149	B.Disputed tax demands	0.00	0.00
150	(i) Income tax	0.00	0.00
151	(ii) Excise duty	0.00	0.00
152	(iii) Sales tax	0.00	242,000.00
153	(iv) Service tax/GST	0.00	25,227,387.30
154	(v) Entry tax	0.00	2,840,455.00
155	C. Others	48,236,319.00	36,236,319.00
156	**Total**	**1,302,745,211.17**	**2,908,614,517.00**
157	D. Possible reimbursement on account of contingent liabilities	0.00	0.00
158	(i) Capital works	0.00	0.00
159	(ii)Land compensation cases	0.00	0.00
160	(iii)Others (by state authorities)	0.00	0.00
161		0.00	0.00
162	(iv) Others by fuel companies	37,258,942.81	0.00
163	(v) Disputed income tax demand	0.00	0.00
164	(vi) Disputed tax demands -others	0.00	0.00
165	(vii) Others	0.00	0.00
167	**Total**	**37,258,942.81**	**0.00**
168	E.AMOUNT PAID UNDER PROTEST/ADJUSTED BY AUTHORITIES - TAX CASES	0.00	1,452,547.00
169	F.CONTINGENT ASSETS	12,218,438.95	0.00
170	Intangible under development : less than 1 year	0.00	0.00
171	Intangible under development #: 1-2 year	0.00	0.00
227	Intangible under development #: 2-3 year	0.00	0.00
277	Intangible under development #: More than 3 years	0.00	0.00
278	**Capital-Work-in Progress (CWIP)**	**0.00**	**0.00**
279	Projects in progress	9,569,629,686.57	8,627,097,980.16
280	Projects temporarily suspended	0.00	0.00
281		0.00	0.00
282		0.00	0.00
283	**Projects in progress**	**0.00**	**0.00**
284	Less than 1 year	1,261,561,301.99	1,045,804,224.95
285	1-2 years	2,428,729,970.60	2,472,450,790.77
286	2-3 years	852,503,388.68	3,301,946,128.78
287	More than 3 years	5,025,356,334.30	1,806,896,835.66
288	**Sub Total (I)**	**9,568,150,995.57**	**8,627,097,980.16**
289		0.00	0.00

NOTE NO. 48A TO THE FINANCIAL STATEMENTS **(Amount in ₹)**

	As at	31.03.2024	31.03.2023
290	**Projects temporarily suspended**	**0.00**	**0.00**
291	Less than 1 year	0.00	0.00
292	1-2 years	0.00	0.00
293	2-3 years	0.00	0.00
294	More than 3 years	0.00	0.00
295	**Sub Total (II)**	**0.00**	**0.00**
296		0.00	0.00
380	Previous year figures have been regrouped/rearranged wherever necessary.	0.00	0.00