

FOR REVISION OF TARIFF AFTER TRUING UP EXERCISE

FOR

Unchahar Stage-IV

(From 01.04.2019 to 31.03.2024)

BEFORE THE HON'BLE CENTRAL ELECTRICITY REGULATORY COMMISSION NEW DELHI

Petition No.....

For True-up in Petition No 3/GT/2021

IN THE MATTER OF : Petition Under Section 62 and 79 (1) (a) of the Electricity Act, 2003 read with Chapter-III of the Central Electricity Regulatory Commission (Conduct of Business) Regulations, 2023 and Chapter-3, Regulation-13 of Central Electricity Regulatory Commission (Terms and Conditions of Tariff) Regulations, 2019 for revision of tariff of **Feroze Gandhi Unchahar Thermal Power Station Stage IV (FGUTPS-IV)** (500 MW) for the period from 01.04.2019 to 31.03.2024 after the truing up exercise

INDEX

Sl. No.	Description	Page No.
1.	Summary of Issues	1-2
2.	Petition for Revision of Tariff of FGUTPS-IV for the period from. 01.04.2019 to 31.03.2024	3-11
3.	Affidavit	12-13
4.	Appendix-I (Tariff Forms)	14-204
5.	Appendix-IA(Supplementary Tariff Forms)	205-262
6.	Annexure-A1	263-303
7.	Annexure-A2	304-339
8.	Annexure-A3	340-342
9.	Annexure-B1	343-350
10.	Annexure-B2	351-352
11.	Annexure-C1	353-355
12.	Annexure-C2	356-358

परमल पीयूष/PARMAL PIYUSH
अपर महाप्रबंधक (वाणिज्यिक)
Addl. General Manager (Commercial)
एन टी पी सी लिमिटेड/NTPC LIMITED
EOC, A-8A, Sector-24, Noida-201301 (U.P.)

13.	Annexure-D(Non Tariff Income)	359- 363
14.	Annexure-E(Form 15)	364-381
15.	Annexure-F(Balance Sheet)	382 -833

परिमल पीयूष/PARIMAL PIYUSH
अपर महाप्रबंधक (वित्त)/Addl. General Manager (Co. Secretariat)
एन. टी. पी. सी. लिमिटेड/NTPC LIMITED
EOC, A-8A, Sector-24, Noida-201301 (U.P.)

Summary of Issues: Feroze Gandhi Unchahar Thermal Power Station Stage IV (FGUTPS-IV) (500 MW)

(In compliance with CERC notice dated 07.06.2024)

The major highlights of the **FGUTPS-IV** (500 MW) Truing up petition are as follows:-
The present petition is being filed under Section 62 and 79 (1) (a) of the Electricity Act, 2003 read with Chapter-III of the Central Electricity Regulatory Commission (Conduct of Business) Regulations, 2023 and Chapter-3, Regulation-13 of Central Electricity Regulatory Commission (Terms and Conditions of Tariff) Regulations, 2019 for revision of Feroze Gandhi Unchahar Thermal Power Station Stage IV (500 MW) for the period from 01.04.2019 to 31.03.2024 after the truing up exercise based on actual expenditures as on 31.03.2024.

FGUTPS-IV is located in the State of Uttar Pradesh (UP).and comprises of one unit of 500 MW. The COD of station is 30.09.2017 . The power generated from FGUTPS-IV is being supplied to various discoms as per MoP allocation and respective PPAs including Uttar Pradesh Power Corp. Ltd. (UPPCL), Rajasthan Urja Vika Nigam Limited (RUVNL), Haryana Power Purchase Centre (HPPC), Power Development Department (J&K), Electricity Department (Chandigarh) and Uttarakhand Power Corporation Ltd. (UPCL).

The tariff for FGUTPS-IV for the period from 01.04.2019 to 31.3.2024 was determined by the Hon'ble Commission vide order dated 15.04.2022 in Petition No. 3/GT/2021 . The capital cost allowed for tariff determination included the projected additional capital expenditure admitted by the Hon'ble Commission after prudence check. It is also submitted that Hon'ble commission has further revised the capital cost and Annual fixed charges by implementing APTEL order regarding COD delay condonation in the instant station by order dated 29.03.2023.

The tariff of FGUTPS-IV for the tariff period 2019-24 after the truing up exercise based on actual expenditures as on 31.03.2024 is annexed with the petition as per provisions of Regulation 13 of CERC Tariff Regulations 2019.

परिमल पीयूष/PARIMAL PIYUSH
अपर महाप्रबन्धक (वाणिज्यिक)
Addl. General Manager (Commercial)
एन टी पी सी लिमिटेड/NTPC LIMITED
EDC, A-8A, Sector-24, Noida-201301 (U.P.)

Further, the petitioner has submitted a supplementary tariff petition (388/GT/2023) for the determination of tariff concerning the implementation of the FGD system. Additionally, Hon'ble Commission, in its Record of Proceedings dated 11.07.2024 in Petition No. 388/GT/2023, directed the petitioner to provide the actual expenditure incurred on ODe from the date of commissioning up to 31.03.2024. In compliance with this directive, the petitioner has amended the petition through an affidavit dated 03.09.2024 to incorporate the actual capitalization. Accordingly, the petitioner requests that the amended Petition No. 388/GT/2023 be treated as a true-up petition for the Emission Control System, as per CERC regulations.

The actual Additional Capital Expenditure on cash basis for the FY 2019-20, 2020-21, 2021-22, 2022-23 and 2023-24 are Rs 127.22 Cr, Rs 40.64 Cr, Rs 80.89 cr, Rs 84.73 Cr and Rs 227.15 Cr respectively amounting to total of Rs 560.68 crores during the 2019-24 period. The same has been depicted year wise in Form 9A of the Appendix-I along with applicable regulations and justification for the claims. It is humbly requested to approve the actual Additional Capital expenditure during the period of 2019-24.

The Hon'ble commission vide its order dated 28.10.2022 in petition no 205/MP/2021 has already allowed the Ash transportation expenses for FY 2019-20, 2020-21, and 2021-22. Ash transportation expenses for FY 2022-23 and FY 2023-24 is being claimed along with auditor certificates and required documents as per CERC order dated 28.10.2022. It is humbly submitted to allow the Petitioner to recover the additional O&M cost for ash transportation for the FY 2022-23 and FY 2023-24 as per actual. The ash transportation expenses claim has been depicted in Form 3A of Appendix-I.

Hon'ble Commission may please allow the claims of water charges, capital spares and security expenses for the instant station as per actual, as claimed by the Petitioner in Form 3A of Appendix-I as per direction of Hon'ble commission in order dated 15.04.2022 in Petition No. 3/GT/2021.

In the light of above submission and as per the Petition being filed by the Petitioner for revision of tariff of Feroze Gandhi Unchahar Thermal Power Station Stage IV (FGUTPS-IV) (500 MW),the Hon'ble Commission may please approve revised tariff for the tariff period 2019-24 as per provision of Regulation 13 of Tariff Regulations 2019.

परिमल पीयूष/PARIMAL PIYUSH
अपर महाप्रबन्धक (वाणिज्यिक)
Addl. General Manager (Commercial)
एन टी पी सी लिमिटेड/NTPC LIMITED
EOC, A-8A, Sector-24, Noida-201301 (U.P.)

BEFORE THE CENTRAL ELECTRICITY REGULATORY COMMISSION
NEW DELHI

Petition No.....

For True-up in Petition No 3/GT/2021

IN THE MATTER OF	:	Petition Under Section 62 and 79 (1) (a) of the Electricity Act, 2003 read with Chapter-III of the Central Electricity Regulatory Commission (Conduct of Business) Regulations, 2023 and Chapter-3, Regulation-13 of Central Electricity Regulatory Commission (Terms and Conditions of Tariff) Regulations, 2019 for revision of tariff of **Feroze Gandhi Unchahar Thermal Power Station Stage IV (FGUTPS-IV)** (500 MW) for the period from 01.04.2019 to 31.03.2024 after the truing up exercise
Petitioner:	:	NTPC Ltd. NTPC Bhawan Core-7, Scope Complex 7, Institutional Area, Lodhi Road New Delhi-110 003
Respondents	1.	Uttar Pradesh Power Corp. Ltd. (UPPCL) Shakti Bhawan 14, Ashok Marg, Lucknow – 226 001.
	2.	Rajasthan Urja Vika Nigam Limited (RUVNL) (on behalf of DISCOMs of Rajasthan), Vidyut Bhawan, Janpath, Jaipur 302 005
	3.	Haryana Power Purchase Centre (HPPC) Shakti Bhawan, Sector – VI, Panchkula, Haryana – 134 109
	4.	Power Development Department (J&K) Govt. of J&K, Secretariat Srinagar
	5.	Electricity Department (Chandigarh) Union Territory of Chandigarh Addl. Office Building Sector-9 D, Chandigarh

परिमल पीयूष/PARIMAL PIYUSH
अपर महाप्रबन्धक (कॉर्पोरेशन)
Addl. General Manager (Corporate)
एन टी पी सी लिमिटेड/NTPC LIMITED
EOC, A-8A, Sector-24, Noida-201301 (U.P.)

6. Uttarakhand Power Corporation Ltd. (UPCL)
Urja Bhawan, Kanwali Road
Dehradun – 248 001
Uttarakhand.

The Petitioner humbly states that:

1) The Petitioner herein NTPC Ltd. (hereinafter referred to as 'Petitioner' or 'NTPC), is a Government of India Company within the meaning of the Companies Act, 1956. Further, it is a 'Generating Company' as defined under Section 2(28) of the Electricity Act, 2003.

2) The Petitioner is having power stations/ projects at different regions and places in the country. Feroze Gandhi Unchahar Thermal Power Station, Stage-IV (500 MW) (hereinafter referred to as FGUTPS-IV) is one such station located in the State of Uttar Pradesh (UP).

3) The power generated from FGUTPS-IV is being supplied to the respondents herein mentioned above.

4) Section 62 of Electricity Act, 2003 provides for determination of tariff by the Appropriate Commission for supply of electricity by a generating company. The Hon'ble Commission, under Section 79(1)(a) of Electricity Act, 2003, is vested with the jurisdiction to regulate the tariff of the Generating Companies owned or controlled by the Central Government.

5) The Hon'ble Commission has notified the Central Electricity Regulatory Commission (Terms & Conditions of Tariff) Regulations, 2019 (hereinafter 'Tariff Regulations 2019) which came into force from 1.4.2019 and specify the terms & conditions and methodology of tariff determination for the period from 01.04.2019 to 31.03.2024 under Section 62 & 79 of the Electricity Act, 2003.

6) Regulation 9(2) & 9(3) of CERC (Terms & Conditions of Tariff) Regulations 2019 provides as under:

परिमल पीयूष/PARIMAL PIYUSH
अपर महाप्रबन्धक (वाणिज्यिक)
Addl. General Manager (Commercial)
एन टी पी सी लिमिटेड/NTPC LIMITED
EOC, A-8A, Sector-24, Noida-201301 (U.P.)

*"9. **Application for determination of tariff:***

.....

"(2) In case of an existing generating station or unit thereof, or transmission system or element thereof, the application shall be made by the generating company or the transmission licensee, as the case may be, by 31.10.2019, based on admitted capital cost including additional capital expenditure already admitted and incurred up to 31.3.2019 (either based on actual or projected additional capital expenditure) and estimated additional capital expenditure for the respective years of the tariff period 2019-24 along with the true up petition for the period 2014-19 in accordance with the CERC (Terms and Conditions of Tariff) Regulations, 2014.

(3) In case of emission control system required to be installed in existing generating station or unit thereof to meet the revised emission standards, an application shall be made for determination of supplementary tariff (capacity charges or energy charge or both) based on the actual capital expenditure duly certified by the Auditor.""

7) In accordance with the above, Petition No. 3/GT/2021 for determination of tariff for FGUTPS-IV was filed before the Hon'ble Commission based on the admitted cost as on 31.03.2019 and projected estimated additional capital expenditure for the period 01.04.2019 to 31.03.2024.

8) Further, Petition No 388/GT/2023 for determination of supplementary tariff on ODe of Emission Control System implemented in the instant station has been filed vide affidavit dated 13.03.2023 , on the basis of actual capital expenditure incurred on ODe and the projected add-cap from ODe to 31.03.2024.

9) Further, Hon'ble commission vide ROP Dated 11.07.2024 in Petition No 388/GT/2023 for determination of supplementary tariff had directed the petitioner to provide actual expenditure incurred on ODe from the date of commissioning to 31.03.2024. In compliance with this directive, the petitioner has amended the petition through an affidavit dated 03.09.2024 to reflect the actual capitalization. Having incorporated the actual capital expenditure as directed by the Commission, the petitioner requests that the amended Petition in 388/GT/2023 be considered as a true-up petition for the Emission Control System, in accordance with CERC regulations. Further, it is submitted that the supplementary tariff form submitted vide affidavit dated 03.09.2024 has been enclosed as part of **Appendix-IA** along with this petition.

परिमल पीयूष/PARIMAL PIYUSH
अपर महाप्रबंधक (वाणिज्यिक)
Add. General Manager (Commercial)
एन टी पी सी लिमिटेड/NTPC LIMITED
EOC, A-8A, Sector-24, Noida-201301 (U.P.)

10) The tariff for FGUTPS-IV for the period from 01.04.2019 to 31.3.2024 was determined by the Hon'ble Commission vide order dated 15.04.2022 in Petition No. 3/GT/2021. The capital cost allowed for tariff determination included the projected additional capital expenditure admitted by the Hon'ble Commission after prudence check. It is also submitted that Hon'ble commission has revised the capital cost and Annual fixed charges by implementing APTEL order regarding COD delay condonation of the instant petition by order dated 29.03.2023.

11) Further, Chapter-3, Regulation 13 of the Tariff Regulations 2019 provides as under:

*"**(13) Truing up of tariff for the period 2019-24**:*
(1) The Commission shall carry out truing up exercise for the period 2019-24 along with the tariff petition filed for the next tariff period, for the following:
a) the capital expenditure including additional capital expenditure incurred up to 31.3.2024, as admitted by the Commission after prudence check at the time of truing up:
b) the capital expenditure including additional capital expenditure incurred up to 31.3.2024, on account of Force Majeure and Change in Law.
(2) The generating company or the transmission licensee, as the case may be, shall make an application, as per Annexure-I to these regulations, for carrying out truing up exercise in respect of the generating station or a unit thereof or the transmission system or an element thereof by 30.11.2024.
....."

12) In line with the provisions of quoted above, the Petitioner is filing this petition for truing up the additional capital expenditure for the control period 2019-24, based on admitted capital cost as on 01.04.2019 and actual capital expenditure incurred during the tariff period from 01.04.2019 to 31.03.2024.

13) The year wise actual capital expenditure has been indicated and enclosed as part of **Appendix-I** herewith. In addition to the actual additional capital expenditure as above, discharge of liabilities during the period from 01.04.2019 to 31.03.2024 (year wise) out of the liabilities excluded from capital cost for the works already allowed/ claimed have also been indicated.

14) As per para 9 of CERC order dated 31.03.2023 in petition no. 487/GT/2020 the capital cost as on 31.3.2024 is Rs 290,142.51 Lakh, as shown in Form-5. Further, the Petitioner has claimed additional capitalization under the

परिमल पीयूष/PARIMAL PIYUSH
अपर महाप्रबन्धक (वाणिज्यिक)
Addl. General Manager (Commercial)
एन टी पी सी लिमिटेड/NTPC LIMITED
EOC, A-8A, Sector-24, Noida-201301 (U.P.)

regulatory provisions of CERC Tariff Regulations-2019 for truing up of tariff. The difference in additional capitalization amounting to Rs 20366.37 Lakh wrt earlier add-cap has been adjusted to arrive at the capital cost as on 31.3.2024, as shown in Form-5A. Hon'ble Commission may be pleased to take the same into consideration while approving the tariff of the instant station.

15) Further, in accordance with the provisions of the Regulation-31 of Tariff Regulations 2019, for the purpose of computation of the Return on Equity, the base rate has been grossed up with the effective tax rate (MAT) applicable to NTPC at the end of respective financial years for the period 2019-24. The same is indicated in the Form-3 attached at Appendix-I.

16) Further, in accordance with the provisions of the Regulation-34 of Tariff Regulations 2019, for the purpose of computation of the Interest on Working Capital, the landed fuel cost (taking into account normative transit and handling losses) and gross calorific value of the fuel as per actual weighted average for the third -quarter of FY 2018-19, FY 2019-20, FY 2020-21, FY 2021-22 & FY 2022-23 is considered. Also, the rate of interest on working capital is considered at bank rate as on 1st April of each of the financial year during the tariff period of 2019-24. The same is indicated in the Form-Q attached at Appendix-I.

17) It is submitted that some of the loans allocated to this station have been refinanced by taking new loans with lower rate of interest. As per Regulation 61 (1) of Tariff Regulations 2019, the benefits of refinancing of loans has to be shared with the beneficiaries in the ratio of 50:50 (Beneficiaries: Generator). The same has been applied by adjusting the rate of interest of new loans while computing weighted average rate of interest. The adjustment in rate of interest for new loans has been done as illustrated below:

Rate of interest of existing loan: 8.000% (say)

Rate of interest of new loan for refinancing of existing loan: 6.000% (say)

Rate of interest of new loan considered for computing weighted average rate of interest: 7.000%

परिमल पीयूष/PARIMAL PIYUSH
अपर महाप्रबन्धक (वाणिज्यिक)
Addl. General Manager (Commercial)
एन टी पी सी लिमिटेड/NTPC LIMITED
EOC, A-8A, Sector-24, Noida-201301 (U.P.)

18) Hon'ble Commission vide tariff order dated 15.04.2022 in tariff petition 3/GT/2021 of the stations at Para 41-45 has allowed the truing up of water charges, which has been allowed by the Hon'ble Commission in the instant order based on allowed water Charge for period 2018-19 in 364/GT/2020. Accordingly, the details for water charges comprising the contracted quantity, allocation of water, the actual water consumed during 2019-24 and computation of water charges are being submitted in the instant petition.

19) It is submitted that Hon'ble Commission at para 49 in its order dated 15.04.2022 in tariff petition 3/GT/2021 has allowed the consideration of the claim on merits towards capital spares consumption at the time of truing up. Accordingly, the same has been claimed in Form-3A of the attached Appendix-I. The details of the year wise capital spares consumed have been provided in Form-17 of the attached Appendix-I. It is prayed before Hon'ble Commission to consider the same and allow the expenditure on capital spares consumption as claimed under Regulation 35(1)(6) of the 2019 Tariff Regulations.

20) It is further submitted that in petition no. 3/GT/2021 for the instant station, the claim against security expenses had been claimed by the petitioner on estimated basis and the same has been considered by Hon'ble Commission subject to truing up in its order dated 15.04.2022 in petition no. 3/GT/2021 . The details of actual security expenses has been provided in Form-3A of the attached Appendix-I .It is prayed before Hon'ble Commission to consider the same and allow the expenditure on security expenses as claimed under Regulation 35(1)(6) of the 2019 Tariff Regulations.

21) **Ash Transportation expenses**

It is submitted that Hon'ble Commission vide its order dated 28.10.2022 in Petition No. 205/MP/2021 has allowed the monthly billing for ash transportation charges for 2019-24 period as below:

परिमल पीयूष/PARIMAL PIYUSH
अपर महाप्रबन्धक (वाणिज्यिक)
Addl. General Manager (Commercial)
एन टी पी सी लिमिटेड/NTPC LIMITED
EOC, A-8A, Sector-24, Noida-201301 (U.P.)

39. Petitioner has furnished the details of the distance to which fly ash has been transported from the generating station, schedule rates applicable for transportation of fly ash, as notified by the State Governments along with details, including Auditor certified accounts. These documents have been examined and accordingly, the total fly ash transportation expenditure allowed to the Petitioner generating station wise for the period 2019-22 is as per the table in para 38 above totalling to Rs.309704.03 lakh and the same shall be recovered from the beneficiaries of the respective generating stations in 6 (six) equal monthly installments. However, the Petitioner is directed to submit details regarding award of transportation contracts, distance to which fly ash has been transported along with duly reconciled statements of expenditure incurred on ash transportation at the time of filing petitions for truing up of tariff for the 2019-24 tariff period of the generating stations.

Monthly billing

.....

43. In the light of the above discussion and keeping in view that the Petitioner is entitled for recovery of fly ash transportation charges, under change in law, as additional O&M expenses, we permit the provisional billing at 90% of the fly ash transportation charges incurred by the Petitioner, in respect of its generating stations, for the balance period (i.e. 2022-24), on a monthly basis, based on self -certification, and the beneficiaries shall pay the same accordingly. This is, however, subject to prudence check of the claims, at the time of truing-up of tariff for the period 2019-24, in respect of the generating stations of the Petitioner, in terms of Regulation 13 of the 2019 Tariff Regulations.

44. We direct that the fly ash transportation cost incurred by the Petitioner, shall be recovered, in proportion to the coal consumed corresponding to the scheduled generation at normative parameters in accordance with the 2019 Tariff Regulations or at actuals, whichever is lower, for the supply of electricity to the respective Discoms. If the actual generation is less than the scheduled generation, the coal consumed for actual generation shall be considered for the purpose of computation of transportation of fly ash. The Petitioners are directed to furnish along with its monthly regular and/or supplementary bill(s), computations duly certified by the auditor, to the Respondent Discoms. The Petitioners and the Respondent Discoms are also directed to carry out reconciliation in respect of the claims, annually and the same is subject to truing-up, in terms of Regulation 13 of the 2019 Tariff Regulations."

.....

.....

Carrying Cost

47. In line with the above decision and since the Petitioner has been permitted to recover the fly ash transportation cost as 'additional O&M expenses', for the period 2019-24, in exercise of the regulatory powers under Section 79(1)(a) of the Act, we permit the recovery of these charges, along with carrying cost, at the rate of interest as specified, in terms of Regulation 10 (7) of the 2019 Tariff Regulations.".

परिमल पीयूष/PARIMAL PIYUSH
अपर महाप्रबंधक (वाणिज्यिक)
Addl. General Manager (Commercial)
एन टी पी सी लिमिटेड/NTPC LIMITED
EOC, A-8A, Sector-24, Noida-201301 (U.P.)

It is pertinent to mentioned here that in compliance to the various directives of the Hon'ble commission in petition no 205/MP/2021, petitioner has already submitted entire set of documents i.e. transportation contracts, price discovery mechanism, end user certificate etc and duly audited statement of ash transportation and ash fund for the FY 2019-20, 20-21 and 21-22. Based on the above said submissions of petitioner, the Hon'ble Commission has already decided the Ash Transportation expenditure for NTPC Stations including Unchahar-I for the said period which has achieved finality.

Further, in compliance to Hon'ble Commission directives vide order dated 28/10/2022 in petition no 205/MP/2021 (para 43), the petitioner continued monthly billing of ash transportation expenditure @90% of expenditure provisionally for the balance period 2022-24.

In view of the above directions passed by this Hon'ble Commission, the Petitioner is now submitting the actual transportation cost incurred for ash transportation for the period 2022-24 on actual basis in Form-3A along with the required documents. It is relevant to mention that Form-3A contains information of Ash Transportation for entire control period of 2019-24 for the sake of brevity/ simplicity. It is further submitted that the Petitioner has attached the auditor's certificate for Ash Transportation as Annexure-C1 and Annexure-C2 for FY 2022-23 & 2023-24 respectively. It is prayed that this Hon'ble Commission may be pleased to allow the same as prayed for.

22) The tariff calculation based on the above & other applicable provisions, in the formats provided in the **Appendix-I** of the Tariff Regulations 2019 are enclosed herewith.

23) The filing fee for the tariff determination has already been paid for the period from 2019-24 as per provisions of CERC (Payment of Fees), Regulation 2012. Accordingly, no fee is payable along with this petition for revision of tariff.

परिमल पीयूष/PARIMAL PIYUSH
अपर महाप्रबन्धक (वाणिज्यिक)
Addl. General Manager (Commercial)
एन टी पी सी लिमिटेड/NTPC LIMITED
EOC, A-8A, Sector-24, Noida-201301 (U.P.)

Prayer

In the light of above submissions and submissions made in respect of the directions of the Hon'ble Commission in its order dated 15.04.2022 the Petitioner, therefore, prays that the Hon'ble Commission may be pleased to:

i) Approve revised tariff of FGUTPS-IV for the tariff period 2019-24 as per provision of Regulation 13 of Tariff Regulations 2019.

ii) Approve supplementary tariff of FGUTPS-IV for the tariff period 2019-24(From ODe to 31.03.2024) as per provision of Regulation 13 of Tariff Regulations 2019.

iii) Allow the Petitioner to recover the additional O&M cost for ash transportation.

iv) Allow the reimbursement of water charges, capital spares and security expenses for the instant station, as claimed by the Petitioner.

v) Pass any other order as it may deem fit in the circumstances mentioned above.

(Petitioner)

Noida

Date 16-11-2024

परिमल पीयूष/PARIMAL PIYUSH
अपर महाप्रबन्धक (वाणिज्यिक)
Addl. General Manager (Commercial)
एन टी पी सी लिमिटेड/NTPC LIMITED
EOC, A-8A, Sector-24, Noida-201301 (U.P.)

BEFORE THE CENTRAL ELECTRICITY REGULATORY COMMISSION
NEW DELHI

PETITION NO.....

For True-up in Petition No- 3/GT/2021

IN THE MATTER OF : Petition Under Section 62 and 79 (1) (a) of the Electricity Act, 2003 read with Chapter-III of the Central Electricity Regulatory Commission (Conduct of Business) Regulations, 2023 and Chapter-3, Regulation-13 of Central Electricity Regulatory Commission (Terms and Conditions of Tariff) Regulations, 2019 for revision of tariff of Feroze Gandhi Unchahar Thermal Power Station Stage IV (FGUTPS-IV) (500 MW) for the period from 01.04.2019 to 31.03.2024 after the truing up exercise.

Petitioner: : NTPC Ltd.
NTPC Bhawan
Core-7, Scope Complex
7, Institutional Area, Lodhi Road
New Delhi-110 003

Respondents:

1. Uttar Pradesh Power Corp. Ltd. (UPPCL)
Shakti Bhawan 14,
Ashok Marg
Lucknow -226 001

And
Others

AFFIDAVIT

I, Parimal Piyush, Son of Late Bharat Mishra, aged about 49 years, resident of IN1-2004, Inspire, Eldeco Aamantran, Sector-119, Noida (UP), do hereby solemnly affirm and state as follows:

1. That the deponent is the Additional General Manager (Commercial) of the Petitioner NTPC Ltd., and is well conversant with the facts and the circumstances of the case and therefore competent to swear this affidavit.

2. That the accompanying Petition under Section 62 and 79 (1) (a) of the Electricity Act, 2003, has been filed by my authorized representative under my instruction and the contents of the same are true and correct to the best of my knowledge and belief.

3. That the contents of Para No. 1 to 23 as mentioned in the Petition are true and correct based on the my personal knowledge, belief and records maintained in the office.

4. That the annexures annexed to the Petition are correct and true copies of the respective originals.

5. That the Deponent has not filed any other Petition or Appeal before any other forum or court of law with respect to the subject matter of the dispute.

परिमल पीयूष/PARIMAL PIYUSH
अपर महाप्रबन्धक (वाणिज्यिक)
Addl. General Manager (Commercial)
एन टी पी सी लिमिटेड/NTPC LIMITED
EOC, A-8A, Sector-24, Noida-201301 (U.P.)

(Deponent)

Verification:

Verified at Noida on this 16 day of November 2024, that the contents of my above noted affidavit are true and correct to my knowledge and no part of it is false and nothing material has been concealed therefrom.

(Deponent)

परिमल पीयूष/PARIMAL PIYUSH
अपर महाप्रबन्धक (वाणिज्यिक)
Addl. General Manager (Commercial)
एन टी पी सी लिमिटेड/NTPC LIMITED
EOC, A-8A, Sector-24, Noida-201301 (U.P.)

NOTARY PUBLIC
BALKRISHNA DIXIT
G.B. Nagar (U.P.)
Regd. No. 7167
GOVT. OF INDIA

ATTESTED
BALKRISHNA DIXIT
Advocate (Notary)
R. No. 7167
GAUTAM BUDH NAGAR (U.P.)

6 NOV 2024

TARIFF FILING FORMS (THERMAL)

FOR REVISION OF TARIFF AFTER TRUING UP EXERCISE

FOR

Unchahar Stage-IV

(From 01.04.2019 to 31.03.2024)

PART-I

ANNEXURE-I

परिमल पीयूष/PARIMAL PIYUSH
अपर महाप्रबन्धक (रिमिटेंसिया)
Addl. General Manager (Commercial)
एन टी पी सी लिमिटेड/NTPC LIMITED
EOC, A-8A, Sector-24, Noida-201301 (U.P.)

Checklist of Main Tariff Forms and other information for tariff filing for Thermal Stations

Form No.	Title of Tariff Filing Forms (Thermal)	Tick
FORM- 1	Summary of Tariff	✓
FORM -1 (I)	Statement showing claimed capital cost	✓
FORM -1 (II)	Statement showing Return on Equity	✓
FORM-2	Plant Characteristics	✓
FORM-3	Normative parameters considered for tariff computations	✓
FORM-3A	Statement showing O&M Expenses	✓
FORM-3B	Statement of Ash Transportation Expenses	✓
FORM-3C	Computation of Special Allowance	✓
FORM- 4	Details of Foreign loans	✓
FORM- 4A	Details of Foreign Equity	NA
FORM-5	Abstract of Admitted Capital Cost for the existing Projects	✓
FORM-5A	Abstract of Claimed Capital Cost for the existing Projects	✓
FORM- 6	Financial Package upto COD	NA
FORM- 7	Details of Project Specific Loans	NA
FORM- 8	Details of Allocation of corporate loans to various projects	✓
FORM-9A	Summary of Statement of Additional Capitalisation claimed during the period	✓
FORM-9 ##	Statement of Additional Capitalisation after COD	✓
FORM- 10	Financing of Additional Capitalisation	✓
FORM- 11	Calculation of Depreciation on original project cost	NA
FORM- 12	Statement of Depreciation	✓
FORM- 13	Calculation of Weighted Average Rate of Interest on Actual Loans	✓
FORM- 14	Draw Down Schedule for Calculation of IDC & Financing Charges	NA
FORM- 15##	Details of Fuel for Computation of Energy Charges: Primary Fuel(Coal)	✓
FORM- 15A##	Details of Fuel for Computation of Energy Charges: Secondary Fuel(Oil)	✓
FORM- 15B	Computation of Energy Charges	✓
FORM- 16	Details of Limestone for Computation of Energy Charge Rate	NA
FORM-17	Details of Capital Spares	✓
FORM- 18	Non-Tariff Income	✓
FORM-19	Details of Water Charges	✓
FORM-20	Details of Statutory Charges	✓

Provided yearwise for the period 2019-24

परिमल पीयूष/PARIMAL PIYUSH

PART-I

List of Supporting Forms / documents for tariff filing for Thermal Stations

Form No.	Title of Tariff Filing Forms (Thermal)	Tick
FORM-A	Abstract of Capital Cost Estimates	NA
FORM-B	Break-up of Capital Cost for Coal/Lignite based projects	NA
FORM-C	Break-up of Capital Cost for Gas/Liquid fuel based Projects	NA
FORM-D	Break-up of Construction/Supply/Service packages	NA
FORM-E	Details of variables , parameters , optional package etc. for New Project	NA
FORM-F	Details of cost over run	NA
FORM-G	Details of time over run	NA
FORM –H	Statement of Additional Capitalisation during end of the useful life	NA
FORM –I	Details of Assets De-capitalised during the period	✓
FORM –J	Reconciliation of Capitalisation claimed vis-à-vis books of accounts	✓
FORM –K	Statement showing details of items/assets/works claimed under Exclusions	✓
FORM-L	Statement of Capital cost	✓
FORM-M	Statement of Capital Woks in Progress	✓
FORM-N	Calculation of Interest on Normative Loan	✓
FORM-O	Calculation of Interest on Working Capital	✓
FORM-P	Incidental Expenditure up to SCOD and up to Actual COD	NA
FORM-Q	Expenditure under different packages up to SCOD and up to Actual COD	NA
FORM-R	Actual cash expenditure	NA
FORM-S	Statement of Liability flow	✓
FORM-T	Summary of issues involved in the petition	✓

परिमल पीयूष/PARIMAL PIYUSH
अपर महाप्रबन्धक (वाणिज्यिक)
Addl. General Manager (Commercial)
एन टी पी सी लिमिटेड/NTPC LIMITED
EOC, A-8A, Sector-24, Noida-201301 (U.P.)

List of supporting documents for tariff filing for Thermal Stations

S. No.	Information / Document	Tick
1	Certificate of incorporation, Certificate for Commencement of Business, Memorandum of Association, & Articles of Association (For New Station setup by a company making tariff application for the first time to CERC)	NA
2	A. Station wise and Corporate audited Balance Sheet and Profit & Loss Accounts with all the Schedules & annexures on COD of the Station for the new station & for the relevant years.	NA
	B. Station wise and Corporate audited Balance Sheet and Profit & Loss Accounts with all the Schedules & annexures for the existing station for relevant years.	✓
3	Copies of relevant loan Agreements	NA
4	Copies of the approval of Competent Authority for the Capital Cost and Financial package.	NA
5	Copies of the Equity participation agreements and necessary approval for the foreign equity.	NA
6	Copies of the BPSA/PPA with the beneficiaries, if any	NA
7	Detailed note giving reasons of cost and time over run, if applicable	NA
	List of supporting documents to be submitted:	
	a. Detailed Project Report	
	b. CPM Analysis	
	c. PERT Chart and Bar Chart	
	d. Justification for cost and time Overrun	
8	Generating Company shall submit copy of Cost Audit Report along with cost accounting records, cost details, statements, schedules etc. for the Generating Unit wise /stage wise/Station wise/ and subsequently consolidated at Company level as submitted to the Govt. of India for first two years i.e. 2019-20 and 2020-21 at the time of mid-term true-up in 2021-22 and for balance period of tariff period 2019-24 at the time of final true-up in 2024-25. In case of initial tariff filing the latest available Cost Audit Report should be furnished.	✓
9	Any other relevant information, (Please specify)	NA
10	Reconciliation with Balance sheet of any actual additional capitalization and amongst stages of a generating station	✓
11	BBMB is maintaining the records as per the relevant applicable Acts. Formats specified herein may not be suitable to the available information with BBMB. BBMB may modify the formats suitably as per available information to them for submission of required information for tariff purpose.	NA

परिमल पीयूष/PARIMAL PIYUSH
अपर महाप्रबन्धक (वाणिज्यिक)
Addl. General Manager (Commercial)
एन टी पी सी लिमिटेड/NTPC LIMITED
EOC, A-8A, Sector-24, Noida

PART-I
FORM- 1

Summary of Tariff

Name of the Petitioner:	NTPC Limited
Name of the Generating Station:	Unchahar Stage-IV
Place (Region/District/State):	Northern Region /Raibareli / Uttar Pradesh

Amount in Rs. Lakhs

S. No.	Particulars	Unit	Existing 2018-19	2019-20	2020-21	2021-22	2022-23	2023-24
1	2	3	4	5	6	7	8	9
1.1	Depreciation	Rs Lakh	12,214.78	13,904.58	14,323.43	14,686.96	15,127.27	15,941.17
1.2	Interest on Loan	Rs Lakh	13,550.35	10,647.06	8,492.80	6,745.12	8,317.02	8,092.10
1.3	Return on Equity	Rs Lakh	14,662.65	14,695.14	15,168.09	15,510.51	15,977.13	16,855.89
1.4	Interest on Working Capital	Rs Lakh	5,317.15	4,429.31	4,649.99	3,825.65	4,213.60	6,520.31
1.5	O&M Expenses	Rs Lakh	10,279.25	16,183.76	19,113.64	17,714.44	16,795.75	16,078.63
1.6	Special Allowance (If applicable)	Rs Lakh	0.00	0.00	0.00	0.00	0.00	0.00
1.7	Compensation Allowance (If applicable – relevant for column 4 only)	Rs. Lakh						
	Total	Rs Lakh	54373.59	59859.86	62741.86	60482.70	60430.67	64388.10
2.1	Landed Fuel Cost (coal/gas/RLNG/ liquid) as per FSA	Rs/Ton	3738.13	4324.91	4700.26	3691.62	4443.03	4567.61
	(%) of Fuel Quantity	(%)		100.00%	96.15%	92.45%	97.99%	82.93%
2.2	Landed Fuel Cost Imported Coal		-	-	-	-	-	-
	(%) of Fuel Quantity		-	-	-	-	-	-
2.3	Landed Fuel Cost (coal/gas /RLNG/liquid) other than FSA	Rs/Ton	-	-	-	7735.86	7188.12	0.00
	(%) of Fuel Quantity	(%)	-	-	-	0.02%	0.04%	0.00%
2.4	Landed Fuel Cost Imported Coal other than FSA		-	-	8639.47	5484.28	8539.78	19259.69
	(%) of Fuel Quantity		-	-	3.82%	0.54%	2.97%	17.08%
2.5	Secondary fuel oil cost	Rs./kl	38949.780	52030.574	55529.896	41900.446	62874.924	78489.364
2A	Energy Charge Rate ex-bus -Coal	Rs/Unit	2.582	2.806	3.296	2.772	3.122	4.605
2B	Energy Charge Rate ex-bus -Oil	Rs/Unit	0.020	0.026	0.030	0.022	0.034	0.042
2C	Energy Charge Rate ex-bus -Oil	Rs/Unit	2.602	2.834	3.316	2.794	3.155	4.650

(Petitioner)

परिमल पीयुष/PARIMAL PIYUSH
अपर महाप्रबन्धक (कॉर्पोरेट)
Addl. General Manager (Corporate)
एन टी पी सी लिमिटेड/NTPC LIMITED
EOC, A-8A, Sector-24, Noida-201301 (U.P.)

PART-I
FORM- 1(I)

	Name of the Petitioner:	NTPC Limited
	Name of the Generating Station:	Unchahar Stage-IV

Amount in Rs. Lakhs

Statement showing claimed capital cost – (A+B)

S. No.	Particulars	2019-20	2020-21	2021-22	2022-23	2023-24
1	2	3	4	5	6	7
1	Opening Capital Cost	2,54,440.45	2,67,163.07	2,71,228.04	2,79,317.30	2,87,790.51
2	Add: Addition during the year/period	5,025.68	3,940.67	4,509.97	3,421.06	22,030.61
3	Less: De-capitalisation during the year/period	228.13	272.17	35.12	199.82	288.22
4	Less: Reversal during the year / period	-	-	-	-	-
5	Add: Discharges during the year/ period	7,925.08	396.47	3,614.41	5,251.96	976.04
6	Closing Capital Cost	2,67,163.07	2,71,228.04	2,79,317.30	2,87,790.51	3,10,508.93
7	**Average Capital Cost**	**2,60,801.76**	**2,69,195.56**	**2,75,272.67**	**2,83,553.90**	**2,99,149.72**

Statement showing claimed capital cost eligible for RoE at normal rate (A)

S. No.	Particulars	2019-20	2020-21	2021-22	2022-23	2023-24
1	2	3	4	5	6	7
1	Opening Capital Cost	254440.45	267163.07	271228.04	279317.30	287790.51
2	Add: Addition during the year / period	5025.68	3940.67	4509.97	3421.06	22030.61
3	Less: De-capitalisation during the year / period	228.13	272.17	35.12	199.82	288.22
4	Less: Reversal during the year / period	0.00	0.00	0.00	0.00	0.00
5	Add: Discharges during the year / period	7925.08	396.47	3614.41	5251.96	976.04
6	Closing Capital Cost	267163.07	271228.04	279317.30	287790.51	310508.93
7	**Average Capital Cost**	**260801.76**	**269195.56**	**275272.67**	**283553.90**	**299149.72**

Statement showing claimed capital cost eligible for RoE at weighted average rate of interest on actual loan portfolio (B)

S. No.	Particulars	2019-20	2020-21	2021-22	2022-23	2023-24
1	2	3	4	5	6	7
1	Opening Capital Cost	0.00	0.00	0.00	0.00	0.00
2	Add: Addition during the year / period	0.00	0.00	0.00	0.00	0.00
3	Less: De-capitalisation during the year / period	0.00	0.00	0.00	0.00	0.00
4	Less: Reversal during the year / period	0.00	0.00	0.00	0.00	0.00
5	Add: Discharges during the year / period	0.00	0.00	0.00	0.00	0.00
6	Closing Capital Cost	0.00	0.00	0.00	0.00	0.00
7	**Average Capital Cost**	**0.00**	**0.00**	**0.00**	**0.00**	**0.00**

(Petitioner)

परिमल पीयूष/PARIMAL PIYUSH
अपर महाप्रबन्धक (वाणिज्यिक)
Addl. General Manager (Commercial)
एन टी पी सी लिमिटेड/NTPC LIMITED
EOC, A-8A, Sector-24, Noida-201301 (U.P.)

PART-I
FORM- 1(IIA)

	Name of the Petitioner:	NTPC Limited
	Name of the Generating Station:	Unchahar Stage-IV

Statement showing Return on Equity at Normal Rate

Amount in Rs. Lakhs

S. No.	Particulars	2019-20	2020-21	2021-22	2022-23	2023-24
1	2	3	4	5	6	7
	Return on Equity					
1	Gross Opening Equity (Normal)	76,332.14	80,148.92	81,368.41	83,795.19	86337.15158
2	Less: Adjustment in Opening Equity	-				
3	Adjustment during the year		-	-	-	-
4	Net Opening Equity (Normal)	76,332.14	80,148.92	81,368.41	83,795.19	86,337.15
5	Add: Increase in equity due to addition during the year / period	1507.70	1162.20	1352.99	1026.32	6609.18
7	Less: Decrease due to De-capitalisation during the year / period	58.44	81.65	10.54	59.94	86.47
8	Less: Decrease due to reversal during the year / period	0.00	0.00	0.00	0.00	0.00
9	Add: Increase due to discharges during the year / period	2377.52	118.94	1084.32	1575.58	292.81
10	Net closing Equity (Normal)	80,148.92	81,368.41	83,795.19	85,337.15	93,152.68
11	Average Equity (Normal)	78,240.53	80,758.67	82,581.80	85,066.17	89,744.92
12	Rate of ROE (%)	18.782	18.782	18.782	18.782	18.782
13	Total ROE	**14,695.14**	**15,168.09**	**15,510.51**	**15,977.13**	**16,855.89**

(Petitioner)

परिमल पीयूष/PARIMAL PIYUSH
अपर महाप्रबंधक (वाणिज्यिक)
Addl. General Manager (Commercial)
एन टी पी सी लिमिटेड/NTPC LIMITED
EOC, A-8A, Sector-24, Noida-201301 (U.P.)

PART-I

FORM- 1(IIB)

	Name of the Petitioner:	NTPC Limited
	Name of the Generating Station:	Unchahar Stage-IV

Statement showing Return on Equity at Weighted

Amount in Rs. Lakhs

S. No.	Particulars	2019-20	2020-21	2021-22	2022-23	2023-24
1	2	3	4	5	6	7
	Statement showing Return on Equity at WeightedAverage Rate of Interest					
1	Gross Opening Equity (Normal)	0.00	0.00	0.00	0.00	0.00
2	Less: Adjustment in Opening Equity	0.00	0.00	0.00	0.00	0.00
3	Adjustment during the year	0.00	0.00	0.00	0.00	0.00
4	Net Opening Equity (Normal)	0.00	0.00	0.00	0.00	0.00
5	Add: Increase in equity due to addition during the year / period	0.00	0.00	0.00	0.00	0.00
7	Less: Decrease due to De-capitalisation during the year / perio	0.00	0.00	0.00	0.00	0.00
8	Less: Decrease due to reversal during the year / period	0.00	0.00	0.00	0.00	0.00
9	Add: Increase due to discharges during the year / period	0.00	0.00	0.00	0.00	0.00
10	Net closing Equity (Normal)	0.00	0.00	0.00	0.00	0.00
11	Average Equity (Normal)	0.00	0.00	0.00	0.00	0.00
12	Rate of ROE (%)	8.270	7.783	7.703	7.843	7.911
13	Total ROE	**0.00**	**0.00**	**0.00**	**0.00**	**0.00**

(Petitioner)

परिमल पीयूष/PARIMAL PIYUSH
अपर महाप्रबन्धक (वाणिज्यिक)
Addl. General Manager (Commercial)
एन टी पी सी लिमिटेड/NTPC LIMITED
EOC, A-8A, Sector-24, Noida-201301 (U.P.)

PART-I
FORM-2

Name of the Company	NTPC
Name of the Power Station	Unchahar Stage-IV

Plant Characteristics

Name of the Petitioner	NTPC Ltd
Name of the Generating Station	Unchahar Stage-IV
Unit(s)/Block(s)/Parameters	Unit-I
Installed Capacity (MW)	500
Schedule COD as per Investment Approval	31.12.2016
Actual COD	30.09.2017
Pit Head or Non Pit Head	Non Pit head
Name of the Boiler Manufacture	BHEL
Name of Turbine Generator Manufacture	BHEL
Main Steams Pressure at Turbine inlet (kg/Cm^2) abs[1]	170 AT
Main Steam Temperature at Turbine inlet (^{0}C) [1]	537
Reheat Steam Pressure at Turbine inlet (kg/Cm^2) [1]	40.50 AT
Reheat Steam Temperature at Turbine inlet (^{0}C) [1]	565
Main Steam flow at Turbine inlet under MCR condition (tons /hr)[2]	1457.01
Main Steam flow at Turbine inlet under VWO condition (tons /hr)[2]	1544.92
Unit Gross electrical output under MCR /Rated condition (MW)[2]	500
Unit Gross electrical output under VWO condition (MW)[2]	525
Guaranteed Design Gross Turbine Cycle Heat Rate (kCal/kWh)[3]	1992
Conditions on which design turbine cycle heat rate guaranteed	
% MCR	At 100% Load under rated Steam Conditions at Condenser Pressure of 77 mm HG (abs) with 0% Make Up
% Makeup Water Consumption	
Design Capacity of Make up Water System	70 m3/Hr
Design Capacity of Inlet Cooling System	60000 m3/hr
Design Cooling Water Temperature (^{0}C)	33
Back Pressure	
Steam flow at super heater outlet under BMCR condition (tons/hr)	1590
Steam Pressure at super heater outlet under BMCR conditoro (kg/Cm2)	178.0 (g)
Steam Temperature at super heater outlet under BMCR condition (0C)	540
Steam Temperature at Reheater outlet at BMCR condition (^{0}C)	568
Design / Guaranteed Boiler Efficiency (%)	85.10
Design Fuel with and without Blending of domestic/imported coal	Design Coal GCV 3400 kcal/kg
Type of Cooling Tower	IDCT
Type of cooling system[5]	Closed cycle
Type of Boiler Feed Pump[6]	2 TDBFP, 1 MDBFP
Fuel Details[7]	
Primary Fuel	Coal
Secondary Fuel	LDO
Alternate Fuels	-
Special Features/Site Specific Features[8]	
Special Technological Features[9]	
Environmental Regulation related features[10]	Electro Static Precipitators (ESP), Emission Control System
Any other special features	FGD is under Operation,De Nox system is under Implementation

PETITIONER

परिमल पीयूष/PARIMAL PIYUSH
अपर महाप्रबंधक (वाणिज्यिक)
Addl. General Manager (Commercial)
एन टी पी सी लिमिटेड/NTPC LIMITED
EOC, A-8A, Sector-24, Noida-201301 (U.P.)

PART-I
FORM- 3

Normative parameters considered for tariff computations

Name of the Petitioner:	NTPC Limited
Name of the Generating Station:	Unchahar Stage-IV

(Year Ending March)

Particulars	Unit	Existing 2018-19	2019-20	2020-21	2021-22	2022-23	2023-24
1	2	3	4	5	6	7	8
Base Rate of Return on Equity	%	15.50	15.50	15.50	15.50	15.50	15.50
Base Rate of Return on Equity on Add. Capitalization beyond original scope and excluding Change in Law	%	-	6.825	6.423	6.356	6.473	6.525
Effective Tax Rate	%	21.5488	17.4720	17.4720	17.4720	17.4720	17.4720
Target Availability	%	85.00	85.00				
In High Demand Season	%	-	-	85.00	85.00	85.00	85.00
Peak Hours	%	-	-	85.00	85.00	85.00	85.00
Off-Peak Hours	%	-	-	85.00	85.00	85.00	85.00
In Low Demand Season(Off-Peak)	%	-	-	85.00	85.00	85.00	85.00
Peak Hours	%	-	-	85.00	85.00	85.00	85.00
Off-Peak Hours	%	-	-	85.00	85.00	85.00	85.00
Auxiliary Energy Consumption	%	6.75	6.25	6.25	6.25	6.25	6.25
Gross Station Heat Rate	kCal/kWh	2347.60	2356.84	2356.84	2356.84	2356.84	2356.84
Specific Fuel Oil Consumption	ml/kWh	0.50	0.50	0.50	0.50	0.50	0.50
Cost of Coal/Lignite for WC1	in Days	60	50	50	50	50	50
Cost of Main Secondary Fuel Oil for WC1	in Months	2	2	2	2	2	2
Fuel Cost for WC2	in Months						
Liquid Fuel Stock for WC2	in Months						
O&M Expenses	Rs lakh/MW	20.43	22.51	23.3	24.12	24.97	25.84
Maintenance Spares for WC	% of O&M	20.00	20.00	20.00	20.00	20.00	20.00
Receivables for WC	in Days	60	45	45	45	45	45
Storage capacity of Primary fuel*	Lakh MT	6.5			6.5		
SBI 1 Year MCLR plus 350 basis points	%	12.60	12.05	11.25	10.50	10.60	12.00
Blending ratio of domestic coal/imported coal							

*For Unchahar Station all stages(I to IV)

Petitioner

परिमल पीयूष/PARIMAL PIYUSH
अपर महाप्रबन्धक (वाणिज्यिक)
Addl. General Manager (Commercial)
एन टी पी सी लिमिटेड/NTPC LIMITED
EOC, A-8A, Sector-24, Noida-201301 (U.P.)

Part-I
FORM-3A
ADDITIONAL FORM

Calculation of O&M Expenses

Name of the Company :	NTPC Limited
Name of the Power Station :	Unchahar Stage-IV

Amount in Rs. Lakhs

S.No.	Particulars	2019-20	2020-21	2021-22	2022-23	2023-24
1	2	3	4	5	7	8
1	**O&M expenses under Reg.35(1)**					
1a	Normative	11255.00	11650.00	12060.00	12485.00	12920.00
2	**O&M expenses under Reg.35(6)**					
2a	Water Charges	173.13	313.42	101.63	276.65	241.05
2b	Secutiry expenses	1082.17	1134.86	986.66	1066.08	1213.63
2c	Capital Spares	1314.33	1036.77	1010.75	1054.70	941.16
3	O&M expenses-Ash Transportation	2359.15	4978.58	3555.40	1913.32	1662.76
	Total O&M Expenses	**16183.78**	**19113.64**	**17714.44**	**16795.75**	**16978.63**

Note- It is submitted that Hon'ble Commission vide its order dated 28.10.2022 in Petition No 205/MP/2021 had allowed the ash transportation expenses of Rs 28.79 Cr, Rs 51.02 Cr & Rs 38.16 Cr for the period from 2019-20, 2020-21 & 2021-22 after accounting for the revenue earned through sale of ash from the instant station, as per the audited data submitted by the Petitioner. Also, Hon'ble Commission had allowed the provisional billing at 90% of the ash transportation expenses incurred by the Petitioner for the tariff period (i.e. 2022-24). Accordingly, the Petitioner had provisionally billed an amount of Rs 17.21 Cr & Rs 14.96 Cr after accounting for the revenue earned through sale of ash from the instant station during the FY 2022-23 & FY 2023-24.

Petitioner

परिमल पियूष/PARIMAL PIYUSH
अपर महाप्रबंधक (Commercial)
Addl. General Manager (Commercial)
एन टी पी सी लिमिटेड/NTPC LIMITED
EOC, A-8A, Sector-24, Noida-201301 (U.P.)

Part-I
FORM-3B
ADDITIONAL FORM

Statement of Ash Transportation Expenses

Name of the Petitioner:	NTPC Limited
Name of the Generating Station:	Unchahar Stage-IV

Amount in Rs. In Lakh

S.No.	Particulars	UOM	2019-20	2020-21	2021-22	2022-23	2023-24
1	Total Ash Transportation Charges Incurred, Unchahar Station	Rs Lakh	8,926.42	15,817.35	11,831.86	8,195.06	8,011.01
2	Income from sales of Ash, Unchahar Station	Rs Lakh	1,439.99	1,328.24	1,468.37	1,717.93	2,066.28
3	Net Ash Transportation Charges, Unchahar Station	Rs Lakh	7,486.43	14,489.11	10,363.49	6,477.13	5,944.74
4	Ash Transportation Charges billed for Unchahar-I	Rs Lakh	2,009.06	3,574.45	2363.46	1,316.45	1,217.71
5	Ash Transportation Charges billed for Unchahar II	Rs Lakh	2,055.01	3,801.80	2,911.12	1,779.33	1,792.68
6	Ash Transportation Charges billed for Unchahar III	Rs Lakh	1,063.21	2,134.28	1,533.48	943.49	796.97
7	Ash Transportation Charges billed for Unchahar IV	Rs Lakh	2,359.15	4,978.58	3,555.40	1,721.86	1,496.50
8	Total Ash Transportation Charges billed for Unchahar Station	Rs Lakh	7,486.43	14,489.11	10,363.49	5,781.25	5,303.86

Petitioner

परिमल पीयूष/PARIMAL PIYUSH
अपर महाप्रबन्धक (वाणिज्यिक)
Addl. General Manager (Commercial)
एन टी पी सी लिमिटेड/NTPC LIMITED
EOC, A-8A, Sector-24, Noida-201301 (U.P.)

Form-4
DETAILS OF FOREIGN LOANS
NTPC LIMITED
Unchahar-IV

4.07% (Amount in Lacs)

	Financial Year (Starting from COD)	2019-20 (01.04.2019 to 31.03.2020)			
	1	1	2	3	4
	4.375% Eurobonds 2024	Date	Amount (FC)	Ex. Rate	Amount (INR)
A.	Currency 1 USD	26-11-2018			
1.	At the date of drawl	01-04-2019	203.51	69.77	14,199.09
	Loan repayment upto previous period				
	Net loan at the Beginning of the period	01-04-2019	203.51	69.77	14,199.09
2.	Schedule repayment date of principal				
3.	Scheduled payment date of interest	26-05-2019	4.45	69.72	310.39
4.	Witholding tax including surcharge on interest	26-05-2019	0.26	68.83	17.70
5.	Schedule repayment date of principal				
6.	Scheduled payment date of interest	26-11-2019	4.45	71.80	319.64
7.	Witholding tax including surcharge on interest	26-11-2019	0.26	71.45	18.37
	ERV	31-03-2020			1,280.10
	At the end of Financial year	31-03-2020	203.51	76.06	15,479.18

0.31% (Amount in Lacs)

	Financial Year (Starting from COD)	2019-20 (01.04.2019 to 31.03.2020)			
	1	1	2	3	4
	Mizuho II A	Date	Amount (FC)	Ex. Rate	Amount (INR)
A.	Currency 1 USD	15-01-2019			
1.	At the date of drawl	18-09-2017	1.57	69.77	109.69
	Loan repayment upto previous period		-		
	Net loan at the Beginning of the period	01-04-2019	1.57	69.77	109.69
2.	Schedule repayment date of principal				
3.	Scheduled payment date of interest	15-07-2019	0.03	68.33	2.22
4.	Witholding tax including surcharge on interest	15-07-2019	0.00	68.30	0.13
5.	Schedule repayment date of principal				
6.	Scheduled payment date of interest	15-01-2020	0.03	70.78	1.97
7.	Witholding tax including surcharge on interest	15-01-2020	0.00	70.45	0.11
	Schedule repayment date of principal	26-03-2020	0.39	75.98	29.86
	Scheduled payment date of interest	26-03-2020	0.009	75.98	0.72
	Witholding tax including surcharge on interest	26-03-2020	0.001	75.65	0.04
	ERV	31-03-2020			0.03
	At the end of Financial year	31-03-2020	1.18	76.06	89.68

3.89% (Amount in Lacs)

	Financial Year (Starting from COD)	2019-20 (01.04.2019 to 31.03.2020)			
	1	1	2	3	4
	Mizuho II B	Date	Amount (FC)	Ex. Rate	Amount (INR)
A.	Currency 1 USD	15-01-2019			
1.	At the date of drawl	01-04-2019	71.78	69.77	5,007.61
	Loan repayment upto previous period		-		
	Net loan at the Beginning of the period	01-04-2019	71.78	69.77	5,007.61
2.	Schedule repayment date of principal				
3.	Scheduled payment date of interest	15-07-2019	1.46	68.33	101.47
4.	Witholding tax including surcharge on interest	15-07-2019	0.09	68.30	5.85
5.	Schedule repayment date of principal				
6.	Scheduled payment date of interest	15-01-2020	1.27	70.78	89.91
7.	Witholding tax including surcharge on interest	15-01-2020	0.07	70.45	5.17
	Schedule repayment date of principal	26-03-2020	17.94	75.98	1,363.30
	Scheduled payment date of interest	26-03-2020	0.433	75.98	32.85
	Witholding tax including surcharge on interest	26-03-2020	0.025	75.65	1.89
	ERV	31-03-2020			449.95
	At the end of Financial year	31-03-2020	53.83	76.06	4,094.46

परिमल पीयूष/PARIMAL PIYUSH
अपर महाप्रबन्धक (वाणिज्यिक)
Addl. General Manager (Commercial)
एन टी पी सी लिमिटेड/NTPC LIMITED
EOC, A-8A, Sector-24, Noida-201301 (U.P.)

Form-4
DETAILS OF FOREIGN LOANS
NTPC LIMITED
Unchahar-IV

4.07% (Amount in Lacs)

≤ 30% (Amount in Lacs)

	Financial Year (Starting from COD)	2019-20 (01.04.2019 to 31.03.2020)			
	1	1	2	3	4
	4.25% Eurobonds 2026	Date	Amount (FC)	Ex. Rate	Amount (INR)
A.	**Currency 1 USD**	26-02-2019			
1.	At the date of drawl	01-04-2019	264.76	69.77	18,472.23
	Loan repayment upto previous period				
	Net loan at the Beginning of the period	01-04-2019	264.76	69.77	18,472.23
2.	Schedule repayment date of principal				
3.	Scheduled payment date of interest	26-08-2019	5.63	71.57	402.58
4.	Witholding tax including surcharge on interest	26-08-2019	0.32	70.65	22.96
5.	Schedule repayment date of principal				
6.	Scheduled payment date of interest	26-02-2020	5.63	71.63	403.01
7.	Witholding tax including surcharge on interest	26-02-2020	0.32	71.35	23.18
	ERV	31-03-2020			1,565.33
	At the end of Financial year	31-03-2020	**264.76**	**76.06**	**20,137.56**

4.69% (Amount in Lacs)

	Financial Year (Starting from COD)	2019-20 (01.04.2019 to 31.03.2020)			
	1	1	2	3	4
	2.75% Fixed Rate Notes due 2027	Date	Amount (FC)	Ex. Rate	Amount (INR)
A.	**Currency 1 EURO**	01-02-2019			
1.	At the date of drawl	01-04-2019	229.31	78.84	18,078.86
	Loan repayment upto previous period				
	Net loan at the Beginning of the period	01-04-2019	229.31	78.84	18,078.86
2.	Schedule repayment date of principal				
3.	Scheduled payment date of interest				
4.	Witholding tax including surcharge on interest				
5.	Schedule repayment date of principal				
6.	Scheduled payment date of interest	01-02-2020	6.31	78.42	494.50
7.	Witholding tax including surcharge on interest	01-02-2020	0.36	77.36	28.17
	ERV	31-03-2023			1,281.55
	At the end of Financial year	31-03-2020	**229.31**	**84.43**	**19,360.70**

100.00% (Amount in Lacs)

	Financial Year (Starting from COD)	2019-20 (01.04.2019 to 31.03.2020)			
	1	1	2	3	4
	7.25% Fixed Rate Notes due 2022 (Masala Bor	Date	Amount (FC)	Ex. Rate	Amount (INR)
A.	**Currency 1 INR**	03-05-2016			
1.	At the date of drawl	18-09-2017	2,00,000.00	1.00	2,00,000.00
	Loan repayment upto previous period				
	Net loan at the Beginning of the period	01-04-2019	2,00,000.00	1.00	2,00,000.00
2.	Prepayment of Principal				
	Prepayment of interest				
3.	Scheduled payment date of interest	03-05-2019	14,430.49	1.00	14,430.49
4.	Witholding tax including surcharge on interest	03-05-2019	825.14	1.00	825.14
5.	Schedule repayment date of principal				
6.	Scheduled payment date of interest				-
7.	Witholding tax including surcharge on interest				-
	At the end of Financial year	31-03-2020	**2,00,000.00**	**1.00**	**2,00,000.00**

परिमल पीयूष/PARIMAL PIYUSH
अपर महाप्रबन्धक (वाणिज्य)/Addl. General Manager (Commercial)
एन टी पी सी लिमिटेड/NTPC LIMITED
EOC, A-8A, Sector-24, Noida-201301 (U.P.)

Form-4
DETAILS OF FOREIGN LOANS
NTPC LIMITED
Unchahar-IV

4.07% (Amount in Lacs)

1.01% (Amount in Lacs)

Financial Year (Starting from COD)	2019-20 (01.04.2019 to 31.03.2020)			
1	1	2	3	4
JPY Equ. 350Million A	Date	Amount (FC)	Ex. Rate	Amount (INR)
Currency 1 JPY	12-10-2018			
At the date of drawl	01-04-2019	2,271	0.63	1,440.71
Loan repayment upto previous period				
Net loan at the Beginning of the period	01-04-2019	2,271.33	0.63	1,440.71
Schedule repayment date of principal				
Scheduled payment date of interest	12-04-2019	11.02	0.62	6.86
Witholding tax including surcharge on interest	12-04-2019	0.64	0.62	0.39
Schedule repayment date of principal				
Scheduled payment date of interest	11-10-2019	10.99	0.66	7.29
Witholding tax including surcharge on interest	11-10-2019	0.63	0.66	0.42
ERV	31-03-2020			164.90
At the end of Financial year	31-03-2020	**2,271.33**	**0.71**	**1,605.60**

1.28% (Amount in Lacs)

Financial Year (Starting from COD)	2019-20 (01.04.2019 to 31.03.2020)			
1	1	2	3	4
JPY Equ. 350Million B	Date	Amount (FC)	Ex. Rate	Amount (INR)
Currency 1 JPY	12-10-2018			
At the date of drawl	01-04-2019	2,154	0.63	1,366.17
Loan repayment upto previous period				
Net loan at the Beginning of the period	01-04-2019	2,153.62	0.63	1,366.17
Schedule repayment date of principal				
Scheduled payment date of interest	12-04-2019	10.45	0.62	6.50
Witholding tax including surcharge on interest	12-04-2019	0.60	0.62	0.37
Schedule repayment date of principal				
Scheduled payment date of interest	11-10-2019	10.42	0.66	6.92
Witholding tax including surcharge on interest	11-10-2019	0.60	0.66	0.40
ERV	31-03-2020			1.99
At the end of Financial year	31-03-2020	**2,153.62**	**0.71**	**1,522.53**

परिमल पीयूष/PARIMAL PIYUSH
अपर महाप्रबन्धक (वाणिज्यिक)
Addl. General Manager (Commercial)
एन टी पी सी लिमिटेड/NTPC LIMITED
EOC, A-8A, Sector-24, Noida-201301 (U.P.)

Form-4
DETAILS OF FOREIGN LOANS
NTPC LIMITED
Unchahar-IV

(Amount in Lacs)

	Financial Year (Starting from COD)	2020-21 (01.04.2020 to 31.03.2021)			
	1	1	2	3	4
	4.375% Eurobonds 2024	Date	Amount (FC)	Ex. Rate	Amount (INR)
A.	**Currency 1 USD**				
1.	At the date of drawl	01-04-2020	203.51	76.06	15,479.19
	Loan repayment upto previous period				
	Net loan at the Beginning of the period	01-04-2020	203.51	76.06	15,479.19
2.	Schedule repayment date of principal				-
3.	Scheduled payment date of interest	26-05-2020	4.45	75.70	337.01
4.	Witholding tax including surcharge on interest	26-05-2020	0.26	75.10	19.31
5.	Schedule repayment date of principal				-
6.	Scheduled payment date of interest	26-11-2020	4.45	74.18	330.22
7.	Witholding tax including surcharge on interest	26-11-2020	0.26	73.76	18.98
	ERV	31-03-2021			- 407.03
	At the end of Financial year	31-03-2021	**203.51**	**74.06**	**15,072.15**

(Amount in Lacs)

	Financial Year (Starting from COD)	2020-21 (01.04.2020 to 31.03.2021)			
	1	1	2	3	4
	Mizuho II A	Date	Amount (FC)	Ex. Rate	Amount (INR)
A.	**Currency 1 USD**				
1.	At the date of drawl	01-04-2020	1.57	76.06	119.67
	Loan repayment upto previous period		0.39	76.06	29.69
	Net loan at the Beginning of the period	01-04-2020	1.18	76.06	89.98
2.	Schedule repayment date of principal	28-09-2020	0.39	73.89	29.04
3.	Scheduled payment date of interest	28-09-2020	0.01	73.89	1.00
4.	Witholding tax including surcharge on interest	28-09-2020	0.00	73.45	0.06
5.	Schedule repayment date of principal	26-03-2021	0.39	72.60	28.53
6.	Scheduled payment date of interest	26-03-2021	0.01	72.60	0.43
7.	Witholding tax including surcharge on interest	26-03-2021	0.00	72.14	0.02
	Schedule repayment date of principal				
	Scheduled payment date of interest				
	Witholding tax including surcharge on interest				
	ERV	31-03-2021			- 3.00
	At the end of Financial year	31-03-2021	**0.39**	**74.06**	**29.11**

(Amount in Lacs)

	Financial Year (Starting from COD)	2020-21 (01.04.2020 to 31.03.2021)			
	1	1	2	3	4
	Mizuho II B	Date	Amount (FC)	Ex. Rate	Amount (INR)
A.	**Currency 1 USD**				
1.	At the date of drawl	01-04-2020	71.78	76.06	5,459.28
	Loan repayment upto previous period		17.94	76.06	1,364.82
	Net loan at the Beginning of the period	01-04-2020	53.83	76.06	4,094.46
2.	Schedule repayment date of principal	28-09-2020	17.94	73.89	1,325.79
3.	Scheduled payment date of interest	28-09-2020	0.62	73.89	45.87
4.	Witholding tax including surcharge on interest	28-09-2020	0.04	73.45	2.63
5.	Schedule repayment date of principal	26-03-2021	17.94	72.60	1,302.73
6.	Scheduled payment date of interest	26-03-2021	0.27	72.60	19.74
7.	Witholding tax including surcharge on interest	26-03-2021	0.02	72.14	1.13
	Schedule repayment date of principal				
	Scheduled payment date of interest				
	Witholding tax including surcharge on interest				
	ERV	31-03-2021			- 137.00
	At the end of Financial year	31-03-2021	**17.94**	**74.06**	**1,328.93**

परिमल पीयूष/PARIMAL PIYUSH
अपर महाप्रबन्धक (वित्तीय)
Addl. General Manager (Co ordinator)
एन टी पी सी लिमिटेड/NTPC LIMITED
EGC, A-8A, Sector-24, Noida-201301

Form-4
DETAILS OF FOREIGN LOANS
NTPC LIMITED
Unchahar-IV

(Amount in Lacs)

(Amount in Lacs)

	Financial Year (Starting from COD)	2020-21 (01.04.2020 to 31.03.2021)			
	1	1	2	3	4
	4.25% Eurobonds 2026	Date	Amount (FC)	Ex. Rate	Amount (INR)
A.	Currency 1 USD				
1.	At the date of drawl	01-04-2020	264.76	76.06	20,137.56
	Loan repayment upto previous period				
	Net loan at the Beginning of the period	01-04-2020	264.76	76.06	20,137.56
2.	Schedule repayment date of principal				
3.	Scheduled payment date of interest	26-08-2020	5.63	74.92	421.52
4.	Withholding tax including surcharge on interest	26-08-2020	0.32	74.67	24.26
5.	Schedule repayment date of principal				
6.	Scheduled payment date of interest	26-02-2021	5.63	72.38	407.24
7.	Witholding tax including surcharge on interest	26-02-2021	0.32	72.00	23.39
	ERV	31-03-2021			529.62
	At the end of Financial year	31-03-2021	**264.76**	**74.06**	**19,608.05**

(Amount in Lacs)

	Financial Year (Starting from COD)	2020-21 (01.04.2020 to 31.03.2021)			
	1	1	2	3	4
	2.75% Fixed Rate Notes due 2027	Date	Amount (FC)	Ex. Rate	Amount (INR)
A.	Currency 1 EURO				
1.	At the date of drawl	01-04-2020	229.31	84.43	19,360.70
	Loan repayment upto previous period				
	Net loan at the Beginning of the period	01-04-2020	229.31	84.43	19,360.70
2.	Schedule repayment date of principal				
3.	Scheduled payment date of interest		-		-
4.	Witholding tax including surcharge on interest		-		-
5.	Schedule repayment date of principal				-
6.	Scheduled payment date of interest	01-02-2021	6.31	88.60	558.71
7.	Witholding tax including surcharge on interest	01-02-2021	0.36	88.88	31.56
	ERV	31-03-2021			653.54
	At the end of Financial year	31-03-2021	**229.31**	**87.29**	**20,014.24**

(Amount in Lacs)

	Financial Year (Starting from COD)	2020-21 (01.04.2020 to 31.03.2021)			
	1	1	2	3	4
	7.25% Fixed Rate Notes due 2022 (Masala Bo	Date	Amount (FC)	Ex. Rate	Amount (INR)
A.	Currency 1 INR				
1.	At the date of drawl	01-04-2020	2,00,000.00	1.00	2,00,000.00
	Loan repayment upto previous period				
	Net loan at the Beginning of the period	01-04-2020	2,00,000.00	1.00	2,00,000.00
2.	Prepayment of Principal				
	Prepayment of Interest				
3.	Scheduled payment date of interest	03-05-2020	14,501.93	1.00	14,501.93
4.	Witholding tax including surcharge on interest	03-05-2020	836.36	1.00	836.36
5.	Schedule repayment date of principal	22-12-2020	9,200	1.00	9,200.00
6.	Scheduled payment date of interest	22-12-2020	631.29	1.00	631.29
7.	Witholding tax including surcharge on interest	05-01-2021	36.34	1.00	36.34
	At the end of Financial year	31-03-2021	**1,90,800.00**	**1.00**	**1,90,800.00**

परिमल पीयूष/PARIMAL PIYUSH
अपर महाप्रबन्धक (वाणिज्यिक)
Addl. General Manager (Commercial)
एन टी पी सी लिमिटेड/NTPC LIMITED
EOC, A-8A, Sector-24, Noida-201301 (U.P.)

Form-4
DETAILS OF FOREIGN LOANS
NTPC LIMITED
Unchahar-IV

(Amount in Lacs)

(Amount in Lacs)

Financial Year (Starting from COD)	2020-21 (01.04.2020 to 31.03.2021)			
1	1	2	3	4
JPY Equ. 350Million A	Date	Amount (FC)	Ex. Rate	Amount (INR)
Currency 1 JPY				
At the date of drawl	01-04-2020	2,271.33	0.71	1,605.60
Loan repayment upto previous period				
Net loan at the Beginning of the period	01-04-2020	2,271.33	0.71	1,605.60
Schedule repayment date of principal				
Scheduled payment date of interest	13-04-2020	11.09	0.70	7.77
Witholding tax including surcharge on interest	13-04-2020	0.64	0.68	0.44
Schedule repayment date of principal				
Scheduled payment date of interest	12-10-2020	11.19	0.69	7.77
Witholding tax including surcharge on interest	12-10-2020	0.65	0.69	0.44
ERV	31-03-2021			- 77.00
At the end of Financial year	31-03-2021	**2,271.33**	**0.67**	**1,528.61**

(Amount in Lacs)

Financial Year (Starting from COD)	2020-21 (01.04.2020 to 31.03.2021)			
1	1	2	3	4
JPY Equ. 350Million B	Date	Amount (FC)	Ex. Rate	Amount (INR)
Currency 1 JPY				
At the date of drawl	01-04-2020	2,153.82	0.71	1,522.53
Loan repayment upto previous period				
Net loan at the Beginning of the period	01-04-2020	2,153.82	0.71	1,522.53
Schedule repayment date of principal				
Scheduled payment date of interest	13-04-2020	10.51	0.70	7.36
Witholding tax including surcharge on interest	13-04-2020	0.61	0.68	0.42
Schedule repayment date of principal				
Scheduled payment date of interest	12-10-2020	10.61	0.69	7.37
Witholding tax including surcharge on interest	12-10-2020	0.61	0.69	0.42
ERV	31-03-2021			- 73.01
At the end of Financial year	31-03-2021	**2,153.82**	**0.67**	**1,449.52**

परिमल पीयुष/PARIMAL PIYUSH
अपर महाप्रबन्धक (वाणिज्यिक)
Addl. General Manager (Commercial)
एन टी पी सी लिमिटेड/NTPC LIMITED
EOC, A-8A, Sector-24, Noida-201301 (U.P.)

Form-4
DETAILS OF FOREIGN LOANS
NTPC LIMITED
Unchahar-IV

(Amount in Lacs)

	Financial Year (Starting from COD)	2021-22 (01.04.2021 to 31.03.2022)			
	1	1	2	3	4
	4.375% Eurobonds 2024	Date	Amount (FC)	Ex. Rate	Amount (INR)
A.	**Currency 1 USD**				
1.	At the date of drawl	01-04-2021	203.51	74.06	15,072.16
	Loan repayment upto previous period				
	Net loan at the Beginning of the period	01-04-2021	203.51	74.06	15,072.16
2.	Schedule repayment date of principal				-
3.	Scheduled payment date of interest	26-05-2021	4.45	72.97	324.85
4.	Withholding tax including surcharge on interest	26-05-2021	0.26	72.93	18.75
5.	Schedule repayment date of principal				-
6.	Scheduled payment date of interest	26-11-2021	4.45	74.37	331.10
7.	Withholding tax including surcharge on interest	26-11-2021	0.26	73.92	19.01
	ERV	31-03-2022			461.97
	At the end of Financial year	31-03-2022	**203.51**	**76.33**	**15,534.14**

(Amount in Lacs)

	Financial Year (Starting from COD)	2021-22 (01.04.2021 to 31.03.2022)			
	1	1	2	3	4
	Mizuho II A	Date	Amount (FC)	Ex. Rate	Amount (INR)
A.	**Currency 1 USD**				
1.	At the date of drawl	01-04-2021	1.57	74.06	116.43
	Loan repayment upto previous period		1.18	0.00	-
	Net loan at the Beginning of the period	01-04-2021	0.39	74.06	29.11
2.	Schedule repayment date of principal	27-09-2021	0.39	73.48	28.88
3.	Scheduled payment date of interest	27-09-2021	0.00	73.48	0.22
4.	Withholding tax including surcharge on interest	27-09-2021	0.00	73.39	0.01
5.	Schedule repayment date of principal				
6.	Scheduled payment date of interest				
7.	Withholding tax including surcharge on interest				
	Schedule repayment date of principal				
	Scheduled payment date of interest				
	Withholding tax including surcharge on interest				
	ERV	31-03-2021			0.23
	At the end of Financial year	31-03-2022	-	**76.33**	-

(Amount in Lacs)

	Financial Year (Starting from COD)	2021-22 (01.04.2021 to 31.03.2022)			
	1	1	2	3	4
	Mizuho II B	Date	Amount (FC)	Ex. Rate	Amount (INR)
A.	**Currency 1 USD**				
1.	At the date of drawl	01-04-2021	71.78	74.06	5,315.73
	Loan repayment upto previous period		53.83	74.06	3,986.80
	Net loan at the Beginning of the period	01-04-2021	17.94	74.06	1,328.93
2.	Schedule repayment date of principal	27-09-2021	17.94	73.48	1,318.45
3.	Scheduled payment date of interest	27-09-2021	0.13	73.48	9.89
4.	Withholding tax including surcharge on interest	27-09-2021	0.01	73.39	0.57
5.	Schedule repayment date of principal				
6.	Scheduled payment date of interest				
7.	Withholding tax including surcharge on interest				
	Schedule repayment date of principal				
	Scheduled payment date of interest				
	Withholding tax including surcharge on interest				
	ERV	31-03-2021			10.48
	At the end of Financial year	31-03-2022	-	**76.33**	-

परिमल पीयूष/PARIMAL PIYUSH
अपर महाप्रबंधक (वाणिज्यिक)
Addl. General Manager (Commercial)
एन टी पी सी लिमिटेड/NTPC LIMITED
EOC, A-8A, Sector-24, Noida-201301 (U.P.)

Form-4
DETAILS OF FOREIGN LOANS
NTPC LIMITED
Unchahar-IV

(Amount in Lacs)

(Amount in Lacs)

	Financial Year (Starting from COD)	2021-22 (01.04.2021 to 31.03.2022)			
	1	1	2	3	4
	4.25% Eurobonds 2026	Date	Amount (FC)	Ex. Rate	Amount (INR)
A.	**Currency 1 USD**				
1.	At the date of drawl	01-04-2021	264.76	74.06	19,608.05
	Loan repayment upto previous period				
	Net loan at the Beginning of the period	01-04-2021	264.76	74.06	19,608.05
2.	Schedule repayment date of principal				
3.	Scheduled payment date of interest	26-08-2021	5.63	74.28	417.89
4.	Witholding tax including surcharge on interest	26-08-2021	0.32	73.71	23.95
5.	Schedule repayment date of principal				
6.	Scheduled payment date of interest	26-02-2022	5.63	74.68	420.16
7.	Witholding tax including surcharge on interest	26-02-2022	0.32	74.25	24.13
	ERV	31-03-2022			601.00
	At the end of Financial year	31-03-2022	**264.76**	**76.33**	**20,209.05**

(Amount in Lacs)

	Financial Year (Starting from COD)	2021-22 (01.04.2021 to 31.03.2022)			
	1	1	2	3	4
	2.75% Fixed Rate Notes due 2027	Date	Amount (FC)	Ex. Rate	Amount (INR)
A.	**Currency 1 EURO**				
1.	At the date of drawl	01-04-2021	229.31	87.28	20,014.24
	Loan repayment upto previous period				
	Net loan at the Beginning of the period	01-04-2021	229.31	87.28	20,014.24
2.	Schedule repayment date of principal				-
3.	Scheduled payment date of interest		-		-
4.	Witholding tax including surcharge on interest		-		-
5.	Schedule repayment date of principal				-
6.	Scheduled payment date of interest	01-02-2022	6.31	84.32	531.73
7.	Witholding tax including surcharge on interest	01-02-2022	0.36	83.59	30.44
	ERV	31-03-2022			346.55
	At the end of Financial year	31-03-2022	**229.31**	**86.76**	**19,665.69**

(Amount in Lacs)

	Financial Year (Starting from COD)	2021-22 (01.04.2021 to 31.03.2022)			
	1	1	2	3	4
	7.25% Fixed Rate Notes due 2022 (Masala Bo	Date	Amount (FC)	Ex. Rate	Amount (INR)
A.	**Currency 1 INR**				
1.	At the date of drawl		1,90,800.00	1.00	1,90,800.00
	Loan repayment upto previous period				
	Net loan at the Beginning of the period	01-04-2021	1,90,800.00	1.00	1,90,800.00
2.	Prepayment of Principal				-
	Prepayment of interest				
3.	Scheduled payment date of interest	03-05-2021	13,831.13	1.00	13,831.13
4.	Witholding tax including surcharge on interest	03-05-2021	789.02	1.00	789.02
5.	Schedule repayment date of principal				-
6.	Scheduled payment date of interest		-		-
7.	Witholding tax including surcharge on interest		-		-
	At the end of Financial year	31-03-2022	**1,90,800.00**	**1.00**	**1,90,800.00**

परिमल पीयूष/PARIMAL PIYUSH
अपर महाप्रबन्धक (वाणिज्यिक)
Addl. General Manager (Commercial)
एन टी पी सी लिमिटेड/NTPC LIMITED
EOC, A-8A, Sector-24, Noida-201301 (U.P.)

Form-4
DETAILS OF FOREIGN LOANS
NTPC LIMITED
Unchahar-IV

(Amount in Lacs)

Financial Year (Starting from COD)	2021-22 (01.04.2021 to 31.03.2022)			
1	1	2	3	4
JPY Equ. 350Million A	Date	Amount (FC)	Ex. Rate	Amount (INR)
Currency 1 JPY				
At the date of drawl	01-04-2021	2,271.33	0.67	1,528.81
Loan repayment upto previous period				
Net loan at the Beginning of the period	01-04-2021	2,271.33	0.67	1,528.81
Schedule repayment date of principal				
Scheduled payment date of interest	12-04-2021	10.91	0.68	7.39
Witholding tax including surcharge on interest	12-04-2021	0.63	0.66	0.41
Schedule repayment date of principal				
Scheduled payment date of interest	11-10-2021	10.91	0.67	7.28
Witholding tax including surcharge on interest	11-10-2021	0.63	0.66	0.42
ERV	31-03-2022			- 102.21
At the end of Financial year	31-03-2022	**2,271.33**	**0.63**	**1,426.40**

(Amount in Lacs)

Financial Year (Starting from COD)	2021-22 (01.04.2021 to 31.03.2022)			
1	1	2	3	4
JPY Equ. 350Million B	Date	Amount (FC)	Ex. Rate	Amount (INR)
Currency 1 JPY				
At the date of drawl	01-04-2021	2,153.82	0.67	1,449.52
Loan repayment upto previous period				
Net loan at the Beginning of the period	01-04-2021	2,153.82	0.67	1,449.52
Schedule repayment date of principal				
Scheduled payment date of interest	12-04-2021	10.34	0.68	7.00
Witholding tax including surcharge on interest	12-04-2021	0.60	0.66	0.39
Schedule repayment date of principal				
Scheduled payment date of interest	11-10-2021	10.34	0.67	6.90
Witholding tax including surcharge on interest	11-10-2021	0.60	0.66	0.39
ERV	31-03-2022			- 96.92
At the end of Financial year	31-03-2022	**2,153.82**	**0.63**	**1,352.60**

परिमल पीयूष/PARIMAL PIYUSH
अपर महाप्रबन्धक (वाणिज्यिक)
Addl. General Manager (Commercial)
एन टी पी सी लिमिटेड/NTPC LIMITED
EOC, A-8A, Sector-24, Noida-201301 (U.P.)

परिमल पीयूष/PARIMAL PIYUSH
Addl. General Manager (Commercial)
EOC, A-8A, Sector-24, Noida-201301 (U.P.)

Form-4

DETAILS OF FOREIGN LOANS

NTPC LIMITED

Unchahar-IV

(Amount in Lacs)

	Financial Year (Starting from COD)	2022-23 (01.04.2022 to 31.03.2023)			
	1	1	2	3	4
	4.375% Eurobonds 2024	Date	Amount (FC)	Ex. Rate	Amount (INR)
A.	**Currency 1 USD**				
1.	At the date of drawl	01-04-2022	203.51	76.33	15,534.14
	Loan repayment upto previous period				
	Net loan at the Beginning of the period	01-04-2022	203.51	76.33	15,534.14
2.	Schedule repayment date of principal				-
3.	Scheduled payment date of interest	26-05-2022	4.45	77.65	345.68
4.	Withholding tax including surcharge on interest	26-05-2022	0.26	75.93	19.52
5.	Schedule repayment date of principal				-
6.	Scheduled payment date of interest	26-11-2022	4.45	81.80	364.14
7.	Withholding tax including surcharge on interest	26-11-2022	0.26	81.35	20.92
	ERV	31-03-2023			1,304.52
	At the end of Financial year	31-03-2023	**203.51**	**82.74**	**16,838.65**

	Financial Year (Starting from COD)
	1
	Mizuho II A
A.	**Currency 1 USD**
1.	At the date of drawl
	Loan repayment upto previous period
	Net loan at the Beginning of the period
2.	Schedule repayment date of principal
3.	Scheduled payment date of interest
4.	Withholding tax including surcharge on interest
5.	Schedule repayment date of principal
6.	Scheduled payment date of interest
7.	Withholding tax including surcharge on interest
	Schedule repayment date of principal
	Scheduled payment date of interest
	Withholding tax including surcharge on interest
	ERV
	At the end of Financial year

	Financial Year (Starting from COD)
	1
	Mizuho II B
A.	**Currency 1 USD**
1.	At the date of drawl
	Loan repayment upto previous period
	Net loan at the Beginning of the period
2.	Schedule repayment date of principal
3.	Scheduled payment date of interest
4.	Withholding tax including surcharge on interest
5.	Schedule repayment date of principal
6.	Scheduled payment date of interest
7.	Withholding tax including surcharge on interest
	Schedule repayment date of principal
	Scheduled payment date of interest
	Withholding tax including surcharge on interest
	ERV
	At the end of Financial year

परिमल पीयूष/PARIMAL PIYUSH
अपर महाप्रबन्धक (वाणिज्यिक)
Addl. General Manager (Commercial)
एन टी पी सी लिमिटेड/NTPC LIMITED
EOC, A-8A, Sector-24, Noida-201301 (U.P.)

Form-4
DETAILS OF FOREIGN LOANS
NTPC LIMITED
Unchahar-IV

(Amount in Lacs)

(Amount in Lacs)

	Financial Year (Starting from COD)	2022-23 (01.04.2022 to 31.03.2023)			
	1	1	2	3	4
	4.25% Eurobonds 2026	Date	Amount (FC)	Ex. Rate	Amount (INR)
A.	Currency 1 USD				
1.	At the date of drawl	01-04-2022	264.76	76.33	20,209.05
	Loan repayment upto previous period				
	Net loan at the Beginning of the period	01-04-2022	264.76	76.33	20,209.05
2.	Schedule repayment date of principal				
3.	Scheduled payment date of interest	26-08-2022	5.63	79.89	449.47
4.	Witholding tax including surcharge on interest	26-08-2022	0.32	79.64	25.55
5.	Schedule repayment date of principal				
6.	Scheduled payment date of interest	26-02-2023	5.63	82.80	465.82
7.	Witholding tax including surcharge on interest	26-02-2023	0.32	82.42	26.78
	ERV	31-03-2023			1,697.10
	At the end of Financial year	31-03-2023	**264.76**	**82.74**	**21,906.15**

(Amount in Lacs)

	Financial Year (Starting from COD)	2022-23 (01.04.2022 to 31.03.2023)			
	1	1	2	3	4
	2.75% Fixed Rate Notes due 2027	Date	Amount (FC)	Ex. Rate	Amount (INR)
A.	Currency 1 EURO				
1.	At the date of drawl	01-04-2022	229.31	85.76	19,665.69
	Loan repayment upto previous period				
	Net loan at the Beginning of the period	01-04-2022	229.31	85.76	19,665.69
2.	Schedule repayment date of principal				-
3.	Scheduled payment date of interest		-		-
4.	Witholding tax including surcharge on interest		-		-
5.	Schedule repayment date of principal				-
6.	Scheduled payment date of interest	01-02-2023	6.31	86.68	550.22
7.	Witholding tax including surcharge on interest	01-02-2023	0.36	86.87	31.64
	ERV	31-03-2023			1,171.78
	At the end of Financial year	31-03-2023	**229.31**	**90.87**	**20,837.46**

(Amount in Lacs)

	Financial Year (Starting from COD)	2022-23 (01.04.2022 to 31.03.2023)			
	1	1	2	3	4
	7.25% Fixed Rate Notes due 2022 (Masala Bor	Date	Amount (FC)	Ex. Rate	Amount (INR)
A.	Currency 1 INR				
1.	At the date of drawl		1,90,800.00	1.00	1,90,800.00
	Loan repayment upto previous period				
	Net loan at the Beginning of the period	01-04-2022	1,90,800.00	1.00	1,90,800.00
2.	Prepayment of Principal	03-05-2022	1,90,800.00	1.00	1,90,800.00
	Prepayment of interest				
3.	Scheduled payment date of interest	03-05-2022	13,833.00	1.00	13,833.00
4.	Witholding tax including surcharge on interest	03-05-2022	792.43	1.00	792.43
5.	Schedule repayment date of principal				-
6.	Scheduled payment date of interest		-		-
7.	Witholding tax including surcharge on interest		-		-
	At the end of Financial year	31-03-2023	-	**1.00**	-

परिमल पीयूष/PARIMAL PIYUSH
अपर महाप्रबन्धक (वाणिज्यिक)
Addl. General Manager (Commercial)
एन टी पी सी लिमिटेड/NTPC LIMITED
EOC, A-8A, Sector-24, Noida-201301 (U.P.)

Form-4
DETAILS OF FOREIGN LOANS
NTPC LIMITED
Unchahar-IV

(Amount in Lacs)

(Amount in Lacs)

Financial Year (Starting from COD)	2022-23 (01.04.2022 to 31.03.2023)			
1	1	2	3	4
JPY Equ. 350Million A	Date	Amount (FC)	Ex. Rate	Amount (INR)
Currency 1 JPY				
At the date of draw	01-04-2022	2,271.33	0.63	1,426.40
Loan repayment upto previous period				
Net loan at the Beginning of the period	01-04-2022	2,271.33	0.63	1,426.40
Schedule repayment date of principal				
Scheduled payment date of interest	11-04-2022	10.91	0.61	6.69
Witholding tax including surcharge on interest	11-04-2022	0.63	0.51	0.39
Schedule repayment date of principal				
Scheduled payment date of interest	12-07-2022	5.44	0.58	3.18
Witholding tax including surcharge on interest	12-07-2022	0.31	0.58	0.18
	12-10-2022	5.44	0.57	3.09
	12-10-2022	0.31	0.56	0.16
	12-01-2023	5.44	0.62	3.39
	12-01-2023	0.31	0.62	0.19
ERV	31-03-2023			3.86
At the end of Financial year	31-03-2023	2,271.33	0.63	1,422.54

(Amount in Lacs)

Financial Year (Starting from COD)	2022-23 (01.04.2022 to 31.03.2023)			
1	1	2	3	4
JPY Equ. 350Million B	Date	Amount (FC)	Ex. Rate	Amount (INR)
Currency 1 JPY				
At the date of draw	01-04-2022	2,153.82	0.63	1,352.60
Loan repayment upto previous period				
Net loan at the Beginning of the period	01-04-2022	2,153.82	0.63	1,352.60
Schedule repayment date of principal				
Scheduled payment date of interest	11-04-2022	10.34	0.61	6.35
Witholding tax including surcharge on interest	11-04-2022	0.60	0.61	0.37
Schedule repayment date of principal				
Scheduled payment date of interest	12-07-2022	5.16	0.58	3.01
Witholding tax including surcharge on interest	12-07-2022	0.30	0.58	0.17
	12-10-2022	5.16	0.57	2.93
	12-10-2022	0.30	0.56	0.17
	12-01-2023	5.16	0.62	3.21
	12-01-2023	0.30	0.62	0.18
ERV	31-03-2023			3.66
At the end of Financial year	31-03-2023	2,153.82	0.63	1,348.94

परिमल पीयूष/PARIMAL PIYUSH
अपर महाप्रबंधक (वाणिज्यिक)
Addl. General Manager (Commercial)
एन टी पी सी लिमिटेड/NTPC LIMITED
EOC, A-8A, Sector-24, Noida-201301 (U.P.)

Form-4

DETAILS OF FOREIGN LOANS

NTPC LIMITED

Unchahar-IV

(Amount in Lacs)

	Financial Year (Starting from COD)	**2023-24 (01.04.2023 to 31.03.2024)**			
	1	1	2	3	4
	4.375% Eurobonds 2024	Date	Amount (FC)	Ex. Rate	Amount (INR)
A.	**Currency 1 USD**				
1.	At the date of drawl	01-04-2023	203.51	82.74	16,838.65
	Loan repayment upto previous period				
	Net loan at the Beginning of the period	01-04-2023	203.51	82.74	16,838.65
2.	Schedule repayment date of principal				-
3.	Scheduled payment date of interest	26-05-2023	4.45	82.80	368.53
4.	Witholding tax including surcharge on interest	26-05-2023	0.26	81.94	21.07
5.	Schedule repayment date of principal				-
6.	Scheduled payment date of interest	26-11-2023	4.45	83.34	370.99
7.	Witholding tax including surcharge on interest	26-11-2023	0.26	82.91	21.32
	ERV	31-03-2024			246.25
	At the end of Financial year	31-03-2024	**203.51**	**83.95**	**17,084.90**

	Financial Year (Starting from COD)	
	1	
	Mizuho II A	
A.	**Currency 1 USD**	
1.	At the date of drawl	
	Loan repayment upto previous period	
	Net loan at the Beginning of the period	
2.	Schedule repayment date of principal	
3.	Scheduled payment date of interest	
4.	Witholding tax including surcharge on interest	
5.	Schedule repayment date of principal	
6.	Scheduled payment date of interest	
7.	Witholding tax including surcharge on interest	
	Schedule repayment date of principal	
	Scheduled payment date of interest	
	Witholding tax including surcharge on interest	
	ERV	
	At the end of Financial year	

	Financial Year (Starting from COD)	
	1	
	Mizuho II B	
A.	**Currency 1 USD**	
1.	At the date of drawl	
	Loan repayment upto previous period	
	Net loan at the Beginning of the period	
2.	Schedule repayment date of principal	
3.	Scheduled payment date of interest	
4.	Witholding tax including surcharge on interest	
5.	Schedule repayment date of principal	
6.	Scheduled payment date of interest	
7.	Witholding tax including surcharge on interest	
	Schedule repayment date of principal	
	Scheduled payment date of interest	
	Witholding tax including surcharge on interest	
	ERV	
	At the end of Financial year	

परिमल पीयूष/PARIMAL PIYUSH
अपर महाप्रबन्धक (वाणिज्यिक)
Addl. General Manager (Commercial)
एन टी पी सी लिमिटेड/NTPC LIMITED
EOC, A-8A, Sector-24, Noida-201301 (U.P.)

Form-4
DETAILS OF FOREIGN LOANS
NTPC LIMITED
Unchahar-IV

(Amount in Lacs)

(Amount in Lacs)

	Financial Year (Starting from COD)	2023-24 (01.04.2023 to 31.03.2024)			
	1	1	2	3	4
	4.25% Eurobonds 2026	Date	Amount (FC)	Ex. Rate	Amount (INR)
A.	Currency 1 USD				
1.	At the date of drawl	01-04-2023	264.76	82.74	21,906.15
	Loan repayment upto previous period				
	Net loan at the Beginning of the period	01-04-2023	264.76	82.74	21,906.15
2.	Schedule repayment date of principal				
3.	Scheduled payment date of interest	26-08-2023	5.63	82.94	466.61
4.	Withholding tax including surcharge on interest	26-08-2023	0.32	82.43	26.78
5.	Schedule repayment date of principal				
6.	Scheduled payment date of interest	26-02-2024	5.63	82.90	466.43
7.	Withholding tax including surcharge on interest	26-02-2024	0.32	82.51	26.81
	ERV	31-03-2024			320.36
	At the end of Financial year	31-03-2024	**264.76**	**83.85**	**22,226.51**

(Amount in Lacs)

	Financial Year (Starting from COD)	2023-24 (01.04.2023 to 31.03.2024)			
	1	1	2	3	4
	2.75% Fixed Rate Notes due 2027	Date	Amount (FC)	Ex. Rate	Amount (INR)
A.	Currency 1 EURO				
1.	At the date of drawl	01-04-2023	229.31	90.87	20,837.46
	Loan repayment upto previous period				
	Net loan at the Beginning of the period	01-04-2023	229.31	90.87	20,837.46
2.	Schedule repayment date of principal				-
3.	Scheduled payment date of interest		-		-
4.	Withholding tax including surcharge on interest		-		-
5.	Schedule repayment date of principal				-
6.	Scheduled payment date of interest	01-02-2024	6.31	90.13	568.39
7.	Withholding tax including surcharge on interest	01-02-2024	0.36	88.99	32.41
	ERV	31-03-2024			146.76
	At the end of Financial year	31-03-2024	**229.31**	**91.51**	**20,984.22**

	Financial Year (Starting from COD)
	1
	7.25% Fixed Rate Notes due 2022 (Masala Bo
A.	Currency 1 INR
1.	At the date of drawl
	Loan repayment upto previous period
	Net loan at the Beginning of the period
2.	Prepayment of Principal
	Prepayment of interest
3.	Scheduled payment date of interest
4.	Withholding tax including surcharge on interest
5.	Schedule repayment date of principal
6.	Scheduled payment date of interest
7.	Withholding tax including surcharge on interest
	At the end of Financial year

परिमल पीयूष/PARIMAL PIYUSH
अपर महाप्रबन्धक (वाणिज्यिक)
Addl. General Manager (Commercial)
एन टी पी सी लिमिटेड/NTPC LIMITED
ECC, A-8A, Sector-24, Noida-201301 (U.P.)

Form-4
DETAILS OF FOREIGN LOANS
NTPC LIMITED
Unchahar-IV

(Amount in Lacs)

(Amount in Lacs)

Financial Year (Starting from COD)	2023-24 (01.04.2023 to 31.03.2024)			
1	1	2	3	4
JPY Equ. 350Million A	Date	Amount (FC)	Ex. Rate	Amount (INR)
Currency 1 JPY				
At the date of drawl	01-04-2023	2,271.33	0.63	1,422.54
Loan repayment upto previous period				
Net loan at the Beginning of the period	01-04-2023	2,271.33	0.63	1,422.54
Schedule repayment date of principal				
Scheduled payment date of interest	12-04-2023	5.32	0.62	3.32
Witholding tax including surcharge on interest	12-04-2023	0.31	0.61	0.19
Schedule repayment date of principal				
Scheduled payment date of interest	12-07-2023	5.38	0.58	3.11
Witholding tax including surcharge on interest	12-07-2023	0.31	0.57	0.18
	12-10-2023	5.44	0.56	3.04
	12-10-2023	0.31	0.55	0.17
			0.56	
	12-01-2024	5.44	0.58	3.18
	12-01-2024	0.31	0.57	0.18
ERV	31-03-2024			- 156.04
At the end of Financial year	31-03-2024	**2,271.33**	**0.56**	**1,268.49**

(Amount in Lacs)

Financial Year (Starting from COD)	2023-24 (01.04.2023 to 31.03.2024)			
1	1	2	3	4
JPY Equ. 350Million B	Date	Amount (FC)	Ex. Rate	Amount (INR)
Currency 1 JPY				
At the date of drawl	01-04-2023	2,153.82	0.63	1,348.94
Loan repayment upto previous period				
Net loan at the Beginning of the period	01-04-2023	2,153.82	0.63	1,348.94
Schedule repayment date of principal				
Scheduled payment date of interest	12-04-2023	5.05	0.62	3.15
Witholding tax including surcharge on interest	12-04-2023	0.29	0.61	0.18
Schedule repayment date of principal				
Scheduled payment date of interest	12-07-2023	5.10	0.58	2.95
Witholding tax including surcharge on interest	12-07-2023	0.29	0.57	0.17
	12-10-2023	5.16	0.56	2.88
	12-10-2023	0.30	0.55	0.17
			0.58	
	12-01-2024	5.16	0.58	3.01
	12-01-2024	0.30	0.57	0.17
ERV				- 147.97
At the end of Financial year	31-03-2024	**2,153.82**	**0.56**	**1,200.97**

परिमल पीयूष/PARIMAL PIYUSH
अपर महाप्रबंधक (वाणिज्यिक)
Addl. General Manager (Commercial)
एन टी पी सी लिमिटेड/NTPC LIMITED
EOC, A-8A, Sector-24, Noida-201301 (U.P.)

Form-4

DETAILS OF FOREIGN LOANS

(Details only in respect of loans applicable to the project under petition)

Name of the company		**NTPC LIMITED**					
Name of the Power Station							
Exchange Rate as on	31-03-2019	USD = Rs.	69.77	EUR = Rs.	78.84	JPY = Rs.	0.6343
Exchange Rate as on	31-03-2020	USD = Rs.	76.06	EUR = Rs.	84.43	JPY = Rs.	0.7069
Exchange Rate as on	31-03-2021	USD = Rs.	74.06	EUR = Rs.	87.28	JPY = Rs.	0.6730
Exchange Rate as on	31-03-2022	USD = Rs.	76.33	EUR = Rs.	85.76	JPY = Rs.	0.6280
Exchange Rate as on	31-03-2023	USD = Rs.	82.74	EUR = Rs.	90.87	JPY = Rs.	0.6263
Exchange Rate as on	31-03-2024	USD = Rs.	83.95	EUR = Rs.	91.51	JPY = Rs.	0.5576

परिमल पीयूष/PARIMAL PIYUSH
अपर महाप्रबन्धक (वाणिज्यिक)
Addl. General Manager (Commercial)
एन टी पी सी लिमिटेड/NTPC LIMITED
EOC, A-8A, Sector-24, Noida-201301 (U.P.)

PART 1
FORM- 5

Abstract of Admitted Capital Cost for the existing Projects

Name of the Company :	**NTPC Limited**
Name of the Power Station :	**Unchahar Stage-IV**

Last date of order of Commission for the project	**Date (DD-MM-YYYY)**	15-04-2022,Review order date:29-03-2023
Reference of petition no. in which the above order was passed	**Petition no.**	3/GT/2021
Following details (whether admitted and /or considered) as on the last date i e **31.03.2024** of the period for which tariff is approved, in the above order by the Commission:		
Capital cost	**(Rs. in lakh)**	2,90,142.51
Amount of un-discharged liabilities included in above (& forming part of admitted capital cost)		
Amount of un-discharged liabilities corresponding to above admitted capital cost (but not forming part of admitted capital cost being allowed on cash basis)		29,924.07
Gross Normative Debt		2,03,099.76
Cumulative Repayment		95,353.17
Net Normative Debt		1,07,746.59
Normative Equity		87,042.75
Cumulative Depreciation		95,353.17
Freehold land		-

(Petitioner)

परिमल पीयूष/PARIMAL PIYUSH
अपर महाप्रबन्धक (वाणिज्यिक)
Addl. General Manager (Commercial)
एन टी पी सी लिमिटेड/NTPC LIMITED
EOC, A-8A, Sector-24, Noida-201301 (U.P.)

PART 1
FORM- 5A

Abstract of Claimed Capital Cost for the existing Projects

Name of the Company :	**NTPC Limited**
Name of the Power Station :	**Unchahar Stage-IV**

Reference of Final True-up Tariff Petition	**Affidavit dated**	16-11-2024
Capital Cost as on 31.03.2024 as per Hon'ble Commission's Order cated 29.03.2023 in 3/GT/2021	**Rs. Lakhs**	2,90,142.51
Adjustment as per Para (7) of this petition		20368.42
Following details as considered by the Petitioner as on the last date of the period **i.e 31.03.2024** for which final true-up tariff is claimed		
Capital cost	**(Rs. in lakh)**	310506.93
Amount of un-discharged liabilities included in above (& forming part of admitted capital cost)		
Amount of un-discharged liabilities corresponding to above admitted capital cost (but not forming part of admitted capital cost being allowed on cash basis)		19928.46
Gross Normative Debt		2,17,356.25
Cumulative Repayment		93,383.96
Net Normative Debt		1,23,972.29
Normative Equity		93,152.68
Cumulative Depreciation		93,383.96
Freehold land		0.00

(Petitioner)

परिमल पीयूष/PARIMAL PIYUSH
अपर महाप्रबन्धक (वाणिज्यिक)
Addl. General Manager (Commercial)
एन टी पी सी लिमिटेड/NTPC LIMITED
EOC, A-8A, Sector-24, Noida-201301 (U.P.)

PART-I
FORM- 9A
Additional Form

Year wise Statement of Additional Capitalisation after COD

Name of the Petitioner	NTPC Limited
Name of the Generating Station	Unchahar Stage-IV
COD	30-09-2017
For Financial Year	2019-24 (Summary)

Amount in Rs Lakh

Sl. No	Head of Work /Equipment	ACE Claimed (Actual)					Justification and Regulation Regulations under which claimed	Admitted Cost by the Commission, if any
		2019-20	2020-21	2021-22	2022-23	2023-24		
1	2	3	4	5	6	7	8	9
A.	Works under Original scope, Change in Law etc. eligible for RoE at Normal Rate							
1	Items Claimed							
A	EPC Package	2,647.34	1,994.68	401.02	24.98	18,136.17	Please refer respective financial Year Form 9A for Justification and Regulation under which Claimed	49,704.00
B	Township Package				14.86	2,422.56		4,258.35
C	Bioinfiltration Plant			11.18				
D	Roof Top solar on different buildings of Stage-II			144.38				
E	AQC Implementation			30.46		0.02		
F	Ash Dyke raising			1,692.60	130.58			1,392.00
G	Sewage Treatment Plant					357.06		
H	RTU System				13.63			
	Sub Total	2,647.34	1,994.68	2,285.63	169.91	20,975.23		
I	Capitalisation of Spares	2,288.55	1,381.28	2,089.51	2,421.94	370.99		
J	Decapitalisation of Spares	-175.19	-249.00	-36.12	-84.65	-107.98		
J	Capitalisation of MSOA	89.79	64.74	164.84	810.41	677.46		35,354.35
K	Decapitalisation of MSOA	-82.80	-23.19	-	-115.17	-90.26		-
L	Discharge of Liability	7,925.08	388.47	3,614.41	5,251.06	973.04		
	Total (A)	12,732.82	4,064.97	8,089.26	8,473.20	22,718.43		35,354.35
B.	Works beyond Original scope exluding add-cap due to Change in Law eligible for RoE at Wtd. Average rate of interest							
1	Items Claimed			NIL				
	Total (B)	-	-	-	-	-		
Total Add. Cap. Claimed (A+B)		12,732.82	4,064.97	8,089.26	8,473.20	22,718.43		

(Petitioner)

परिमल पीयूष/PARIMAL PIYUSH
अपर महाप्रबन्धक (वाणिज्यिक)
Addl. General Manager (Commercial)
एन टी पी सी लिमिटेड/NTPC LIMITED
EOC, A-8A, Sector-24, Noida-201301 (U.P.)

Year wise Statement of Additional Capitalisation after COD										PART-I FORM- 5A
Name of the Petitioner					NTPC Limited					
Name of the Generating Station					Unchahar Stage IV					
Station COD					30-09-2017					
For Financial Year					2021-22					
		ACE Claimed (Actual for 2021-22)							Amount in Rs Lakh	
Sl. No.	Head of Work (Equipment)	Accrual basis as per Note 2	Ind AS Adj.	Accrual Basis as per IGAAP	Un-discharged Liability included in col. 3	Cash basis	IDC included in col. 3	Regulations under which claimed	Justification	Admitted Cost by the Commission, if any
1	2	3	3A	3B = 3+3A	4	5= (3B-4)	6	7	8	9
A	Claimed Items									
A1	EPC Packages									
1	Plant And Equipment									
a	STEAM GENERATOR PACKAGE	492.43	-	492.43	-	492.43		3d(1)(b) read with Regulation 7b	These are actual capitalisation of the balance work within the original scope of work, including Adjustment, ERV & Final Reconciliation of the Item of Contract costing, which have been deferred for execution but within the cut-off date. Hon'ble Commission has allowed the works under the said heads vide Order dtd 10.4.2022 in Petition 3/OT/2021 It is respectfully submitted that the COVID-19 pandemic adversely affected the project timeline due to limitations in specialised manpower, equipment, and spare parts, causing workflow disruptions and delays. Consequently, the capitalisation achieved during this period fell short of the projections outlined in the main petition.	14/Nov 2024-25 Pc
b	TURBINE GENERATOR PACKAGE	62.38	-	62.38	-	62.38	-			
2	BOP Mechanical									
a	AC & VENTILATION SYSTEM-UNIT		-	-	-	-	-			
b	COOLING TOWER- UNIT	-0.58	-	-0.58	-	-0.58	-			
c	CW SYSTEM AND MISC PUMPS- UNIT	74.33		74.33	74.33	-	-			
d	DM PLANT- UNIT	65.07	-	65.07	65.07	-	-			
e	STATION PIPING- UNIT	87.98	-	87.98	87.98	-	-			
3	BOP Electrical									
a	STATION LIGHTING- UNIT	63.65	-	63.65	0.51	63.14	-			
b	ELECT EQUIPMENT & CABLING- UNIT 6	161.02	-	161.02	144.17	16.83				
c	FIRE DETECTON & PROTECTION SYSTEM- UNIT 6	25.29	-	25.29	9.02	10.27				
d	SWITCHYARD- UNIT	1.64	-	1.64	-	1.64	-			
e	TRANSFORMER- UNIT	-	-	-	-	-	-			
4	C&I Package	-	-	-	-	-				
	C&I SYSTEM - UNIT	69.75	-	69.75	-	69.75	-			
5	Civil Works	-	-	-	-	-	-			
a	Main plant Civil work-SG	581.38	-	581.38	581.38	-	-			
b	Main plant Civil work-TG	581.30	-	581.30	581.30	-	-			
c	OFFSITE CIVIL- UNIT 6	43.50	-	43.50	-	43.50				
d	ASH HANDLING PLANT UNIT	422.78		422.78	-	422.78				
e	Main plant Structural work	946.25	-	946.25	-	946.25				

परिमल पीयूष/PARIMAL PIYUSH
अपर महाप्रबन्धक (वाणिज्यिक)
Addl. General Manager (Commercial)
एन टी पी सी लिमिटेड/NTPC LIMITED
EOC, A-8A, Sector-24, Noida-201301 (U.P.)

Year wise Statement of Additional Capitalisation after COD										PART-I FORM- 9A
Name of the Petitioner					NTPC Limited					
Name of the Generating Station					Unchahar Stage-IV					
Station COD					30.09.2017					
For Financial Year					2021-22					
		ACE Claimed (Actual for 2021-22)							Amount in Rs Lakh	
Sl. No.	Head of Work /Equipment	Accrual basis as per Note 2	Ind AS Adj.	Accrual Basis as per IGAAP	Un-discharged Liability included in col. 2	Cash basis	IDC included in col. 2	Regulations under which claimed	Justification	Admitted Cost by the Commission, if any
1	2	3	3A	3B = 3+3A	4	5= (3B-4)	6	7	8	9
f	Chimney	162.94		162.94	162.94	-			These are actual capitalisation of the balance work within the original scope of work, including Adjustment, ERV & Final Reconciliation at the time of Contract closing, which have been ordered for execution but within the cut off date. Hon'ble Commission has allowed the works under the said heads vide Order dtd 15.4.2022 in Petition 3/GT/2021. It is successfully submitted that the COVID-19 pandemic adversely affected the project timeline due to limitations in specialised manpower, equipment, and spare parts, causing workflow disruptions and delays. Consequently, the capitalisation achieved during this period fell short of the projections outlined in the main petition.	
g	CHP	462.21	-	462.21	-	462.21				
h	Boundary Wall	21.12	-	21.12	0.00	27.83				
i	Electro state (excavator)	1.87	-	1.87	-	1.87				
j	MS STEEL RACKS FOR CENTRAL STORES	3.62	-	3.62	-	3.62				
k	HEAVY SPARES COVERED SHED	-	-	-	-	-				
	Subtotal	4,358.35	-	4,358.35	1,711.01	2,647.34	-			
42	Initial Spares	2,208.72	-	2,208.72	0.18	2,208.72	-	24(1)(b) read with 76	Capital spares were procured in early 2016-17, with expected delivery before the cutoff date based on the supplier's lead time. However, several factors contributed to delays in the delivery of certain spares. These included the implementation of GST in 2017, which necessitated order modifications to align with the new tax structure, leading to initial delays due to associated complications. Additionally, high order volumes at the vendor, resulting from a surge in power projects during that period, and the subsequent strain on the supplier's financial position due to the COVID-19 pandemic and disruption of supply chains and normal business operations in post cloud period, exacerbated the situation. It is important to note that the delivery of capital spares is a non-COD process. Despite diligent efforts to expedite the process, delays occurred due to circumstances beyond the Petitioner's control. Furthermore, the delayed capitalisation post cutoff date resulted in lower tariffs for beneficiaries during the initial operational period. Hon'ble Commission may be pleased to allow the same under 24(1)(b) read with Regulation 26.	

परिमल पीयूष/PARIMAL PIYUSH
अपर महाप्रबन्धक (वाणिज्यिक)
Addl. General Manager (Commercial)
एन टी पी सी लिमिटेड/NTPC LIMITED
EOC, A-8A, Sector-24, Noida-201301 (U.P.)

Year wise Statement of Additional Capitalisation after COD

PART-I
FORM- 9A

Name of the Petitioner	NTPC Limited
Name of the Generating Station	Dhirubhai Stage-V
Station COD	30-05-2017
For Financial Year	2021-22

Sl. No	Head of Work / Equipment	ACE Claimed (Actual for 2021-22)							Amount in Rs Lakh	
		Accrual basis as per Note 2	Ind AS Adj.	Accrual Basis as per IGAAP	Un-discharged Liability included in col. 3	Cash basis	IDC included in col. 3	Regulations under which claimed	Justification	Admitted Cost by the Commission, if any
1	2	3	3A	3B = 3+3A	4	5= (3B-4)	6	7	8	9
A1	WBOA Items									
1	Plant and Machinery of WBOA Nature	73.39		73.39	2.93	70.34	-	24(1)(b) read with Regulation 79	These expenditure pertains to balance Capitalisation of WBOA items under original scope. These are low value expenditure for assets required for the efficient, smooth and safe working of the station. However, due to the unprecedented challenges posed by the COVID-19 pandemic, including repeated lockdowns, subsequent waves, and ongoing uncertainties, the projected capitalisation could not be completed within the original timeframe and necessitated an extension. Importantly, these non-COD related capitalizations, delayed beyond the cutoff date, do not impact interest of beneficiaries. Instead, these delayed capitalizations protect beneficiaries from upfront tariff increases and impose no additional financial burden. Hon'ble Commission may be pleased to allow the same under 24(1)(b) read with Regulation 79.	
2	Furniture and Fixtures	5.74		5.74		5.74	-			
3	EDP, WP Machines, SATCOM	3.70		3.70		3.70	-			
4	Other Office Equipments	0.69		0.69		0.69	-			
5	Vehicles including Speedboats	0.39		0.39		0.39	-			
6	Construction Equipment	3.57		3.57	3.57	-	-			
7	Electrical Installations	-		-		-	-			
8	Communication Equipments	5.80		5.80		5.80	-			
9	Hospital Equipment	(0.14)		(0.14)	-	(0.14)	-			
	Software	1.20		1.20		1.20	-			
	Subtotal	99.34	-	99.34	6.50	92.79	-			
	Subtotal Add Cap	8,743.36	-	8,743.36	1,717.68	6,925.64	-			
	Decap of Spares	(175.19)		(175.19)		(175.19)	-			
A4	Decap Of WBOA									
1	EDP, WP Machines, SATCOM	(51.77)	(1.17)	(52.95)		(52.95)	-	26(2)	These spares/WBOAs were part of capital cost, have become unserviceable. Accordingly the same are decapitalised.	
	Subtotal	(51.77)	(1.17)	(52.95)	-	(52.95)	-			
	Subtotal: Add/ Cap	8,516.40	(1.17)	8,515.23	1,717.68	6,797.54	-			
A5	Add: Discharge of liability corresponding to allowed claimed works					7,930.08		24 (1) (a)	Details in Form 9 i.e. Liability Flow Statement	
	Total Addcap On Cash Basis					12,727.62				

(Petitioner)

परिमल पीयूष/PARIMAL PIYUSH
अपर महाप्रबन्धक (वाणिज्यिक)
Addl. General Manager (Commercial)
एन टी पी सी लिमिटेड/NTPC LIMITED
EOC, A-8A, Sector-24, Noida-201301 (U.P.)

Year wise Statement of Additional Capitalisation after COD

Name of the Petitioner	NTPC Limited	PART-I
Name of the Generating Station	Unchahar Stage-IV	FORM- 9A
Station COD	30-09-2017	
For Financial Year	2021-22	

Sl. No.	Head of Work /Equipment	ACE Claimed (Actual for 2021-22)							Amount in Rs Lakh	
		Accrual basis as per Note 2	Ind AS Adj.	Accrual Basis as per IGAAP	Un-discharged Liability included in col. 3	Cash basis	IDC excluded in col. 3	Regulations under which claimed	Justification	Admitted Cost by the Commission, if any
1	2	3	3A	3B = 3+3A	4	5= (3B-4)	6	7	8	9
A	Claimed Items									
A1	EPC Packages									
1	Plant And Equipment									
a	STEAM GENERATOR PACKAGE	524.68	-	524.68	123.17	391.51			These are actual capitalisation of the balance work within the original scope of work, including Adjustment, ERV & Final Reconciliation at the time of Contract closing, which have been deferred for execution but within the cut off date. Hon'ble Commission has allowed the works under the said heads vide Order dtd 15.4.2022 in Petition 3/GT/2021. It is respectfully submitted that the COVID-19 pandemic adversely affected the project smartie due to limitations in specialized manpower, equipment, and spare parts, causing workflow disruptions and delays. Consequently, the capitalisation achieved during this period fell short of the projections is dotted in the main position.	
b	TURBINE GENERATOR PACKAGE	274.69	-	274.69	7.71	266.93	-			
2	BOP Mechanical									
a	CW SYSTEM AND MISC PUMPS- UNIT	9.19		9.19	9.19	-	-			
b	DM PLANT- UNIT	24.32	-	24.32	24.32	-	-			
c	STATION PIPING- UNIT	52.01	-	52.01	52.01	-	-			
3	BOP Electrical									
a	STATION LIGHTING- UNIT	66.23		66.23	21.52	37.71	-			
b	ELECT EQUIPMENT & CABLING- UNIT 6	79.03		79.03	-	79.03				
c	FIRE DETECTION & PROTECTION SYSTEM- UNIT 6	62.66		62.66	47.75	24.91				
d	SWITCHYARD- UNIT	8.11		8.11	-	8.11				
e	TRANSFORMER- UNIT	54.74	-	54.74	-	54.74		24(1)(b) read with		29704(For 2024-

परिमल पीयूष/PARIMAL PIYUSH
अपर महाप्रबन्धक (वाणिज्यिक)
Addl. General Manager (Commercial)
एन टी पी सी लिमिटेड/NTPC LIMITED
EOC, A-8A, Sector-24, Noida-201301 (U.P.)

Year wise Statement of Additional Capitalisation after COD

Name of the Petitioner	NTPC Limited	PART-I
Name of the Generating Station	Unchahar Stage-IV	FORM- 9A
Station COD	30-09-2017	
For Financial Year	2021-22	

Sl. No.	Head of Work /Equipment	ACE Claimed (Actual for 2021-22)							Amount in Rs Lakh	
		Accrual basis as per Note 2	Ind AS Adj	Accrual Basis as per IGAAP	Un-discharged Liability included in col. 3	Cash basis	IDC included in col. 3	Regulations under which claimed	Justification	Admitted Cost by the Commission, if any
1	2	3	3A	3B = 3+3A	4	5=(3B-4)	6	7	8	9
a	Civil Works							Regulation 7B		29 Period
a	Main plant Civil work-SG	28.45	-	28.45	-	28.45	-			
b	Main plant Civil work-TG	28.45		28.45	-	28.45	-			
c	OFFSITE CIVIL UNIT 6			-	-	-	-			
d	ASH HANDLING PLANT-UNIT	129.26	-	129.26	-	129.26	-			
e	Main plant Structural work	104.72	-	104.72	-	104.72	-			
g	Chimney	7.97	-	7.97	-	7.97	-			
h	CHP	764.88	-	764.88	-	764.88	-			
i	Boundary Wall	16.87	-	16.87	1.31	15.55	-			
j	Electro static precipitator	42.38	-	42.38	-	42.38	-			
k	Locomotives	0.06	-	0.06	-	0.06	-			
	Subtotal	2,301.67	-	2,301.67	309.99	1,994.68	-			

परिमल पीयूष/PARIMAL PIYUSH
अपर महाप्रबन्धक (कॉलेजिएट)
Addl. General Manager (Corporate)
एन टी पी सी लिमिटेड/NTPC Limited
EOC, A-8A, Sector-24, Noida-201301 (U.P.)

Year wise Statement of Additional Capitalisation after COD

Name of the Petitioner	NTPC Limited	PART-I
Name of the Generating Station	Unchahar Stage-IV	FORM- 9A
Station COD	30-09-2017	
For Financial Year	2021-22	

Sl. No.	Head of Work /Equipment	ACE Claimed (Actual for 2021-22)							Amount in Rs Lakh	
		Accrual basis as per Note 2	Ind AS Adj.	Accrual Basis as per IGAAP	Un-discharged Liability included in col. 3	Cash basis	IDC included in col. 3	Regulations under which claimed	Justification	Admitted Cost by the Commission, if any
1	2	3	3A	3B = 3+3A	4	5= (3B-4)	6	7	8	9
A2	Initial Spares	2,004.31		2,004.31	123.05	1,881.26	-	24(1)(c) read with 76	Capital spares were procured in early 2016-17, with expected delivery before the cutoff date based on the supplier's lead time. However, several factors contributed to delays in the delivery of certain spares. These included the implementation of GST in 2017, which necessitated order modifications to align with the new tax structure, leading to initial delays due to associated complexities. Additionally, high order volumes at the vendor, resulting from a surge in power projects during that period, and the subsequent strain on the supplier's financial position due to the COVID-19 pandemic and disruption of supply chains and normal business operations in post cover period, exacerbated the situation. It is important to note that the delivery of capital spares is a non-COD process. Despite diligent efforts to expedite the process, delays occurred due to circumstances beyond the Petitioner's control. Furthermore, the delayed capitalization post-cutoff date resulted in lower tariffs for beneficiaries during the initial operational period. Hon'ble Commission may be pleased to allow the same under 24(1)(c) read with Regulation 76	-
A3	MBOA Items							24(1)(b) read with Regulation 76	These expenditure pertains to Balance Capitalization of MBOA items under original scope. These are low value expenditure for assets removed for the efficient, smooth and safe running at the station. However, due to the unprecedented challenges posed by the COVID-19 pandemic, including repeated lockdowns, subsequent waves, and ongoing aftereffects, the projected capitalization could not be completed within the original timeframe and necessitated an extension. Importantly, these non-COD related capitalizations, delayed beyond the cutoff date, do not impact interest of beneficiaries. Instead, these delayed capitalizations protect beneficiaries from unions tariff increases and impose no additional financial burden. Hon'ble Commission may be pleased to allow the same under 24(1)(b) read with Regulation 76	-
1	Print and Machinery of MBOA Nature	26.45		26.45	9.37	16.48	-			
2	EDP, WP Machines SAYCOM	0.33		0.33		0.33				
3	Construction Equipment	51.54		51.54	3.62	47.53	-			
	Subtotal	78.33	-	78.33	13.08	64.74	-			
	Subtotal Add Cap	4,384.31	-	4,384.31	440.64	3,940.67	-			

परिमल पीयूष/PARIMAL PIYUSH
अपर महाप्रबन्धक (वाणिज्यिक)
Addl. General Manager (Commercial)
एन टी पी सी लिमिटेड/NTPC LIMITED
EOC, A-8A, Sector-24, Noida-201301 (U.P.)

Year wise Statement of Additional Capitalisation after COD

PART-I
FORM- 9A

Name of the Petitioner	NTPC Limited
Name of the Generating Station	Unchahar Stage-V
Station COD	30-09-2017
For Financial Year	2021-22

Sl. No.	Head of Work Equipment	ACE Claimed (Actual for 2021-22)							Amount in Rs Lakh	
		Accrual basis as per Note 2	Ind AS Adj.	Accrual Basis as per IGAAP	Un-discharged Liability included in col. 3	Cash basis	IDC included in col. 3	Regulations under which claimed	Justification	Admitted Cost by the Commission, if any
1	2	3	3A	3B = 3+3A	4	5= (3B-4)	6	7	8	9
A4	Decap of Spares	(249.00)		(249.00)		(249.00)				
A2	Decap Of MBOA						-			
1	EDF, WP Machines, S&TCOM	(22.50)	(6.68)	(23.18)		(23.18)	-	26(3)	These spares/MBOAs were part of capital cost, have become unserviceable. Accordingly the same are decapitalized.	
	Subtotal	(22.50)	(6.68)	(23.18)	-	(23.18)	-			
	Subtotal Add Cap	4,112.71	(6.68)	4,112.13	443.84	3,668.50	-			
A4	Add: Discharge of liability corresponding to allowed claimed works					396.47		24 (1) (a)	Details in Form-5 i.e. Liability Flow Statement	
	Total Addcap On Cash Basis					4,064.97				

(Petitioner)

परिमल पीयूष/PARIMAL PIYUSH
अपर महाप्रबन्धक (वाणिज्यिक)
Addl. General Manager (Commercial)
एन टी पी सी लिमिटेड/NTPC LIMITED
EOC, A-8A, Sector-24, Noida-201301 (U.P.)

Your wise Statement of Additional Capitalisation after COD										PART-I FORM- 9A
Name of the Petitioner										
Name of the Generating Station					NTPC Limited					
Station COD					Unchahar Stage IV					
For Financial Year					30-09-2017					
					2021-22					
		ACE Claimed (Actual for 2021-22)							Amount in Rs Lakh	
Sl. No.	Head of Work /Equipment	Accrual basis as per Note 3	Ind AS Adj.	Accrual Basis as per IGAAP	Un-discharged Liability included in col. 3	Cash basis	IDC included in col. 3	Regulations under which claimed	Justification	Admitted Cost by the Commission, if any
1	2	3	3A	3B = 3+3A	4	5= (3B-4)	6	7	8	9
A1	EPC Packages									
1	BOP Mechanical									
a	CW SYSTEM AND MISC PUMPS- UNIT	0.57	-	0.57	-	0.57	-	24(1)(b) read with Regulation 78	These expenditure pertains to balance activities under original scope, including Adjustments, ERV, and Final Reconciliation upon Contract closure. Furthermore, the Adjustment and Reconciliation processes, as outlined in the original contract terms and conditions, are standard procedures applicable to previously executed work, which in this case falls within the cutoff date. However, due to the unprocedented challenges posed by the COVID-19 pandemic, including repeated lockdowns, subsequent waves, and ongoing aftereffects, the projected work could not be completed within the original timeframe and necessitated an extension. It is essential to note that these capitalisations are not directly linked to commercial operation and are typically deferred until after the commencement of commercial operations. This prioritization ensures the unit's availability for power generation at the earliest to benefit consumers. Impactantly, these non-COD related capitalizations, delayed beyond the cutoff date, do not impact interest of beneficiaries. Instead, these delayed capitalisations protect beneficiaries from upfront tariff increases and impose no additional financial burden. It is respectfully submitted that the aforementioned circumstances, coupled with the repercussions of the COVID-19 pandemic, have necessitated further postponement of the works beyond earlier allowed timeline by Hon'ble commission. Hon'ble Commission may be pleased to allow the same under 24(1)(b) read with Regulation 78	29704(for 2024-25 Period)
b	DM PLANT- UNIT	2.86	-	2.86	-	2.86	-			
2	BOP Electrical									
a	STATION LIGHTING- UNIT	20.07	-	20.07	-	20.07	-			
b	FIRE DETECTION & PROTECTION SYSTEM- UNIT 8	13.02	-	13.02	-	13.02	-			
3	Civil Works									
a	Main plant Civil work-BG	4.76	-	4.76	-	4.76	-			
b	Main plant Civil work-TG	4.76	-	4.76	-	4.76	-			
c	OFFSITE CIVIL- UNIT 8	8.29	-	8.29	-	8.29	-			
d	ASH HANDLING PLANT- UNIT	4.05	-	4.05	-	4.05	-			
e	Main plant Structural work	6.68	-	6.68	-	6.68	-			
f	Chimney	1.33	-	1.33	-	1.33	-			
g	CHP	191.97	-	191.97	-	191.97	-			
h	MOBILE CRANE 30MT	-2.50	-	-2.50	-	-2.50	-			
i	DESILTING CANAL LINING etc in cannal (extra cost)	108.61	-	108.61	-	108.61	-			
j	Electric Winch 6Ton Capacity	5.47	-	5.47	1.92	3.55	-			
	Subtotal	402.84	-	402.84	1.92	401.02				

परिमल पीयूष/PARIMAL PIYUSH
अपर महाप्रबन्धक (वाणिज्यिक)
Addl. General Manager (Commercial)
एन टी पी सी लिमिटेड/NTPC LIMITED
EOC, A-8A, Sector-24, Noida-201301 (U.P.)

Year wise Statement of Additional Capitalisation after COD										PART-I FORM- 5A
Name of the Petitioner					NTPC Limited					
Name of the Generating Station					Unchahar Stage-IV					
Station COD					30-09-2017					
For Financial Year					2021-22					
		ACE Claimed (Actual for 2021-22)							Amount in Rs Lakh	
Sl. No.	Head of Work /Equipment	Accrual basis as per Note 2	Ind AS Adj.	Accrual Basis as per IGAAP	Un-discharged Liability included in col. 3	Cash basis	IDC included in col. 3	Regulations under which claimed	Justification	Admitted Cost by the Commission, if any
1	2	3	3A	3B = 3+3A	4	5= (3B-4)	6	7	8	9
A3	Ash Dyke									
1	First Raising of Alitha Ash Dyke	1,752.29	-	1,752.29	59.66	1,692.63	-	25(1)(C) read with Regulation 76	These expenditure portions to Capitalisation of deferred works under original scope. An ash disposal dyke is crucial for the uninterrupted operation of a coal-fired power plant. Due to the inherent challenges in transporting and storing ash, including transportation delays and limited storage capacity, a dyke is essential to prevent operational disruptions. NTPC has projected the expenditure to be completed by FY 21 in SGT2021 under this head and Hon'ble commission has allowed the same expenditure. However, due to the unprecedented challenges posed by the COVID-19 pandemic, including repeated lockdowns, subsequent waves, and ongoing alterations, the projected work could not be completed within the original timeframe and necessitated an extension and are typically deferred until after the commencement of commercial operations. This identification ensures the unit's availability for power generation at the earliest to benefit consumers. Importantly, these non-COD related capitalisations, delayed beyond the cutoff date, do not impact interest of beneficiaries. Instead, these delayed capitalisations protect beneficiaries from upfront tariff increases and impose no additional financial burden. Hon'ble Commission may be pleased to allow the same under 25(1)(c) read with Regulation 76.	1392(for 2024-25 Period)
A3	Biomethanation Plant	15.00	-	15.00	4.47	11.18	-	26(1)(b)	It is submitted that Bio-waste poses a significant environmental threat, contributing to greenhouse gas emissions, soil pollution, and water contamination. Furthermore, the Solid Waste Management Rules, 2016, mandated by the Ministry of Environment, Forest, and Climate Change (MoEFCC) (attached as Annexure-A1), require all waste generators to process biodegradable waste through composting or bio-methanation on site. To ensure compliance with these regulations, a biomethanation plant was installed in Unchahar IV. This facility facilitates the safe and environmentally responsible management of biodegradable waste. Additionally, it is pertinent to highlight that to GMR Warora Energy Limited's CERC & Ors., notifications to coolers issued by government entities, such as Coal India or Indian Railways, were recognised by the Hon'ble Supreme Court as constituting a 'Change in Law' event, in terms of the above. It is prayed that Hon'ble Commission may be pleased to allow the work under Regulation 26 (1) (c) of Tariff Regulations 2019.	

परिमल पीयूष/PARIMAL PIYUSH
अपर महाप्रबन्धक (कॉर्पोरेशन)
Addl. General Manager (Co-ordination)
एन टी पी सी लिमिटेड/NTPC LIMITED
EOC, A-8A, Sector-24, Noida-201301 (U.P.)

Year wise Statement of Additional Capitalisation after COD										PART-I
Name of the Petitioner										FORM- 9A
Name of the Generating Station					NTPC Limited					
Station COD					Unchahar Stage IV					
For Financial Year					30-05-2017					
					2021-22					
		ACE Claimed (Actual for 2021-22)							Amount in Rs Lakh	
Sl. No.	Head of Work Equipment	Accrual basis as per Note 2	Ind AS Adj	Accrual Basis as per IGAAP	Un-discharged Liability included in col. 3	Cash basis	IDC included in col. 3	Regulations under which claimed	Justification	Admitted Cost by the Commission, if any
1	2	3	3A	3B = 3+3A	4	5= (3B-4)	6	7	8	9
A4	Roof Top solar on different buildings of Stage 4	177.00	-	177.68	33.33	144.39	-	26(1)(b)	It is submitted that the work of installation of roof top solar PV plant at Unchahar IV Station was awarded under Policy framework of the Government of India to achieve its ambitious 2022 target of achieving 175GW of RE, which includes 100 GW from solar, 60 GW from wind, 10 GW from tap power and 5 GW from small hydro-power that marks 75 years of our independence. The project supports the Govt of India initiative buy installing the rooftop solar PV plant and further access to achieve larger goal of the renewable energy by installation of at least 1000 KW of rooftop solar photovoltaic unit at NTPC Unchahar IV. It is further submitted that petitioner while claiming the expenditure towards the installation of Roof top solar at the instant station had submitted that the said installation would reduce greenhouse gases and thereby reduce emissions. Further, the benefit of reduced APC would get shared with the beneficiaries as sharing of gain in efficiency parameters in line with the extant regulatory provisions. Additionally, it is pertinent to highlight that in GMR Warora Energy Limited v. CERC & Ors., notifications or circulars issued by government entities, such as Coal India or Indian Railways, were recognized by the Hon'ble Supreme Court as constituting a "Change in Law event. In terms of the above, it is prayed that Hon'ble Commission may be pleased to allow the work under Regulation 26 (1) (b) of Tariff Regulations 2019.	*
A5	AGC Implementation	43.85	-	43.85	7.43	36.48	-	26(1)(b)	Hon'ble Commission, vide its order dated 28.08.2019 in petition no.319/RC/2018 directed all ISGS station to implement the AGC as per observation given below: "54. In the interest of reliable and safe grid operation, the Commission directs that all the ISGS stations whose tariff is determined or adopted by CERC shall be AGC enabled and the ancillary services including secondary control through AGC be implemented as per the following directions: i. All thermal ISGS stations with installed capacity of 200 MW and above and all hydro stations having capacity exceeding 25 MW excluding the Run-of-River Hydro Projects irrespective of size of the generating station and whose tariff is determined or adopted by CERC are directed to install equipment at the unit control rooms for transferring the required data for AGC as per the requirement to be notified by NLDC. NLDC shall notify the said requirements within one month of this order. Copy of order dated 28.08.2019 is attached as Annexure-A2. Accordingly, in compliance of direction of Hon'ble Commission, implementation of AGC was carried out at the instant station. Further, Hon'ble Commission has allowed additional capital expenditure incurred on implementation of AGC in Petition No-385/GT/2020 vide its order dated 27.09.2022. Therefore, it is humbly requested that Hon'ble Commission may be pleased to allow the same at the instant station under Regulation 26 (1) (b) of Tariff Regulations 2019.	*

परिमल पीयूष/PARIMAL PIYUSH
अपर महाप्रबन्धक (Co-ordination)
Addl. General Manager (Co-ordination)
एन टी पी सी लिमिटेड/NTPC LIMITED
EOC, A-8A, Sector-24, Noida-201301 (U.P.)

Year wise Statement of Additional Capitalisation after COD

PART-I
FORM- 5A

Name of the Publisher	NTPC Limited
Name of the Generating Station	Unchahar Stage IV
Status COD	30-09-2017
For Financial Year	2021-22

Sl. No.	Head of Work Equipment	ACE Claimed (Actual for 2021-22)							Amount in Rs Lakh	
		Accrual basis as per Note 2	Init AS Adj	Accrual Basis as per IGAAP	Un-discharged Liability included in col. 3	Cash basis	IDC included in col. 3	Regulations under which claimed	Justification	Admitted Cost by the Commission, if any
1	2	3	3A	3B = 3+3A	4	5= (3B-4)	6	7	8	9
	Subtotal	2,292.46	-	2,292.46	106.84	2,285.62	-			
A6	Initial Spares	2,252.51		2,250.01	161.09	2,089.51		24(1)(c) read with 76	Capital spares were procured in early 2016-17, with expected delivery before the cutoff date based on the supplier's lead time. However, several factors contributed to delays in the delivery of certain spares. These included the implementation of GST in 2017, which necessitated order modifications to align with the new tax structure, leading to initial delays due to associated complexities. Additionally, high order volumes of the vendor, resulting from a surge in power projects during that period, and the subsequent strain on the supplier's financial position due to the COVID-19 pandemic and disruption of supply chains and normal business operations in post-covid period, exacerbated the situation. It is important to note that the delivery of capital spares is a non-COD process. Despite diligent efforts to expedite the process, delays occurred due to circumstances beyond the Petitioner's control. Furthermore, the delayed capitalisation post cutoff date resulted in lower tariffs for beneficiaries during the initial operational period. Hon'ble Commission may be pleased to allow the same under 24(1)(c) read with Regulation 76.	
A7	MBOA Items							24(1)(b) read with Regulation 76	These expenditure pertains to reliance Capitalisation of MBOAs items under original scope these are low value expenditure for assets required for the efficient, smooth and safe running of the station. However, due to the anticipated challenges posed by the COVID-19 pandemic, including repeated lockdowns, subsequent waves, and ongoing aftereffects, the projected capitalisation could not be completed within the original timeframe and necessitated an extension. Importantly, these non-COD related capitalisations, delayed beyond the cutoff date, do not impose interest of beneficiaries. Instead, these delayed capitalisations protect beneficiaries from upfront tariff increases and impose no additional financial burden. Hon'ble Commission may be pleased to allow the same under 24(1)(b) read with Regulation 76	
	Plant and Machinery of MBOA fixtures	9.73	-	9.73	-	9.73				
	Furniture and Fixtures	98.73	-	98.73	11.00	87.87				
	Other Office Equipments	18.73	-	18.73	6.43	12.30				
	EDP, WP Machines, SATCOM	9.45	-	9.45	-	9.45				
	Communication Equipment	12.34	-	12.34	2.19	10.15				
	Hospital Equipment	25.53	-	25.53	-	25.53				
	Subtotal	174.51	-	174.51	19.66	154.84				
A8	Decap of Spares	-35.12		-35.12	-	-35.12		25(2)	These spares/MBOAs were part of capital cost, have become unserviceable. Accordingly the same are decapitalised	
A9	Decap of MBOA	-		-	-	-				
	Total Claimed Items	4,782.37		4,782.37	387.62	4,474.83				
A10	Add: Discharge of liability corresponding to allowed claimed works					3,514.41		24 (1) (a)	Details in Form-5 i.e. Liability Flow Statement	
	Total Addcap On Cash Basis					8,089.26				

(Petitioner)

परिमल पीयूष/PARIMAL PIYUSH
अपर महाप्रबन्धक (वाणिज्यिक)
Addl. General Manager (Commercial)
एन टी पी सी लिमिटेड/NTPC LIMITED
EOC, A-8A, Sector-24, Noida-201301 (U.P.)

Year-wise Statement of Additional Capitalisation after COD

PART-I
FORM- 9A

Name of the Petitioner	NTPC Limited
Name of the Generating Station	Unchahar Stage-IV
Station COD	30.09.2017
For Financial Year	2022-23

Sr. No	Head of Work / Equipment	ADE Claimed (Actual for 2022-23)						Regulations under which claimed	Justification	Amount in Rs Lakh Admitted Cost by the Commission, if any
		Accrual basis as per Note 2	Ind AS Adj.	Accrual Basis as per IGAAP	Un-discharged Liability included in col. 3	Cash basis	IDC included in col. 3			
1	2	3	3A	3B = 3+3A	4	5= (3B-4)	6	7	8	9
A	Claimed Rates									
A1	Ash Dyke raising									
1	First Raising of Ahrla Ash Dyke	135.58		135.58	-	135.58		24(1)(c) read with Regulation 76	Please refer to Justification provided in Form-9A 2022-23 for Ash dyke	135(for 2024-29 Period)
A2	Township and Colony									
1	Township Civil Works Residential Roads	16.43	0.13	16.57	1.74	14.84		24(1)(c) read with Regulation 76	These expenditure pertains to balance activities under original scope, including Capitalization of deferred works related to township package. However, due to the unprecedented challenges posed by the COVID-19 pandemic, including repeated lockdowns, reduced work weeks, and ongoing aftereffects, the projected work could not be completed within the original timelines and necessitated an extension. It is essential to note that these capitalizations are not directly linked to commercial operations and are typically deferred until after the commencement of commercial operations. This postponement ensures the unit's availability for power generation at the earliest to benefit consumers. Additionally, these non-COD related capitalizations, delayed beyond the cutoff date, do not impact interest of beneficiaries. Instead, these delayed capitalizations protect beneficiaries from upfront tariff increases and impose no additional financial burden. Hon'ble Commission may be pleased to allow the same under 24(1)(c) read with Regulation 76	42(within 2024-29 Period)

परिमल पीयूष/PARIMAL PIYUSH
अपर महाप्रबन्धक (वाणिज्यिक)
Addl. General Manager (Commercial)
एन टी पी सी लिमिटेड/NTPC LIMITED
EOC, A-8A, Sector-24, Noida-201301 (U.P.)

Year wise Statement of Additions/ Capitalisation after COD

PART-I
FORM- 9A

Name of the Petitioner	NTPC Limited
Name of the Generating Station	Unchahar Stage-IV
Station COD	30-09-2017
For Financial Year	2022-23

		ACE Claimed (Actual for 2022-23)							Amount in Rs Lakh	
Sl. No.	Head of Work / Equipment	Accrual basis as per Note 2	Ind AS Adj.	Accrual Basis as per IGAAP	Un-discharged Liability included in col. 3	Cash basis	IDC included in col. 3	Regulations under which claimed	Justification	Admitted Cost by the Commission, if any
1	2	3	3A	3B = 3+3A	4	5= (3B-4)	6	7	8	9
A3	BOP Package							24(1)(b) read with Regulation 79	These expenditure pertains to balance activities under original scope, including Adjustments, DRV, and Final Reconciliation upon Contract closure. Furthermore, the Adjustment and Reconciliation processes, as outlined in the original contract terms and conditions, are standard procedures applicable to previously executed work, which in this case falls within the cutoff date. However, due to the unprecedented challenges posed by the COVID-19 pandemic, including repeated lockdowns, subsequent waves, and ongoing aftereffects, the projected work could not be concluded within the original timeframe and necessitated an extension. It is essential to note that these capitalizations are not directly linked to commercial operation and are typically deferred until after the commencement of commercial operations. This postponement ensured the unit's availability for power generation at the earliest to benefit consumers. Importantly, these non-COD related capitalizations, delayed beyond the cutoff date, do not impact interest of beneficiaries. Instead, these delayed capitalizations protect beneficiaries from upfront tariff increases and impose no additional financial burden. It is respectfully submitted that the aforementioned circumstances, coupled with the repercussions of the COVID-19 pandemic, have necessitated further postponement of the works beyond earlier allowed timelines by Hon'ble commission. Hon'ble Commission may be pleased to allow the same under 24(1)(b) read with Regulation 79.	
1	GM PLANT- UNIT	19.62	-	19.62	-	19.62				
2	STATION LIGHTING	0.40	-	0.40	-	0.40				287.04(for 2024-29 Period)
3	FIRE DETECTION & PROTECTION SYSTEM	54.24	-	54.24	49.90	4.34				
Subtotal		74.26		74.26	49.90	24.36				

परिमल पीयूष/PARIMAL PIYUSH
अपर महाप्रबन्धक (वाणिज्यिक)
Addl. General Manager (Commercial)
एन टी पी सी लिमिटेड/NTPC LIMITED
EOC, A-8A, Sector-24, Noida-201301 (U.P.)

Year wise Statement of Additional Capitalisation after COD										PART-I FORM- 9A
Name of the Petitioner					NTPC Limited					
Name of the Generating Station					Unchahar Stage-IV					
Station COD					30-09-2017					
For Financial Year					2022-23					
		ACE Claimed (Actual for 2022-23)							Amount in Rs Lakh	
Sl. No.	Head of Work /Equipment	Accrual basis as per Note 3	Ind AS Adj.	Accrual Basis as per IGAAP	Un-discharged Liability included in col. 3	Cash basis	IDC included in col. 3	Regulations under which claimed	Justification	Admitted Cost by the Commission, if any
1	2	3	3A	3B = 3+3A	4	5= (3B-4)	6	7	8	9
A4	Other Works									
1	RTU System	13.65	-	13.65	-	13.65		25(1)(c)	Hon'ble Commission vide its order dated 28.06.2019 in Petition no-349/RC/2018 directed ISGS stations as under "i. All such ISGS stations whose tariff is determined or adopted by CERC shall have communication from the nearest wide band node to the RTU in the unit control room. ii. The General Transmission Utility (GTU) is directed to have communication availability from NLDC/ RLDCs to the nearest wide band node/ switchyard for the generating stations in a recurrent and alternate path ensuring route diversity and dual communication. iv. The NLDC is also directed to commission the required communication infrastructure. v. The expenditure as a result of compliance of the above directions may be claimed as per relevant regulations or provisions of the PPA. " The copy of Hon'ble Commission's order dated 28.6.2019 is attached as Annexure-A2. Further, in various meeting of NRPC including 16th TeST Sub-Committee meeting of NRPC held on 14.11.2019 it was decided to replace existing old RTUs with latest RTUs on 104 Protocol so as to enable seamless communication required for ACC implementation as well as for communication of other telemetry and protection data. The extract of NRPC meeting dtd 14.11.2019 is attached herewith as Annexure-A3. Accordingly, in compliance of direction of Hon'ble Commission dtd 28.6.2019 and also as mandated in NRPC meeting, the work of RTUs was carried out. Hon'ble Commission may be pleased to allow the same under Regulation 25 (1) (b) of TR, 2019.	-
	Subtotal	339.90	0.15	240.05	51.03	189.01				
A5	Initial Spares	2,556.23	-	2,556.23	134.59	2,421.64		24(1)(c) read with 76	Capital spares were procured in early 2016-17, with expected delivery before the cutoff date based on the supplier's lead time. However, several factors contributed to delays in the delivery of certain spares. These included the implementation of GST in 2017, which necessitated order modifications to align with the new tax structure, leading to initial delays due to associated complexities. Additionally, high order volumes at the vendor, resulting from a surge in power projects during that period, and the subsequent strain on the supplier's financial position due to the COVID-19 pandemic and disruption of supply chains and normal business operations in post covid period, exacerbated the situation. It is important to note that the delivery of capital spares is a non-COD process. Despite diligent efforts to expedite the process, delays occurred due to circumstances beyond the Petitioner's control. Furthermore, the delayed capitalisation post-cutoff date resulted in lower tariffs for beneficiaries during the initial operational period. Hon'ble Commission may be pleased to allow the same under 24(1)(c) read with Regulation 76.	-

परिमल पीयूष/PARIMAL PIYUSH
अपर महाप्रबन्धक (वाणिज्यिक)
Addl. General Manager (Commercial)
एन टी पी सी लिमिटेड/NTPC LIMITED
EGC, A-8A, Sector-24, Noida-201301 (U.P.)

Year wise Statement of Additional Capitalisation after COD

PART-I
FORM - 9A

Name of the Petitioner	NTPC Limited
Name of the Generating Station	Lechuchip Stage IV
Station COD	30-06-2017
For Financial Year	2022-23

Sl. No.	Head of Work / Equipment	ACE Claimed (Actual for 2022-23)							Amount in Rs Lakh	
		Accrual basis as per Note 3	Ind AS Adj.	Accrual Basis as per IGAAP	Un-discharged Liability included in col. 3	Cash basis	IDC included in col. 3	Regulations under which claimed	Justification	Admitted Cost by the Commission, if any
1	2	3	3A	3B = 3+3A	4	5= (3B-4)	6	7	8	9
A6	MBOA Items									
a	Other Buildings	9.08	-	9.08	-	9.08		24(1)(b) read with Regulation 29	These expenditure pertains to balance Capitalisation of MBOAs items under original scope, these are low value expenditure for assets required for the efficient, smooth and safe running of the station. However, due to the unprecedented challenges posed by the COVID-19 pandemic, including repeated lockdowns, subsequent waves, and ongoing adversities, the projected capitalization could not be completed within the original timeframe and necessitated an extension. Importantly, these non-COD related capitalizations, delayed beyond the cutoff date, do not impact interest of beneficiaries. Instead, these delayed capitalizations protect beneficiaries from upfront tariff increases and impose no additional financial burden. Hon'ble Commission may be pleased to allow the same under 24(1)(b) read with Regulation 29.	
b	Water Supply, Drainage & Sewerage	13.26	-	13.26	-	13.26				
c	Plant & Machinery	78.54	-	78.54	3.53	74.91				
d	Furniture & Fixtures	38.58	-	38.58	-	38.58				
e	Other Office Equipments	106.03	-	106.03	0.37	104.66				
f	EDP, WP Machines & SATCOM Equipment	483.85	-	483.85	2.21	481.64				
g	Construction Equipment	30.11	-	30.11	1.47	28.64				
h	Electrical Installations	34.72	-	34.72	0.62	34.10				
i	Communication Equipment	91.64	-	91.64	24.61	67.03				
j	Hospital Equipment	10.31	-	10.31	-	10.31				
k	Software	0.20		0.20		0.20				
	Subtotal	845.31	-	845.31	32.91	810.41				
A7	Decap of Spares	(84.65)	-	(84.65)	-	(84.65)		26(2)	These spares/MBOAs were part of capital cost, have become unserviceable. Accordingly the same are decapitalized	
A8	Decap of M BOA	(115.17)	(0.64)	(115.17)	-	(115.17)				
	Total	3,486.26	(0.59)	3,439.77	216.53	3,231.24	-			
A9	Add: Discharge of liability corresponding to element claimed works					5,231.98		24 (1) (a)	Details in Form-9 i.e. Liability Flow Statement	
Total Addcap On Cash Basis						8,473.22				

(Petitioner)

परिमल पीयूष/PARIMAL PIYUSH
अपर महाप्रबन्धक (वाणिज्यिक)
Addl. General Manager (Commercial)
एन टी पी सी लिमिटेड/NTPC LIMITED
EOC, A-8A, Sector-24, Noida-201301 (U.P.)

Year wise Statement of Additional Capitalisation after COD										PART-I FORM- 9A
Name of the Petitioner						NTPC Limited				
Name of the Generating Station						Unchahar Stage-IV				
Station COD						30-09-2017				
For Financial Year						2023-24				
		ACE Claimed (Actual for 2023-24)							Amount in Rs Lakh	
Sl. No.	Head of Work /Equipment	Accrual basis as per Note 2	Ind AS Adj.	Accrual Basis as per IGAAP	Un-discharged Liability included in col. 2	Cash Basis	IDC included in col. 3	Regulations under which claimed	Justification	Admitted Cost by the Commission, if any
1	2	3	3A	3B = 3+3A	4	5= (3B-4)	6	7	8	9
A	Claimed Items									
A1	EPC Package									
1	Coal Handling Plant	18430.90	0.00	18430.90	4795.90	13634.00	0.00	24(1)(b) read with Regulation 76	These expenditure pertains to balance activities under original scope, including Capitalization of deferred works, procurement of arted capital spare, MDOAs, Adjustments, ERV, and Final Reconciliation upon Contract closure. Due to unforeseen circumstances beyond control of petitioner, these works extended beyond the cutoff date. These major factors include: -COVID-19 Pandemic -Gas Cohesive Mix with Alluvial Deposit and Proximity to Canal -IB Issues in Wagon Tippler and Railway Siding Area -Issues in Sewage Treatment Plant package and associated pipelines Previously, NTPC in 3/GT/2021 has projected these works to capitalize beyond the cutoff date in 3/GT/2021. The Honourable Commission has allowed the additional capital expenditure beyond cutoff date. It is essential to note that these capitalizations are not directly linked to commercial operation and are typically deferred until after the commencement of commercial operations. This prioritization ensures the unit's availability for power generation at the earliest to benefit consumers. It is respectfully submitted that the aforementioned circumstances, coupled with the repercussions of the COVID-19 pandemic, have necessitated further postponement of the works beyond cutoff allowed timeline by Hon'ble Commission. Importantly, these non-COD related capitalizations, delayed beyond the cutoff date, do not impact interest of beneficiaries. Instead, these delayed capitalizations protect beneficiaries from upfront tariff increases and impose no additional financial burden. The Honourable Commission's approval of this request is respectfully solicited. Hon'ble Commission may be pleased to allow the same under 24(1)(b) read with Regulation 76.	*
2	Railway siding	4327.19	0.00	4327.19	23.38	4306.58	0.00			*

परिमल पीयूष/PARIMAL PIYUSH
अपर महाप्रबन्धक (वाणिज्यिक)
Addl. General Manager (Commercial)
एन.टी.पी.सी लिमिटेड/NTPC LIMITED
EOC, A-8A, Sector-24, Noida-201301 (U.P.)

Year wise Statement of Additional Capitalisation after COD										PART-I FORM- 9A
Name of the Petitioner					NTPC Limited					7
Name of the Generating Station					Unchahar Stage-IV					
Station COD					30-08-2017					
For Financial Year					2023-24					
		ACE Claimed (Actual for 2023-24)							Amount in Rs Lakh	
Sl. No.	Head of Work /Equipment	Annual basis as per Note 2	Ind AS Adj.	Annual Basis as per IGAAP	Un-discharged Liability included in cnt. 2	Cash basis	IDC included in cnt. 2	Regulations under which claimed	Justification	Admitted Cost by the Commission, if any
1	2	3	3A	3B = 3+3A	4	5= (3B-4)	6	7	8	9
A2	BOP Mechanical							24(1)(b) read with Regulation 70	These expenditure pertains to balance activities under original scope, including Adjustments, ERV, and Final Reconciliation upon Contract closure. Furthermore, the Adjustment and Reconciliation processes, as outlined in the original contract terms and conditions, are standard procedures applicable to previously executed work, which in this case falls within the cutoff date. However, due to the unprecedented challenges posed by the COVID-19 pandemic, including repeated lockdowns, subsequent waves, and ongoing aftereffects, the presented work could not be completed within the original timeframe and necessitated an extension. It is essential to note that these capitalisations are not directly linked to commercial operation and are typically detected until after the commencement of commercial operations. This prioritization ensures the unit's availability for power generation at the earliest to benefit consumers. Importantly, these non-COD related capitalisations, delayed beyond the cutoff date, do not impact interest of beneficiaries. Instead, these delayed capitalisations protect beneficiaries from upfront tariff increases and impose no additional financial burden. It is respectively submitted that the aforementioned circumstances, coupled with the restrictions of the COVID-19 pandemic, have necessitated further postponement of the works beyond earlier allowed tenure by Hon'ble commission. Hon'ble Commission may be pleased to allow the same under 24(1)(b) read with Regulation 70.	29704(for 2024-25 Period)
3	Ash Handling Plant	164.24	0.00	164.24	6.86	163.37	0.00			
4	CW SYSTEM	0.33	0.00	0.33	0.33	0.03	0.00			
A3	BOP Electrical									
3	EFC Package-Station Lighting	162.92	0.00	162.92	74.68	88.24	0.00			
A4	Civil Works									
4	Building-Main Plant	2.96	0.00	2.96	0.24	2.97	0.00			
	Sub-Total	23089.47	2.00	23089.47	4893.50	18196.17	0.00			
A5	Sewage Treatment Plant	311.08	0.00	311.08	154.00	157.08	0.00			

परिमल पीयूष/PARIMAL PIYUSH
अपर महाप्रबन्धक (वाणिज्यिका)
Addl. General Manager (Commercial)
एन टी पी सी लिमिटेड/NTPC LIMITED
EOC, A-8A, Sector-24, Noida-201301 (U.P.)

Year wise Statement of Additional Capitalisation after COD										PART-I FORM- 9A
Name of the Petitioner					NTPC Limited					
Name of the Generating Station					Unchahar Stage-IV					
Station COD					30-03-2017					
For Financial Year					2023-24					
		ACE Claimed (Actual for 2023-24)							Amount in Rs Lakh	
Sl. No.	Head of Work /Equipment	Accrual basis as per Note 2	Ind AS Adj.	Accrual Basis as per IGAAP	Un-discharged Liability included in col. 2	Cash basis	IDC included in col. 2	Regulations under which claimed	Justification	Admitted Cost by the Commission, if any
1	2	3	3A	3B = 3+3A	4	5= (3B-4)	6	7	8	9
A6	Township and Colony Packages							24(1)(b) read with Regulation 76	These expenditure pertains to balance activities under original scope, including Capitalisation of deferred works related to township package. However, due to the unprecedented challenges posed by the COVID-19 pandemic, including repeated lockdowns, stringent it waves, and ongoing aftereffects, the projected work could not be completed within the original timeframe and necessitated an extension. It is essential to note that these capitalisations are not directly linked to commercial operation and are typically deferred until after the commencement of commercial operations. This prioritization ensures the unit's availability for power generation at the earliest to benefit consumers. Importantly, these non-COD related capitalisations, delayed beyond the cutoff date, do not impact interest of beneficiaries. Instead, these delayed capitalisations protect beneficiaries from upfront tariff increases and impose no additional financial burden. Hon'ble Commission may be pleased to allow the same under 24(1)(b) read with Regulation 76.	4258(for 2024-29 Period)
6	Building (Township)	2806.54	0.00	2806.54	363.57	2422.96	0.00			
	Sub Total	2806.54	0.00	2806.54	363.57	2422.96	0.00			
A7	Automatic gain control (AGC) System	0.96	0.00	0.96	0.96	0.00	0.00	29(1)(b)	Please refer to Justification provided in Form-9A 2021-22 for AGC implementation	
	Summary	26469.65	0.00	26469.09	9401.83	20978.23	0.00			
A8	Initial Spares	424.47	0.00	424.47	47.57	376.96	0.00	24(1)(c) read with 76	Capital spares were procured in early 2016-17, with expected delivery before the cutoff date based on the supplier's lead time. However, several factors contributed to delays in the delivery of certain spares. These included the implementation of GST in 2017, which necessitated order modifications to align with the new tax structure, leading to initial delays due to associated complexities. Additionally, high order volumes at the vendor, resulting from a surge in power projects during that period, and the subsequent strain on the supplier's financial position due to the COVID-19 pandemic and disruption of supply chains and normal business operations is post cover period exacerbated the situation. It is important to note that the delivery of capital spares is a non-COD process. Despite diligent efforts to expedite the process, delays occurred due to circumstances beyond the Petitioner's control. Furthermore, the delayed capitalisation post cutoff date reached in lower tariffs for beneficiaries during the initial operational period. Hon'ble Commission may be pleased to allow the same under 24(1)(c) read with Regulation 76.	

परिमल पीयूष/PARIMAL PIYUSH
अपर महाप्रबन्धक (वाणिज्यिक)
Addl. General Manager (Commercial)
एन टी पी सी लिमिटेड/NTPC LIMITED
EOC, A-8A, Sector-24, Noida-201301 (U.P.)

Year wise Statement of Additional Capitalisation after COD										PART I FORM 5A
Name of the Petitioner					NTPC Limited					
Name of the Generating Station					Unchahar Stage-IV					
Station COD					30-09-2017					
For Financial Year					2023-24					
		ACE Claimed (Actual for 2023-24)							Amount in Rs Lakh	
Sl. No.	Head of Work /Equipment	Annual basis as per Note 2	Ind AS Adj.	Annual Basis as per IGAAP	Un-discharged Liability included in col. 3	Cash basis	IDC included in col. 3	Regulations under which claimed	Justification	Admitted Cost by the Commission, if any
1	2	3	3A	3B = 3+3A	4	5= (3B-4)	6	7	8	9
A9	MBOA Items							24(1)(b) read with Regulation 76	These expenditure pertains to balance Capitalisation of MBOAs items under original scope, those are the same expenditure for assets required for the efficient, smooth and safe running of the station. However, due to the unprecedented challenges posed by the COVID-19 pandemic, including repeated lockdowns, subsequent waves, and ongoing aftereffects, the projected capitalisation could not be completed within the original timeframe and necessitated an extension. Importantly, these non-COD related capitalisations, delayed beyond the cutoff date, do not impact unless of beneficiaries. Instead, these delayed capitalisations protect beneficiaries from upfront tariff increases and impose no additional financial burden. Hon'ble Commission may be pleased to allow the same under 24(1)(b) read with Regulation 76	
	Furniture & Fixtures	213.82	0.00	213.82	0.11	213.81	0.00			
	Other Office Equipments	65.42	0.00	65.42	0.00	65.42	0.00			
	EDP, WP Machines & SATCOM Equipment	43.05	0.00	43.05	1.20	41.85	0.00			
	Electrical Installations	295.35	0.00	295.35	0.00	295.35	0.00			
	Communication Equipment	15.26	0.00	15.26	0.25	15.02	0.00			
	Hospital Equipment	18.15	0.00	18.15	0.00	18.15	0.00			
	Tools and Tackles	8.21	0.00	8.21	0.03	8.18	0.00			
	Sustenor	878.07	0.00	878.07	1.55	877.45	0.00			
A10	Decap of Spares	-197.96	0.00	-197.96	0.00	-197.96	0.00	76(1)	These spares/MBOAs were part of capital cost, have become unrecoverable. Accordingly the same are decapitalised.	
A11	Decap of MBOA	-66.05	-1.21	-66.20	0.00	-66.20	0.00			
Total Claimed Items		27224.59	-1.21	27223.37	5480.88	21742.19	0.00			
A12	Add: Discharge of liability corresponding to allowed claimed works					676.04		24 (1) (a)	Details in Form 8 i.e. Liability Flow Statement	
	Total Addcap On Cash Basis					22,718.43				

(Petitioner)

परिमल पीयूष/PARIMAL PIYUSH
अपर महाप्रबन्धक (मानिकियता)
Addl. General Manager (Commercial)
एन टी पी सी लिमिटेड/NTPC LIMITED
EOC, A-8A, Sector-24, Noida-201301 (U.P.)

PART-I
FORM- 10

Name of the Petitioner	**NTPC Limited**
Name of the Generating Station	**Unchahar Stage-IV**
Date of Commercial Operation	**30-09-2017**

Amount in Rs Lakh

Financial Year (Starting from COD)1	Actual					Admitted				
	2019-20	**2020-21**	**2021-22**	**2022-23**	**2023-24**	**2019-20**	**2020-21**	**2021-22**	**2022-23**	**2023-24**
1		3	4	5	6	7	8	9	10	11
Amount capitalised in Work/ Equipment										

Financing Details	
Loan-1	**Add cap is proposed to be finance in Debt:Equity ratio of 70:30**
Loan-2	
Loan-3 and so on	
Total Loan2	
Equity	
Internal Resources	
Others (Pl. specify)	
Total	

(Petitioner)

परिमल पीयूष/PARIMAL PIYUSH
अपर महाप्रबन्धक (वाणिज्यिक)
Addl. General Manager (Commercial)
एन टी पी सी लिमिटेड/NTPC LIMITED
EOC, A-8A, Sector-24, Noida-201301 (U.P.)

Part-I
Form-11

Calculation of Depreciation Rate

Name of the Company			NTPC Limited									
Name of the Power Station			Unchahar Stage-IV									
											Rs. in lakhs	
Sl No	Description	Rate of Dep (%)	GB as on 01.04.2019	Depreciation	GB as on 01.04.2020	Depreciation	GB as on 01.04.2021	Depreciation	GB as on 01.04.2022	Depreciation	GB as on 01.04.2023	Depreciation
1	Plant & Machinery	5.18	297391.28	14116.00	276037.10	14574.76	278972.23	14726.63	284474.80	10020.27	334748.75	17146.73
2	Main Plant Building	3.34	14793.18	492.36	15696.88	536.87	15952.74	532.82	14862.26	533.14	17179.34	553.51
3	S-Yard/Electrical Installations	5.28	36.37	1.92	36.37	1.92	36.37	1.92	55.07	2.91	69.79	4.74
4	Residential Other Building	3.34	672.39	25.14	667.62	21.93	669.39	22.38	677.69	22.65	566.76	23.60
5	Road/Bridge	3.34	104.23	3.48	104.23	3.48	104.23	3.48	104.23	3.48	103.37	6.19
6	Water Supply	5.28							138.81	7.32	151.36	8.02
7	Furniture & Fixtures Office Equipment	6.33	821.84	52.00	846.83	53.61	844.28	53.44	853.73	60.88	1103.31	68.84
8	Communication Equip	6.33	158.02	10.34	200.02	12.66	200.02	12.66	212.36	13.44	304.00	19.24
9	EDP WP&SATCOM	13.03	794.51	117.65	738.38	113.71	731.83	109.71	737.81	110.04	1005.08	158.53
10	VEHICLES	6.55	1.83	0.16	1.83	0.19	1.89	0.18	1.83	0.18	1.56	0.16
11	Construction equip	5.28	78.66	4.17	82.46	4.33	82.46	4.35	82.11	4.34	112.22	5.92
12	Temporary Constructions	100.00	377.93	377.93	377.93	377.93	429.47	429.47	429.47	429.47	429.47	429.47
13	Hospital Equipment	5.28	38.14	1.81	35.69	1.90	35.96	1.90	81.49	3.23	77.96	4.12
14	Software	15.00	66.29	10.24	69.49	10.42	68.49	10.42	68.49	10.42	69.59	10.46
	Total		285461.73	15223.29	295388.74	15717.66	294438.13	15925.41	304264.91	16232.35	340797.46	16480.23
	Weighted Average Depreciation Rate (%)			5.331%		5.321%		5.335%		5.330%		5.329%

Petitioner

परिमल पीयूष/PARIMAL PIYUSH
अपर महाप्रबन्धक (वाणिज्यिक)
Addl. General Manager (Commercial)
एन टी पी सी लिमिटेड/NTPC LIMITED
EOC, A-8A, Sector-24, Noida-201301 (U.P.)

PART-I
FORM- 12

Statement of Depreciation

Name of the Company : NTPC Limited

Name of the Power Station : Unchahar Stage-IV

(Amount in Rs Lakh)

S. No.	Particulars	Existing 2018-19	2019-20	2020-21	2021-22	2022-23	2023-24
1	2	3	4	5	6	7	8
1	Opening Capital Cost	2,40,955.97	2,54,440.45	2,67,163.07	2,71,228.04	2,79,317.30	2,87,790.51
2	Closing Capital Cost	2,54,440.45	2,67,163.07	2,71,228.04	2,79,317.30	2,87,790.51	3,10,508.93
3	Average Capital Cost	2,47,698.21	2,60,801.76	2,69,195.56	2,75,272.67	2,83,553.90	2,99,149.72
1a	Cost of IT Equipments & Software included in (1) above		852.80	804.75	781.90	791.35	1,110.92
2a	Cost of IT Equipments & Software included in (2) above		804.75	781.90	791.35	1,110.92	1,126.80
3a	Average Cost of IT Equipments & Software		828.78	793.33	786.63	951.14	1,118.86
4	Freehold land	-	-	-	-	-	-
8	Rate of depreciation	5.34%	5.33%	5.32%	5.34%	5.33%	5.33%
6	Depreciable value	2,22,928.39	2,34,804.46	2,42,355.34	2,47,824.07	2,55,293.63	2,69,846.63
9	Balance useful life at the beginning of the period	24.50	23.50	22.50	21.50	20.50	19.50
9	Depreciation (for the period)	13,214.78	13,904.58	14,323.43	14,686.96	15,127.27	15,941.17
10	Depreciation (annualised)	13,214.78	13,904.58	14,323.43	14,686.96	15,127.27	15,941.17
11	Cumulative depreciation at the end of the period	19,615.14	33,516.71	47,815.70	62,458.38	77,581.84	93,472.37
12	Less: Cumulative depreciation adjustment on account of un-discharged liabilities deducted as on 01.04.2009	-	-	-	-	-	-
13	Add: Cumulative depreciation adjustment on account of liability Discharge	-	-	-	-	-	-
14	Less: Cumulative depreciation adjustment on account of de-capitalisation	3.01	24.45	44.28	3.81	50.64	88.41
15	Net Cumulative depreciation at the end of the period after adjustments	19,612.13	33,492.26	47,771.42	62,454.57	77,531.21	93,383.96

(Petitioner)

परिमल पीयूष/PARIMAL PIYUSH
अपर महाप्रबन्धक (वाणिज्यिक)
Addl. General Manager (Commercial)
एन टी पी सी लिमिटेड/NTPC LIMITED
EOC, A-8A, Sector-24, Noida-201301 (U.P.)

Calculation of Interest on Actual Loans

Name of the Company: NTPC LTD.
Name of the Power Station: FGUTPS-IV

(Amount in lacs)

Sl. no.	Particulars	2017-18 [30.09.2017-31.03.2018]	2018-19	2019-20	2020-21	2021-22	2022-23	2023-24
1	**4.375% Euro Bonds 2024**							
	Gross loan - Opening	13417.60	13417.60	13,417.60	13,417.60	13,417.60	13,417.60	13,417.60
	Cumulative repayments of Loans upto previous period	0.00	0.00	-	-	-	-	-
	Net loan - Opening	13417.60	13417.60	13,417.60	13,417.60	13,417.60	13,417.60	13,417.60
	Increase/ Decrease due to FERV	0	0	-	-	-	-	-
	Increase/ Decrease due to ACE/Draw/ during the period			-	-	-	-	-
	Total	13417.60	13417.60	13,417.60	13,417.60	13,417.60	13,417.60	13,417.60
	Repayments of Loans during the period	0.00	0.00	-	-	-	-	-
	Net loan - Closing	13417.60	13417.60	13,417.60	13,417.60	13,417.60	13,417.60	13,417.60
	Average Net Loan	13417.60	13417.60	13,417.60	13,417.60	13,417.60	13,417.60	13,417.60
	Rate of Interest on Loan	4.6251%	4.6277%	4.6277%	4.6277%	4.6277%	4.6277%	4.6277%
	Interest on Loan Annualised	620.59	620.90	620.90	620.90	620.90	620.90	620.90
2	**Mizuho II A**							
	Gross loan - Opening	103.66	103.66	103.66	103.66	103.66	103.66	103.66
	Cumulative repayments of Loans upto previous period	0.00	0.00	-	25.91	77.74	103.66	103.66
	Net loan - Opening	103.66	103.66	103.66	77.74	25.91	-	-
	Increase/ Decrease due to FERV	0.00	0.00	-	-	-	-	-
	Increase/ Decrease due to ACE/Draw/ during the period	0.00	0.00	-	-	-	-	-
	Total	103.66	103.66	103.66	77.74	25.91	-	-
	Repayments of Loans during the period	0.00	0.00	25.91	51.82	25.91	-	-
	Net loan - Closing	103.66	103.66	77.74	25.91	-	-	-
	Average Net Loan	103.66	103.66	90.69	51.82	12.95	-	-
	Rate of Interest on Loan	3.39%	3.71%	3.8924%	2.0071%	1.5652%		
	Interest on Loan Annualised	3.51	3.85	3.53	1.04	0.20	-	-
3	**Mizuho II B**							
	Gross loan - Opening	4732.19	4732.19	4,732.19	4,732.19	4,732.19	4,732.19	4,732.19
	Cumulative repayments of Loans upto previous period	0.00	0.00	-	1,183.05	3,549.14	4,732.19	4,732.19
	Net loan - Opening	4732.19	4732.19	4,732.19	3,549.14	1,183.05	-	-
	Increase/ Decrease due to FERV		0.00	-	-	-	-	-
	Increase/ Decrease due to ACE/Draw/ during the period	0.00	0.00	-	-	-	-	-
	Total	4732.19	4732.19	4,732.19	3,549.14	1,183.05	-	-
	Repayments of Loans during the period	0.00	0.00	1,183.05	2,366.10	1,183.05	-	-
	Net loan - Closing	4732.19	4732.19	3,549.14	1,183.05	-	-	-
	Average Net Loan	4732.19	4732.19	4,140.67	2,366.10	591.52	-	-
	Rate of Interest on Loan	3.39%	3.71%	3.8924%	2.0071%	1.5652%		
	Interest on Loan Annualised	160.22	175.55	161.17	47.49	9.26	-	-

परिमल पीयूष/PARIMAL PIYUSH
अपर महाप्रबन्धक (वाणिज्यिक)
Addl. General Manager (Commercial)
एन टी पी सी लिमिटेड/NTPC LIMITED
EOC, A-8A, Sector-24, Noida-201301 (U.P.)

Calculation of Interest on Actual Loans

Name of the Company: NTPC LTD.
Name of the Power Station: FGUTPS-IV

(Amount in lacs)

Sl. no.	Particulars	2017-18 (30.09.2017-31.03.2018)	2018-19	2019-20	2020-21	2021-22	2022-23	2023-24
4	**4.25% Euro Bonds 2028**							
	Gross loan - Opening	17455.56	17455.56	17,455.56	17,455.56	17,455.56	17,455.56	17,455.56
	Cumulative repayments of Loans upto previous period	0.00	0.00	-	-	-	-	-
	Net loan - Opening	17455.56	17455.56	17,455.56	17,455.56	17,455.56	17,455.56	17,455.56
	Increase/ Decrease due to FERV	0.00	0.00	-	-	-	-	-
	Increase/ Decrease due to ACE/Draw during the period	0.00	0.00	-	-	-	-	-
	Total	17455.56	17455.56	17,455.56	17,455.56	17,455.56	17,455.56	17,455.56
	Repayments of Loans during the period	0.00	0.00	-	-	-	-	-
	Net loan - Closing	17455.56	17455.56	17,455.56	17,455.56	17,455.56	17,455.56	17,455.56
	Average Net Loan	17455.56	17455.56	17,455.56	17,455.56	17,455.56	17,455.56	17,455.56
	Rate of Interest on Loan	4.4955%	4.4955%	4.4955%	4.4955%	4.4955%	4.4955%	4.4955%
	Interest on Loan Annualised	784.27	784.71	784.71	784.71	784.71	784.71	784.71
5	**2.75% Euro Bonds 2027**							
	Gross loan - Opening	17877.06	17877.06	17,877.06	17,877.06	17,877.06	17,877.06	17,877.06
	Cumulative repayments of Loans upto previous period	0.00	0.00	-	-	-	-	-
	Net loan - Opening	17877.06	17877.06	17,877.06	17,877.06	17,877.06	17,877.06	17,877.06
	Increase/ Decrease due to FERV	0.00	0.00	-	-	-	-	-
	Increase/ Decrease due to ACE/Draw during the period	0.00	0.00	-	-	-	-	-
	Total	17877.06	17877.06	17,877.06	17,877.06	17,877.06	17,877.06	17,877.06
	Repayments of Loans during the period	0.00	0.00	-	-	-	-	-
	Net loan - Closing	17877.06	17877.06	17,877.06	17,877.06	17,877.06	17,877.06	17,877.06
	Average Net Loan	17877.06	17877.06	17,877.06	17,877.06	17,877.06	17,877.06	17,877.06
	Rate of Interest on Loan	2.9672%	2.91%	2.9088%	2.9088%	2.9088%	2.9088%	2.9088%
	Interest on Loan Annualised	519.72	520.01	520.01	520.01	520.01	520.01	520.01
6	**7.25 % Masala Bonds 2022**							
	Gross loan - Opening	7141.38	7141.38	7,141.38	7,141.38	7,141.38	7,141.38	7,141.38
	Cumulative repayments of Loans upto previous period	0.00	0.00	-	-	-	-	7,141.38
	Net loan - Opening	7141.38	7141.38	7,141.38	7,141.38	7,141.38	7,141.38	-
	Increase/ Decrease due to FERV	0.00	0.00	-	-	-	-	-
	Increase/ Decrease due to ACE/Draw during the period	0.00	0.00	-	-	-	-	-
	Total	7141.38	7141.38	7,141.38	7,141.38	7,141.38	7,141.38	-
	Repayments of Loans during the period	-	-	-	-	-	7,141.38	-
	Net loan - Closing	7141.38	7141.38	7,141.38	7,141.38	7,141.38	-	-
	Average Net Loan	7141.38	7141.38	7,141.38	7,141.38	7,141.38	3,570.69	-
	Rate of Interest on Loan	7.6045%	7.6667%	7.6667%	7.6667%	7.6667%	7.6667%	7.6667%
	Interest on Loan Annualised	547.55	547.65	547.65	547.65	547.65	273.83	-

परिमल पीयूष/PARIMAL PIYUSH
अपर महाप्रबन्धक (वाणिज्यिक)
Addl. General Manager (Commercial)
एन टी पी सी लिमिटेड/NTPC LIMITED
EOC, A-8A, Sector-24, Noida-201301 (U.P.)

Calculation of Interest on Actual Loans

Name of the Company: NTPC LTD.
Name of the Power Station: FGUTPS-IV

(Amount in lacs)

Sl. no.	Particulars	2017-18 (30.09.2017-31.03.2018)	2018-19	2019-20	2020-21	2021-22	2022-23	2023-24
7	JPY Equivalent USD 300 Million Loan - A							
	Gross loan - Opening	0.00	1316.88	1,316.88	1,316.88	1,316.88	1,316.88	1,316.88
	Cumulative repayments of Loans upto previous period	0.00	0.00	-	-	-	-	-
	Net loan - Opening	0.00	1316.88	1,316.88	1,316.88	1,316.88	1,316.88	1,316.88
	Increase/ Decrease due to FERV	0.00	0.00	-	-	-	-	-
	Increase/ Decrease due to ACE/Draw during the period	1316.88	0.00	-	-	-	-	-
	Total	1316.88	1316.88	1,316.88	1,316.88	1,316.88	1,316.88	1,316.88
	Repayments of Loans during the period	0.00	0.00	-	-	-	-	-
	Net loan - Closing	1316.88	1316.88	1,316.88	1,316.88	1,316.88	1,316.88	1,316.88
	Average Net Loan	1316.88	1316.88	1,316.88	1,316.88	1,316.88	1,316.88	1,316.88
	Rate of Interest on Loan	1.0273%	1.0509%	1.0229%	1.0318%	1.0168%	1.0049%	1.0018%
	Interest on Loan Annualised	13.53	13.84	13.48	13.58	13.41	13.22	13.20
8	JPY Equivalent USD 300 Million Loan - B							
	Gross loan - Opening	0.00	1224.92	1,224.92	1,224.92	1,224.92	1,224.92	1,224.92
	Cumulative repayments of Loans upto previous period	0.00	0.00	-	-	-	-	-
	Net loan - Opening	0.00	1224.92	1,224.92	1,224.92	1,224.92	1,224.92	1,224.92
	Increase/ Decrease due to FERV	0.00	0.00	-	-	-	-	-
	Increase/ Decrease due to ACE/Draw during the period	1224.92	0.00	-	-	-	-	-
	Total	1224.92	1224.92	1,224.92	1,224.92	1,224.92	1,224.92	1,224.92
	Repayments of Loans during the period	0.00	0.00	-	-	-	-	-
	Net loan - Closing	1224.92	1224.92	1,224.92	1,224.92	1,224.92	1,224.92	1,224.92
	Average Net Loan	1224.92	1224.92	1,224.92	1,224.92	1,224.92	1,224.92	1,224.92
	Rate of Interest on Loan	1.0273%	1.0509%	1.0229%	1.0318%	1.0168%	1.0049%	1.0018%
	Interest on Loan Annualised	12.58	12.86	12.53	12.64	12.46	12.31	12.34
9	ICICI IV							
	Gross loan - Opening	6500.00	6500.00	6,500.00	6,500.00	6,500.00	6,500.00	6,500.00
	Cumulative repayments of Loans upto previous period	0.00	0.00	-	6,500.00	6,500.00	6,500.00	6,500.00
	Net loan - Opening	6500.00	6500.00	6,500.00	-	-	-	-
	Increase/ Decrease due to FERV		0.00	-	-	-	-	-
	Increase/ Decrease due to ACE/Draw during the period		0.00	-	-	-	-	-
	Total	6500.00	6500.00	6,500.00	-	-	-	-
	Repayments of Loans during the period		0.00	6,500.00	-	-	-	-
	Net loan - Closing	6500.00	6500.00	-	-	-	-	-
	Average Net Loan	6500.00	6500.00	3,250.00	3,250.00	3,250.00	3,250.00	3,250.00
	Rate of Interest on Loan	7.8965%	8.3387%	8.3387%	0.0000%	0.0000%	0.0000%	0.0000%
	Interest on Loan Annualised	512.97	542.12	270.97	-	-	-	-

परिमल पीयूष/PARIMAL PIYUSH
अपर महाप्रबंधक (वाणिज्यिक)
Addl. General Manager (Commercial)
एन टी पी सी लिमिटेड/NTPC LIMITED
EDC, A-8A, Sector-24, Noida-201301 (U.P.)

Calculation of Interest on Actual Loans

Name of the Company NTPC LTD.
Name of the Power Station FGUTPS-IV

NTPC LTD.
FGUTPS-IV

(Amount in lacs)

(Amount in lacs)

Sl. no.	Particulars	2017-18 (30.09.2017-31.03.2018)	2018-19	2019-20	2020-21	2021-22	2022-23	2023-24
10	**HDFC BANK-III repayment from 04.12.2021**							
	Gross loan - Opening	1500.00	1500.00	1,500.00	1,500.00	1,500.00	1,500.00	1,500.00
	Cumulative repayments of Loans upto previous period	0.00	0.00	-	-	-	166.67	333.33
	Net loan - Opening	1500.00	1500.00	1,500.00	1,500.00	1,500.00	1,333.33	1,166.67
	Increase/ Decrease due to FERV	0.00	0.00	-	-	-	-	-
	Increase/ Decrease due to ACE/Draw during the period	0.00	0.00	-	-	-	-	-
	Total	1500.00	1500.00	1,500.00	1,500.00	1,500.00	1,333.33	1,166.67
	Repayments of Loans during the period	0.00	0.00	-	-	166.67	166.67	166.67
	Net loan - Closing	1500.00	1500.00	1,500.00	1,500.00	1,333.33	1,166.67	1,000.00
	Average Net Loan	1500.00	1500.00	1,500.00	1,500.00	1,415.67	1,250.00	1,083.33
	Rate of Interest on Loan	7.96%	8.21%	8.0064%	6.9962%	6.9600%	7.2330%	7.3600%
	Interest on Loan Annualised	116.47	123.18	120.88	95.97	84.29	80.42	86.23
11	**SBI VIII Total repayment from 31.01.2022 -9Y**							
	Gross loan - Opening	17000.00	17000.00	17,000.00	17,000.00	17,000.00	17,000.00	17,000.00
	Cumulative repayments of Loans upto previous period	0.00	0.00	-	-	-	1,888.89	3,777.78
	Net loan - Opening	17000.00	17000.00	17,000.00	17,000.00	17,000.00	15,111.11	13,222.22
	Increase/ Decrease due to FERV	0.00	0.00	-	-	-	-	-
	Increase/ Decrease due to ACE/Draw during the period	0.00	0.00	-	-	-	-	-
	Total	17000.00	17000.00	17,000.00	17,000.00	17,000.00	15,111.11	13,222.22
	Repayments of Loans during the period	0.00	0.00	-	-	1,888.89	1,888.89	1,888.89
	Net loan - Closing	17000.00	17000.00	17,000.00	17,000.00	15,111.11	13,222.22	11,333.33
	Average Net Loan	17000.00	17000.00	17,000.00	17,000.00	16,055.56	14,166.67	12,277.78
	Rate of Interest on Loan	7.88%	8.01%	7.9342%	6.8500%	6.6500%	7.2108%	8.1262%
	Interest on Loan Annualised	1336.59	1362.36	1,348.81	1,165.52	1,067.69	1,021.53	997.72
12	**State Bank of India-IX**							
	Gross loan - Opening	2500.00	2500.00	2,500.00	2,500.00	2,500.00	2,500.00	2,500.00
	Cumulative repayments of Loans upto previous period	0.00	0.00	-	-	277.78	555.56	833.33
	Net loan - Opening	2500.00	2500.00	2,500.00	2,500.00	2,222.22	1,944.44	1,666.67
	Increase/ Decrease due to FERV	0.00	0.00	-	-	-	-	-
	Increase/ Decrease due to ACE/Draw during the period	0.00	0.00	-	-	-	-	-
	Total	2500.00	2500.00	2,500.00	2,500.00	2,222.22	1,944.44	1,666.67
	Repayments of Loans during the period	0.00	0.00	-	277.78	277.78	277.78	-
	Net loan - Closing	2500.00	2500.00	2,500.00	2,222.22	1,944.44	1,666.67	1,666.67
	Average Net Loan	2500.00	2500.00	2,500.00	2,361.11	2,083.33	1,805.56	1,666.67
	Rate of Interest on Loan	7.96%	8.01%	7.9342%	6.8500%	6.6500%	7.2108%	8.1262%
	Interest on Loan Annualised	198.88	200.35	198.36	161.88	138.54	130.20	135.44

परिमल पीयूष/PARIMAL PIYUSH
अपर महाप्रबन्धक (वाणिज्यिक)
Addl. General Manager (Commercial)
एन टी पी सी लिमिटेड/NTPC LIMITED
EGC, A-8A, Sector-24, Noida-201301 (U.P.)

Calculation of Interest on Actual Loans

Name of the Company: NTPC LTD.
Name of the Power Station: FGUTPS-IV

NTPC LTD.
FGUTPS-IV

(Amount in lacs)

(Amount in lacs)

Sl. no.	Particulars	2017-18 (30.09.2017-31.03.2018)	2018-19	2019-20	2020-21	2021-22	2022-23	2023-24
13	**State Bank of India-X (Repayment from 01.10.2024)**							
	Gross loan - Opening	3000.00	3000.00	3,000.00	3,000.00	3,000.00	3,000.00	3,000.00
	Cumulative repayments of Loans upto previous period	0.00	0.00	-	-	-	-	-
	Net loan - Opening	3000.00	3000.00	3,000.00	3,000.00	3,000.00	3,000.00	3,000.00
	Increase/ Decrease due to FERV	0.00	0.00	-	-	-	-	-
	Increase/ Decrease due to ACE/Draw/ during the period	0.00	0.00	-	-	-	-	-
	Total	3000.00	3000.00	3,000.00	3,000.00	3,000.00	3,000.00	3,000.00
	Repayments of Loans during the period	0.00	0.00	-	-	-	-	-
	Net loan - Closing	3000.00	3000.00	3,000.00	3,000.00	3,000.00	3,000.00	3,000.00
	Average Net Loan	3000.00	3000.00	3,000.00	3,000.00	3,000.00	3,000.00	3,000.00
	Rate of Interest on Loan	7.87%	8.05%	7.9743%	6.8732%	6.6500%	7.3860%	8.1392%
	Interest on Loan Annualised	236.20	241.88	238.23	206.20	199.50	218.58	244.18
14	**Vijaya Bank - VI D-4 Refinanced by HDFC-IX**							
	Gross loan - Opening	0.00	2000.00	2,000.00	2,000.00	2,000.00	2,000.00	2,000.00
	Cumulative repayments of Loans upto previous period	0.00	0.00	-	200.00	2,000.00	2,000.00	2,000.00
	Net loan - Opening	0.00	2000.00	2,000.00	1,800.00	-	-	-
	Increase/ Decrease due to FERV	0.00	0.00	-	-	-	-	-
	Increase/ Decrease due to ACE/Draw/ during the period	2000.00	0.00	-	-	-	-	-
	Total	2000.00	2000.00	2,000.00	1,800.00	-	-	-
	Repayments of Loans during the period	0.00	0.00	200.00	1,800.00	-	-	-
	Net loan - Closing	2000.00	2000.00	1,800.00	-	-	-	-
	Average Net Loan	2000.00	2000.00	1,900.00	900.00	-	-	-
	Rate of Interest on Loan	7.91%	8.12%	8.0342%	7.2879%	0.0000%	0.0000%	0.0000%
	Interest on Loan Annualised	158.28	162.48	152.65	65.59	-	-	-
15	**HDFC-IX D4 (Refinaned of Vijaya Bank VI)**							
	Gross loan - Opening	0.00	0.00	-	-	1,800.00	1,800.00	1,800.00
	Cumulative repayments of Loans upto previous period	0.00	0.00	-	-	-	-	-
	Net loan - Opening	0.00	0.00	-	-	1,800.00	1,800.00	1,800.00
	Increase/ Decrease due to FERV	0.00	0.00	-	-	-	-	-
	Increase/ Decrease due to ACE/Draw/ during the period	0.00	0.00	-	1,800.00	-	-	-
	Total	0.00	0.00	-	1,800.00	1,800.00	1,800.00	1,800.00
	Repayments of Loans during the period	0.00	0.00	-	-	-	-	-
	Net loan - Closing	0.00	0.00	-	1,800.00	1,800.00	1,800.00	1,800.00
	Average Net Loan	0.00	0.00	-	900.00	1,800.00	1,800.00	1,800.00
	Rate of Interest on Loan	0.000%	0.000%	0.0000%	6.6891%	6.6000%	6.6000%	6.6100%
	Interest on Loan Annualised	0.00	0.00	-	59.12	122.40	145.50	158.58

परिमल पीयूष/PARIMAL PIYUSH
अपर महाप्रबन्धक (वाणिज्यिक)
Addl. General Manager (Commercial)
एन टी पी सी लिमिटेड/NTPC LIMITED
EOC, A-8A, Sector-24, Noida-201301 (U.P.)

Calculation of Interest on Actual Loans

Name of the Company: NTPC LTD.
Name of the Power Station: FGUTPS-IV

(Amount in lacs)

Sl. no.	Particulars	2017-18 (30.09.2017 TO 31.03.2018)	2018-19	2019-20	2020-21	2021-22	2022-23	2023-24
19	**Bonds- 50 1A-repayment on 16.12.2023**							
	Gross loan - Opening	4183.08	4183.08	4,183.08	4,183.08	4,183.08	4,183.08	4,183.08
	Cumulative repayments of Loans upto previous period	0.00	0.00	-	-	-	-	-
	Net loan - Opening	4183.08	4183.08	4,183.08	4,183.08	4,183.08	4,183.08	4,183.08
	Increase/ Decrease due to FERV	0.00	0.00	-	-	-	-	-
	Increase/ Decrease due to ACE/Draw during the period	0.00	0.00	-	-	-	-	-
	Total	4183.08	4183.08	4,183.08	4,183.08	4,183.08	4,183.08	4,183.08
	Repayments of Loans during the period	0.00	0.00	-	-	-	-	4,180.06
	Net loan - Closing	4183.08	4183.08	4,183.08	4,183.08	4,183.08	4,183.08	3.02
	Average Net Loan	4183.08	4183.08	4,183.08	4,183.08	4,183.08	4,183.08	2,093.54
	Rate of Interest on Loan	8.4400%	8.4400%	8.4400%	8.4400%	8.4400%	8.4400%	8.4400%
	Interest on Loan Annualised	353.05	353.05	353.05	353.05	353.05	353.05	176.73
20	**Bonds- 50 3A -repayment on 16.12.2028**							
	Gross loan - Opening	2142.39	2142.39	2,142.39	2,142.39	2,142.39	2,142.39	2,142.39
	Cumulative repayments of Loans upto previous period	0.00	0.00	-	-	-	-	-
	Net loan - Opening	2142.39	2142.39	2,142.39	2,142.39	2,142.39	2,142.39	2,142.39
	Increase/ Decrease due to FERV	0.00	0.00	-	-	-	-	-
	Increase/ Decrease due to ACE/Draw during the period	0.00	0.00	-	-	-	-	-
	Total	2142.39	2142.39	2,142.39	2,142.39	2,142.39	2,142.39	2,142.39
	Repayments of Loans during the period	0.00	0.00	-	-	-	-	-
	Net loan - Closing	2142.39	2142.39	2,142.39	2,142.39	2,142.39	2,142.39	2,142.39
	Average Net Loan	2142.39	2142.39	2,142.39	2,142.39	2,142.39	2,142.39	2,142.39
	Rate of Interest on Loan	8.5100%	8.5100%	8.5100%	8.5100%	8.5100%	8.5100%	8.5100%
	Interest on Loan Annualised	182.32	182.32	182.32	182.32	182.32	182.32	182.32
21	**Bonds- 50 3A -repayment on 16.12.2033**							
	Gross loan - Opening	2674.52	2674.52	2,674.52	2,674.52	2,674.52	2,674.52	2,674.52
	Cumulative repayments of Loans upto previous period	0.00	0.00	-	-	-	-	-
	Net loan - Opening	2674.52	2674.52	2,674.52	2,674.52	2,674.52	2,674.52	2,674.52
	Increase/ Decrease due to FERV	0.00	0.00	-	-	-	-	-
	Increase/ Decrease due to ACE/Draw during the period	0.00	0.00	-	-	-	-	-
	Total	2674.52	2674.52	2,674.52	2,674.52	2,674.52	2,674.52	2,674.52
	Repayments of Loans during the period	0.00	0.00	-	-	-	-	-
	Net loan - Closing	2674.52	2674.52	2,674.52	2,674.52	2,674.52	2,674.52	2,674.52
	Average Net Loan	2674.52	2674.52	2,674.52	2,674.52	2,674.52	2,674.52	2,674.52
	Rate of Interest on Loan	8.6900%	8.6900%	8.6900%	8.6900%	8.6900%	8.6900%	8.6900%
	Interest on Loan Annualised	232.42	232.42	232.42	232.42	232.42	232.42	232.42

परिमल पीयूष/PARIMAL PIYUSH
अपर महाप्रबन्धक (वाणिज्यिक)
Addl. General Manager (Commercial)
एन टी पी सी लिमिटेड/NTPC LIMITED
EOC, A-8A, Sector-24, Noida-201301 (U.P.)

Calculation of Interest on Actual Loans

Name of the Company: NTPC LTD.
Name of the Power Station: FGUTPS-IV

(Amount in lacs)

Sl. no.	Particulars	2017-18 (30.09.2017-31.03.2018)	2018-19	2019-20	2020-21	2021-22	2022-23	2023-24
23	**Bonds- 50 1B -repayment on 16.12.2023**							
	Gross loan - Opening	1788.34	1788.34	1,788.34	1,788.34	1,788.34	1,788.34	1,788.34
	Cumulative repayments of Loans upto previous period	0.00	0.00	-	-	-	-	-
	Net loan - Opening	1788.34	1788.34	1,788.34	1,788.34	1,788.34	1,788.34	1,788.34
	Increase/ Decrease due to FERV	0.00	0.00	-	-	-	-	-
	Increase/ Decrease due to ACE/Draw during the period	0.00	0.00	-	-	-	-	-
	Total	1788.34	1788.34	1,788.34	1,788.34	1,788.34	1,788.34	1,788.34
	Repayments of Loans during the period	0.00	0.00	-	-	-	-	1,788.34
	Net loan - Closing	1788.34	1788.34	1,788.34	1,788.34	1,788.34	1,788.34	-
	Average Net Loan	1788.34	1788.34	1,788.34	1,788.34	1,788.34	1,788.34	894.17
	Rate of Interest on Loan	8.690%	8.690%	8.6900%	8.6900%	8.6900%	8.6900%	8.6900%
	Interest on Loan Annualised	155.41	155.41	155.41	155.41	155.41	155.41	77.70
33	**Bonds- 50 2B -repayment on 16.12.2028**							
	Gross loan - Opening	783.37	783.37	783.37	783.37	783.37	783.37	783.37
	Cumulative repayments of Loans upto previous period	0.00	0.00	-	-	-	-	-
	Net loan - Opening	783.37	783.37	783.37	783.37	783.37	783.37	783.37
	Increase/ Decrease due to FERV	0.00	0.00	-	-	-	-	-
	Increase/ Decrease due to ACE/Draw during the period	0.00	0.00	-	-	-	-	-
	Total	783.37	783.37	783.37	783.37	783.37	783.37	783.37
	Repayments of Loans during the period	0.00	0.00	-	-	-	-	-
	Net loan - Closing	783.37	783.37	783.37	783.37	783.37	783.37	783.37
	Average Net Loan	783.37	783.37	783.37	783.37	783.37	783.37	783.37
	Rate of Interest on Loan	8.760%	8.7600%	8.7600%	8.7600%	8.7600%	8.7600%	8.7600%
	Interest on Loan Annualised	68.62	68.62	68.62	68.62	68.62	68.62	68.62
34	**Bonds- 50 3B- repayment on 16.12.2033**							
	Gross loan - Opening	3428.30	3428.30	3,428.30	3,428.30	3,428.30	3,428.30	3,428.30
	Cumulative repayments of Loans upto previous period	0.00	0.00	-	-	-	-	-
	Net loan - Opening	3428.30	3428.30	3,428.30	3,428.30	3,428.30	3,428.30	3,428.30
	Increase/ Decrease due to FERV	0.00	0.00	-	-	-	-	-
	Increase/ Decrease due to ACE/Draw during the period	0.00	0.00	-	-	-	-	-
	Total	3428.30	3428.30	3,428.30	3,428.30	3,428.30	3,428.30	3,428.30
	Repayments of Loans during the period	0.00	0.00	-	-	-	-	-
	Net loan - Closing	3428.30	3428.30	3,428.30	3,428.30	3,428.30	3,428.30	3,428.30
	Average Net Loan	3428.30	3428.30	3,428.30	3,428.30	3,428.30	3,428.30	3,428.30
	Rate of Interest on Loan	8.940%	8.9400%	8.9400%	8.9400%	8.9400%	8.9400%	8.9400%
	Interest on Loan Annualised	306.49	306.49	306.49	306.49	306.49	306.49	306.49

परिमल पीयुष/PARIMAL PIYUSH
अपर महाप्रबन्धक (वाणिज्यिक)
Addl. General Manager (Commercial)
एन टी पी सी लिमिटेड/NTPC LIMITED
EDC, A-8A, Sector-24, Noida-201301 (U.P.)

Calculation of Interest on Actual Loans

Name of the Company: NTPC LTD.
Name of the Power Station: FGUTPS-IV

(Amount in lacs)

Sl. no.	Particulars	2017-18 (30.09.2017-31.03.2018)	2018-19	2019-20	2020-21	2021-22	2022-23	2023-24
25	**Bonds 54 Repayment on 25.02.2023**							
	Gross loan - Opening	17400.00	17400.00	17,400.00	17,400.00	17,400.00	17,400.00	17,400.00
	Cumulative repayments of Loans upto previous period	0.00	0.00	-	-	-	-	3,480.00
	Net loan - Opening	17400.00	17400.00	17,400.00	17,400.00	17,400.00	17,400.00	13,920.00
	Increase/ Decrease due to FERV	0.00	0.00	-	-	-	-	-
	Increase/ Decrease due to ACE/Draw during the period	0.00	0.00	-	-	-	-	-
	Total	17400.00	17400.00	17,400.00	17,400.00	17,400.00	17,400.00	13,920.00
	Repayments of Loans during the period	0.00	0.00	-	-	-	3,480.00	6,960.00
	Net loan - Closing	17400.00	17400.00	17,400.00	17,400.00	17,400.00	13,920.00	6,960.00
	Average Net Loan	17400.00	17400.00	17,400.00	17,400.00	17,400.00	15,660.00	10,440.00
	Rate of Interest on Loan	8.530%	8.530%	8.5300%	8.5300%	8.5300%	8.5300%	8.5300%
	Interest on Loan Annualised	1482.48	1482.48	1,482.48	1,482.48	1,482.48	1,334.73	890.49
26	**Bonds 57 Repayment on 15.12.2025**							
	Gross loan - Opening	4800.00	4800.00	4,800.00	4,800.00	4,800.00	4,800.00	4,800.00
	Cumulative repayments of Loans upto previous period	0.00	0.00	-	-	-	-	-
	Net loan - Opening	4800.00	4800.00	4,800.00	4,800.00	4,800.00	4,800.00	4,800.00
	Increase/ Decrease due to FERV	0.00	0.00	-	-	-	-	-
	Increase/ Decrease due to ACE/Draw during the period	0.00	0.00	-	-	-	-	-
	Total	4800.00	4800.00	4,800.00	4,800.00	4,800.00	4,800.00	4,800.00
	Repayments of Loans during the period	0.00	0.00	-	-	-	-	-
	Net loan - Closing	4800.00	4800.00	4,800.00	4,800.00	4,800.00	4,800.00	4,800.00
	Average Net Loan	4800.00	4800.00	4,800.00	4,800.00	4,800.00	4,800.00	4,800.00
	Rate of Interest on Loan	8.230%	8.230%	8.2300%	8.2300%	8.2300%	8.2300%	8.2300%
	Interest on Loan Annualised	394.56	394.56	394.56	394.56	394.56	394.56	394.56
27	**Bonds 59 Repayment on 24.02.2021**							
	Gross loan - Opening	5400.00	5400.00	5,400.00	5,400.00	5,400.00	5,400.00	5,400.00
	Cumulative repayments of Loans upto previous period	0.00	0.00	-	-	5,400.00	5,400.00	5,400.00
	Net loan - Opening	5400.00	5400.00	5,400.00	5,400.00	-	-	-
	Increase/ Decrease due to FERV	0.00	0.00	-	-	-	-	-
	Increase/ Decrease due to ACE/Draw during the period	0.00	0.00	-	-	-	-	-
	Total	5400.00	5400.00	5,400.00	5,400.00	-	-	-
	Repayments of Loans during the period	0.00	0.00	-	5,400.00	-	-	-
	Net loan - Closing	5400.00	5400.00	5,400.00	-	-	-	-
	Average Net Loan	5400.00	5400.00	5,400.00	2,700.00	-	-	-
	Rate of Interest on Loan	8.360%	8.360%	8.3600%	8.3600%	8.3600%	8.3600%	8.3600%
	Interest on Loan Annualised	451.44	451.44	451.44	225.72	-	-	-

परिमल पीयूष/PARIMAL PIYUSH
अपर महाप्रबन्धक (वाणिज्यिक)
Addl. General Manager (Commercial)
एन टी पी सी लिमिटेड/NTPC LIMITED
EOC, A-8A, Sector-24, Noida-201301 (U.P.)

Calculation of Interest on Actual Loans

Name of the Company: NTPC LTD.
Name of the Power Station: FGUTPS-IV

(Amount in lacs)

Sl. no.	Particulars	2017-18 (30.09.2017-31.03.2018)	2018-19	2019-20	2020-21	2021-22	2022-23	2023-24
29	**Bonds 60 Repayment on 06.06.2026**							
	Gross loan - Opening	1800.00	1800.00	1,800.00	1,800.00	1,800.00	1,800.00	1,800.00
	Cumulative repayments of Loans upto previous period	0.00	0.00	-	-	-	-	-
	Net loan - Opening	1800.00	1800.00	1,800.00	1,800.00	1,800.00	1,800.00	1,800.00
	Increase/ Decrease due to FERV	0.00	0.00	-	-	-	-	-
	Increase/ Decrease due to ACE/Draw during the period	0.00	0.00	-	-	-	-	-
	Total	1800.00	1800.00	1,800.00	1,800.00	1,800.00	1,800.00	1,800.00
	Repayments of Loans during the period	0.00	0.00	-	-	-	-	-
	Net loan - Closing	1800.00	1800.00	1,800.00	1,800.00	1,800.00	1,800.00	1,800.00
	Average Net Loan	1800.00	1800.00	1,800.00	1,800.00	1,800.00	1,800.00	1,800.00
	Rate of Interest on Loan	8.060%	8.060%	8.0600%	8.0600%	8.0600%	8.0600%	8.0600%
	Interest on Loan Annualised	145.44	145.44	145.44	145.44	145.44	145.44	145.44
29	**Bonds 61 Repayment on 27.05.2021**							
	Gross loan - Opening	6000.00	6000.00	6,000.00	6,000.00	6,000.00	6,000.00	6,000.00
	Cumulative repayments of Loans upto previous period	0.00	0.00	-	-	-	1,666.67	1,666.67
	Net loan - Opening	6000.00	6000.00	6,000.00	6,000.00	6,000.00	4,333.33	4,333.33
	Increase/ Decrease due to FERV	0.00	0.00	-	-	-	-	-
	Increase/ Decrease due to ACE/Draw during the period	0.00	0.00	-	-	-	-	-
	Total	6000.00	6000.00	6,000.00	6,000.00	6,000.00	4,333.33	4,333.33
	Repayments of Loans during the period	0.00	0.00	-	-	1,666.67	-	-
	Net loan - Closing	6000.00	6000.00	6,000.00	6,000.00	4,333.33	4,333.33	4,333.33
	Average Net Loan	6000.00	6000.00	6,000.00	6,000.00	5,166.67	4,333.33	4,333.33
	Rate of Interest on Loan	8.132%	8.130%	8.1300%	8.1300%	8.1300%	8.1300%	8.1300%
	Interest on Loan Annualised	488.50	488.50	488.50	488.50	338.75	271.00	271.00
30	**Bonds 62 Repayment on 23.06.2026**							
	Gross loan - Opening	3800.00	3800.00	3,800.00	3,800.00	3,800.00	3,800.00	3,800.00
	Cumulative repayments of Loans upto previous period	0.00	0.00	-	-	-	-	-
	Net loan - Opening	3800.00	3800.00	3,800.00	3,800.00	3,800.00	3,800.00	3,800.00
	Increase/ Decrease due to FERV	0.00	0.00	-	-	-	-	-
	Increase/ Decrease due to ACE/Draw during the period	0.00	0.00	-	-	-	-	-
	Total	3800.00	3800.00	3,800.00	3,800.00	3,800.00	3,800.00	3,800.00
	Repayments of Loans during the period	0.00	0.00	-	-	-	-	-
	Net loan - Closing	3800.00	3800.00	3,800.00	3,800.00	3,800.00	3,800.00	3,800.00
	Average Net Loan	3800.00	3800.00	3,800.00	3,800.00	3,800.00	3,800.00	3,800.00
	Rate of Interest on Loan	7.610%	7.610%	7.6103%	7.6103%	7.6103%	7.6103%	7.6100%
	Interest on Loan Annualised	213.08	213.08	213.08	213.08	213.08	213.08	213.08

परिमल पीयूष/PARIMAL PIYUSH
अपर महाप्रबन्धक (वाणिज्यिक)
Addl. General Manager (Commercial)
एन टी पी सी लिमिटेड/NTPC LIMITED
EOC, A-8A, Sector-24, Noida-201301 (U.P.)

Calculation of Interest on Actual Loans

Name of the Company: NTPC LTD.
Name of the Power Station: FGUTPS-IV

NTPC LTD.
FGUTPS-IV

(Amount in lacs)

(Amount in lacs)

Sr. no.	Particulars	2017-18 (30.09.2017-31.03.2018)	2018-19	2019-20	2020-21	2021-22	2022-23	2023-24
31	**Bonds 63 Repayment on 16.09.2026**							
	Gross loan - Opening	3300.00	3300.00	3,300.00	3,300.00	3,300.00	3,300.00	3,300.00
	Cumulative repayments of Loans upto previous period	0.00	0.00	-	-	-	-	-
	Net loan - Opening	3300.00	3300.00	3,300.00	3,300.00	3,300.00	3,300.00	3,300.00
	Increase/ Decrease due to FERV	0.00	0.00	-	-	-	-	-
	Increase/ Decrease due to ACE/Draw during the period	0.00	0.00	-	-	-	-	-
	Total	3300.00	3300.00	3,300.00	3,300.00	3,300.00	3,300.00	3,300.00
	Repayments of Loans during the period	0.00	0.00	-	-	-	-	-
	Net loan - Closing	3300.00	3300.00	3,300.00	3,300.00	3,300.00	3,300.00	3,300.00
	Average Net Loan	3300.00	3300.00	3,300.00	3,300.00	3,300.00	3,300.00	3,300.00
	Rate of Interest on Loan	7.500%	7.500%	7.5000%	7.5000%	7.5000%	7.5000%	7.5000%
	Interest on Loan Annualised	247.50	247.50	247.50	247.50	247.50	247.50	247.50
32	**Bonds 64 Repayment on 07.11.2031**							
	Gross loan - Opening	3500.00	3500.00	3,500.00	3,500.00	3,500.00	3,500.00	3,500.00
	Cumulative repayments of Loans upto previous period	0.00	0.00	-	-	-	-	-
	Net loan - Opening	3500.00	3500.00	3,500.00	3,500.00	3,500.00	3,500.00	3,500.00
	Increase/ Decrease due to FERV	0.00	0.00	-	-	-	-	-
	Increase/ Decrease due to ACE/Draw during the period	0.00	0.00	-	-	-	-	-
	Total	3500.00	3500.00	3,500.00	3,500.00	3,500.00	3,500.00	3,500.00
	Repayments of Loans during the period	0.00	0.00	-	-	-	-	-
	Net loan - Closing	3500.00	3500.00	3,500.00	3,500.00	3,500.00	3,500.00	3,500.00
	Average Net Loan	3500.00	3500.00	3,500.00	3,500.00	3,500.00	3,500.00	3,500.00
	Rate of Interest on Loan	7.520%	7.520%	7.5200%	7.5200%	7.5200%	7.5200%	7.5200%
	Interest on Loan Annualised	263.20	263.20	263.20	263.20	263.20	263.20	263.20
33	**Bonds 65 Repayment on 24.11.2021**							
	Gross loan - Opening	2000.00	2000.00	2,000.00	2,000.00	2,000.00	2,000.00	2,000.00
	Cumulative repayments of Loans upto previous period	0.00	0.00	-	-	-	-	-
	Net loan - Opening	2000.00	2000.00	2,000.00	2,000.00	2,000.00	-	-
	Increase/ Decrease due to FERV	0.00	0.00	-	-	-	-	-
	Increase/ Decrease due to ACE/Draw during the period	0.00	0.00	-	-	-	-	-
	Total	2000.00	2000.00	2,000.00	2,000.00	2,000.00	-	-
	Repayments of Loans during the period	0.00	0.00	-	-	2,000.00	-	-
	Net loan - Closing	2000.00	2000.00	2,000.00	2,000.00	-	-	-
	Average Net Loan	2000.00	2000.00	2,000.00	2,000.00	1,000.00	-	-
	Rate of Interest on Loan	6.750%	6.750%	6.7500%	6.7500%	6.7500%	6.7500%	6.7500%
	Interest on Loan Annualised	135.00	135.00	135.00	135.00	67.50	-	-

परिमल पीयूष/PARIMAL PIYUSH
अपर महाप्रबंधक (वाणिज्यिक)
Addl. General Manager (Commercial)
एन टी पी सी लिमिटेड/NTPC LIMITED
EOC, A-8A, Sector-24, Noida-201301 (U.P.)

Calculation of Interest on Accual Loans

Name of the Company: NTPC LTD.
Name of the Power Station: FGUTPS-IV

(Amount in lacs)

Sl. no.	Particulars	2017-18 (30.09.2017-31.03.2018)	2018-19	2019-20	2020-21	2021-22	2022-23	2023-24
34	**Bonds 66 Repayment on 14.12.2021**							
	Gross loan - Opening	14700.00	14700.00	14,700.00	14,700.00	14,700.00	14,700.00	14,700.00
	Cumulative repayments of Loans upto previous period	0.00	0.00	-	-	-	-	-
	Net loan - Opening	14700.00	14700.00	14,700.00	14,700.00	14,700.00	14,700.00	14,700.00
	Increase/ Decrease due to FERV	0.00	0.00	-	-	-	-	-
	Increase/ Decrease due to ACE/Draw during the period	0.00	0.00	-	-	-	-	-
	Total	14700.00	14700.00	14,700.00	14,700.00	14,700.00	14,700.00	14,700.00
	Repayments of Loans during the period	0.00	0.00	-	-	-	-	-
	Net loan - Closing	14700.00	14700.00	14,700.00	14,700.00	14,700.00	14,700.00	14,700.00
	Average Net Loan	14700.00	14700.00	14,700.00	14,700.00	14,700.00	14,700.00	14,700.00
	Rate of Interest on Loan	7.400%	7.400%	7.4000%	7.4000%	7.4000%	7.4000%	7.4000%
	Interest on Loan Annualised	1087.80	1087.80	1,087.80	1,087.80	1,087.80	1,087.80	1,087.80
36	**Bonds 67 Repayment on 15.01.2029**							
	Gross loan - Opening	0.00	0.00	2,500.00	2,500.00	2,500.00	2,500.00	2,500.00
	Cumulative repayments of Loans upto previous period	0.00	0.00	-	-	-	-	-
	Net loan - Opening	0.00	0.00	2,500.00	2,500.00	2,500.00	2,500.00	2,500.00
	Increase/ Decrease due to FERV	0.00	0.00	-	-	-	-	-
	Increase/ Decrease due to ACE/Draw during the period	0.00	2500.00	-	-	-	-	-
	Total	0.00	2500.00	2,500.00	2,500.00	2,500.00	2,500.00	2,500.00
	Repayments of Loans during the period	0.00	0.00	-	-	-	-	-
	Net loan - Closing	0.00	2500.00	2,500.00	2,500.00	2,500.00	2,500.00	2,500.00
	Average Net Loan	0.00	1250.00	2,500.00	2,500.00	2,500.00	2,500.00	2,500.00
	Rate of Interest on Loan	8.330%	8.3300%	8.3300%	8.3300%	8.3300%	8.3300%	8.3300%
	Interest on Loan Annualised	0.00	104.13	208.25	208.25	208.25	208.25	208.25
35	**Bonds 68 Repayment on 17.01.2029**							
	Gross loan - Opening	0.00	0.00	-	14,000.00	14,000.00	14,000.00	14,000.00
	Cumulative repayments of Loans upto previous period	0.00	0.00	-	-	-	-	-
	Net loan - Opening	0.00	0.00	-	14,000.00	14,000.00	14,000.00	14,000.00
	Increase/ Decrease due to FERV	0.00	0.00	-	-	-	-	-
	Increase/ Decrease due to ACE/Draw during the period	0.00	0.00	14,000.00	-	-	-	-
	Total	0.00	0.00	14,000.00	14,000.00	14,000.00	14,000.00	14,000.00
	Repayments of Loans during the period	0.00	0.00	-	-	-	-	-
	Net loan - Closing	0.00	0.00	14,000.00	14,000.00	14,000.00	14,000.00	14,000.00
	Average Net Loan	0.00	0.00	7,000.00	14,000.00	14,000.00	14,000.00	14,000.00
	Rate of Interest on Loan	0.000%	0.000%	7.3500%	7.3500%	7.3500%	7.3500%	7.3500%
	Interest on Loan Annualised	0.00	0.00	514.50	1,029.00	1,029.00	1,029.00	1,029.00

परिमल पीयूष/PARIMAL PIYUSH
अपर महाप्रबन्धक (वाणिज्यिक)
Addl. General Manager (Commercial)
एन टी पी सी लिमिटेड/NTPC LIMITED
EDC, A-8A, Sector-24, Noida-201301 (U.P.)

Calculation of Interest on Actual Loans

Name of the Company NTPC LTD. NTPC LTD.
Name of the Power Station FGUTPS-IV FGUTPS-IV

(Amount in lacs) (Amount in lacs)

Sl. no.	Particulars	2017-18 (30.09.2017-31.03.2018)	2018-19	2019-20	2020-21	2021-22	2022-23	2023-24
	TOTAL LOAN							
	Gross loan - Opening	100927.44	173968.21	1,84,968.21	2,08,968.21	2,10,768.21	2,10,768.21	2,10,768.21
	Cumulative repayments of Loans upto previous period	0.00	0.00	-	10,408.96	20,384.66	27,513.82	41,190.55
	Net loan - Opening	100927.44	173968.21	1,84,968.21	1,98,559.25	1,90,463.55	1,83,254.59	1,69,577.66
	Increase/ Decrease due to FERV	0.00	0.00	-	-	-	-	-
	Increase/ Decrease due to ACE/Draw during the period	7040.77	21000.00	14,000.00	1,000.00	-	-	-
	Total	173968.21	194968.21	2,08,968.21	2,00,359.25	1,90,463.55	1,83,254.59	1,69,577.66
	Repayments of Loans during the period	0.00	0.00	10,408.96	9,895.70	7,208.96	13,676.93	15,705.20
	Net loan - Closing	173968.21	194968.21	1,98,559.25	1,90,463.55	1,83,254.59	1,69,577.66	1,53,868.46
	Average Net Loan	173968.21	193718.21	1,86,763.73	1,57,791.40	1,90,109.07	1,76,666.13	1,64,973.06
	Rate of Interest on Loan	6.6276%	6.8571%	6.6346%	6.4225%	6.3555%	6.4727%	6.5287%
	Interest on Loan Annualised	11530.00	13283.38	13,428.42	12,791.26	12,084.26	11,629.16	10,770.54

परिमल पीयूष/PARIMAL PIYUSH
अपर महाप्रबन्धक (वाणिज्यिक)
Addl. General Manager (Commercial)
एन टी पी सी लिमिटेड/NTPC LIMITED
EOC, A-8A, Sector-24, Noida-201301 (U.P.)

Calculation of Interest on Actual Loans

Name of the Company: NTPC LTD.
Name of the Power Station: FGUTPS-IV

(Amount in lacs)

Sl. no.	Particulars	2017-18 (30.09.2017-31.03.2018)	2018-19	2019-20	2020-21	2021-22	2022-23	2023-24
	SBI VIII D-4 repayment from 31.01.2022 -8Y							
	Gross loan - Opening	4100.00	4100.00	4,100.00	4,100.00	4,100.00	4,100.00	4,100.00
	Cumulative repayments of Loans upto previous period	0.00	0.00	-	-	-	455.56	911.11
	Net loan - Opening	4100.00	4100.00	4,100.00	4,100.00	4,100.00	3,644.44	3,188.89
	Increase/ Decrease due to FERV	0.00	0.00	-	-	-	-	-
	Increase/ Decrease due to ACE	0.00	0.00	-	-	-	-	-
	Total	4100.00	4100.00	4,100.00	4,100.00	4,100.00	3,644.44	3,188.89
	Repayments of Loans during the period	0.00	0.00	-	-	455.56	455.56	455.56
	Net loan - Closing	4100.00	4100.00	4,100.00	4,100.00	3,644.44	3,188.89	2,733.33
	Average Net Loan	4100.00	4100.00	4,100.00	4,100.00	3,872.22	3,416.67	2,961.11
	Rate of Interest on Loan	7.99%	8.01%	7.9342%	6.8560%	6.6300%	7.2188%	8.1262%
	Interest on Loan Annualised	327.39	328.37	325.30	281.10	256.80	246.57	240.83
	SBI VIII D-5 repayment from 31.01.2022 -9Y							
	Gross loan - Opening	2000.00	2000.00	2,000.00	2,000.00	2,000.00	2,000.00	2,000.00
	Cumulative repayments of Loans upto previous period	0.00	0.00	-	-	-	222.22	444.44
	Net loan - Opening	2000.00	2000.00	2,000.00	2,000.00	2,000.00	1,777.78	1,555.56
	Increase/ Decrease due to FERV	0.00	0.00	-	-	-	-	-
	Increase/ Decrease due to ACE	0.00	0.00	-	-	-	-	-
	Total	2000.00	2000.00	2,000.00	2,000.00	2,000.00	1,777.78	1,555.56
	Repayments of Loans during the period	0.00	0.00	-	-	222.22	222.22	222.22
	Net loan - Closing	2000.00	2000.00	2,000.00	2,000.00	1,777.78	1,555.56	1,333.33
	Average Net Loan	2000.00	2000.00	2,000.00	2,000.00	1,888.89	1,666.67	1,444.44
	Rate of Interest on Loan	7.882%	8.214%	7.9342%	6.8560%	6.6300%	7.2188%	8.1262%
	Interest on Loan Annualised	157.64	160.29	158.68	137.12	125.21	120.28	117.39
	SBI VIII D-6 repayment from 31.01.2022 -8Y							
	Gross loan - Opening	2400.00	2400.00	2,400.00	2,400.00	2,400.00	2,400.00	2,400.00
	Cumulative repayments of Loans upto previous period	0.00	0.00	-	-	-	266.67	533.33
	Net loan - Opening	2400.00	2400.00	2,400.00	2,400.00	2,400.00	2,133.33	1,866.67
	Increase/ Decrease due to FERV	0.00	0.00	-	-	-	-	-
	Increase/ Decrease due to ACE	0.00	0.00	-	-	-	-	-
	Total	2400.00	2400.00	2,400.00	2,400.00	2,400.00	2,133.33	1,866.67
	Repayments of Loans during the period	0.00	0.00	-	-	266.67	266.67	266.67
	Net loan - Closing	2400.00	2400.00	2,400.00	2,400.00	2,133.33	1,866.67	1,600.00
	Average Net Loan	2400.00	2400.00	2,400.00	2,400.00	2,266.67	2,000.00	1,733.33
	Rate of Interest on Loan	7.882%	8.014%	7.9342%	6.8560%	6.6300%	7.2188%	8.1262%
	Interest on Loan Annualised	189.17	192.33	190.42	164.54	150.23	144.22	140.86

परिमल पीयूष/PARIMAL PIYUSH
अपर महाप्रबन्धक (वाणिज्यिक)
Addl. General Manager (Commercial)
एन टी पी सी लिमिटेड/NTPC LIMITED
EOC, A-8A, Sector-24, Noida-201301 (U.P.)

Calculation of Interest on Actual Loans

Name of the Company: NTPC LTD.
Name of the Power Station: FGUTPS-IV

(Amount in lacs)

Sl. no.	Particulars	2017-18 (30.09.2017-31.03.2018)	2018-19	2019-20	2020-21	2021-22	2022-23	2023-24
	SBI VIII D-8 repayment from 31.01.2022 -9Y							
	Gross loan - Opening	1000.00	1000.00	1,000.00	1,000.00	1,000.00	1,000.00	1,000.00
	Cumulative repayments of Loans upto previous period	0.00	0.00	-	-	-	111.11	333.33
	Net loan - Opening	1000.00	1000.00	1,000.00	1,000.00	1,000.00	888.89	777.78
	Increase/ Decrease due to FERV	0.00	0.00	-	-	-	-	-
	Increase/ Decrease due to ACE	0.00	0.00	-	-	-	-	-
	Total	1000.00	1000.00	1,000.00	1,000.00	1,000.00	888.89	777.78
	Repayments of Loans during the period	0.00	0.00	-	-	111.11	111.11	111.11
	Net loan - Closing	1000.00	1000.00	1,000.00	1,000.00	888.89	777.78	666.67
	Average Net Loan	1000.00	1000.00	1,000.00	1,000.00	944.44	833.33	722.22
	Rate of Interest on Loan	7.862%	8.014%	7.9042%	8.6500%	8.6500%	7.2108%	8.1262%
	Interest on Loan Annualised	78.62	80.14	79.04	86.50	81.69	60.09	58.69
	SBI VIII D-11 repayment from 31.01.2022 -9Y							
	Gross loan - Opening	700.00	700.00	700.00	700.00	700.00	700.00	700.00
	Cumulative repayments of Loans upto previous period	0.00	0.00	-	-	-	77.78	155.56
	Net loan - Opening	700.00	700.00	700.00	700.00	700.00	622.22	544.44
	Increase/ Decrease due to FERV	0.00	0.00	-	-	-	-	-
	Increase/ Decrease due to ACE	0.00	0.00	-	-	-	-	-
	Total	700.00	700.00	700.00	700.00	700.00	622.22	544.44
	Repayments of Loans during the period	0.00	0.00	-	-	77.78	77.78	77.78
	Net loan - Closing	700.00	700.00	700.00	700.00	622.22	544.44	466.67
	Average Net Loan	700.00	700.00	700.00	700.00	661.11	583.33	505.56
	Rate of Interest on Loan	7.862%	8.014%	7.9042%	8.6500%	8.6500%	7.2108%	8.1262%
	Interest on Loan Annualised	55.04	56.10	55.34	47.99	45.96	42.06	41.09
	SBI VIII D-12 repayment from 31.01.2022 -9Y							
	Gross loan - Opening	1200.00	1200.00	1,200.00	1,200.00	1,200.00	1,200.00	1,200.00
	Cumulative repayments of Loans upto previous period	0.00	0.00	-	-	-	133.33	266.67
	Net loan - Opening	1200.00	1200.00	1,200.00	1,200.00	1,200.00	1,066.67	933.33
	Increase/ Decrease due to FERV	0.00	0.00	-	-	-	-	-
	Increase/ Decrease due to ACE	0.00	0.00	-	-	-	-	-
	Total	1200.00	1200.00	1,200.00	1,200.00	1,200.00	1,066.67	933.33
	Repayments of Loans during the period	0.00	0.00	-	-	133.33	133.33	133.33
	Net loan - Closing	1200.00	1200.00	1,200.00	1,200.00	1,066.67	933.33	800.00
	Average Net Loan	1200.00	1200.00	1,200.00	1,200.00	1,133.33	1,000.00	866.67
	Rate of Interest on Loan	7.862%	8.014%	7.9042%	8.6500%	8.6500%	7.2108%	8.1262%
	Interest on Loan Annualised	94.35	96.17	95.21	82.27	78.37	72.11	70.43

परिमल पीयूष/PARIMAL PIYUSH
अपर महाप्रबन्धक (वाणिज्यिक)
Addl. General Manager (Commercial)
एन टी पी सी लिमिटेड/NTPC LIMITED
EOC, A-8A, Sector-24, Noida-201301 (U.P.)

Calculation of Interest on Actual Loans

Name of the Company: NTPC LTD.
Name of the Power Station: FGUTPS-IV

NTPC LTD.
FGUTPS-IV

(Amount in lacs)

(Amount in lacs)

Sl. no.	Particulars	2017-18 (30.09.2017-31.03.2018)	2018-19	2019-20	2020-21	2021-22	2022-23	2023-24
	SBI VIII D-13 repayment from 31.01.2022 -9Y							
	Gross loan - Opening	2100.00	2100.00	2,100.00	2,100.00	2,100.00	2,100.00	2,100.00
	Cumulative repayments of Loans upto previous period	0.00	0.00	-	-	-	233.33	466.67
	Net loan - Opening	2100.00	2100.00	2,100.00	2,100.00	2,100.00	1,866.67	1,633.33
	Increase/ Decrease due to FERV	0.00	0.00	-	-	-	-	-
	Increase/ Decrease due to ACE	0.00	0.00	-	-	-	-	-
	Total	2100.00	2100.00	2,100.00	2,100.00	2,100.00	1,866.67	1,633.33
	Repayments of Loans during the period	0.00	0.00	-	-	233.33	233.33	233.33
	Net loan - Closing	2100.00	2100.00	2,100.00	2,100.00	1,866.67	1,633.33	1,400.00
	Average Net Loan	2100.00	2100.00	2,100.00	2,100.00	1,983.33	1,750.00	1,516.67
	Rate of Interest on Loan	7.862%	8.014%	7.9342%	6.8500%	6.6500%	7.2108%	8.1262%
	Interest on Loan Annualised	165.11	168.28	166.62	143.88	131.89	126.13	123.25
	SBI VIII D-14 repayment from 31.01.2022 -9Y							
	Gross loan - Opening	1000.00	1000.00	1,000.00	1,000.00	1,000.00	1,000.00	1,000.00
	Cumulative repayments of Loans upto previous period	0.00	0.00	-	-	-	111.11	222.22
	Net loan - Opening	1000.00	1000.00	1,000.00	1,000.00	1,000.00	888.89	777.78
	Increase/ Decrease due to FERV	0.00	0.00	-	-	-	-	-
	Increase/ Decrease due to ACE	0.00	0.00	-	-	-	-	-
	Total	1000.00	1000.00	1,000.00	1,000.00	1,000.00	888.89	777.78
	Repayments of Loans during the period	0.00	0.00	-	-	111.11	111.11	111.11
	Net loan - Closing	1000.00	1000.00	1,000.00	1,000.00	888.89	777.78	666.67
	Average Net Loan	1000.00	1000.00	1,000.00	1,000.00	944.44	833.33	722.22
	Rate of Interest on Loan	7.862%	8.014%	7.9342%	6.8500%	6.6500%	7.2108%	8.1262%
	Interest on Loan Annualised	78.62	80.14	79.34	68.50	62.81	60.09	58.69
	SBI VIII D-15 repayment from 31.01.2022 -9Y							
	Gross loan - Opening	2000.00	2000.00	2,000.00	2,000.00	2,000.00	2,000.00	2,000.00
	Cumulative repayments of Loans upto previous period	0.00	0.00	-	-	-	222.22	444.44
	Net loan - Opening	2000.00	2000.00	2,000.00	2,000.00	2,000.00	1,777.78	1,555.56
	Increase/ Decrease due to FERV	0.00	0.00	-	-	-	-	-
	Increase/ Decrease due to ACE	0.00	0.00	-	-	-	-	-
	Total	2000.00	2000.00	2,000.00	2,000.00	2,000.00	1,777.78	1,555.56
	Repayments of Loans during the period	0.00	0.00	-	-	222.22	222.22	222.22
	Net loan - Closing	2000.00	2000.00	2,000.00	2,000.00	1,777.78	1,555.56	1,333.33
	Average Net Loan	2000.00	2000.00	2,000.00	2,000.00	1,888.89	1,666.67	1,444.44
	Rate of Interest on Loan	7.862%	8.014%	7.9342%	6.8500%	6.6500%	7.2108%	8.1262%
	Interest on Loan Annualised	157.25	160.28	158.68	137.12	125.61	120.18	117.28

परिमल पीयूष/PARIMAL PIYUSH
अपर महाप्रबन्धक (वाणिज्यिक)
Addl. General Manager (Commercial)
एन टी पी सी लिमिटेड/NTPC LIMITED
EOC, A-8A, Sector-24, Noida-201301 (U.P.)

Calculation of Interest on Actual Loans

Name of the Company: NTPC LTD.
Name of the Power Station: FGUTPS-IV

(Amount in lacs)

Sl. no.	Particulars	2017-18 (30.09.2017-31.03.2018)	2018-19	2019-20	2020-21	2021-22	2022-23	2023-24
	SBI VIII D-15 repayment from 31.01.2022 -6Y							
	Gross loan - Opening	500.00	500.00	500.00	500.00	500.00	500.00	500.00
	Cumulative repayments of Loans upto previous period	0.00	0.00	-	-	-	55.56	111.11
	Net loan - Opening	500.00	500.00	500.00	500.00	500.00	444.44	388.89
	Increase/ Decrease due to FERV	0.00	0.00	-	-	-	-	-
	Increase/ Decrease due to ACE	0.00	0.00	-	-	-	-	-
	Total	500.00	500.00	500.00	500.00	500.00	444.44	388.89
	Repayments of Loans during the period	0.00	0.00	-	-	55.56	55.56	55.56
	Net loan - Closing	500.00	500.00	500.00	500.00	444.44	388.89	333.33
	Average Net Loan	500.00	500.00	500.00	500.00	472.22	416.67	361.11
	Rate of Interest on Loan	7.86%	8.01%	7.9342%	8.6500%	8.6500%	7.2108%	8.1282%
	Interest on Loan Annualised	39.01	40.07	39.67	34.28	31.40	30.06	29.34
	SBI VIII Total							
	Gross loan - Opening	17000.00	17000.00	17,000.00	17,000.00	17,000.00	17,000.00	17,000.00
	Cumulative repayments of Loans upto previous period	0.00	0.00	-	-	-	1,888.89	3,777.78
	Net loan - Opening	17000.00	17000.00	17,000.00	17,000.00	17,000.00	15,111.11	13,222.22
	Increase/ Decrease due to FERV	0.00	0.00	-	-	-	-	-
	Increase/ Decrease due to ACE	0.00	0.00	-	-	-	-	-
	Total	17000.00	17000.00	17,000.00	17,000.00	17,000.00	15,111.11	13,222.22
	Repayments of Loans during the period	0.00	0.00	-	-	1,888.89	1,888.89	1,888.89
	Net loan - Closing	17000.00	17000.00	17,000.00	17,000.00	15,111.11	13,222.22	11,333.33
	Average Net Loan	17000.00	17000.00	17,000.00	17,000.00	16,055.56	14,166.67	12,277.78
	Rate of Interest on Loan	7.86%	8.01%	7.9342%	8.6500%	8.6500%	7.2108%	8.1282%
	Interest on Loan Annualised	1336.59	1362.30	1,348.81	1,165.52	1,067.60	1,021.53	997.72

परिमल पीयूष/PARIMAL PIYUSH
अपर महाप्रबन्धक (वाणिज्यिक)
Addl. General Manager (Commercial)
एन टी पी सी लिमिटेड/NTPC LIMITED
EOC, A-8A, Sector-24, Noida-201301 (U.P.)

Form-II

Name of the Company:NTPC Ltd

Name of the Power Station: FGUTPS-IV

Particulars

	1	2	3	4	5	6
Source of Loan	4.375 % Euro Bonds 2024	4.25 % Euro Bonds 2026	2.75% Fixed Rate Notes due 2027	7.25% Fixed Rate Notes due 2022	JPY Equ. 35OMillion A	JPY Equ. 35OMillion B
Drawal						
Currency	USD	USD	EUR	INR	JPY	JPY
Amount of loan sanctioned	50,00,00,000	50,00,00,000	50,00,00,000	20,00,00,00,000	22,52,50,59,128	16,89,99,89,866
Amount of Gross Loan drawn upto 19.03.2024	50,00,00,000	50,00,00,000	50,00,00,000	20,00,00,00,000	22,52,50,59,128	16,89,99,89,866
Interest Type	Fixed	Fixed	Fixed	Fixed	Floating	Floating
Fixed Interest Rate, if applicable	4.375% *	4.25% *	2.75% *	7.25% *	-	-
Base Rate, if floating interest*	-	-	-	-	6 Month JPY Libor /3 Months TONA*	6 Month JPY Libor /3 Months TONA*
Margin, if floating interest rate	-	-	-	-	0.95%	0.95%
Are there any Caps / Floor	No	No	No	No	No	No
If above is Yes, specify Caps / Floor	-	-	-	-	-	-
Moratorium Period	10 Years	10 Years	10 Years	5 Years	9 Years	9 Years
Moratorium effective from	26-Nov-2014	26-Feb-2016	01-Feb-2017	03-May 2017	12-Nov-2017	12-Nov-2017
Repayment period	Bullet payment	Bullet payment	Bullet payment	Bullet payment	1 year	1 year
Repayment effective from	26-Nov-2024	26-Feb-2026	01-Feb-2027	03-May 2022	12-Nov-2026	12-Nov-2026
Repayment frequency	One time	One time	One time	One time	Three Time	Three Time
Repayment installment	50,00,00,000	50,00,00,000	50,00,00,000	20,00,00,00,000	7,50,83,53,043	5,63,99,96,622
Base Exchange Rate -						
Are foreign currency loan hedged	No	No	No	No	No	No
If above is Yes, specify details		-	-	-	-	-

Name of the Projects			%	%	%	%
Unchahar-IV	4.67%	5.40%	4.59%	3.57%	1.01%	1.28%

परिमल पीयूष/PARIMAL PIYUSH
अपर महाप्रबन्धक (वाणिज्यिक)
Addl. General Manager (Commercial)
एन टी पी सी लिमिटेड/NTPC LIMITED
EOC, A-8A, Sector-24, Noida-201301 (U.P.)

Form-8

Name of the Company: NTPC Ltd

Name of the Power Station: FGUTPS-IV

Particulars

	7	8	9	10	7	8
Source of Loan	4.5% Fixed Rate Notes due 2028	JPY Equ. 30OMillion A	JPY Equ. 30OMillion B	3.75% Euro Bonds 2024 II	JPY Equ. 75OMillion I	JPY Equ. 75OMillion II
Drawal						
Currency	USD	JPY	JPY	USD	JPY	JPY
Amount of loan sanctioned	40,00,00,000	16,28,48,76,778	16,55,30,93,118	45,00,00,000	24,67,10,52,632	10,74,22,92,405
Amount of Gross Loan drawn upto 19.03.2024	40,00,00,000	16,28,48,76,778	16,55,30,93,118	45,00,00,000	24,67,10,52,632	10,74,22,92,405
Interest Type	Fixed	Floating	Floating	Fixed	Floating	Floating
Fixed Interest Rate, if applicable	4.5% *	-	-	3.750%	-	-
Base Rate, if floating interest*		6 Month JPY Libor /3 Months TONA*	6 Month JPY Libor /3 Months TONA*	-	6 Month JPY Libor /3 Months TONA*	6 Month JPY Libor /3 Months TONA*
Margin, if floating interest rate	-	1.02%	1.02%		0.80%/1.02%	0.80%/1.08%
Are there any Caps / Floor	No	No	No	No	No	No
If above is Yes, specify Caps / Floor	-	-	-		-	-
Moratorium Period	10 Years	9 Years	9 Years	5 Years	5 Years	5 Years
Moratorium effective from	19-Mar-2018	28-Jan-2019	28-Jan-2019	03-Apr-2019	15-May-2020	15-May-2020
Repayment period	Bullet payment	1 year	1 year	Bullet payment	1 year	1 year
Repayment effective from	19-Mar-2028	28-Jan-2028	28-Jan-2028	03-Apr-2024	15-May-2026	15-May-2026
Repayment frequency	One time	Three Time	Three Time	One time	Six Time	Six Time
Repayment installment	40,00,00,000	5,42,82,92,259	5,52,30,31,039	45,00,00,000	6,16,77,63,158	2,68,55,73,101
					2,05,59,21,053	89,51,91,034
Base Exchange Rate -						
Are foreign currency loan hedged	No	No	No	No	No	No
If above is Yes, specify details	-	-	-	-	-	-

Name of the Projects	%	%	%	%	%	%
Unchahar-IV						

परिमल पीयूष/PARIMAL PIYUSH
अपर महाप्रबन्धक (वाणिज्यिक)
Addl. General Manager (Commercial)
एन टी पी सी लिमिटेड/NTPC LIMITED
EOC, A-8A, Sector-24, Noida-201301 (U.P.)

Form-8

Name of the Company:NTPC Ltd

Name of the Power Station: FGUTPS-IV

Particulars

	9	10	9	10	11	12
Source of Loan	JPY Equ. 750Million III	JPY Equ. 750Million IV	JPY Equ. 750Million V	JPY Equ. 750Million VI	Euro Loan I	Euro Loan II
Drawal						
Currency	JPY	JPY	JPY	JPY	EUR	EUR
Amount of loan sanctioned	10,55,52,03,716	10,55,18,62,404	10,45,69,89,571	12,89,05,84,717	4,89,31,659	8,42,36,902
Amount of Gross Loan drawn upto 19.03.2024	10,55,52,03,716	10,55,18,62,404	10,45,69,89,571	12,89,05,84,717	4,89,31,659	8,42,36,902
Interest Type	Floating	Floating	Floating	Floating	Floating	Floating
Fixed Interest Rate, if applicable	-	-	-	-	-	-
Base Rate, if floating interest*	6 Month JPY Libor /3 Months TONA*	6 Month JPY Libor /3 Months TONA*	6 Month JPY Libor /3 Months TONA	6 Month JPY Libor /3 Months TONA	6 Month Euribor*	6 Month Euribor*
Margin, if floating interest rate	0.80%/1.02%	0.80%/1.02%	0.80%/1.02%	0.80%/1.02%	0.95%	0.95%
Are there any Caps / Floor	No	No	No	No	No	No
If above is Yes, specify Caps / Floor	-	-	-	-	-	-
Moratorium Period	6 Years	6 Years	6 Years	6 Years	7	7
Moratorium effective from	15-May-2020	15-May-2020	15-May-2020	15-May-2020	07-Jun-2021	11-Aug-2021
Repayment period	1 year	1 year	1 year	1 year	payment	payment
Repayment effective from	15-May-2026	15-May-2026	15-May-2026	15-May-2026	14-Aug-2028	14-Aug-2028
Repayment frequency	Six Time	Six Time	Six Time	Six Time	One Time	One Time
Repayment instalment	2,63,66,00,929	2,63,79,65,601	2,61,42,42,393	3,22,26,46,179	4,89,31,659	8,42,36,902
	87,96,00,310	87,93,21,867	87,14,14,131	1,07,42,15,393		
Base Exchange Rate -						
Are foreign currency loan hedged	No	No	No	No	No	No
If above is Yes, specify details	-	-	-	-	-	-

Name of the Projects	%	%	%	%	%	%
Unchahar-IV						

परिमल पीयूष/PARIMAL PIYUSH
अपर महाप्रबन्धक (वाणिज्यिक)
Addl. General Manager (Commercial)
एन टी पी सी लिमिटेड/NTPC LIMITED
EOC, A-8A, Sector-24, Noida-201301 (U.P.)

Form-8

Name of the Company:NTPC Ltd

Name of the Power Station: PGUTPS-IV

Particulars

	13	14	15	16	17	18
Source of Loan	Euro Loan III	JBIC Green Drawl I	JBIC Green Drawl II	JBIC Green Drawl III	JBIC Green Drawl IV	USD 750 Million Drawl I
Drawal						
Currency	EUR	JPY	JPY	JPY	JPY	USD
Amount of loan sanctioned	8,45,12,994	10,00,00,00,000	10,00,00,00,000	15,00,00,00,000	15,00,00,00,000	10,00,00,000
Amount of Gross Loan drawn upto 19.03.2024	8,45,12,994	10,00,00,00,000	10,00,00,00,000	15,00,00,00,000	15,00,00,00,000	10,00,00,000
Interest Type	Floating	Floating	Floating	Floating	Floating	Floating
Fixed Interest Rate, if applicable	-	-	-	-	-	-
Base Rate, if floating interest*	6 Month Euribor*	6 Month JPY Libor /6 Month Compounded TONA	6 Month JPY Libor /6 Month Compounded TONA	6 Month JPY Libor /6 Month Compounded TONA	6 Month JPY Libor /6 Month Compounded TONA	6 Month Term SOFR*
Margin, if floating interest rate	0.95%	0.92%	0.92%	0.92%	0.92%	1.1693%
Are there any Caps / Floor	No	No	No	No	No	No
If above is Yes, specify Caps / Floor	-					-
Moratorium Period	7	3	3	3	3	4
Moratorium effective from	11-Aug-2021	25-Feb-2021	25-Feb-2021	25 Feb-2021	25-Feb-2021	25-Apr-2022
Repayment period	payment	Half-Yearly	Half-Yearly	Half Yearly	Half-Yearly	Yearly
Repayment effective from	14-Aug-2028	17-Sep-2023	17-Sep-2023	17-Sep-2023	17-Sep-2023	06-Oct-2026
Repayment frequency	One Time	Twenty Five	Twenty Five	Twenty Five	Twenty Five	Seven tithes
Repayment installment	8,45,12,994	40,00,00,000	40,00,00,000	60,00,00,000	60,00,00,000	1,42,85,714
Base Exchange Rate :						
Are foreign currency loan hedged	No	No	No	No	No	No
If above is Yes, specify details	-					-

Name of the Projects	%	%	%	%	%	%
Unchahar-IV						

परिमल पीयूष/PARIMAL PIYUSH
अपर महाप्रबन्धक (वाणिज्यिक)
Addl. General Manager (Commercial)
एन टी पी सी लिमिटेड/NTPC LIMITED
EDC, A-8A, Sector-24, Noida-201301 (U.P.)

Form-8

Name of the Company:NTPC Ltd

Name of the Power Station: FGUTPS-IV

Particulars

	19	20	12	13	14	15
Source of Loan	USD 750 Million Drawl II	USD 750 Million Drawl III	USD 750 Million Drawl IV	USD 750 Million Drawl V	USD 750 Million Drawl VI	JPY Equ. $400 Million Drawl I
Drawal						
Currency	USD	USD	USD	USD	USD	JPY
Amount of loan sanctioned	10,00,00,000	25,00,00,000	10,00,00,000	10,00,00,000	10,00,00,000	13,51,55,00,000
Amount of Gross Loan drawn upto 19.03.2024	10,00,00,000	25,00,00,000	10,00,00,000	10,00,00,000	10,00,00,000	13,51,55,00,000
Interest Type	Floating	Floating	Floating	Floating	Floating	Floating
Fixed Interest Rate, if applicable	-	-	-	-	-	-
Base Rate, if floating interest*	6 Month Term SOFR*	6 Month Term SOFR*	6 Month Term SOFR*	6 Month Term SOFR*	6 Month Term SOFR*	6M Compounded TONA
Margin, if floating interest rate	1.16933%	1.16933%	1.16933%	1.16933%	1.16933%	1.20000%
Are there any Caps / Floor	No	No	No	No	No	No
If above is Yes, specify Caps / Floor	-	-	-	-	-	-
Moratorium Period	4	4	4	4	4	4
Moratorium effective from	25-Apr-2022	25-Apr-2022	25-Apr-2022	25-Apr-2022	25-Apr-2022	31-Aug-2023
Repayment period	Yearly	Yearly	Yearly	Yearly	Yearly	Yearly
Repayment effective from	05-Oct-2026	05-Oct-2026	05-Oct-2026	05-Oct-2026	05-Oct-2026	31-Aug-2027
Repayment frequency	Seven times	Seven times	Seven times	Seven times	Seven times	Seven times
Repayment instalment	1,42,85,714	3,57,14,286	1,42,85,714	1,42,85,714	1,42,85,714	1,93,07,85,714
						-
Base Exchange Rate :						
Are foreign currency loan hedged	No	No	No	No	No	-
If above is Yes, specify details	-	-	-	-	-	

Name of the Projects	%	%	%	%	%	%
Unchahar IV						

परिमल पीयूष/PARIMAL PIYUSH
अपर महाप्रबन्धक (वाणिज्यिक)
Addl. General Manager (Commercial)
एन टी पी सी लिमिटेड/NTPC LIMITED
EOC, A-8A, Sector-24, Noida-201301 (U.P.)

Form-II

Name of the Company:NTPC Ltd

Name of the Power Station: FGUTPS-IV

Particulars

	16	17	18	7	8
Source of Loan	JPY Equ. $400 Million Drawl II	JPY Equ. $400 Million Drawl III	JPY Equ. $400 Million Drawl IV	Mizuho II A	Mizuho II B
Drawal					
Currency	JPY	JPY	JPY		
Amount of loan sanctioned	15,80,20,00,000	14,77,60,00,000	14,29,66,00,000		
Amount of Gross Loan drawn upto 19.03.2024	15,80,20,00,000	14,77,60,00,000	14,29,66,00,000		
Interest Type	Floating	Floating	Floating		
Fixed Interest Rate, if applicable	-	-	-		
Base Rate, if floating interest*	6M Compounded TONA	6M Compounded TONA	6M Compounded TONA		
Margin, if floating interest rate	1.20000%	1.20000%	1.20000%		
Are there any Caps / Floor	No	No	No		
If above is Yes, specify Caps / Floor	-	-	-		
Moratorium Period	4	4	4		
Moratorium effective from	31-Aug-2023	31-Aug-2023	31-Aug-2023		
Repayment period	Yearly	Yearly	Yearly		
Repayment effective from	31-Aug-2027	31-Aug-2027	31-Aug-2027		
Repayment Frequency	Seven times	Seven times	Seven times		
Repayment instalment	1,96,45,71,429	2,11,08,57,143	2,03,66,42,857		
	-	-	-		
Base Exchange Rate -					
Are foreign currency loan hedged	-	-	-		
If above is Yes, specify details					

Name of the Projects	%	%	%		
Unchahar-IV					

परिमल पीयूष/PARIMAL PIYUSH
अपर महाप्रबन्धक (वाणिज्यिक)
Addl. General Manager (Commercial)
एन टी पी सी लिमिटेड/NTPC LIMITED
EOC, A-8A, Sector-24, Noida-201301 (U.P.)

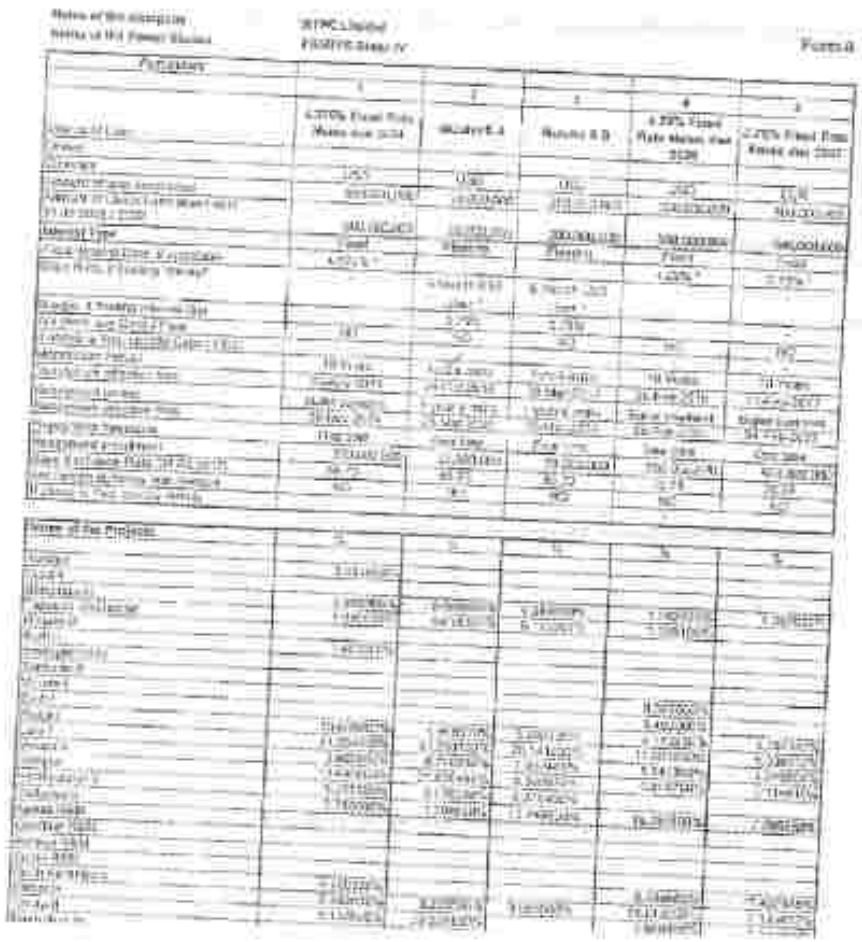

परिमल पीयूष/PARIMAL PIYUSH
अपर महाप्रबन्धक (वाणिज्यिक)
Addl. General Manager (Commercial)
एन टी पी सी लिमिटेड/NTPC LIMITED
EOC, A-8A, Sector-24, Noida-201301 (U.P.)



परिमल पीयूष/PARIMAL PIYUSH
अपर महाप्रबन्धक (वाणिज्यिक)
Addl. General Manager (Commercial)
एन टी पी सी लिमिटेड/NTPC LIMITED
EDC, A-8A, Sector-24, Noida-201301 (U.P.)

Statement Giving Details of Project Financed through a Combination of loan

Form 8

TRANCHE NO

BP NO 50500000711 T00001 D00001

Unsecured Loan From Punjab National Bank-IV	
Source of Loan :	Punjab National Bank-IV
Currency :	INR
Amount of Loan :	20,00,00,00,000
Total Drawn amount :	20,00,00,00,000
Date of Draw :	01.01.2019
Interest Type :	Floating
Fixed Interest Rate :	
Base Rate, if Floating Interest :	8.80%
Margin, if Floating Interest :	0.00%
Are there any Caps/ Floor :	Y/N
Frequency of Intt. Payment :	MONTHLY
If Above is yes, specify Caps/ Floor :	
Moratorium Period :	3 Years
Moratorium effective from :	01.01.2019
Repayment Period (ex Moratorium) :	12 Years
Repayment Frequency :	9 Yearly Instalment
Repayment Type :	AVG
First Repayment Date :	14.03.2022
Base Exchange Rate :	RUPEE
Date of Base Exchange Rate :	N.A.

Project Code	Project Name	Amount
	UNCHAHAR STPP IV	85,00,00,000.00
	TANDA-II	85,00,00,000.00
	NCTPP-II	38,43,00,000.00
	DADRI GAS KKM	58,00,00,000.00
	KORBA-III	15,00,00,000.00
	GIPAT-II	17,14,00,000.00
	FARAKKA-III	8,57,00,000.00
	KHALGAON-II	17,14,00,000.00
	BARH-I	1,06,57,00,000.00
	BARH-II	8,00,00,000.00
	NORTH KARANPURA	1,99,00,00,000.00
	KOLDAM	8,43,00,000.00
	TAPOVAN VISHNUGAD	28,57,00,000.00
	PAKRI BARWADIH	1,42,00,00,000.00
	CHATTI BARIATU	10,00,00,000.00
	SONGAIGAON	38,43,00,000.00
	RUDGI	50,00,00,000.00
	LARA	1,23,00,00,000.00
	GADARWARA	2,27,72,00,000.00
	DARLIPALLI	2,73,00,00,000.00
	KHARGONE	50,00,00,000.00
	ANANTPUR SOLAR	17,00,00,000.00
	TALAIPALI COAL MINE	5,00,00,00,000.00
Total Allocated Amount		**20,00,00,00,000.00**

परिमल पीयूष/PARIMAL PIYUSH
अपर महाप्रबन्धक (वाणिज्यिक)
Addl. General Manager (Commercial)
एन टी पी सी लिमिटेड/NTPC LIMITED
EOC, A-8A, Sector-24, Noida-201301 (U.P.)

Statement Giving Details of Project Financed through a Combination of loan
Form 8
TRANCHE NO

TRANCHE NO

BP NO 8050000442 | T00001 | D0004

Unsecured Loan From SBI-VIII	
Source of Loan :	SBI-VIII
Currency :	INR
Amount of Loan :	1,00,00,00,00,000
Total Drawn amount :	10,00,00,00,000
Interest Type :	Floating
Fixed Interest Rate :	-
Base Rate, if Floating Interest :	D0004-8.25%
Margin, if Floating Interest :	0.00%
Are there any Caps/ Floor :	Y/N
Frequency of Intt. Payment :	Monthly
If Above is yes, specify Caps/ Floor :	
Moratorium Period :	6 Years
Moratorium effective from :	04.06.2019
Repayment Period (Inc Moratorium) :	15 Years
Repayment Frequency :	9 Yearly Installments
Repayment Type :	AVG
First Repayment Date :	31.01.2022
Base Exchange Rate :	RUPEE
Date of Base Exchange Rate :	N.A.

Project Code	Project Name	Amount
	BARH-II	20,00,00,000
	BARH-I	45,00,00,000
	BONGAIGAON	61,00,00,000
	DARLIPALLI	66,00,00,000
	GADARWARA	1,25,00,00,000
	KOLDAM	29,00,00,000
	KUDGI-I	1,13,00,00,000
	LARA-I	1,85,00,00,000
	MOUDA-II	84,00,00,000
	NORTH KARANPURA	24,00,00,000
	RAMMAM	9,00,00,000
	SOLAPUR	1,11,00,00,000
	TANDA-II	7,00,00,000
	TAPOVAN VISHNUGARH	38,00,00,000
	UNCHAHAR-IV	41,00,00,000
	VINDHYACHAL-V	57,00,00,000
Total Allocated Amount		10,00,00,00,000.00

TRANCHE NO

BP NO 8050000442 | T00001 | D0005

Unsecured Loan From SBI-VIII	
Source of Loan :	SBI-VIII
Currency :	INR
Amount of Loan :	1,00,00,00,00,000
Total Drawn amount :	5,00,00,00,000
Interest Type :	Floating
Fixed Interest Rate :	
Base Rate, if Floating Interest :	D0005-8.70%
Margin, if Floating Interest :	0.00%
Are there any Caps/ Floor :	Y/N
Frequency of Intt. Payment :	Monthly
If Above is yes, specify Caps/ Floor :	
Moratorium Period :	6 Years
Moratorium effective from :	23.09.2019
Repayment Period (Inc Moratorium) :	15 Years
Repayment Frequency :	9 Yearly Installments
Repayment Type :	AVG
First Repayment Date :	31.01.2022
Base Exchange Rate :	RUPEE
Date of Base Exchange Rate :	N.A.

Project Code	Project Name	Amount
	BARH-I	20,00,00,000
	BONGAIGAON	15,00,00,000
	DARLIPALLI	33,00,00,000

परिमल पीयूष/PARIMAL PIYUSH
अपर महाप्रबन्धक (वाणिज्यिक)
Addl. General Manager (Commercial)
एन टी पी सी लिमिटेड/NTPC LIMITED
EOC, A-8A, Sector-24, Noida-201301 (U.P.)

Statement Giving Details of Project Financed through a Combination of loan

Form 8

TRANCHE NO

	GADARWARA	1,55,00,00,000
	KUDGI	1,30,00,00,000
	LARA	40,00,00,000
	MOUDA-II	35,00,00,000
	SOLAPUR	30,00,00,000
	UNCHAHAR-IV	22,00,00,000
Total Allocated Amount		5,00,00,00,000.00

BP NO 5050000442

TRANCHE NO

T00001

D0008

Unsecured Loan From SBI-VIII

Source of Loan :	SBI-VIII
Currency :	INR
Amount of Loan :	1,00,00,00,00,000
Total Drawn amount :	1,50,00,00,000
Interest Type :	Floating
Fixed Interest Rate :	
Base Rate, if Floating Interest :	D0006-0.30%
Margin, if Floating Interest :	0.00%
Are there any Caps/ Floor :	Y/N
Frequency of Intt. Payment :	Monthly
If Above is yes, specify Caps/ Floor :	
Moratorium Period :	6 Years
Moratorium effective from :	14.10.2015
Repayment Period (Inc Moratorium) :	15 Years
Repayment Frequency :	9 Yearly Instalments
Repayment Type :	AVG
First Repayment Date :	31.01.2022
Base Exchange Rate :	RUPEE
Date of Base Exchange Rate :	N.A

Project Code	Project Name	Amount
	UNCHAHAR-IV	24,00,00,000
	TANDA-II	50,00,00,000
	MOUDA-II	76,00,00,000
Total Allocated Amount		1,50,00,00,000.00

BP NO 5050000442

TRANCHE NO

T00001

D0008

Form 8

Source of Loan :	SBI-VIII
Currency :	INR
Amount of Loan :	1,00,00,00,00,000
Total Drawn amount :	5,00,00,00,000
Interest Type :	Floating
Fixed Interest Rate :	
Base Rate, if Floating Interest :	D0006-0.25%
Margin, if Floating Interest :	0.00%
Are there any Caps/ Floor :	Y/N
Frequency of Intt. Payment :	Monthly
If Above is yes, specify Caps/ Floor :	
Moratorium Period :	6 Years
Moratorium effective from :	21.10.2015
Repayment Period (Inc Moratorium) :	15 Years
Repayment Frequency :	9 Yearly Instalments
Repayment Type :	AVG
First Repayment Date :	31.01.2022
Base Exchange Rate :	RUPEE
Date of Base Exchange Rate :	N.A

Project Code	Project Name	Amount
	BARH-I	54,00,00,000
	TAPOVAN VISHNUGAD	13,00,00,000
	BONGAIGAON	23,00,00,000
	BARH-II	32,00,00,000
	KUDGI-I	91,00,00,000
	MOUDA-II	25,00,00,000
	SOLAPUR	35,00,00,000
	VINDHYACHAL-V	13,00,00,000
	LARA-I	80,00,00,000

परिमल पीयूष/PARIMAL PIYUSH
अपर महाप्रबंधक (परियोजना)
Addl. General Manager (Project)
एन टी पी सी लिमिटेड/NTPC LIMITED
EOC, A-8A, Sector-24, Noida-201301 (U.P.)

Statement Giving Details of Project Financed through a Combination of loan

Form 8

TRANCHE NO

	GADARWARA	40,00,00,000
	UNCHAHAR-IV	10,00,00,000
	NORTH KARANPURA	6,00,00,000
	DARLIPALLI	34,00,00,000
	TANDA-II	28,00,00,000
	PAKRI BARWADIH	12,00,00,000
	RIHAND-III	10,00,00,000
Total Allocated Amount		3,00,00,00,000

BP NO 5050000442

TRANCHE NO

T00001 D00011

Unsecured Loan From SBI-VIII

Source of Loan :	SBI-VIII
Currency :	INR
Amount of Loan :	1,00,00,00,00,000
Total Drawn amount :	3,00,00,00,000
Interest Type :	Floating
Fixed Interest Rate :	
Base Rate, If Floating interest :	D00011-8.30%
Margin, If Floating Interest :	0.00%
Are there any Caps/ Floor :	Y/N
Frequency of Intt. Payment :	Monthly
If Above is yes, specify Caps/ Floor :	
Moratorium Period :	6 Years
Moratorium effective from :	30.10.2015
Repayment Period (Inc Moratorium) :	15 Years
Repayment Frequency :	6 Yearly Installments
Repayment Type :	AVG
First Repayment Date :	31.01.2022
Base Exchange Rate :	RUPEE
Date of Base Exchange Rate :	N.A.

Project Code	Project Name	Amount
	BARH-I	31,00,00,000
	BONGAIGOAN	30,00,00,000
	DARLIPALLI	16,00,00,000
	GADARWARA	72,00,00,000
	KHARGONE	5,00,00,000
	LARA-I	33,00,00,000
	MOUDA-II	25,00,00,000
	NORTH KARANPURA	6,00,00,000
	TANDA-II	15,00,00,000
	TAPOVAN VISHNUGARH	21,00,00,000
	UNCHAHAR-IV	7,00,00,000
	PAKRI BARWADIH	4,50,00,000
	CHATTI BARIATU	9,00,00,000
	SIMHADRI-II	12,00,00,000
	RAGHUNDAMGRAM	11,00,00,000
Total Allocated Amount		3,00,00,00,000

BP NO 5050000442

TRANCHE NO

T00001 D00012

Unsecured Loan From SBI-VIII

Source of Loan :	SBI-VIII
Currency :	INR
Amount of Loan :	1,20,00,00,00,000
Total Drawn amount :	4,00,00,00,000
Interest Type :	Floating
Fixed Interest Rate :	
Base Rate, If Floating interest :	D00012-8.30%
Margin, If Floating Interest :	0.00%
Are there any Caps/ Floor :	Y/N
Frequency of Intt. Payment :	Monthly
If Above is yes, specify Caps/ Floor :	
Moratorium Period :	6 Years
Moratorium effective from :	12.11.2015
Repayment Period (Inc Moratorium) :	15 Years
Repayment Frequency :	6 Yearly Installments
Repayment Type :	AVG
First Repayment Date :	31.01.2022
Base Exchange Rate :	RUPEE

परिमल पीयूष/PARIMAL PIYUSH
अपर महाप्रबंधक (वित्त)
Addl. General Manager (Fin.)
एन टी पी सी लिमिटेड/NTPC LIMITED
EOC, A-8A, Sector-24, Noida-201301 (U.P.)

Statement Giving Details of Project Financed through a Combination of loan

Form II

TRANCHE NO

Date of Base Exchange Rate	N.A.	
Project Code	Project Name	Amount
	BARH-I	28,00,00,000
	BONGAIGAON	32,00,00,000
	DARLIPALLI	22,00,00,000
	GADARWARA	56,00,00,000
	KUDGI	30,00,00,000
	LARA	23,00,00,000
	MOUDA-II	44,00,00,000
	NORTH KARANPURA	17,00,00,000
	PAKRI BARWADIH	11,00,00,000
	SOLAPUR	52,00,00,000
	TANDA-II	15,00,00,000
	TAPOVAN VISHNUGAD	18,00,00,000
	UNCHAHAR-IV	12,00,00,000
	VINDHYACHAL-V	13,00,00,000
	MOUDA-I	20,00,00,000
Total Allocated Amount		4,00,00,00,000

Statement Giving Details of Project Financed through a Combination of loan

Form II

TRANCHE NO

BP NO 5050000442 T00001 D00013

Unsecured Loan From SBI-VIII		
Source of Loan :	SBI-VIII	
Currency :	INR	
Amount of Loan :	1,00,00,00,00,000	
Total Drawn amount :	4,00,00,00,000	
Interest Type :	Floating	
Fixed Interest Rate :		
Base Rate, if Floating Interest :	D00013-8.20%	
Margin, if Floating Interest :	0.00%	
Are there any Caps/ Floor :	Y/N	
Frequency of Int. Payment :	Monthly	
If Above is yes, specify Caps/ Floor :		
Moratorium Period :	6 Years	
Moratorium effective from :	01.12.2015	
Repayment Period (incl Moratorium) :	15 Years	
Repayment Frequency :	9 Yearly Installments	
Repayment Type :	AVG	
Final Repayment Date :	31.01.2022	
Base Exchange Rate :	RUPEE	
Date of Base Exchange Rate :	N.A.	
Project Code	Project Name	Amount
	BARH-I	16,00,00,000
	BONGAIGAON	14,00,00,000
	DARLIPALLI	15,00,00,000
	GADARWARA	50,00,00,000
	KUDGI	45,00,00,000
	LARA	72,00,00,000
	MOUDA-II	32,00,00,000
	SOLAPUR	45,00,00,000
	UNCHAHAR-IV	21,00,00,000
	RAMAM	15,00,00,000
	BARH-II	16,00,00,000
	VINDHYACHAL-IV	13,00,00,000
	MOUDA-I	12,00,00,000
Total Allocated Amount		4,00,00,00,000

TRANCHE NO

BP NO 5050000442 T00001 D00014

Unsecured Loan From SBI-VIII	
Source of Loan :	SBI-VIII
Currency :	INR
Amount of Loan :	1,00,00,00,00,000
Total Drawn amount :	3,00,00,00,000
Date of Drawl :	01.01.2016
Interest Type :	Floating

PARIMAL PIYUSH

Addl. General Manager (Fin.)

एन टी पी सी लिमिटेड/NTPC LIMITED

EOC, A-8A, Sector-24, Noida-201301 (U.P.)

Statement Giving Details of Project Financed through a Combination of loan

Form 8

TRANCHE NO

Fixed Interest Rate :	
Base Rate, if Floating Interest :	D00014 9.30%
Margin, if Floating Interest :	0.00%
Are there any Caps/ Floor :	Y/N
Frequency of Intt. Payment :	Monthly
If Above is yes, specify Caps/ Floor :	
Moratorium Period :	8 Years
Moratorium effective from :	01.01.2016
Repayment Period (inc Moratorium) :	15 Years
Repayment Frequency :	9 Yearly Instalments
Repayment Type :	AVG
First Repayment Date :	31.01.2022
Base Exchange Rate :	RUPEE
Date of Base Exchange Rate :	N.A.

Project Code	Project Name	Amount
	BARH-I	9,00,00,000
	BONGAIGAON	23,00,00,000
	DARLIPALLI	38,00,00,000
	KUDGI-I	67,00,00,000
	LARA-I	77,00,00,000
	PAKRI BARWADIH	16,00,00,000
	TANDA-II	20,00,30,000
	TAPOVAN VISHNUGARH	12,00,00,000
	UNCHAHAR STAGE IV	10,00,00,000
	KHARGONE	17,00,00,000
	VINDHYACHAL V	10,00,00,000
Total Allocated Amount		3,00,00,00,000.00

Statement Giving Details of Project Financed through a Combination of loan

Form 8

TRANCHE NO

BP NO 5050000442 T00001 D00015

Unsecured Loan From SBI-VIII	
Source of Loan :	SBI-VIII
Currency :	INR
Amount of Loan :	1,50,00,00,00,000
Total Drawn amount :	1,50,00,00,000
Interest Type :	Floating
Fixed Interest Rate :	
Base Rate, if Floating Interest :	D00015-8.25%
Margin, if Floating Interest :	0.00%
Are there any Caps/ Floor :	Y/N
Frequency of Intt. Payment :	Monthly
If Above is yes, specify Caps/ Floor :	
Moratorium Period :	8 Years
Moratorium effective from :	29.01.2015
Repayment Period (inc Moratorium) :	15 Years
Repayment Frequency :	9 Yearly Instalments
Repayment Type :	AVG
First Repayment Date :	31.01.2023
Base Exchange Rate :	RUPEE
Date of Base Exchange Rate :	N.A.

Project Code	Project Name	Amount
	BARH-I	35,00,00,000
	BONGAIGAON	22,00,00,000
	DARLIPALLI	27,00,00,000
	UNCHAHAR-IV	20,00,00,000
	VADARWARA	20,00,00,000
	MOUDA-II	20,00,00,000
	BARH-II	15,00,00,000
Total Allocated Amount		1,50,00,00,000

Statement Giving Details of Project Financed through a Combination of loan

Form 8

TRANCHE NO

BP NO 5050000443 T00001 D00015

Unsecured Loan From SBI-VIII	
Source of Loan :	SBI-VIII

परिमल पीयूष/PARIMAL PIYUSH
अपर महाप्रबन्धक (वाणिज्यिक)
Addl. General Manager (Commercial)
एन टी पी सी लिमिटेड/NTPC LIMITED
EOC, A-8A, Sector-24, Noida-201301 (U.P.)

Statement Giving Details of Project Financed through a Combination of loan

Form 8

TRANCHE NO

Currency :	INR
Amount of Loan :	1,50,00,00,00,000
Total Drawn amount :	1,50,00,00,000
Date of Drawl :	21.04.2016
Interest Type :	Floating
Fixed Interest Rate :	
Base Rate, if Floating Interest :	D00018-9.30%
Margin, if Floating Interest :	0.00%
Are there any Caps/ Floor :	Y/N
Frequency of Intt. Payment :	Monthly
If Above is yes, specify Caps/ Floor :	
Moratorium Period :	0 Years
Moratorium effective from :	21.04.2016
Repayment Period (inc Moratorium) :	15 Years
Repayment Frequency :	9 Yearly Installments
Repayment Type :	AVG
First Repayment Date :	31.01.2022
Base Exchange Rate :	RUPEE
Date of Base Exchange Rate :	N.A.

Project Code	Project Name	Amount
	BONGAIGAON	70,00,00,000
	UNCHAHAR-IV	5,00,00,000
	RAMAGUNDAM R&M	15,00,00,000
	TSTPS R&M	21,00,00,000
	GANDHAR R&M	5,00,00,000
	KORBA R&M	5,00,00,000
	DADRI GAS R&M	10,00,00,000
	UNCHAHAR R&M	5,00,00,000
	BADARPUR R&M	5,00,00,000
	KAHALGAON R&M	5,00,00,000
Total Allocated Amount		1,50,00,00,000

TRANCHE NO

BP NO 5050000741 T00001 D00003

Unsecured Loan From SBI-XII

Source of Loan :	SBI-XII
Currency :	INR
Amount of Loan :	50,00,00,00,000
Total Drawn amount :	5,00,00,00,000
Date of Drawal :	28.03.2019
Interest Type :	Floating
Fixed Interest Rate :	
Base Rate, if Floating Interest :	8.35%
Margin, if Floating Interest :	NIL
Are there any Caps/ Floor :	Y/N
Frequency of Intt. Payment :	Monthly
If Above is yes, specify Caps/ Floor :	
Moratorium Period :	6 Years
Moratorium effective from :	28.03.2019
Repayment Period (inc Moratorium) :	15 Years
Repayment Frequency :	9 Yearly Installments
Repayment Type :	AVG
First Repayment Date :	31.03.2026
Base Exchange Rate :	RUPEE
Date of Base Exchange Rate :	N.A.

Project Code	Project Name	Amount
	DARLIPALLI	40,00,00,000.00
	UNCHAHAR STPP IV	1,20,00,00,000.00
	LARA	30,00,00,000.00
	NORTH KARANPURA	30,00,00,000.00
	GADARWARA	60,00,00,000.00
	DARLIPALLI	41,00,00,200.00
	TANDA-II	30,00,00,000.00
	KHARGONE	60,00,00,000.00
	TELANGANA	60,00,00,000.00
	CHATTI BARIATU	5,00,00,000.00
	DULANGA	10,00,00,000.00
	TALAIPALI	10,00,00,000.00
	NSPS-TGD	4,00,00,000.00

परिमल पीयूष/PARIMAL PIYUSH
अपर महाप्रबंधक (वाणिज्यिक)
Addl. General Manager (Commercial)
एन टी पी सी लिमिटेड/NTPC LIMITED
EOC, A-8A, Sector-24, Noida

Statement Giving Details of Project Financed through a Combination of loan

Form 9

TRANCHE NO

Total Allocated Amount	3,00,00,00,000.00

TRANCHE NO

BP NO 8050000551 | 100001 | D00001

Unsecured Loan From SBI-X

Source of Loan :	SBI- X
Currency :	INR
Amount of Loan :	40,00,00,00,000
Total Drawn amount :	10,00,00,00,000
Date of Drawal :	25.09.2017
Interest Type :	Floating
Fixed Interest Rate :	
Base Rate, if Floating Interest :	7.90%
Margin, if Floating Interest :	0.00%
Are there any Caps/ Floor :	Y/N
Frequency of Intt. Payment :	Monthly
If Above is yes, specify Caps/ Floor :	
Moratorium Period :	5 Years
Moratorium effective from :	25.09.2017
Repayment Period (Inc Moratorium) :	15 Years
Repayment Frequency :	9 Yearly Installments
Repayment Type :	AVG
First Repayment Date :	01.10.2024
Base Exchange Rate :	RUPEE
Date of Base Exchange Rate :	N.A.

Project Code	Project Name	Amount
	BARH-I	2,40,57,00,000
	TAPOVAN VISHNUGARH	56,04,00,000
	BONGAIGAON	2,11,00,00,000
	SOLAPUR	1,49,08,00,000
	LARA	49,80,00,000
	GADARWARA	78,25,00,000
	UNCHAHAR STPP IV	90,00,00,000
	NORTH KARANPURA	1,02,30,00,000
	DARLIPALLI	80,00,00,000
	TANDA-II	26,15,00,000
Total Allocated Amount		10,00,00,00,000.00

TRANCHE NO

BP NO 5050000531 | 100001 | D00004

Unsecured Loan From SBI-IX

Source of Loan :	SBI IX
Currency :	INR
Amount of Loan :	30,00,00,00,000
Total Drawn amount :	2,00,00,00,000
Date of Drawal :	01.09.2017
Interest Type :	Floating
Fixed Interest Rate :	
Base Rate, if Floating Interest :	7.90%
Margin, if Floating Interest :	0.00%
Are there any Caps/ Floor :	Y/N
Frequency of Intt. Payment :	Monthly
If Above is yes, specify Caps/ Floor :	
Moratorium Period :	3 Years
Moratorium effective from :	01.09.2017
Repayment Period (Inc Moratorium) :	12 Years
Repayment Frequency :	9 Yearly Installments
Repayment Type :	AVG
First Repayment Date :	31.03.2021
Base Exchange Rate :	RUPEE
Date of Base Exchange Rate :	N.A.

Project Code	Project Name	Amount
	UNCHAHAR STPP IV	25,00,00,000
	ROJMAL WIND	55,00,00,000
	BARH - II	6,00,00,000
	KUDGI	1,15,00,00,000

परिमल पीयूष/PARIMAL PIYUSH
अपर महाप्रबंधक (वाणिज्यिक)
Addl. General Manager (Commercial)
एन टी पी सी लिमिटेड/NTPC LIMITED
EOC, A-8A, Sector-24, Noida-201301 (U.P.)

Statement Giving Details of Project Financed through a Combination of loan

Form 9

TRANCHE NO

Total Allocated Amount	2,00,00,00,000.00

BP NO 5050000443 TRANCHE NO T00001 D00011

Unsecured Loan From SBI-VIII

Source of Loan :	SBI-VIII
Currency :	INR
Amount of Loan :	1,00,00,00,00,000
Total Drawn amount :	3,00,00,00,000
Interest Type :	Floating
Fixed Interest Rate :	
Base Rate, if Floating Interest :	D00011-8.30%
Margin, if Floating Interest :	0.00%
Are there any Caps/ Floor :	Y/N
Frequency of Intt. Payment :	Monthly
If Above is yes, specify Caps/ Floor :	
Moratorium Period :	6 Years
Moratorium effective from :	30.10.2015
Repayment Period (inc Moratorium) :	16 Years
Repayment Frequency :	9 Yearly Installments
Repayment Type :	AVG
First Repayment Date :	31.01.2022
Base Exchange Rate :	RUPEE
Date of Base Exchange Rate :	N.A

Project Code	Project Name	Amount
	BARH-I	31,00,00,000
	BONGAIGOAN	30,00,00,000
	DARLIPALI	19,00,00,000
	GADARWARA	72,00,00,000
	KHARGONE	5,00,00,000
	LARA-I	33,00,00,000
	MOUDA-II	26,00,00,000
	NORTH KARANPURA	8,00,00,000
	TANDA-II	15,00,00,000
	TAPOVAN VISHNUGARH	21,00,00,000
	UNCHAHAR-IV	7,00,00,000
	PAKRI BARWADIH	4,00,00,000
	CHATTI DARIATU	9,00,00,000
	SIMHADRI	12,00,00,000
	RAMAGUNDAM Rstr	11,00,00,000
Total Allocated Amount		3,00,00,00,000

BP NO 5050000981 TRANCHE NO T00001 D00004

Unsecured Loan From HDFC Bank Ltd. IX

Source of Loan :	HDFC Bank Ltd. IX
Currency :	INR
Amount of Loan :	50,00,00,00,000
Total Drawn amount :	19,92,00,00,000
Date of Drawl :	24.09.2020
Interest Type :	Floating
Fixed Interest Rate :	
Base Rate, if Floating Interest :	8.30%
Margin, if Floating Interest :	NIL
Are there any Caps/ Floor :	Y/N
Frequency of Intt. Payment :	MONTHLY
If Above is yes, specify Caps/ Floor :	
Moratorium Period :	2 Years
Moratorium effective from :	24.08.2020
Repayment Period (Inc Moratorium) :	15 Years
Repayment Frequency :	12 Yearly Installment
Repayment Type :	AVG
First Repayment Date :	30.06.2024
Base Exchange Rate :	RUPEE
Date of Base Exchange Rate :	N.A

Project Code	Project Name	Amount

परिमल पीयूष/PARIMAL PIYUSH
अपर महाप्रबंधक (वित्त)
Addl. General Manager (Finance)
एन टी पी सी लिमिटेड/NTPC LIMITED
EOC, A-8A, Sector-24, Noida-201301 (U.P.)

Statement Giving Details of Project Financed through a Combination of loan

Form 8

TRANCHE NO

	BARH-II	2,54,31,57,091
	BONGAIGAON	2,06,81,00,000
	CHATTI BARIATU CMP	13,60,00,000
	JETSAR SOLAR	20,00,00,000
	KAHALGAON-II	11,43,64,133
	KHARGONE	1,20,00,00,000
	KOLDAM	4,54,00,000
	KORBA-III	2,14,43,267
	KUDGI	45,00,00,000
	LARA-I	7,85,71,438
	MOUDA-I	99,46,38,787
	MOUDA-II	1,60,00,00,000
	NORTH KARANPURA	50,00,00,000
	PAKRI BARWADIH CMB	1,07,21,55,097
	RAMMAM	50,00,00,000
	RIHAND-III	20,43,00,000
	SIMHADRI-II	22,70,00,000
	SIPAT-I	18,57,38,787
	SOLAPUR	53,79,74,298
	TANDA-II	1,20,00,00,000
	UNCHAHAR STPP IV	18,00,00,000
	VINDHYACHAL-IV	85,83,00,000
	VINDHYACHAL-V	1,48,28,57,140
Total Allocated Amount		16,10,00,00,000

BP NO 5050000421

TRANCHE NO

T00001

D00005

Unsecured Loan From HDFC Bank Ltd.-III		
Source of Loan :	HDFC Bank Ltd. III	
Currency :	INR	
Amount of Loan :	15,00,00,00,000	
Total Drawn amount :	2,00,00,00,000	
Date of Drawal :	11.07.2016	
Interest Type :	Floating	
Fixed Interest Rate :		
Base Rate, If Floating Interest :	D00005-9.10%	
Margin, If Floating Interest :	NIL	
Are there any Capsl Floor :	Y/N	
Frequency of Intl. Payment :	MONTHLY	
If Above is yes, specify Capsl Floor :		
Moratorium Period :	6 Years	
Moratorium effective from :	11.07.2016	
Repayment Period (inc Moratorium) :	15 Years	
Repayment Frequency :	9 Yearly Instalment	
Repayment Type :	AVG	
First Repayment Date :	04.12.2021	
Base Exchange Rate :	RUPEE	
Date of Base Exchange Rate :	N.A.	
Project Code	Project Name	Amount
	TAPOVAN VISHNUGAD	9,00,00,000
	SOLAPUR	9,00,00,000
	GADARWARA	30,00,00,000
	UNCHAHAR STPP IV	15,00,00,000
	NORTH KARANPURA	4,00,00,000
	DARLIPALLI	40,00,00,000
	TANDA-II	9,00,00,000
	ANANTPUR SOLAR	9,00,00,000
	MOUDA-II	20,00,00,000
	KUDGI	31,00,00,000
	PAKRI BARWADIH	15,00,00,000
Total Allocated Amount		2,00,00,00,000

BP NO 50500000451

TRANCHE NO

T00001

Unsecured Loan From ICICI-IV		
Source of Loan :	ICICI-IV	
Currency :	INR	
Amount of Loan :	20,00,00,00,000	

परिमल पीयूष/PARIMAL PIYUSH
अपर महाप्रबंधक (कोष्ठ)
Addl. General Manager (Cy. Secretary)
एन टी पी सी लिमिटेड/NTPC LIMITED
EOC, A-8A, Sector-24, Noida-201301 (U.P.)

Statement Giving Details of Project Financed through a Combination of loan

Form 8

TRANCHE NO

Total Drawn amount :	15,75,00,00,000	
Date of Drawal	10.02.2016	
Interest Type :	Floating	
Fixed Interest Rate		
Base Rate, if Floating Interest	D00001-8.35%/D00002-8.15%/D00003-9.10%/D00006-8.80%/D00007-7.90%	
Margin, If Floating Interest :	NIL	
Are there any Caps/ Floor :	Y/N	
Frequency of Intt. Payment	MONTHLY	
If Above is yes, specify Caps/ Floor :		
Moratorium Period	6 Years	
Moratorium effective from	10.02.2016	
Repayment Period (inc Moratorium) :	15 years	
Repayment Frequency :	9 Yearly Instalment	
Repayment Type :	AVG	
First Repayment Date :	10.02.2023	
Base Exchange Rate	RUPEE	
Date of Base Exchange Rate :	N.A.	
Project Code	**Project Name**	**Amount**
	ANANTPUR SOLAR	17,00,00,000.00
	BARH-II	8,00,00,000.00
	CHATTI BARIATU	10,00,00,000.00
	DARLIPALLI	2,73,00,00,000.00
	GADARWARA	2,17,00,00,000.00
	KHARGONE	50,00,00,000.00
	KUDOLI	80,00,00,000.00
	LARA	1,23,00,00,000.00
	NORTH KARANPURA	1,00,00,00,000.00
	PAKRI BARWADHI	38,00,00,000.00
	TANDA-II	65,00,00,000.00
	TAPOVAN VISHNUGAD	20,00,00,000.00
	UNCHAHAR STPP IV	60,00,00,000.00
	TALAIPALLI COAL MINE	5,00,00,00,000.00
Total Allocated Amount		**6,55,00,00,000.00**

TRANCHE NO

BP NO 5050000045

T00001 D00005

Unsecured Loan From (CIC)-VI

Source of Loan	ICICI-VI	
Currency	INR	
Amount of Loan	30,00,00,00,000	
Total Drawn amount :	2,00,00,00,000	
Date of Drawal	11.12.2017	
Interest Type	Floating	
Fixed Interest Rate		
Base Rate, If Floating Interest	7.85%	
Margin, If Floating Interest :	NIL	
Are there any Caps/ Floor :	Y/N	
Frequency of Intt. Payment	MONTHLY	
If Above is yes, specify Caps/ Floor :		
Moratorium Period	6 Years	
Moratorium effective from	11.12.2017	
Repayment Period (inc Moratorium) :	15 years	
Repayment Frequency :	9 Yearly Instalment	
Repayment Type :	AVG	
First Repayment Date :	11.09.2024	
Base Exchange Rate :	RUPEE	
Date of Base Exchange Rate :	N.A.	

Project Code	**Project Name**	**Amount**
	GADARWARA	40,00,00,000.00
	UNCHAHAR STPP IV	25,00,00,000.00
	NORTH KARANPURA	60,00,00,000.00
	TANDA-II	75,00,00,000.00
Total Allocated Amount		**2,00,00,00,000.00**

परिमल पीयूष/PARIMAL PIYUSH
अपर महाप्रबन्धक (वाणिज्यिक)
Addl. General Manager (Commercial)
एन टी पी सी लिमिटेड/NTPC LIMITED
EOC, A-8A, Sector-24, Noida-201301 (U.P.)

परिमल पीयूष/PARIMAL PIYUSH

Statement Giving Details of Project Financed through a Combination of loan
Form 8
TRANCHE NO

Statement Giving Details of Project Financed through a Combination of loan
Form 8
TRANCHE NO

BP NO 9853000381 T00001 D00004

Unsecured Loan From Vijaya Bank		
Source of Loan :	Vijaya Bank-VI	
Currency :	INR	
Amount of Loan :	2,85,00,00,000	
Total Drawn amount :	85,00,00,000	
Date of Draw :	13.11.2017	
Interest Type :	Floating	
Fixed Interest Rate :		
Base Rate, if Floating Interest :	000004- 8.4%	
Margin, If Floating Interest :	Nil	
Are there any Caps/ Floor :	Y/N	
Frequency of Int. Payment :	MONTHLY	
If Above is yes, specify Caps/ Floor :		
Moratorium Period :	5 Years	
Moratorium effective from :	13.11.2017	
Repayment Period (Inc.Moratorium) :	15 Years	
Repayment Frequency :	10 Yearly	
Repayment Type :	Average	
Last Repayment Date :	14.09.2029	
Base Exchange Rate :	RUPEE	
Date of Base Exchange Rate :	N.A.	
Project Code	Project Name	Amount
	GADARWARA	20,00,00,000
	UNCHAHAR STPP IV	20,00,00,000
	DARLIPALLI	20,00,00,000
	VINDHYACHAL V	10,00,00,000
	TALAIPALI COAL MINE	15,00,00,000.00
Total Allocated Amount		85,00,00,000.00

परिमल पीयूष/PARIMAL PIYUSH
अपर महाप्रबंधक (वाणिज्यिक)
Addl. General Manager (Commercial)
एन टी पी सी लिमिटेड/NTPC LIMITED
EOC, A-8A, Sector-24, Noida-201301 (U.P.)

Particulars					
Source of Loan - Bonds Series	68	69	70	71	72
Currency	INR	INR	INR	INR	INR
Amount of Loan sanctioned (In Lakh)	3,05,650	4,30,000	4,37,410	1,00,000	4,00,000
Amount of Gross Loan drawn upto COD (In Lakh)	3,05,650	4,30,000	4,37,410	1,00,000	4,00,000
Interest Type	Fixed	Fixed	Fixed	Fixed	Fixed
Fixed Interest Rate, if applicable	7.93%	7.32%	6.55%	6.29%	5.45%
Base Rate, if Floating Interest	N/A	N/A	N/A	N/A	N/A
Margin, if Floating Interest	N/A	N/A	N/A	N/A	N/A
Are there any Caps/Floor	No	No	No	No	No
If above is yes specify caps/floor	N/A	N/A	N/A	N/A	N/A
Moratorium Period (In Years)	3	10	3	10 Years 6 Months and 11 days	5
Moratorium effective from*	03-05-2019	17-07-2019	16-04-2020	31-07-2020	15-10-2020
Repayment Period	Bullet Repayment	Bullet Repayment	Bullet Repayment	Bullet Repayment	Bullet Repayment
Repayment effective from	03-05-2022	17-07-2029	17-04-2023	11-04-2031	15-10-2025
Repayment Frequency	Bullet Repayment	Bullet Repayment	Bullet Repayment	Bullet Repayment	Bullet Repayment
Repayment Instalment (In Lakh)	3,05,650	4,30,000	4,37,410	1,00,000	4,00,000
Base Exchange Rate	N/A	N/A	N/A	N/A	N/A
Door to Door Maturity (In Years)	3	10	3	10 Years 6 Months and 11 days	5

Name of the Projects	68	69	70	71	72
UNCHAHAR IV		14,000.00			
TOTAL	**3,05,650.00**	**4,30,000.00**	**4,37,410.00**	**1,00,000.00**	**4,00,000.00**

परिमल पीयूष/PARIMAL PIYUSH
अपर महाप्रबन्धक (वाणिज्यिक)
Addl. General Manager (Commercial)
एन टी पी सी लिमिटेड/NTPC LIMITED
EOC, A-8A, Sector-24, Noida-201301 (U.P.)

Particulars					
Source of Loan - Bonds Series	73	74	75	76	77
Currency	INR	INR	INR	INR	INR
Amount of Loan sanctioned (In Lakh)	2,50,000	3,99,600	3,00,000	1,17,500	1,50,000
Amount of Gross Loan drawn upto COD (In Lakh)	2,50,000	3,99,600	3,00,000	1,17,500	1,50,000
Interest Type	Fixed	Fixed	Fixed	Fixed	Fixed
Fixed Interest Rate, if applicable	5.43%	6.87%	6.69%	6.74%	5.78%
Base Rate, if Floating Interest	N/A	N/A	N/A	N/A	N/A
Margin, if Floating Interest	N/A	N/A	N/A	N/A	N/A
Are there any Caps/Floor	No	No	No	No	No
If above is yes,specify caps/floor	N/A	N/A	N/A	N/A	N/A
Moratorium Period (In Years)	10	15 Years and 1 day	10	10 Years 3 Months and 25 Days	2
Moratorium effective from*	27-01-2021	20-04-2021	13-09-2021	20-12-2021	29-04-2022
Repayment Period	Bullet Repayment	Bullet Repayment	Bullet Repayment	Bullet Repayment	Bullet Repayment
Repayment effective from	27-01-2031	21-04-2036	13-09-2031	14-04-2032	29-04-2024
Repayment Frequency	Bullet Repayment	Bullet Repayment	Bullet Repayment	Bullet Repayment	Bullet Repayment
Repayment Instalment (In Lakh)	2,50,000	3,99,600	3,00,000	1,17,500	1,50,000
Base Exchange Rate	N/A	N/A	N/A	N/A	N/A
Door to Door Maturity (In Years)	10	15 Years and 1 day	10	10 Years 3 Months and 25 Days	2

Name of the Projects	73	74	75	76	77
UNCHAHAR IV					
TOTAL	**2,50,000.00**	**3,99,600.00**	**3,00,000.00**	**1,17,500.00**	**1,50,000.00**

परिमल पीयुष/PARIMAL PIYUSH
अपर महाप्रबंधक (कॉर्पोरेट)
Addl. General Manager (Corporate)
एन टी पी सी लिमिटेड/NTPC LIMITED
EOC, A-8A, Sector-24, Noida-201301 (U.P.)

(Amount in Rs. Lakh)

Particulars				
Source of Loan - Bonds Series	78	79	80	81
Currency	INR	INR	INR	INR
Amount of Loan sanctioned (In Lakh)	2,00,000	50,000	3,00,000	1,50,000
Amount of Gross Loan drawn upto COD (In Lakh)	2,00,000	50,000	3,00,000	1,50,000
Interest Type	Fixed	Fixed	Fixed	Fixed
Fixed Interest Rate, if applicable	7.44%	7.44%	7.35%	7.48%
Base Rate, if Floating Interest	N/A	N/A	N/A	N/A
Margin, if Floating Interest	N/A	N/A	N/A	N/A
Are there any Caps/Floor	No	No	No	No
If above is yes,specify caps/floor	N/A	N/A	N/A	N/A
Moratorium Period (In Years)	10	10 Years 3 Months and 30 Days	3	2
Moratorium effective from*	25-08-2022	16-12-2022	17-04-2023	21-03-2024
Repayment Period	Bullet Repayment	Bullet Repayment	Bullet Repayment	Bullet Repayment
Repayment effective from	25-08-2032	15-04-2033	17-04-2026	21-03-2026
Repayment Frequency	Bullet Repayment	Bullet Repayment	Bullet Repayment	Bullet Repayment
Repayment Instalment (In Lakh)	2,00,000	50,000	3,00,000	1,50,000
Base Exchange Rate	N/A	N/A	N/A	N/A
Door to Door Maturity (In Years)	10	10 Years 3 Months and 30 Days	3	2

Name of the Projects	78	79	80	81
UNCHAHAR IV				
TOTAL	2,00,000.00	50,000.00	3,00,000.00	1,50,000.00

परिमल पीयूष/PARIMAL PIYUSH
Addl. General Manager (C...)
Addl. General Manager (C...)
एन टी पी सी लिमिटेड/NTPC LIMITED
EOC, A-8A, Sector-24, Noida-201301 (U.P.)

FORM-8

Details of Allocation of Corporate Bonds to various projects

Name of the Company NTPC LIMITED
Name of the Power Station
Commercial Operation Date (COD)

Particulars						
Source of Loan - Bonds Series	50-1A	50-2A	50-3A	50-1B	50-2B	50-3B
Currency	INR	INR	INR	INR	INR	INR
Amount of Loan sanctioned (In Lakh)	48,802.65	24,994.59	31,202.76	20,863.91	9,139.28	39,996.81
Amount of Gross Loan drawn upto COD (In Lakh)	48,802.65	24,994.59	31,202.76	20,863.91	9,139.28	39,996.81
Interest Type	Fixed	Fixed	Fixed	Fixed	Fixed	Fixed
Fixed Interest Rate, if applicable**	8.41%	8.48%	8.56%	8.66%	8.73%	8.91%
Base Rate, if Floating Interest	N/A	N/A	N/A	N/A	N/A	N/A
Margin, if Floating Interest	N/A	N/A	N/A	N/A	N/A	N/A
Are there any Caps/Floor	No	No	No	No	No	No
If above is yes specify caps/floor	N/A	N/A	N/A	N/A	N/A	N/A
Moratorium Period (In Years)	10	15	20	10	15	20
Moratorium effective from*	16-12-2013	16-12-2013	16-12-2013	16-12-2013	16-12-2013	16-12-2013
Repayment Period	Bullet Repayment	Bullet Repayment	Bullet Repayment	Bullet Repayment	Bullet Repayment	Bullet Repayment
Repayment effective from	16-12-2023	16-12-2028	16-12-2033	16-12-2023	16-12-2028	16-12-2033
Repayment Frequency	Bullet Repayment	Bullet Repayment	Bullet Repayment	Bullet Repayment	Bullet Repayment	Bullet Repayment
Repayment Instalment (In Lakh)	48,802.65	24,994.59	31,202.76	20,863.91	9,139.28	39,996.81
Base Exchange Rate	N/A	N/A	N/A	N/A	N/A	N/A
Door to Door Maturity (In Years)	10	15	20	10	15	20

Name of the Projects	50-1A	50-2A	50-3A	50-1B	50-2B	50-3B
Unchahar III						
Unchahar IV	4,183.08	2,142.39	2,674.52	1,788.34	783.37	3,428.30

परिमल पीयूष/PARIMAL PIYUSH
अपर महाप्रबन्धक (वाणिज्यिक)
Addl. General Manager (Commercial)
एन टी पी सी लिमिटेड/NTPC LIMITED
EOC, A-8A, Sector-24, Noida-201301 (U.P.)

FORM-8

Details of Allocation of Corporate Bonds to various projects

Name of the Company NTPC LIMITED
Name of the Power Station
Commercial Operation Date (COD)

Particulars							
Source of Loan - Bonds Series	53	54	57	59	60	61	62
Currency	INR	INR	INR	INR	INR	INR	INR
Amount of Loan sanctioned (In Lakh)	1,00,000.00	10,30,683.05	50,000.00	65,500.00	1,00,000.00	1,07,250.00	80,000.00
Amount of Gross Loan drawn upto COD (In Lakh)	1,00,000.00	10,30,683.05	50,000.00	65,500.00	1,00,000.00	1,07,250.00	80,000.00
Interest Type	Fixed	Fixed	Fixed	Fixed	Fixed	Fixed	Fixed
Fixed Interest Rate, if applicable**	9.17%	8.49%	8.19%	8.33%	8.05%	8.10%	7.56%
Base Rate, if Floating Interest	N/A	N/A	N/A	N/A	N/A	N/A	N/A
Margin, if Floating Interest	N/A	N/A	N/A	N/A	N/A	N/A	N/A
Are there any Caps/Floor	No	No	No	No	No	No	No
If above is yes specify caps/floor	N/A	N/A	N/A	N/A	N/A	N/A	N/A
Moratorium Period (In Years)	10	5	10	5	10	5	10
Moratorium effective from*	22-09-2014	25-03-2015	15-12-2015	24-02-2016	05-05-2016	27-05-2016	23-08-2016
Repayment Period	Bullet Repayment	Installments Due on 25/03/2023, 25/03/2024 & 25/03/2025	Bullet Repayment	Bullet Repayment	Bullet Repayment	Installments Due on 27/05/2021, 27/05/2026 & 27/05/2031	Bullet Repayment
Repayment effective from	22-09-2024	25-03-2023	15-12-2025	24-02-2021	05-05-2026	27-05-2021	23-08-2026
Repayment Frequency	Bullet Repayment	Installments Due on 25/03/2023, 25/03/2024 & 25/03/2025	Bullet Repayment	Bullet Repayment	Bullet Repayment	Installments Due on 27/05/2021, 27/05/2026 & 27/05/2031	Bullet Repayment
Repayment Instalment (In Lakh)	1,00,000.00	Installments 1st - 206,136.61 2nd - 412,273.22 3rd - 412,273.22	50,000.00	65,500.00	1,00,000.00	Installments 1st - 35,750.00 2nd - 35,750.00 3rd - 35,750.00	80,000.00
Base Exchange Rate	N/A	N/A	N/A	N/A	N/A	N/A	N/A
Door to Door Maturity (In Years)	10	10	10	5	10	15	10

Name of the Projects	53	54	57	59	60	61	62
Unchahar III							
Unchahar IV		17,400.00	4,800.00	5,400.00	1,800.00	5,000.00	2,800.00

परिमल पीयूष/PARIMAL PIYUSH
अपर महाप्रबंधक (वाणिज्यिक)
Addl. General Manager (Commercial)
ईएक्यू ए-8ए, सेक्टर-24, नोएडा-201301 (यू.पी.)
EQC, A-8A, Sector-24, Noida-201301 (U.P.)
एनटीपीसी लिमिटेड/NTPC LIMITED

FORM-8 **Details of Allocation of Corporate Bonds to various projects**

Name of the Company **NTPC LIMITED**
Name of the Power Station
Commercial Operation Date (COD)

Particulars					
Source of Loan - Bonds Series	63	64	65	66	67
Currency	INR	INR	INR	INR	INR
Amount of Loan sanctioned (In Lakh)	67,000.00	70,000.00	70,000.00	3,92,500.00	4,00,000.00
Amount of Gross Loan drawn upto COD (In Lakh)	67,000.00	70,000.00	70,000.00	3,92,500.00	4,00,000.00
Interest Type	Fixed	Fixed	Fixed	Fixed	Fixed
Fixed Interest Rate, if applicable**	7.47%	7.49%	6.72%	7.37%	8.30%
Base Rate, if Floating Interest	N/A	N/A	N/A	N/A	N/A
Margin, if Floating Interest	N/A	N/A	N/A	N/A	N/A
Are there any Caps/Floor	No	No	No	No	No
If above is yes specify caps/floor	N/A	N/A	N/A	N/A	N/A
Moratorium Period (In Years)	10	15	5	15	10
Moratorium effective from*	16-09-2016	07-11-2016	24-11-2016	14-12-2016	15-01-2019
Repayment Period	Bullet Repayment	Bullet Repayment	Bullet Repayment	Bullet Repayment	Bullet Repayment
Repayment effective from	16-09-2026	07-11-2031	24-11-2021	14-12-2031	15-01-2029
Repayment Frequency	Bullet Repayment	Bullet Repayment	Bullet Repayment	Bullet Repayment	Bullet Repayment
Repayment Instalment (In Lakh)	67,000.00	70,000.00	70,000.00	3,92,500.00	4,00,000.00
Base Exchange Rate	N/A	N/A	N/A	N/A	N/A
Door to Door Maturity (In Years)	10	15	5	15	10

Name of the Projects	63	64	65	66	67
Unchahar III					
Unchahar IV	3,300.00	3,500.00	2,000.00	14,700.00	2,500.00

परिमल पीयूष/PARIMAL PIYUSH
अपर महाप्रबन्धक (वाणिज्यिक)
Addl. General Manager (Commercial)
एन टी पी सी लिमिटेड/NTPC LIMITED
EDC, A-8A, Sector-24, Noida-201301 (U.P.)

परिमल पीयूष/PARIMAL PIYU
अपर महाप्रबन्धक (वाणिज्यिक)
Addl. General Manager (Commerc
एन टी पी सी लिमिटेड/NTPC LI
EDC, A-8A, Sector-24, Noida-201

Details of Refinancing 24.08.2020

Sr. No.	Bank	ROI on refinancing date	Date of refinancing	Refinanced with Bank	Refinanced Amount (Rs. in crore)	New Loan Amount (Rs. in crore)	ROI of relplaced Loan	savings	saving to be retained (Percent)	Remarks
1	Vijaya bank-VI	7.15%	24.08.2020	HDFC Bank-IX-Rs.207Cr , Axis Bank-III-Rs. 49.50Cr	2,56,50,00,000.00	2,56,50,00,000.00	6.30%	0.85%	0.4250%	

परिमल पीयूष/PARIMAL PIYUSH
अपर महाप्रबन्धक (वाणिज्यिक)
Addl. General Manager (Commercial)
एन टी पी सी लिमिटेड/NTPC LIMITED
EOC, A-8A, Sector-24, Noida-201301 (U.P.)

BANK	RATE OF INTEREST	From	To	No. of Days	Weight	WAR
State Bank of India - VIII	8.2500%	01-Apr-19	14-05-2019	43.00	3.55	
	8.1500%	14-May-19	14-08-2019	92.00	7.50	
	7.9500%	14-Aug-19	14-11-2019	92.00	7.31	
	7.7000%	14-Nov-19	14-02-2020	92.00	7.08	
	7.6500%	14-Feb-20	31-Mar-20	47.00	3.60	
				366.00	29.04	**7.9342%**
State Bank of India - VIII	7.650%	01-Apr-20	13-May-20	43.00	3.29	
	7.000%	14-May-20	13-Aug-20	92.00	6.44	
	6.650%	14-Aug-20	31-Mar-21	230.00	15.30	
				365.00	25.02	**6.8560%**
State Bank of India-VIII	6.65%	01-04-2021	31-03-2022	365	24.27	**6.6500%**
State Bank of India - VIII	6.65%	01-04-2022	13-05-2022	43.00	2.86	
State Bank of India - VIII	6.75%	14-05-2022	13-08-2022	92.00	6.21	
State Bank of India - VIII	7.15%	14-08-2022	13-11-2022	92.00	6.58	
State Bank of India - VIII	7.60%	14-11-2022	13-02-2023	92.00	6.99	
State Bank of India - VIII	8.00%	14-02-2023	31-03-2023	46.00	3.68	
				365.00	26.32	**7.2108%**
State Bank of India - VIII	8.00%	01-Apr-23	13-May-23	43.00	3.44	
State Bank of India - VIII	8.10%	14-May-23	13-Aug-23	92.00	7.45	
State Bank of India - VIII	8.15%	14-Aug-23	13-Feb-24	184.00	15.00	
State Bank of India - VIII	8.20%	14-Feb-24	31-Mar-24	47.00	3.85	
				366.00	**29.74**	**8.1262%**
State Bank of India - IX	8.2500%	01-Apr-19	14-05-2019	43.00	3.55	
	8.1500%	14-May-19	14-08-2019	92.00	7.50	
	7.9500%	14-Aug-19	14-11-2019	92.00	7.31	
	7.7000%	14-Nov-19	14-02-2020	92.00	7.08	
	7.6500%	14-Feb-20	31-Mar-20	47.00	3.60	

परिमल पीयूष/PARIMAL PIYUSH
अपर महाप्रबंधक (वाणिज्यिक)
Addl. General Manager (Commercial)
एन टी पी सी विद्युत/NTPC LIMITED
EOC, A-8A, Sector-24, Noida-201301 (U.P.)

				365.00	29.04	**7.9342%**
State Bank of India - IX	7.650%	01-Apr-20	13-May-20	43.00	3.29	
	7.000%	14-May-20	13-Aug-20	92.00	6.44	
	6.650%	14-Aug-20	31-Mar-21	230.00	15.30	
				365.00	25.02	**6.8560%**
State Bank of India - IX	6.65%	01-04-2021	31-03-2022	365	24.27	**6.6500%**
State Bank of India - IX	6.65%	01-04-2022	13-05-2022	43.00	2.86	
State Bank of India - IX	6.75%	14-05-2022	13-08-2022	92.00	6.21	
State Bank of India - IX	7.15%	14-08-2022	13-11-2022	92.00	6.58	
State Bank of India - IX	7.60%	14-11-2022	13-02-2023	92.00	6.99	
State Bank of India - IX	8.00%	14-02-2023	31-03-2023	46.00	3.68	
				365.00	26.32	**7.2108%**
State Bank of India - IX	8.00%	01-Apr-23	13-May-23	43.00	3.44	
State Bank of India - IX	8.10%	14-May-23	13-Aug-23	92.00	7.45	
State Bank of India - IX	8.15%	14-Aug-23	13-Feb-24	184.00	15.00	
State Bank of India - IX	8.20%	14-Feb-24	31-Mar-24	47.00	3.85	
				366.00	**29.74**	**8.1262%**

State Bank of India - X	8.2500%	01-Apr-19	25-06-2019	85.00	7.01	
	8.1500%	26-Jun-19	25-09-2019	92.00	7.50	
	7.8500%	25-Sep-19	25-12-2019	91.00	7.14	
	7.7000%	26-Dec-19	25-03-2020	91.00	7.01	
	7.5000%	25-Mar-20	31-Mar-20	7.00	0.53	
				366.00	29.19	**7.9743%**
State Bank of India - X	7.500%	01-Apr-20	24-Jun-20	85.00	6.38	
	6.750%	25-Jun-20	24-Sep-20	92.00	6.21	
	6.650%	25-Sep-20	31-Mar-21	188.00	12.50	
				365.00	25.09	**6.8732%**

परिमल पीयूष/PARIMAL PIYUSH
उपप्रबंधक (वाणिज्यिक)
Asstt. General Manager (Commercial)
ईओसी, ए-8ए, सेक्टर-24, नोएडा-201301 (यू.पी.)
EOC, A-8A, Sector-24, Noida-201301 (U.P.)

State Bank of India - X	6.65%	01-04-2021	31-03-2022	365	24.27	**6.6500%**
State Bank of India - X	6.65%	01-04-2022	24-06-2022	85.00	5.65	
State Bank of India - X	7.05%	25-06-2022	24-09-2022	92.00	6.49	
State Bank of India - X	7.35%	25-09-2022	24-12-2022	91.00	6.69	
State Bank of India - X	8.00%	25-12-2022	24-03-2023	90.00	7.20	
State Bank of India - X	8.10%	25-03-2023	31-03-2023	7.00	0.57	
				365.00	26.69	**7.2860%**

State Bank of India - X	8.10%	01-Apr-23	24-Sep-23	177.00	14.34	
State Bank of India - X	8.15%	25-Sep-23	24-Dec-23	91.00	7.42	
State Bank of India - X	8.20%	25-Dec-23	31-Mar-24	98.00	8.04	
				366.00	**29.79**	**8.1392%**

State Bank of India - XII	6.3500%	01-Apr-19	11-05-2019	40.00	3.34	
	8.2500%	11-May-19	11-08-2019	92.00	7.59	
	8.0500%	11-Aug-19	11-11-2019	92.00	7.41	
	7.8000%	11-Nov-19	11-01-2020	61.00	4.76	
	7.7500%	11-Jan-20	01-02-2020	21.00	1.63	
	7.7000%	01-Feb-20	31-Mar-20	60.00	4.62	
				366.00	29.34	**8.0168%**
State Bank of India - XII	7.700%	01-Apr-20	10-Apr-20	10.00	0.77	
	7.150%	11-Apr-20	10-Jul-20	91.00	6.51	
	6.650%	11-Jul-20	31-Mar-21	264.00	17.56	
				365.00	24.83	**6.8034%**
State Bank of India - XII	6.65%	01-04-2021	31-03-2022	365	24.27	**6.6500%**
State Bank of India - XII	6.65%	01-04-2022	10-07-2022	101.00	6.72	
State Bank of India - XII	7.05%	11-07-2022	10-10-2022	92.00	6.49	
State Bank of India - XII	7.35%	11-10-2022	10-01-2023	92.00	6.76	
State Bank of India - XII	8.00%	11-01-2023	31-03-2023	80.00	6.40	
				365.00	26.36	**7.2232%**

परिमल पीयूष/PARIMAL PIYUSH
अपर महाप्रबंधक (वित्तीयकरण)
Addl. General Manager (Corporation)
एन टी पी सी लिमिटेड/NTPC LIMITED
EOC, A-8A, Sector-24, Noida-201301 (U

State Bank of India - XII	8.00%	01-Apr-23	10-Apr-23	10.00	0.80	
State Bank of India - XII	8.10%	11-Apr-23	10-Oct-23	183.00	14.82	
State Bank of India - XII	8.15%	11-Oct-23	10-Jan-24	92.00	7.50	
State Bank of India - XII	8.20%	11-Jan-24	31-Mar-24	81.00	6.64	
				366.00	**29.76**	**8.1320%**

HDFC Bank Limited-III	8.450%	01-Apr-19	01-07-2019	91.00	7.69	
	8.400%	01-Jul-19	29-07-2019	28.00	2.35	
	8.300%	29-Jul-19	29-08-2019	31.00	2.57	
	8.200%	29-Aug-19	29-09-2019	31.00	2.54	
	8.100%	29-Sep-19	29-10-2019	30.00	2.43	
	8.000%	29-Oct-19	01-12-2019	33.00	2.64	
	7.650%	01-Dec-19	01-03-2020	91.00	6.96	
	7.450%	01-Mar-20	31-Mar-20	31.00	2.31	
				366.00	29.50	**8.0594%**
HDFC Bank Limited-III	7.450%	01-Apr-20	31-May-20	61.00	4.54	
	6.300%	01-Jun-20	23-Dec-20	206.00	12.98	
	5.950%	24-Dec-20	31-Mar-21	98.00	5.83	
				365.00	23.35	**6.3982%**
HDFC Bank Limited-III	5.95%	01-04-2021	31-03-2022	365	21.72	**5.9500%**
HDFC Bank Limited-III	5.95%	01-04-2022	23-05-2022	53.00	3.15	
HDFC Bank Limited-III	6.35%	24-05-2022	23-06-2022	31.00	1.97	
HDFC Bank Limited-III	6.85%	24-06-2022	23-08-2022	61.00	4.18	
HDFC Bank Limited-III	7.35%	24-08-2022	23-10-2022	61.00	4.48	
HDFC Bank Limited-III	7.85%	24-10-2022	23-12-2022	61.00	4.79	
HDFC Bank Limited-III	8.20%	24-12-2022	31-12-2022	8.00	0.66	
HDFC Bank Limited-III	7.95%	01-01-2023	28-02-2023	59.00	4.69	
HDFC Bank Limited-III	8.01%	01-03-2023	31-03-2023	31.00	2.48	
				365.00	26.40	**7.2335%**
HDFC Bank Limited-III	8.01%	01-Apr-23	31-May-23	61.00	4.89	

परिमल पीयूष/PARIMAL PIYUSH
महाप्रबंधक (वाणिज्यिक)
Addl. General Manager (Commercial)
एन टी पी सी लिमिटेड/NTPC LIMITED
EOC, A-8A, Sector-24, Noida-201301 (U.P.)

HDFC Bank Limited-III	7.95%	01-Jun-23	31-Mar-24	305.00	24.25	
				366.00	**29.13**	**7.9600%**

HDFC Bank Limited-IX	6.300%	24-Aug-20	23-Dec-20	122.00	7.69	
	5.950%	24-Dec-20	31-Mar-21	98.00	5.83	
				220.00	13.52	**6.1441%**
HDFC IX	5.95%	01-04-2021	31-03-2022	365	21.72	**5.9500%**
HDFC-IX	5.95%	01-04-2022	23-05-2022	53.00	3.15	
HDFC-IX	6.35%	24-05-2022	23-06-2022	31.00	1.97	
HDFC-IX	6.85%	24-06-2022	23-08-2022	61.00	4.18	
HDFC-IX	7.35%	24-08-2022	23-10-2022	61.00	4.48	
HDFC-IX	7.85%	24-10-2022	23-12-2022	61.00	4.79	
HDFC-IX	8.20%	24-12-2022	31-12-2022	8.00	0.66	
HDFC-IX	7.95%	01-01-2023	28-02-2023	59.00	4.69	
HDFC-IX	8.01%	01-03-2023	31-03-2023	31.00	2.48	
				365.00	26.40	**7.2335%**
HDFC-IX	8.01%	01-Apr-23	31-May-23	61.00	4.89	
HDFC-IX	7.95%	01-Jun-23	31-Mar-24	305.00	24.25	
				366.00	**29.13**	**7.9600%**

Vijaya Bank-VI	8.4000%	01-Apr-19	13-04-2019	12.00	1.01	
	8.3000%	13-Apr-19	13-05-2019	30.00	2.49	
	8.3500%	13-May-19	13-07-2019	61.00	5.09	
	8.3000%	13-Jul-19	13-08-2019	31.00	2.57	
	8.1500%	13-Aug-19	13-09-2019	31.00	2.53	
	8.1000%	13-Sep-19	13-10-2019	30.00	2.43	
	8.0500%	13-Oct-19	13-11-2019	31.00	2.50	
	7.8500%	13-Nov-19	13-12-2019	30.00	2.36	
	7.6500%	13-Dec-19	13-01-2020	31.00	2.37	
	7.6000%	13-Jan-20	13-02-2020	31.00	2.38	

परिमल पीयूष/PARIMAL PIYUSH
वरिष्ठ महाप्रबन्धक (वित्त/निवेश)
Addl. General Manager (Commercial)
एन टी पी सी लिमिटेड/NTPC LIMITED
ECC, A-8A, Sector-24, Noida-201301 (U.P.)

	7.5500%	13-Feb-20	15-Mar-20	31.00	2.34	
				349.00	28.04	**8.0342%**
Vijaya Bank-VI	7.550%	01-Apr-20	12-Apr-20	12.00	0.91	
	7.400%	13-Apr-20	12-May-20	30.00	2.22	
	7.350%	13-May-20	12-Jun-20	31.00	2.28	
	7.200%	13-Jun-20	12-Jul-20	30.00	2.16	
	7.150%	13-Jul-20	23-Aug-20	42.00	3.00	
				145.00	10.57	**7.2879%**

PNB-IV	8.300%	01-Apr-19	04-06-2019	33.00	2.74	**8.0102%**
	8.200%	04-May-19	04-08-2019	92.00	7.54	
	8.050%	04-Aug-19	01-10-2019	58.00	4.67	
	8.050%	01-Oct-19	04-11-2019	34.00	2.74	
	7.900%	04-Nov-19	04-02-2020	92.00	7.27	
	7.650%	04-Feb-20	31-Mar-20	57.00	4.36	
				366.00	29.32	**8.0102%**
PNB-IV	7.650%	01-Apr-20	03-May-20	33.00	2.52	**6.8567%**
	7.200%	04-May-20	03-Jun-20	31.00	2.23	
	7.050%	04-Jun-20	03-Aug-20	61.00	4.30	
	6.800%	04-Aug-20	03-Nov-20	92.00	6.26	
	6.700%	04-Nov-20	20-Dec-20	47.00	3.15	
	6.500%	21-Dec-20	31-Mar-21	101.00	6.57	
				365.00	25.03	
Punjab National Bank IV	6.20%	01-04-2021	20-09-2021	173	10.73	**5.9896%**
	5.80%	21-09-2021	31-03-2022	192	11.14	
PNB-IV	5.80%	01-04-2022	20-06-2022	81.00	4.70	
PNB-IV	6.70%	21-06-2022	31-08-2022	72.00	4.82	
PNB-IV	7.20%	01-09-2022	30-09-2022	30.00	2.16	
PNB-IV	7.70%	01-10-2022	31-12-2022	92.00	7.08	
PNB-IV	8.05%	01-01-2023	28-02-2023	59.00	4.75	
PNB-IV	8.30%	01-03-2023	31-03-2023	31.00	2.57	

परिमल पीयुष/PARIMAL PIYUSH
अपर महाप्रबंधक (वाणिज्यिक)
Addl. General Manager (Commercial)
एन टी पी सी लिमिटेड/NTPC LIMITED
EOC, A-8A, Sector-24, Noida-201301 (U.P.)

				365.00	26.09	**7.1475%**
PNB-IV	7.90%	01-Apr-23	31-Mar-24	366.00	28.91	
				366.00	**28.91**	**7.9000%**

Mizuho-II		2019-20				
		01-04-2019	4.1146%	105	4.3203615	
		15-07-2019	3.4626%	255	8.8297065	
		26-03-2020	2.2312%	6	0.1338738	
		01-04-2020			0	
				366	**13.2839418**	**3.8924%**
		2020-21				
		01-04-2020	2.2312%	180	4.016214	
		28-09-2020	1.5235%	179	2.727065	
		26-03-2021	1.4595%	6	0.08757	
		01-04-2021				
				365	**6.830849**	**2.0071%**
		2021-22				
		01-04-2021	1.4595%	180	2.6271	
	Loan Closed	28-09-2021				
				180	**2.627100**	**1.5652%**

JPY Equ 350Million A & B		**2019-20**				
		01-04-2019	0.9593%	11	0.1055263	
		12-04-2019	0.9570%	182	1.74174	
		11-10-2019	0.9500%	173	1.6435	
		01-04-2020				
				366	**3**	**1.0229%**

परिमल पीयूष/PARIMAL PIYUSH
अपर महाप्रबंधक (वाणिज्यिक)
Addl. General Manager (Commercial)
एन टी पी सी लिमिटेड/NTPC LIMITED
EOC, A-8A, Sector-24, Noida-201301 (U.P.)

		2020-21				
		01-04-2020	0.9500%	12	0.114	
		13-04-2020	0.9742%	182	1.7729694	
		12-10-2020	0.9500%	171	1.6245	
		01-04-2021				
				365	**4**	**1.0318%**
		2021-22				
		01-04-2021	0.9500%	11	0.1045	
		12-04-2021	0.9500%	182	1.729	
		11-10-2021	0.9500%	172	1.634	
		01-04-2022				
				365	3.4675	**1.0188%**
		2022-23				
		01-04-2022	0.9500%	10	0.095	
		11-04-2022	0.9500%	92	0.874	
		12-07-2022	0.9500%	92	0.874	
		12-10-2022	0.9500%	92	0.87	
		12-01-2023	0.9500%	79	0.75	
		01-04-2023				
				365	3.4675	**1.0049%**
		2023-24				
		01-04-2023	0.9500%	11	0.1045	
		12-04-2023	0.9500%	91	0.8645	
		12-07-2023	0.9500%	92	0.874	
		12-10-2023	0.9500%	92	0.874	
		12-01-2024	0.9500%	80	0.76	
		01-04-2024			0	
				366	**3.4770**	**1.0076%**

परिमल पीयूष/PARIMAL PIYUSH
अपर महाप्रबंधक (वित्त)
Add. General Manager (Finance)
एन टी पी सी लिमिटेड / NTPC LIMITED
EOC, A-8A, Sector-24, Noida-201301

PART-I
FORM- 15

Details of Source wise Fuel for Computation of Energy Charges

Name of the Company : NTPC Limited
Name of the Power Station : Linchelar Stage-IV

S. No.	Items		2018-20					
			Oct-18		Nov-18		Dec-18	
			Domestic Coal	Imported Coal	Domestic	Imported	Domestic	Imported
A)	OPENING QUANTITY							
1	Opening Quantity of Coal/Lignite	(MT)	403510.0600	0.0000	339995.0000		370047.934	
2	Value of Stock	(Rs.)	169481565.6	0	169481565.6		4706188840.7	
A)	QUANTITY							
3	Quantity of Coal/Lignite supplied by Coal/Lignite Company	(MT)	336275.9500		450534.7636		519064.52	
4	Adjustment (+/-) in quantity SUCCEED billed by Coal/Lignite Company	(MT)	-424.9000	0.0000	0.0000		-462	
5	Deal supplied by Coal/Lignite Company (3+4)	(MT)	335850.9500	0.0000	450534.7636	0.0000	518602.5200	0.0000
6	Normative Transit & Handling Losses (For coal/ Lignite based projects)	(MT)	3092.2920		3441.6963		4871.716	
7	Net coal / Lignite Supplied (5-6)	(MT)	332994.7100	0.0000	426792.0673	0.0000	513627.8080	0.0000
B)	PRICE							
8	Amount Charged by the Coal/Lignite Company	(Rs.)	1149810583		2104859313		5518870137	
9	Adjustment (+/-) in amount charged made by Coal/Lignite Company	(Rs.)	-534890				-1258826	
10	Handling, Sampling and such other service charges	(Rs.)					0	
11	Total amount Charges (8+7+9)	(Rs.)	1149275193	0	3270859210	0	5517611311	0
C)	TRANSPORATION							
12	Transportation charges by rail/ship/road transport	(Rs.)	345001691		909519457		2317487153	
13	Adjustment (+/-) in amount charged made by Railways/Transport Company	(Rs.)						
14	Demurrage Charges, if any	(Rs.)						
15	Cost of vessel (+)transportation cost through MGR system, if applicable	(Rs.)			0			
16	Total Transportation Charges (12+13+14+15)	(Rs.)	345001691	0	909519457	0	2317487153	0
17	Total amount Charged for coal/lignite supplied including transportation (11+16)	(Rs.)	1494276874	0	4180379670	0	7835098464	0
D)	TOTAL COST							
18	Landed cost of coal/ Lignite (Cl=17/C1+7)	Rs./MT	4488		4897		4199	
19	Blending Ratio		100.00%		100.00%		100.00%	
20	Weighted average cost of Coal/ Lignite	Rs./MT	4488		4897		4199	
E)	QUALITY							
21	GCV of Domestic Coal of the opening coal stock as per bill of Coal Company	(kCal/Kg)	4561		4382		4467	
22	GCV of Domestic Coal supplied as per bill of Coal Company	(kCal/Kg)						
23	GCV of Imported Coal of the opening stock as per bill Coal Company	(kCal/Kg)						
24	GCV of Imported Coal supplied as per bill Coal Company	(kCal/Kg)						
25	Weighted average GCV of coal/ Lignite as billed	(kCal/Kg)						
26	GCV of Domestic Coal of the opening stock as received at Station	(kCal/Kg)						
27	GCV of Domestic Coal supplied as received at Station	(kCal/Kg)	4128		3982		3784	
28	GCV of Imported Coal of opening stock as received at Station	(kCal/Kg)						
29	GCV of Imported Coal of opening stock as received at Station	(kCal/Kg)						
30	Weighted average GCV of Coal/ Lignite as Received	(kCal/Kg)	4128		3982		3784	
31	Cost of Coal	Rs./MT			4334.9			
32	GCV of Coal	(kCal/Kg)			3982			

परिमल पीयूष/PARIMAL PIYUSH
अपर महाप्रबन्धक (वा.नि.)/Addl. General Manager (Comm.)
एन टी पी सी लिमिटेड/NTPC LIMITED
EOC, A-8A, Sector-24, Noida-201301 (U.P.)

PART-I
FORM - 15

Details of Source wise Fuel for Computation of Energy Charges

Name of the Company : NTPC Limited
Name of the Power Station : Unchahar Stage-IV

S. No.	Month		Oct-19		2019-20 Nov-19		Dec-19	
			Domestic	Imported	Domestic	Imported	Domestic	Imported
A)	OPENING QUANTITY							
1	Opening Quantity of Coal/ Lignite	(MMT)	691195	2963	704774	4291	526145	3228
2	Value of Stock	(Rs.)	4307220969	21611554	4614948511	19487496	3467304418	17784706
A)	QUANTITY							
3	Quantity of Coal/Lignite supplied by Coal/Lignite Company	(MMT)	517726	21959	838168	11432	493219	2914
4	Adjustment (+/-) in quantity based on joint reconciliation	(MMT)	-695	0	0	0	-1618	0
5	Coal supplied by Coal/Lignite Company (3+-4)	(MMT)	518421	21959	838168	11432	491601	2914
6	Normative Transit & Handling Losses (For coal/ Lignite based projects)	(MMT)	4139	44	6685	33	3930	47
7	Net coal / Lignite Supplied (5-6)	(MMT)	508310	21912	813283	11400	487856	2867
B)	PRICE							
8	Amount charged by the Coal/Lignite Company	(Rs.)	1719424000	1880038424	1887172987	1005440335	1637818000	1802218985
9	Adjustment (+/-) in amount charged made by Coal/Lignite Company	(Rs.)	-1787409	0	0	0	-3257390	0
10	Handling, Sampling and other similar charges	(Rs.)	0	0	0	0	0	0
11	Total price (8+9+10)	(Rs.)	1717636636	1880038424	1887172987	1005440335	1634560610	1802218985
B)	TRANSPORTATION							
12	Transportation charges by Rail/Ship/Road	(Rs.)	740200000	0	882803418	0	735000367	0
13	Adjustment (+/-) in amount charged made by Railway/Transport Company	(Rs.)	0	0	0	0	0	0
14	Demurrage Charges, if any	(Rs.)	0	0	0	0	0	0
15	Cost of diesel in transporting coal through MGR system, if applicable	(Rs.)	0	0	0	0	0	0
16	Total Transportation Charges (12+13+14+15)	(Rs.)	740200000	0	882803418	0	735000367	0
17	Total amount Charged for coal/lignite supplied including Transportation (11+16)	(Rs.)	2456975204	1880038424	2769976405	1005440335	2369560977	1802218985
C)	TOTAL COST							
18	Landed cost of coal/ Lignite (17/11*10)	Rs./MT	4775	8632	4881	8758	4738	8629
19	Shedding Rate		95.72%	4.68%	97.91%	2.48%	93.91%	4.03%
20	Weighted average rate of Coal/ Lignite	Rs./MT	4882		4966		4916	
F)	QUALITY							
21	GCV of Domestic Coal of the opening coal stock as per bill of Coal Company	(kCal/Kg)	4726		5164		4984	
22	GCV of Domestic Coal supplied as per bill of Coal Company	(kCal/Kg)	5034		4987		4935	
23	GCV of Imported Coal of the opening stock as per bill Coal Company	(kCal/Kg)	3778		3854		3852	
24	GCV of Imported Coal supplied as per bill Coal Company	(kCal/Kg)	3830		3789		3779	
25	Weighted average GCV of coal/ Lignite as Fired	(kCal/Kg)	5312		4864		4867	
26	GCV of Domestic Coal of the opening stock as received at Station	(kCal/Kg)	4510		5261		5107	*
27	GCV of Domestic Coal supplied as received at Station	(kCal/Kg)	5168		5159		5055	
28	GCV of Imported Coal of opening stock as received at Station	(kCal/Kg)	3552		4845		4874	
29	GCV of Imported Coal of received stock as received at Station	(kCal/Kg)	4961		4829		4811	
30	Weighted average GCV of Coal/ Lignite as Received	(kCal/Kg)	5032		4792		4788	
31	Cost of Coal	Rs./MT			4848.9			
32	GCV of Coal	(kCal/Kg)			2799			

परिमल पीयूष/PARIMAL PIYUSH
अपर महाप्रबन्धक (वाणिज्यिक)
Addl. General Manager (Comm'l Acct.)
एन टी पी सी लिमिटेड/NTPC LIMITED
EOC, A-8A, Sector-24, Noida-201301 (U.P.)

PART-II
FORM- 10

Details of Source wise Fuel for Computation of Energy Charges

Name of the Company : NTPC Limited

Name of the Power Station : Unchahar Stage-IV

S. No.	Month		2021-22						
			Oct-20		Nov-20		Dec-20		
			Domestic	Imported	Domestic	Imported	Domestic	Imported	Biomass
A)	OPENING QUANTITY								
1	Opening Quantity of Coal/Lignite	(MMT)	240939	0	192881	25	324364		
2	Value of Stock	(Rs.)	1985453098	0	1585074827	225218	1171223007		
A)	QUANTITY								
3	Quantity of Coal/Lignite supplied by Coal/Lignite Company	(MMT)	384839	3462	548268	7976	438629		235
4	Adjustment (+/-) in quantity supplied made by Coal/Lignite Company	(MMT)	0				-1838		
5	Coal Supplied by Coal/Lignite Company (1+2)	(MMT)	384839	3462	548268	7976	436791		235
6	Alternative Transit & Handling Losses (For coal/ Lignite based projects)	(MMT)	3079	7	4389	16	3617		
7	Net coal / Lignite Supplied (5-6)	(MMT)	381761	3455	543879	7960	434585		235
B)	PRICE								
8	Amount charged by the Coal /Lignite Company	(Rs.)	784311535	28425849	1111101173	64980591	1228988056		1935621
9	Adjustment (+/-) in amount charged made by Coal/Lignite Company	(Rs.)					3742869		199861
10	Handling, Sampling and such other similar charges	(Rs.)							
11	Total amount Charged (8+7+9)	(Rs.)	784311535	28425849	1111101173	64980591	1232730925		1935621
D)	TRANSPORATION								
12	Transportation charges by rail/shipment (inland)	(Rs.)	592884338	0	759951899		624523551		
13	Adjustment (+/-) in amount charged made by Railways/Transport Company	(Rs.)	0	0					
14	Demurrage Charges, if any	(Rs.)	0	0			0		
15	Cost of diesel in transporting coal through MGR system, if applicable	(Rs.)	0	0					
16	Total Transportation Charges (12+13+14+15)	(Rs.)	592884338	0	759951899	0	624523551		0
17	Total amount Charged for coal/ignite supplied including Transportation (11+16)	(Rs.)	1377195864	28425849	1871053106	64980591	1857254620		1935621
E)	TOTAL COST								
18	Landed cost of coal/ Lignite (2+17)/(1+7)	Rs./MT	3610	8215	3868	8547	3691	0	7737
19	Blending Ratio		99.45%	0.55%	98.94%	1.06%	99.99%	0.00%	0.05%
20	Weighted average cost of Coal/ Lignite	Rs./MT	3641		3618		3693		
F)	QUALITY								
21	GCV of Domestic Coal of the opening coal stock as per bill of Coal Company	(kCal/Kg)	4045		4045				
22	GCV of Domestic Coal supplied as per bill of Coal Company	(kCal/Kg)	4052		4052				
23	GCV of Imported Coal of the opening stock as per bill Coal Company	(kCal/Kg)							
24	GCV of Imported Coal supplied as per bill Coal Company	(kCal/Kg)	6089		6086				
25	Weighted average GCV of coal / Lignite as Billed	(kCal/Kg)	4103		4102				
26	GCV of Domestic Coal of the opening stock as received at Station	(kCal/Kg)	3600		3470		3421		3492
27	GCV of Domestic Coal supplied as received at Station	(kCal/Kg)	3580		3384		3524		
28	GCV of Imported Coal of opening stock as received at Station	(kCal/Kg)							
29	GCV of Imported Coal of opening stock as received at Station	(kCal/Kg)	5916		5210				
30	Weighted average GCV of Coal/ Lignite as received	(kCal/Kg)	3490		3413		3484		
31	Cost of Coal	Rs./MT				3717			
32	GCV of Coal	(kCal/Kg)				3462			

परिमल पीयूष/PARIMAL PIYUSH
उपाय महाप्रबंधक (वि.)
Addl. General Manager (Fin.)
एन टी पी सी लिमिटेड/NTPC LIMITED
EOC, A-8A, Sector-24, Noida-201301 (U.P.)

FART-I
FORM- 15

Details of Source wise Fuel for Computation of Energy Charges

Name of the Company : NTPC Limited
Name of the Power Station : Unchahar Stage-IV

S. No.	Month		2022-23									
			Oct-22			Nov-22			Dec-22			
			Domestic	Imported	Bio Mass	Domestic	Imported	Biomass	Domestic	Imported	Biomass	
A)	OPENING QUANTITY											
1	Opening Quantity of Coal/Lignite	(MMT)	1454			86972		2083	165540	0		
2	Value of Stock	(Rs.)	64658109			3049444 19		29413389	8688 2036	81778		
A)	QUANTITY											
3	Quantity of Coal/Lignite supplied by Coal/Lignite Company	(MMT)	44081 2	27861	0	425005			452378	1483		434
4	Adjustment (+/-) in quantity supplied made by Coal/Lignite Company	(MMT)	0	0	0	0			12740	0		0
5	Coal supplied by Coal/Lignite Company (3+4)	(MMT)	440813	27861	0	425005	0	0	444638	1483	0	434
6	Normative Transit & Handling Losses (For coal/ Lignite based projects)	(MMT)	3031	56	0	3364			3867	13		0
7	Net coal / Lignite Supplied (5-6)	(MMT)	437888	27839	0	421706	0	0	440872	7408		432
C)	PRICE		460	0	0							
8	Amount charged by the Coal/Lignite Company	(Rs.)	1133576928	1668888(3	0	1397967158			12827 4179	98787520		3788920
9	Adjustment (+/-) in amount charged made by Coal/Lignite Company	(Rs.)	0			0			33619340	0		0
10	Handling, Sampling and such other similar charges	(Rs.)	1135740			1130 1408			4992241	0		0
11	Total amount Charged (8+/-9+10)	(Rs.)	1267147988	3858892	0	1203980624	0	0	1294 0480	98787520		3788920
D)	TRANSPORATION											
12	Transportation charges by rail/road/sea/ transport	(Rs.)	592			84			707			
13	Adjustment (+/-) in amount charged made by Railway/Transport Company	(Rs.)										
14	Demurrage Charges, if any	(Rs.)										
15	Cost of diesel in transporting coal through MGR system, if applicable	(Rs.)										
16	Total Transportation Charges (12+13+14+15)	(Rs.)	592	0	0	84	0	0	707	0	0	0
17	Total amount Charged for coal/lignite supplied including Transportation (11+16)	(Rs.)	1267	3858892	0	1203		0	1294	98787520	0	3788920
E)	TOTAL COST											
18	Landed cost of coal/ Lignite (9+17)/(4+7)	Rs./MT	4541	13794	0	8443	0	2704	4446	13338		8771
19	Blending Rate		93.99%	6.01%	0.00	99.90%	1.09%		99.61%	0.39%		0.00%
20	Weighted average cost of Coal/ Lignite	Rs./MT	4548			4186			4458			
F)	QUALITY											
21	GCV of Domestic Coal of the opening coal stock as per bill of Coal Company	(kCal/Kg)	3831									
22	GCV of Domestic Coal supplied as per bill of Coal Company	(kCal/Kg)	3831									
23	GCV of imported Coal of the opening stock as per bill Coal Company	(kCal/Kg)										
24	GCV of imported Coal supplied as per bill Coal Company	(kCal/Kg)										
25	Weighted average GCV of coal/ Lignite as Billed	(kCal/Kg)										
26	GCV of Domestic Coal of the opening stock as received at Station	(kCal/Kg)	3808		0	3807		0	3772			3951
27	GCV of Domestic Coal supplied as received at Station	(kCal/Kg)	3726		4831	3811		3885	3713			3795
28	GCV of imported Coal of opening stock as received at Station	(kCal/Kg)					4321			4831		
29	GCV of imported Coal of opening stock as received at Station	(kCal/Kg)		0			0			4228		
30	Weighted average GCV of Coal/ Lignite as Received	(kCal/Kg)		3867			3918.0			3733.8		
31	Cost of Coal	Rs./MT					4597.9					
32	GCV of Coal	(kCal/Kg)					3734					

परिमल पीयुष/PARIMAL PIYUSH
अपर महाप्रबन्धक (वाणिज्यिक)
Addl. General Manager (Commercial)
एन टी पी सी लिमिटेड/NTPC LIMITED
EOC, A-8A, Sector-24, Noida-201301 (U.P.)

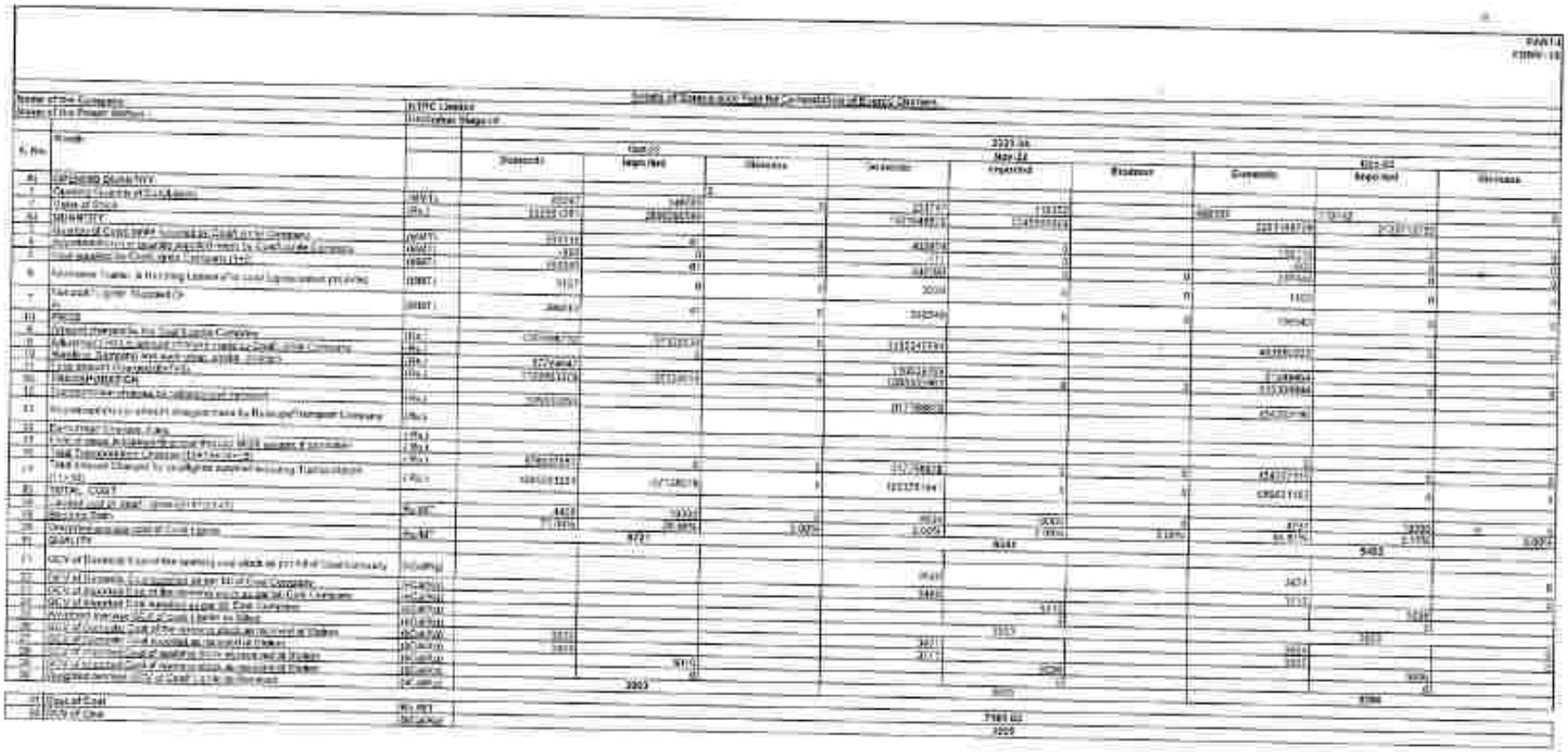

परिमल पीयुष/PARIMAL PIYUSH
अपर महाप्रबंधक
Addl. General Manager
एन टी पी सी लिमिटेड/NTPC LIMITED
EOC, A-8A, Sector-24, Noida-201301 (U.P.)

PART-I
FORM- 15A

Details of Secondary Fuel for Computation of Energy Charges

Name of the Company :	NTPC Limited
Name of the Power Station :	Unchahar Stage-IV

Sl.No	Month	Unit	Oct-18		Nov-18		Dec-18	
			HFO	LDO	HFO	LDO	HFO	LDO
A)	OPENING QUANTITY							
1	Opening Stock of Oil	(KL)	343	130	97	130	707	799
2	Value of Opening Stock	(Rs.)	14808025	6016428	4165315	6016428	35521013	46270862
B)	QUANTITY							
3	Quantity of LDO supplied by Oil company	(KL)			800	702		
4	Adjustment(+/-) in qnty supplied made by Oil Comopany	(KL)						
5	LDO supplied by Oil company (3+4)	(KL)	0	0	800	702	200	755
6	Normative transit & Handling losses	(KL)						
7	Net Oil supplied (5-6)	(KL)	0	0	800	702	200	755
C)	PRICE							
8	Amount charged by Oil Company	(Rs.)			40872000	42194810	8417200	40157353
9	Adjustment (+/-) in amount charged by Oil Company	(Rs.)						
10	Handling, Sampling and such other similar charges	(Rs.)						
11	Total amount Charged (8+9+10)	(Rs.)	0	0	40872000	42194810	8417200	40157353
D)	TRANSPORATION							
12	Transportation charges by rail/shipmoad transport	(Rs.)						
13	Adjustment(+/-) in amount made byRailways/ Transpo	(Rs.)						
14	Demurrage Charges, if any	(Rs.)						
15	Total Transportation Charges (12+13+14+15)	(Rs.)						
16	Other Charges	(Rs.)						
17	Total Amount charged for Oil supplied including transportation (11+15+16)	(Rs.)	0	0	40872000	42194810	8417200	40157353
E)	TOTAL COST							
18	Weighted average cost of Oil	(Rs./KL)	43149	46235	50235	57937	48438	55630
19	Blending Ratio							
20	Weighted Average Cost of Secondary Fuel/ For the month	(Rs./KL)	43149		51392		54831	
F)	QUALITY							
21	GCV of Domestic Secondary Fuel of the opening stock as per bill of Secondary Fuel Company	Kcal/KL						
22	GCV of Domestic Secondary Fuel supplied as per bill of Secondary Fuel Company.	Kcal/KL						
23	GCV of Imported Secondary Fuel of the opening stock as per bill of Secondary Fuel Company	Kcal/KL						
24	GCV of Imported Secondary Fuel supplied as per bill of Secondary Fuel Company	Kcal/KL						
25	Weighted average GCV of Secondary Fuel/ as Billed	Kcal/KL						
26	GCV of Domestic Secondary Fuel of the opening stock as received at Station	Kcal/KL						
27	GCV of Domestic Secondary Fuel supplied as received at Station	Kcal/KL						
28	GCV of Imported Secondary Fuel of opening stock as received at Station	Kcal/KL						
29	GCV of Imported Secondary Fuel of supplied as received at Station	Kcal/KL						
30	Weighted average GCV of Secondary Fuel/ as Received	Kcal/KL	9488		9626		9720	
31	Cost of Oil	(Rs./KL)	52031					
32	GCV of Oil	Kcal/KL	9611					

परिमल पीयूष/PARIMAL PIYUSH
अपर महाप्रबन्धक (कॉर्पोरेशन)
Addl. General Manager (Corporation)
एन टी पी सी लिमिटेड/NTPC LIMITED
EOC, A-8A, Sector-24, Noida-201301 (U.P.)

PART-I
FORM-15A

Details of Secondary Fuel for Computation of Energy Charges

Name of the Company : NTPC Limited
Name of the Power Station : Unchahar Stage IV

Sl.No	Month	Unit	Oct-19	Nov-19	Dec-19
A)	OPENING QUANTITY		LDO	LDO	LDO
1	Opening Stock of Oil	(KL)	207	234	207
2	Value of Opening Stock	(Rs.)	11354388	12388710	11297415
B)	QUANTITY				
3	Quantity of LDO supplied by Oil company	(KL)	1529	950	930
4	Adjustment(+)/(-) qty supplied made by Oil Company/etc	(KL)			
5	LDO supplied by Oil company (3+4)	(KL)	1529	950	930
6	Normative Transit & Handling losses	(KL)			
7	Net Oil supplied (5-6)	(KL)	1709	950	923
C)	PRICE				
8	Actual charges by Oil Company	(Rs.)	84424035	49551478	45998814
9	Adjustment (+)/(-) amount charged by Oil Company	(Rs.)			
10	Handling, Sampling and such other misc charges	(Rs.)			
11	Total amount Charged (8+9+10)	(Rs.)	84424035	49551478	45998814
D)	TRANSPORTATION				
12	Transportation charges by rail/road/sea/pipeline	(Rs.)			
13	Adjustment(+)/(-) amount made by/Railways/Transport Company	(Rs.)			
14	Demurrage Charges, if any	(Rs.)			
15	Total Transportation Charges (12+13+14+15)	(Rs.)	0	0	0
16	Other Charges	(Rs.)			
17	Total Amount charged for Oil supplied including transportation (11+15+16)	(Rs.)	84424035	49551478	45998814
E)	TOTAL COST				
18	Weighted average cost of Oil	(Rs./KL)	47273	54435	51711
19	Blending Ratio				
20	Weighted Average Cost of Secondary Fuel For the month	(Rs./KL)			
F)	QUALITY				
21	GCV of Domestic Secondary Fuel of the opening stock as per bill of Secondary Fuel Company	Kcal/KL			
22	GCV of Domestic Secondary Fuel supplied as per bill of Secondary Fuel Company	Kcal/KL			
23	GCV of Imported Secondary Fuel of the opening stock as per bill of Secondary Fuel Company	Kcal/KL			
24	GCV of Imported Secondary Fuel supplied as per bill of Secondary Fuel Company	Kcal/KL			
25	Weighted average GCV of Secondary Fuel as Fired	Kcal/KL			
26	GCV of Domestic Secondary Fuel of the opening stock as received at Station	Kcal/KL			
27	GCV of Domestic Secondary Fuel supplied as received at Station	Kcal/KL	9941	9958	9930
28	GCV of Imported Secondary Fuel of opening stock as received at Station	Kcal/KL			
29	GCV of Imported Secondary Fuel of supplied as received at Station	Kcal/KL			
30	Weighted average GCV of Secondary Fuel as Received	Kcal/KL	9941	9958	9930
31	Cost of Oil	(Rs./KCal)		5472E	
32	GCV of Oil	Kcal/KL		9048	

परिमल पीयुष/PARIMAL PIYUSH
अपर महाप्रबंधक (वाणिज्य)
Addl. General Manager (Commercial)
एन टी पी सी लिमिटेड/NTPC Ltd/FED
EOC, A-8A, Sector-24, Noida-201301 (U.P.)

PART-I
FORM- 15A

Details of Secondary Fuel for Computation of Energy Charges

Name of the Company : NTPC Limited
Name of the Power Station : Unchahar Stage-IV

Sl.No	Month	Unit	Oct-20		Nov-20		Dec-20	
			HFO	LDO	HFO	LDO	HFO	LDO
A)	OPENING QUANTITY							
1	Opening Stock of Oil	(KL)	653	965	653	490	653	1587
2	Value of Opening Stock	(Rs.)	31606811	33808602	31606811	17186161	31606811	62945130
B)	QUANTITY							
3	Quantity of LDO supplied by Oil company	(KL)	0	0	0	1950	0	0
4	Adjustment(+/-) in qnty supplied made by Oil Company	(KL)	0	0	0	0	0	0
5	LDO supplied by Oil company (3+4)	(KL)	0	0	0	1950	0	0
6	Normative transit & Handling losses	(KL)	0	0	0	0	0	0
7	Net Oil supplied (5-6)	(KL)	0	0	0	1950	0	0
C)	PRICE							
8	Amount charged by Oil Company	(Rs.)	0	0	0	80839122	0	0
9	Adjustment (+/-) in amount charged by Oil Company	(Rs.)	0	0	0	0	0	0
10	Handling, Sampling and such other similar charges	(Rs.)	0	0	0	0	0	0
11	Total amount Charged (8+9+10)	(Rs.)	0	0	0	80839122	0	0
D)	TRANSPORATION							
12	Transportation charges by rail/ship/road transport	(Rs.)	0	0	0	0	0	0
13	Amount(+/-) in amount made by Railway/ Transport Cor	(Rs.)	0	0	0	0	0	0
14	Demurrage Charges, if any	(Rs.)	0	0	0	0	0	0
15	Total Transportation Charges (12+13+14+15)	(Rs.)	0	0	0	0	0	0
16	Other Charges	(Rs.)	0	0	0	0	0	0
17	Total Amount charged for Oil supplied including transportation (11+15+16)	(Rs.)	0	0	0	80839122	0	0
E)	TOTAL COST							
18	Weighted average cost of Oil	(Rs./KL)	48438	35948	48438	40169	48438	40169
19	Blending Ratio							
20	Weighted Average Cost of Secondary Fuel/ For the month	(Rs./KL)						
F)	QUALITY							
21	GCV of Domestic Secondary Fuel of the opening stock as per bill of Secondary Fuel Company	Kcal/KL						
22	GCV of Domestic Secondary Fuel supplied as per bill of Secondary Fuel Company	Kcal/KL						
23	GCV of Imported Secondary Fuel of the opening stock as per bill of Secondary Fuel Company	Kcal/KL						
24	GCV of Imported Secondary Fuel supplied as per bill of Secondary Fuel Company	Kcal/KL						
25	Weighted average GCV of Secondary Fuel as Billed	Kcal/KL						
26	GCV of Domestic Secondary Fuel of the opening stock as received at Station	Kcal/KL						
27	GCV of Domestic Secondary Fuel supplied as received at Station	Kcal/KL						
28	GCV of Imported Secondary Fuel of opening stock as received at Station	Kcal/KL						
29	GCV of Imported Secondary Fuel of supplied as received at Station	Kcal/KL						
30	Weighted average GCV of Secondary Fuel/ as Received	Kcal/KL	9538		9540		9577	
31	Cost of Oil	(Rs./KL)	41000					
32	GCV of Oil	Kcal/KL	9548					

परिमल पीयूष/PARIMAL PIYUSH
अपर महाप्रबन्धक (वाणिज्यिक)
Addl. General Manager (Commercial)
एन टी पी सी लिमिटेड/NTPC LIMITED
EOC, A-8A, Sector-24, Noida-201301 (U.P.)

PART-I
FORM- 15A

Details of Secondary Fuel for Computation of Energy Charges

Name of the Company : NTPC Limited
Name of the Power Station : Unchahar Stage-IV

Sl.No	Month	Unit	Oct-21		Nov-21		Dec-21	
			HFO	LDO	HFO	LDO	HFO	LDO
A)	OPENING QUANTITY							
1	Opening Stock of Oil	(KL)	653	1149	653	1784	653	1710
2	Value of Opening Stock	(Rs.)	31606811	70542442	31606811	116205145	31606811	113024080
B)	QUANTITY							
3	Quantity of LDO supplied by Oil company	(KL)	0	1500	0	0	0	0
4	Adjustment(+/-) in any supplied made by Oil Company	(KL)	0	0	0	0	0	0
5	LDO supplied by Oil company (3+4)	(KL)	0	1500	0	0	0	0
6	Normative transit & Handling losses	(KL)	0	0	0	0	0	0
7	Net Oil supplied (5-6)	(KL)	0	1500	0	0	0	0
C)	PRICE							
8	Amount charged by Oil Company	(Rs.)	0	105447715	0	0	0	0
9	Adjustment (+/-) in amount charged by Oil Company	(Rs.)	0	0	0	0	0	0
10	Handling, Sampling and such other similar charges	(Rs.)	0	0	0	0	0	0
11	Total amount Charged (8+9+10)	(Rs.)	0	105447715	0	0	0	0
D)	TRANSPORATION							
12	Transpocation charges by rail/ship/road transport	(Rs.)	0	0	0	0	0	0
13	Insert(+/-) in amount made by/Railways/ Transport Cor	(Rs.)	0	0	0	0	0	0
14	Demurrage Charges, if any	(Rs.)	0	0	0	0	0	0
15	Total Transportation Charges (12+13+14+15)	(Rs.)	0	0	0	0	0	0
16	Other Charges	(Rs.)	0	0	0	0	0	0
17	Total Amount charged for Oil supplied including transportation (11+15+16)	(Rs.)	0	105447715	0	0	0	0
E)	TOTAL COST							
18	Weighted average cost of Oil	(Rs./KL)	48438	66431	48438	66431	48438	66431
19	Blending Ratio							
20	Weighted Average Cost of Secondary Fuel/ For the month	(Rs./KL)						
F)	QUALITY							
21	GCV of Domestic Secondary Fuel of the opening stock as per bill of Secondary Fuel Company	Kcal/KL	NA	NA	NA	NA	NA	NA
22	GCV of Domestic Secondary Fuel supplied as per bill of Secondary Fuel Company	Kcal/KL	NA	NA	NA	NA	NA	NA
23	GCV of Imported Secondary Fuel of the opening stock as per bill of Secondary Fuel Company	Kcal/KL	NA	NA	NA	NA	NA	NA
24	GCV of Imported Secondary Fuel supplied as per bill of Secondary Fuel Company	Kcal/KL	NA	NA	NA	NA	NA	NA
25	Weighted average GCV of Secondary Fuel as Billed	Kcal/KL	NA	NA	NA	NA	NA	NA
26	GCV of Domestic Secondary Fuel of the opening stock as received at Station	Kcal/KL	NA	0	NA	0	NA	0
27	GCV of Domestic Secondary Fuel supplied as received at Station	Kcal/KL						
28	GCV of Imported Secondary Fuel of opening stock as received at Station	Kcal/KL	NA	NA	NA	NA	NA	NA
29	GCV of Imported Secondary Fuel of supplied as received at Station	Kcal/KL	NA	NA	NA	NA	NA	NA
30	Weighted average GCV of Secondary Fuel/ as Received	Kcal/KL	NA	9429	NA	9429	NA	9429
	Usage							
31	Cost of Oil	(Rs./KL)	62975					
32	GCV of Oil	Kcal/KL	9429					

परिमल पीयूष/PARIMAL PIYUSH
अपर महाप्रबन्धक (वाणिज्यिक)
Addl. General Manager (Commercial)
एन टी पी सी लिमिटेड/NTPC LIMITED
EOC, A-8A, Sector-24, Noida-201301 (U.P.)

PART-I
FORM- 15A

Details of Secondary Fuel for Computation of Energy Charges

Name of the Company : NTPC Limited
Name of the Power Station : Unchahar Stage-IV

Sl.No	Month	Unit	Oct-22		Nov-22		Dec-22	
			HFO	LDO	HFO	LDO	HFO	LDO
A)	OPENING QUANTITY							
1	Opening Stock of Oil	(KL)	853	59	853	486	853	400
2	Value of Opening Stock	(Rs.)	3,16,06,811	64,39,857	3,16,06,811	4,33,77,480	3,16,06,811	3,56,72,432
B)	QUANTITY							
3	Quantity of LDO supplied by Oil company	(KL)	0	800	0	0	0	1,800
4	Adjustment(+/-) in qnty supplied made by Oil Company	(KL)	0	0	0	0	0	0
5	LDO supplied by Oil company (3+4)	(KL)	0	800	0	0	0	1,800
6	Normative transit & Handling losses	(KL)	0	0	0	0	0	0
7	Net Oil supplied (5-6)	(KL)	0	800	0	0	0	1,800
C)	PRICE							
8	Amount charged by Oil Company	(Rs.)	0	5,24,33,418	0	0	0	13,60,80,484
9	Adjustment (+/-) in amount charged by Oil Company	(Rs.)	0	0	0	0	0	0
10	Handling, Sampling and such other similar charges	(Rs.)	0	0	0	0	0	0
11	Total amount Charges (8+9+10)	(Rs.)	0	5,24,33,418	0	0	0	13,60,80,484
D)	TRANSPORATION							
12	Transportation charges by rail/shipment transport	(Rs.)	0	0	0	0	0	0
13	Ament(+/-) in amount made byRailways/ Transport Cor	(Rs.)	0	0	0	0	0	0
14	Demurrage Charges, if any	(Rs.)	0	0	0	0	0	0
15	Total Transportation Charges (12+13+14+15)	(Rs.)	0	0	0	0	0	0
16	Other Charges	(Rs.)	0	0	0	0	0	0
17	Total Amount Charges for Oil supplied including transportation (11+15+16)	(Rs.)	0	5,24,33,418	0	0	0	13,60,80,484
E)	TOTAL COST							
18	Weighted average cost of Oil	(Rs./KL)	48,438	89,272	48,438	89,272	48,438	86,894
19	Blending Ratio			1		1		1
20	Weighted Average Cost of Secondary Fuel/ For the month	(Rs./KL)		89,272		89,272		86,894
F)	QUALITY							
21	GCV of Domestic Secondary Fuel of the opening stock as per bill of Secondary Fuel Company	Kcal/KL	NA	NA	NA	NA	NA	NA
22	GCV of Domestic Secondary Fuel supplied as per bill of Secondary Fuel Company	Kcal/KL	NA	NA	NA	NA	NA	NA
23	GCV of Imported Secondary Fuel of the opening stock as per bill of Secondary Fuel Company	Kcal/KL	NA	NA	NA	NA	NA	NA
24	GCV of Imported Secondary Fuel supplied as per bill of Secondary Fuel Company	Kcal/KL	NA	NA	NA	NA	NA	NA
25	Weighted average GCV of Secondary Fuel as fired	Kcal/KL	NA	NA	NA	NA	NA	NA
26	GCV of Domestic Secondary Fuel of the opening stock as received at Station	Kcal/KL	NA	9,265	NA	9,265	NA	9,265
27	GCV of Domestic Secondary Fuel supplied as received at Station	Kcal/KL						
28	GCV of Imported Secondary Fuel of opening stock as received at Station	Kcal/KL	NA	NA	NA	NA	NA	NA
29	GCV of Imported Secondary Fuel of supplied as received at Station	Kcal/KL	NA	NA	NA	NA	NA	NA
30	Weighted average GCV of Secondary Fuel as Received	Kcal/KL	NA	9,265	NA	9,265	NA	9,159
	Usage							
31	Cost of Oil	(Rs./KL)	75,480					
32	GCV of Oil	Kcal/KL	9,243					

परिमल पीयूष/PARIMAL PIYUSH
अपर महाप्रबंधक (वाणिज्यिक)
Addl. General Manager (Commercial)
एन टी पी सी लिमिटेड/NTPC LIMITED
EQC, A-8A, Sector-24, Noida-201301 (U.P.)

Form-15B

ADDITIONAL FORM

Name of the Company			NTPC Limited				
Name of the Power Station			Unchahar Stage-IV				
			2019-20	2020-21	2021-22	2022-23	2023-24
No of Days in the year		Days	366	365	365	365	366
Sp. Oil consumption		ml/kwh	0.5	0.5	0.5	0.5	0.5
Auxiliary consumption		%	6.25	6.25	6.25	6.25	6.25
Heat Rate		Kcal/Kwh	2,358.84	2,358.84	2,358.84	2,358.84	2358.84
Computation of Variable Charges							
Variable Charge (Coal)		p/kwh	280.589	328.619	277.216	312.162	460.791
Variable Charge (Oil)		p/kwh	2.775	2.982	2.187	3.353	4.186
Total		p/kwh	283.364	331.582	279.403	315.516	464.977
Price of fuel from Form-15/15A							
Coal Cost		(Rs./MT)	4329.81	4848.89	3717.18	4597.88	7101.97
Oil Cost		(Rs./KL)	52030.57	55529.90	41000.46	52874.92	75469.16
Coal GCV	(After Adjustment)	(kCal/kg)	3970.33	3705.00	3367.00	3698.59	3870.33
Oil GCV		(Rs./KL)	9611.33	9649.00	9548.33	9420.00	9242.67
Computation of Fuel Expenses for Calculation of IWC:							
ESO in a year		(MUs)	3489.55	3480.31	3490.31	3480.31	3489.86
Cost of coal for 50 Days		(Rs. Lakh)	13415.69	15712.06	13254.38	14935.27	22031.55
Cost of oil for 2 months		(Rs. Lakh)	161.87	172.38	122.20	195.27	244.18
Energy Expenses for 45 days		(Rs. Lakh)	12193.49	14268.31	12021.04	13577.24	20006.53
Rate of Energy Charge from Sec. Fuel Oil / Alternate Fuel (p/kwh)	$= (Q)_s \times P_s$		2.801525714	2.778494775	2.050022285	3.143746224	3.924458183
Heat Contribution from SFO / Alternate Fuel	$= (Qs)_s \times (GCV)_s$		4.81	4.82	4.77	4.71	4.83
Heat Contribution from coal	$= GHR - H_s$		2,354.03	2,354.02	2,354.07	2,354.13	2,354.22
Specific Primary Fuel Consumption	$= H_c / (GCV)_c$		0.81	0.84	0.70	0.84	0.61
Rate of Energy charge from Primary Fuel (p/kwh)	$(RE)_c$		263.05	308.08	259.59	292.65	431.89
Rate of Energy charge ex-bus (p/kWh)	$= ((REC)_c + (REC)_s) / (1-AUX)$		283.36	331.56	279.40	315.52	464.98

PETITIONER

परिमल पीयूष/PARIMAL PIYUSH
अपर महाप्रबन्धक (कॉर्पोरेट)
Addl. General Manager (Corporate)
एन टी पी सी लिमिटेड/NTPC LIMITED
EOC, A-8A, Sector-24, Noida-201301 (U.P.)

PART-I
FORM- 17

Details/Information to be Submitted in respect of Capital Spares

Name of the Petitioner	NTPC Limited
Name of the Generating Station	Unchahar Stage-IV
COD	30-09-2017
For Financial Year	2019-20

(Amount in Rs Lakh)

Sl. No.	Details of Capital Spares and Expenses		Claimed as a part of additional Capitalisation	Funded through Compensatory Allowance	Funded through Special Allowance (If Applicable)	Claimed as a part of stores and spares	Remarks
	Name of Spare	Amount					
1	SA:SPH-ROLLER/TAPER BEARING 23060:CCK,W33 C3	1.03	N	N	N	N	In order to meet the customers demand and maintain high machine availability at all times by the instant station, units/ equipment are taken under overhaul/ maintenance and inspected regularly for wear and tear. During such works, spare parts of equipment which became damaged/ unserviceable are replaced/ consumed so that the machine continue to perform at expected efficiency on sustained basis. Further as per Regulation 35(6) capital spares are admissible separately as part of O&M expenses. Therefore it is prayed that the capital spares consumed by the instant station during the period may please be allowed by The Hon'ble Commission.
2	BEARING ROLLER SPH THRUST 294/500 EM	63.06	N	N	N	N	
3	FCU-16.25 COMP ASSY	2.46	N	N	N	N	
4	FLUIDCOUPLING FCU17.75 COMP ASSY PEMBRIL	3.69	N	N	N	N	
5	FLUID COUPLING PEMBRIL FCU20	2.38	N	N	N	N	
6	COMPLETE ASSY 1710430361,PEMBRIL,PST-430	8.04	N	N	N	N	
7	COMP ASSY,PEMBRIL COUPLING PST-500	36.74	N	N	N	N	
8	COMP ASSY,ELECON,GEAR BOX,KCN250	21.40	N	N	N	N	
9	COMP ASSY,ELECON,GEAR BOX,SBN280 14.1	28.25	N	N	N	N	
10	COMP UNIT,FLENDER,GEAR BOX,SZN280	12.64	N	N	N	N	
11	GEAR BOX 96002W COMP ASSY GREAVES	4.82	N	N	N	N	
12	COMP ASSY,ALLENBERRY,GEAR BOX,CSB-280	20.57	N	N	N	N	
13	COMP ASSY,P05-4009-2 14.54:1,PCT	5.78	N	N	N	N	
14	FOB 10 COMPLETE PUMP ASSY	3.35	N	N	N	N	
15	COMPLETE PUMP ASSEMBLY OF HP SEAL WATER	10.68	N	N	N	N	
16	SDCC125/150,COMPLETE ASSY	2.91	N	N	N	N	
17	JOURNAL BRG HALF DE#10-WEIR BFP	1.06	N	N	N	N	
18	THRUST BRG#78-WEIR BFP-PR PUMP FX4E36	1.87	N	N	N	N	
19	32-125 COMPLETE ASSY	1.34	N	N	N	N	
20	ROTATING ASSY FLOWMORE,PUMP,F5826	8.13	N	N	N	N	
21	CASING LOWER&UPPER FIG 5822	6.00	N	N	N	N	
22	DRAIN PUMP INDURE MODEL : 65Q V-SP ASPH	3.13	N	N	N	N	
23	PUMP ASSY,KAKATI,KVL-750	11.36	N	N	N	N	
24	BHG85 IMPELLER SHAFT	6.47	N	N	N	N	
25	KIRLOSKAR PUMP ASSY MODEL-DSM 100/36	2.57	N	N	N	N	
26	IMPELLER ASH WATER TR. PIP 250/250 AST	1.20	N	N	N	N	
27	ESP VACUUM PUMP COMPLETE ASSY: CL-2001	90.82	N	N	N	N	
28	CL2002 COMPLETE ASSY	9.00	N	N	N	N	
29	COMP PP ASSY,SAM TURBO AR 150/150	72.71	N	N	N	N	
30	PUMP ASSY,T3SA-32/54	20.52	N	N	N	N	
31	PDHU-70 4K R22A4285 COMP. ASSY	6.45	N	N	N	N	
32	MODEL PR 35,ALUM DOSING PUMP	2.47	N	N	N	N	
33	PUMP ASSY WEIR,12/10 FF-AH	46.02	N	N	N	N	
34	CARTRIDGE ASSY PUMP,12WNC144	140.50	N	N	N	N	
35	T-BTD-RM HP PISTON & ROD ASSLY	1.13	N	N	N	N	In order to meet the customers demand and maintain high machine availability at all times by the instant station, units/ equipment are taken under overhaul/ maintenance and inspected regularly
36	KNIFE GATE VLV ASSY,SISTAG,MGC/MFC	34.90	N	N	N	N	
37	179J DN25/40,#2680:F22 BW COMP V/V ASSY	10.32	N	N	N	N	
38	179J DN25/65,#2680:F22 33.4X4.55,V/V ASY	12.93	N	N	N	N	

परिमल पीयूष/PARIMAL PIYUSH
अपर महाप्रबन्धक (परिनियोजक)
Addl. General Manager (Commercial)
एन टी पी सी लिमिटेड/NTPC LIMITED
EOC, A-8A, Sector-24, Noida-201301 (U.P.)

PART-I
FORM- 17

Details/Information to be Submitted in respect of Capital Spares

	Name of the Petitioner	NTPC Limited
	Name of the Generating Station	Unchahar Stage-IV
	COD	30-09-2017
	For Financial Year	2019-20

(Amount in Rs Lakh)

Sl. No.	Details of Capital Spares and Expenses		Claimed as a part of additional Capitalisation	Funded through Compensatory Allowance	Funded through Special Allowance (If Applicable)	Claimed as a part of stores and spares	Remarks
	Name of Spare	Amount					
39	178A-0N50/55 #2680 F22 50.3K11 V/V ASSY	15.21	N	N	N	N	For wear and tear. During such works, spare parts of equipment which become damaged/ unserviceable are replaced/ consumed so that the machine continue to perform at expected efficiency on sustained basis. Further as per Regulation 35(6) capital spares are admissible separately as part of O&M expenses. Therefore it is prayed that the capital spares consumed by the instant station during the period may please be allowed by The Hon'ble Commission.
40	GRINDING ROLL 1-41-088-01019&28 BHEL	13.82	N	N	N	N	
41	WIDE RANGE COAL NOZZLE FOR STAGE-I	70.23	N	N	N	N	
42	WIDE RANGE COAL NOZZLE ASSY 2X210 MW	69.83	N	N	N	N	
43	CAM CLUTCH BOX(C.C.W) SIZE 0860	5.10	N	N	N	N	
44	IMPELLER,TP755126005316 BHEL,200MW	41.37	N	N	N	N	
45	I.A.P. FAN BLADE	38.30	N	N	N	N	
46	SERVO MOTOR,TP755214311D6,BHEL,2X110MW	23.80	N	N	N	N	
47	BULLRING SEGMENT ASSY,SET-45-MILL-XRP803	3.66	N	N	N	N	
48	WORM SHAFT+WORM GEAR+LOCK NUTS XRF-803	42.90	N	N	N	N	
49	MILL DISCH ASSY CERAMIC LINED MDV XRP803	5.92	N	N	N	N	
50	MAIN VERTICAL SHAFT OF BOWL MILL	8.67	N	N	N	N	
51	GRINDING ROLL SET FOR XRP 803 MILL	11.68	N	N	N	N	
52	MILL BOTTOM ASSY XRF-803	5.06	N	N	N	N	
53	POWER PACK ASSY FOR LRSB-TRANSVERSE	2.06	N	N	N	N	
54	POWER PACK ASSY FOR LRSB-ROTARY	1.07	N	N	N	N	
55	WAL BLWR ASSY,SOOT BLWR,BHEL,S20201020103	3.75	N	N	N	N	
56	ROTOR ASSY 1.05.00(B) BOILER 500MW	277.16	N	N	N	N	
57	BELT DRIVE REDUCER	5.22	N	N	N	N	
58	IP INNER CASING DRG NO 01060220032	776.40	N	N	N	N	
59	COUPLING BOLT M64 DRG.211601010021	4.46	N	N	N	N	
60	MOVING BLADE L.P.3L DRG.01030701000/03	256.71	N	N	N	N	
61	MOVING BLADE L.P.3R DRG.01030701000/06	256.71	N	N	N	N	
62	STEAM VALVE,PM00A008F635 SIEMENS	99.39	N	N	N	N	
63	HYDROGEN DRIER TURBO GENERATOR	6.55	N	N	N	N	
64	VACCUM PUMP WITH MOTOR GENERATOR SEAL	5.93	N	N	N	N	
65	HYDROGEN SEAL RING,ID 400.16 MM	1.26	N	N	N	N	
66	HYDROGEN SEAL RING ,ID 400.19 MM	1.26	N	N	N	N	

परिमल पीयूष/PARIMAL PIYUSH
अपर महाप्रबन्धक (वाणिज्यिक)
Addl. General Manager (Commercial)
एन टी पी सी लिमिटेड/NTPC LIMITED
EOC, A-8A, Sector-24, Noida-201301 (U.P.)

PART-I
FORM- 17

Details/Information to be Submitted in respect of Capital Spares

	Name of the Petitioner	NTPC Limited
	Name of the Generating Station	Unchahar Stage-IV
	COD	30-09-2017
	For Financial Year	2019-20

(Amount in Rs Lakh)

Sl. No.	Details of Capital Spares and Expenses		Claimed as a part of additional Capitalisation	Funded through Compensatory Allowance	Funded through Special Allowance (If Applicable)	Claimed as a part of stores and spares	Remarks
	Name of Spare	Amount					
67	TEST VALVE,01141508500/00,BHEL	11.21	N	N	N	N	In order to meet the customers demand and maintain high machine availability at all times by the instant station, units/ equipment are taken under overhaul/ maintenance and inspected regularly for wear and tear. During such works, spare parts of equipment which become damaged/ unserviceable are replaced/ consumed so that the machine continue to perform at expected efficiency on sustained basis. Further as per Regulation 35(6) capital spares are admissible separately as part of O&M expenses. Therefore it is prayed that the capital spares consumed by the instant station during the period may please be allowed by The Hon'ble Commission.
68	Digital Modules DPU	1.58	N	N	N	N	
69	DAVR P2 Modules	2.44	N	N	N	N	
70	EMERGENCY GOVERNOR,01162705000&00,BHEL	12.44	N	N	N	N	
71	THRUST BEARING,1-3277-1-00992&1,K1401-2	9.72	N	N	N	N	
72	K1401-2 FRONT JOURNAL BEARING	2.85	N	N	N	N	
73	K1401-2 REAR JOURNAL BEARING	5.55	N	N	N	N	
74	CARTIDGE ASSEMLY FOR 61-1 FUEL OIL	12.69	N	N	N	N	
75	LFO PUMP COMPL ASSYMODEL NO PDHU-60-4N	2.25	N	N	N	N	
76	ROTOR ASSY 400-222-SA2,ELECON EPC	70.17	N	N	N	N	
77	MOTOR PLOUGH DRIVE 8 TRF 132-660TPH	11.06	N	N	N	N	
78	CARRIAGE WHEEL ASSY 7 TRF 132-660TPH	15.86	N	N	N	N	
79	FEED SPIDER ASSY 400-1222-01,ELECON EPC	82.57	N	N	N	N	
80	DISCH SPIDER ASSY,400-1223-02,ELECON EPC	79.39	N	N	N	N	
81	SUPPORT WHEEL ASSY 400-1225-SA1	59.65	N	N	N	N	
82	GRINDER ASSY,614-40-071-01	14.60	N	N	N	N	
83	BB-TAS-80,ROUND STEEL	3.85	N	N	N	N	
84	BB-TAS-90,ROUND STEEL	2.17	N	N	N	N	
85	DRIVE SHAFT ASSY,1 TO 11,PAHARPUR,HP-6.8	3.26	N	N	N	N	
86	ENGINE ASSY,51Z0002014,BEML DOZER,BD-155	65.63	N	N	N	N	
87	TRANSMISSION ASSY,125TM80029,BEML DOZER	87.90	N	N	N	N	
88	TRACK SHOE ASSY,125CT202R6,BEML DOZER	39.62	N	N	N	N	
89	SPARE:COMPLETE ENGINE ASSY	4.91	N	N	N	N	
90	CIRCUIT BREAKER,SF6,220KV 1600A,CGL	18.81	N	N	N	N	
91	CIRCUIT BREAKER,SF6,400KV,2000A,50KA,CGL	33.83	N	N	N	N	
92	216KV (245KV CLASS) LIGHTNING ARRESTOR	3.93	N	N	N	N	
93	DC MOTOR 15KW	2.77	N	N	N	N	
94	MOTOR,SGL,SQ CAGE IND,11KV,11F7642,S3	357.54	N	N	N	N	
95	CT: 2301A, 33KV, 10VA, PS	1.40	N	N	N	N	
96	CT: 2501-1-1A, 33KV, 20VA	1.58	N	N	N	N	
97	PT: >22KV,33KV/V3 / 110V/V3, 20VA	1.23	N	N	N	N	
98	PT: >22KV, 33KV/(110/SQRT3)/(110/SQRT3)	1.73	N	N	N	N	
99	ILV BUSHING CROMPTON,XFMR	5.74	N	N	N	N	

परिमल पीयूष/PARIMAL PIYUSH
अपर महाप्रबन्धक (वाणिज्यिक)
Addl. General Manager (Commercial)
एन टी पी सी लिमिटेड/NTPC LIMITED
ECC, A-8A, Sector-24, Noida-201301 (U.P.)

PART-I
FORM- 17

Details/Information to be Submitted in respect of Capital Spares

Name of the Petitioner	NTPC Limited
Name of the Generating Station	Unchahar Stage-IV
COD	30-09-2017
For Financial Year	2019-20

(Amount in Rs Lakh)

Sl. No.	Details of Capital Spares and Expenses		Claimed as a part of additional Capitalisation	Funded through Compensatory Allowance	Funded through Special Allowance (If Applicable)	Claimed as a part of stores and spares	Remarks
	Name of Spare	Amount					
100	RELAY,DISTANCE PROTECTION,MICOM P442	5.63	N	N	N	N	In order to meet the customers demand and maintain high machine availability at all times by the instant station, units/ equipment are taken under overhaul/ maintenance and inspected regularly for wear and tear. During such works, spare parts of equipment which became damaged/ unserviceable are replaced/ consumed so that the machine continue to perform at expected efficiency on sustained basis. Further as per Regulation 35(6) capital spares are admissible separately as part of O&M expenses. Therefore it is prayed that the capital spares consumed by the instant station during the period may please be allowed by The Hon'ble Commission.
101	RELAY,NUMERIC OVER CURRENT,1A,MICOM P141	1.85	N	N	N	N	
102	DISTANCE PROTECTION RELAY MICOM P442	2.33	N	N	N	N	
103	RELAY,NUMERIC/DIGITAL,220VDC,5A,AREVA	3.87	N	N	N	N	
104	RELY NUM,110V,1&5A,MICOM(AREVA),P643	5.03	N	N	N	N	
105	BATTERY,RECH,LEAD ACID,2V,600AH,HARD RBR	3.91	N	N	N	N	
106	DRY UNCHARGED BATTERY(CELL),1400AH	44.16	N	N	N	N	
107	"LEAD ACID BATTERY 12V,Cell Plate	1.22	N	N	N	N	
108	BATTERY CHARGER: 3PH, 48V, 100 AMP	2.34	N	N	N	N	
109	CHARGER,BAT,FCB,220VDC,400A	16.52	N	N	N	N	
110	HYDRAULIC ACTUATOR, ASM 100-10 FOR HPBP	3.19	N	N	N	N	
111	IN-SITU ZIRCONIA PROBE OXYGEN ANALYZER	40.01	N	N	N	N	
112	SHUT OFF VALVE,HERION,TURBINE	24.24	N	N	N	N	
113	EHC COIL 01142205000,TURBINE	9.91	N	N	N	N	
114	STARTING DEVICE MOTOR,MAKE GEORGH KOBOLD	2.10	N	N	N	N	
115	ACTUATOR,HYD ELECTRO,REINEKE HSA 1035	18.10	N	N	N	N	
116	LOAD CELL PNO AC19125-23 GRAV FOR	4.32	N	N	N	N	
117	ACTUATOR VA3R	6.57	N	N	N	N	
118	BURNER TILT ACTUATOR COMPLETE,PC-14X18.5	2.75	N	N	N	N	
119	ON LINE DISSOLVED OXYGEN ANALYSER	7.32	N	N	N	N	
120	COMPLETE ACTUATOR ROTARKMODEL NO X 150	3.69	N	N	N	N	
121	COMPLETE ACTUATOR ROTORKMODEL NO K300	7.81	N	N	N	N	
122	COMPLETE ACTUATOR ROTORKMODEL NO K600	4.74	N	N	N	N	
123	ACTUATOR,ELE,415VAC,22.8RPM,SMB-4	27.71	N	N	N	N	
124	VALVE ACTUATOR TYPE K300 G1/G2	1.50	N	N	N	N	
125	ELECTRICAL ACTUATORS COMPLETE ACTUATOR	7.49	N	N	N	N	
126	ROTORK K602F14E 96RPM,WD NO 083	1.64	N	N	N	N	
127	ROTORK K600G1G2A 96 RPM,WD NO 083,3.7KW	3.39	N	N	N	N	
128	MDL 692.05.BC2DA 70BK02 ED68205BC2DA	20.62	N	N	N	N	
129	SCHIENDER RID DROP S908 2CH(140CRA93200)	5.07	N	N	N	N	
130	PROCESSOR MODULE,CP451-10,YOKOGAWA,DCS	25.49	N	N	N	N	
131	SCHIENDER RTD INPUT MOD 140 ARI 03010	1.19	N	N	N	N	
132	INPUT MODULE,EN7470115889	10.52	N	N	N	N	

Total (Unchahar all stages)	4074.44

परिमल पीयूष/PARIMAL PIYUSH
अपर महाप्रबन्धक (वाणिज्यिक)
Addl. General Manager (Commercial)
एन टी पी सी लिमिटेड/NTPC LIMITED
EOC, A-8A, Sector-24, Noida-201301 (U.P.)

PART-I
FORM- 17

Details/Information to be Submitted in respect of Capital Spares

Name of the Petitioner	NTPC Limited
Name of the Generating Station	Unchahar Stage-IV
COD	30-09-2017
For Financial Year	2019-20

(Amount in Rs Lakh)

Sl. No.	Details of Capital Spares and Expenses		Claimed as a part of additional Capitalisation	Funded through Compensatory Allowance	Funded through Special Allowance (If Applicable)	Claimed as a part of stores and spares	Remarks
	Name of Spare	Amount					
	Unchahar-IV proportion	1314.33					

(Petitioner)

परिमल पीयूष/PARIMAL PIYUSH
अपर महाप्रबन्धक (वाणिज्यिक)
Addl. General Manager (Commercial)
एन टी पी सी लिमिटेड/NTPC LIMITED
EOC, A-8A, Sector-24, Noida-201301 (U.P.)

PART-I
FORM- 17

Details/Information to be Submitted in respect of Capital Spares

	Name of the Petitioner	NTPC Limited
	Name of the Generating Station	Unchahar Stage-IV
	COD	30-09-2017
	For Financial Year	2020-21

(Amount in Rs Lakh)

Sl. No.	Details of Capital Spares and Expenses		Claimed as a part of additional Capitalisation	Funded through Compensatory Allowance	Funded through Special Allowance (If Applicable)	Claimed as a part of stores and spares	Remarks
	Name of Spare	Amount					
1	VVT TYPE GATE VV65NB CL 2500/APT250CWP-300KG	4.41	N	N	N	N	In order to meet the customers demand and maintain high machine availability at all times by the instant station, major equipments are taken under overhaul/ maintenance and inspected regularly for wear and tear. During such works, spare parts of equipment which became damaged/ unserviceable are replaced/ consumed so that the machine continue to perform at expected efficiency on sustained basis. Further as per Regulation 35(6) capital spares are admissible separately as part of O&M expenses. Therefore it is prayed that the capital spares consumed by the instant station during the period may please be allowed by The Hon'ble Commission.
2	DI KNIFE GATE VALVE 400NB GP PN16 KGX/M	2.75	N	N	N	N	
3	SA.SPH-ROLLER BEARING 23060 CCK W33 C3	1.70	N	N	N	N	
4	BEARING ROLLER SPI I THRUST 294/500 EM	31.53	N	N	N	N	
5	BEARING ROLLER SPHERICAL 294/500	97.88	N	N	N	N	
6	BEARING ROLLER SPH THRUST 294/750	110.47	N	N	N	N	
7	COMP ASSY,FLUIDOMAT COUPLING,SC-10	16.50	N	N	N	N	
8	FLUID COUPLING T12/08 COMPASSY FLUIDOMAT	2.13	N	N	N	N	
9	FLUID COUPLING FCU10.5 COMP ASSY PEMGRIL	1.34	N	N	N	N	
10	COMP ASSY,FLECON,GEAR BOX,KGN400,18:1	59.61	N	N	N	N	
11	COMP ASSY,FLENDER,GEAR BOX,SZN225	7.15	N	N	N	N	
12	COMP ASSY,FLENDER,GEAR BOX,SZN250,14:1	10.35	N	N	N	N	
13	COMP ASSY,FLENDER,GEAR BOX,SZN250,18:1	9.66	N	N	N	N	
14	COMP UNIT,FLENDER,GEAR BOX,SZN320	35.25	N	N	N	N	
15	COMP ASSY,GREAVES,GEAR BOX,H1-300	9.66	N	N	N	N	
16	COMP ASSY,ALLENBERRY,GEAR BOX,SUMB12	6.26	N	N	N	N	
17	ANALYSER X-RAY FLUORESCENCE	16.12	N	N	N	N	
18	CNV250/280 COMPLETE ASSY	2.24	N	N	N	N	
19	S-16/FT-FA1 B 66 BOOSTER PUMP BHEL	1.72	N	N	N	N	
20	PUMP ASSY FIG 5824,350X200	12.08	N	N	N	N	
21	7520-2170H DIFFUSER	77.93	N	N	N	N	
22	HIGH PRESS PUMP ASSY FLOWMORE	12.61	N	N	N	N	
23	PUMP ASSY FIG 5821,350X300,CASING-CI	20.45	N	N	N	N	
24	RHQ85 INTERMEDIATE SHAFT	2.21	N	N	N	N	
25	RHQ85 HEAD SHAFT	3.51	N	N	N	N	
26	KIRLOSKAR PUMP ASSY MODEL-DSM 100V36	2.62	N	N	N	N	
27	ROTATING ASSY MATHERAPLATT 16/19 CME	14.52	N	N	N	N	
28	ESP VACUUM PUMP COMPLETE ASSY: CL-2001	33.28	N	N	N	N	
29	T35-7W4B Cartridge Assembly	4.35	N	N	N	N	
30	PUMP ASSY HUAV2X300-400/1C	378.83	N	N	N	N	
31	BARE PUMP MODEL 8/6 EE-AH	36.59	N	N	N	N	
32	PUMP ASSY WEIR 12/10 FF-AH	32.83	N	N	N	N	
33	CRANK SHAFT#16,ACCEL 5MC-4-100	1.46	N	N	N	N	
34	HP ELEMENT 8620068861,ATLAS COPCO ZR-250	20.11	N	N	N	N	
35	MGO/MFC DN350 PN10 COMP V/V ASSY	17.44	N	N	N	N	
36	SEMPELL VP500 SPARE : MAL VALVE 70002405	5.16	N	N	N	N	
37	ANGLE VALVE ASST.80.0614.16 X SEMPELL AG	8.41	N	N	N	N	
38	VESSO-DN50#25,#2680,F22,BW/COMP V/V ASSY	15.30	N	N	N	N	
39	179J,DN25/40#2680,F22,BW/COMP V/V ASSY	10.32	N	N	N	N	
40	179J,DN25/8 #2680,F22,33.4X3.38,V/V ASY	6.42	N	N	N	N	
41	179J,DN25/16 #2680,F22,33.4X4.55,V/V ASY	12.63	N	N	N	N	
42	179J,DN25/65 #2680,F22,33.4X6.35,V/V ASY	19.52	N	N	N	N	

परिमल पीयूष/PARIMAL PIYUSH
अपर महाप्रबंधक (वाणिज्यिक)
Addl. General Manager (Commercial)
एन टी पी सी लिमिटेड/NTPC LIMITED
EOC, A-8A, Sector-24, Noida-201301 (U.P.)

PART-I
FORM- 17

Details/information to be Submitted in respect of Capital Spares

	Name of the Petitioner	NTPC Limited
	Name of the Generating Station	Unchahar Stage-IV
	COD	30-09-2017
	For Financial Year	2020-21

(Amount in Rs Lakh)

Sl. No.	Details of Capital Spares and Expenses		Claimed as a part of additional Capitalisation	Funded through Compensatory Allowance	Funded through Special Allowance (If Applicable)	Claimed as a part of stores and spares	Remarks
	Name of Spare	Amount					
43	GRINDING ROLL,1-67-068-01019828,BHEL	9.99	N	N	N	N	In order to meet the customer's demand and maintain high machine availability at all times by the instant station, units/ equipment are taken under overhaul/ maintenance and inspected regularly for wear and tear. During such works, spare parts of equipment which became damaged/ unserviceable are replaced/ consumed so that the machine continue to perform at expected efficiency on sustained basis. Further as per Regulation 35(6) capital spares are admissible separately as part of O&M expenses. Therefore it is prayed that the capital spares consumed by the instant station during the period may please be allowed by The Hon'ble Commission.
44	CONTROL VALVE,BOILER,200/210MW	19.91	N	N	N	N	
45	WIDE RANGE COAL NOZZLE ASSY 2X210 MW	70.93	N	N	N	N	
46	RELATED TO PRESSURE PARTS	31.88	N	N	N	N	
47	A.P. FAN-BLADE	48.69	N	N	N	N	
48	BULLRING SEGMENT ASSY SET-45-MILL-XRP803	10.97	N	N	N	N	
49	WORM SHAFT+WORM GEAR+LOCK NUT(I) XRP-803	39.19	N	N	N	N	
50	MAIN VERTICAL SHAFT OF BOWL MILL	9.67	N	N	N	N	
51	BOWL HUB ASSY.	5.67	N	N	N	N	
52	GRINDING ROLL SET FOR XRP 803 MILL	35.05	N	N	N	N	
53	WORM GEAR & WORM SHAFT SET FOR MILL	51.06	N	N	N	N	
54	BBD-4760 RING SPANN FREE WHEEL COUPLING	16.39	N	N	N	N	
55	MAIN DRIVE WORM REDUCER (G/S)39"GR FOR	2.39	N	N	N	N	
56	HVFR SET,BHEL,BOILER,200/210MW	15.22	N	N	N	N	
57	WALL BLOWER ASSY	2.30	N	N	N	N	
58	MULTI PORT ASSY,8140000113 01.0,BHEL	12.00	N	N	N	N	
59	JOURNAL SHAFT ASSY F/XRP 1003 MILL	34.71	N	N	N	N	
60	STUD AM64X305-39X249 DRG 01050210010/04	3.71	N	N	N	N	
61	SEALING RING,01050501000/01,BHEL	12.09	N	N	N	N	
62	SEALING RING,1105141400013,BHEL	21.48	N	N	N	N	
63	SEALING RING,1105151400017,BHEL	13.71	N	N	N	N	
64	COMPENSATOR FOR MOP DN300 01160110008/47	1.54	N	N	N	N	
65	COMPENSATOR FOR MOP DN250 01160110008/49	1.26	N	N	N	N	
66	COUPLING BOLT M64 DRG 01160101000/1	4.46	N	N	N	N	
67	SEALING RING,01122301000/07,BHEL	30.92	N	N	N	N	
68	STUD AM80X6X400-25X252DRG 01060120005/05	2.84	N	N	N	N	
69	STUD AM72X6X390-25X252 DRG 01060120005/7	1.58	N	N	N	N	
70	STUD AM100X6X470-25X352 01060220002/04	2.33	N	N	N	N	
71	HEAD BOLT M160X540-32X465 01060220002/07	9.63	N	N	N	N	
72	VALVE COVER 01122201000/1 BHEL	52.05	N	N	N	N	

परिमल पीयूष/PARIMAL PIYUSH
अपर महाप्रबंधक (वाणिज्यिक)
Addl. General Manager (Commercial)
एन टी पी सी लिमिटेड/NTPC LIMITED
EOC, A-8A, Sector-24, Noida-201301 (U.P.)

PART-I
FORM- 17

Details/Information to be Submitted in respect of Capital Spares

Name of the Petitioner	NTPC Limited
Name of the Generating Station	Unchahar Stage-IV
COD	30-09-2017
For Financial Year	2020-21

(Amount in Rs Lakh)

Sl. No.	Details of Capital Spares and Expenses		Claimed as a part of additional Capitalisation	Funded through Compensatory Allowance	Funded through Special Allowance (If Applicable)	Claimed as a part of stores and spares	Remarks
	Name of Spare	Amount					
73	VALVE SPINDLE,012301010004,BHEL	11.80	N	N	N	N	In order to meet the customers demand and maintain high machine availability at all times by the instant station, units/ equipment are taken under overhaul/ maintenance and inspected regularly for wear and tear. During such works, spare parts of equipment which became damaged/ unserviceable are replaced/ consumed so that the machine continue to perform at expected efficiency on sustained basis. Further as per Regulation 35(6) capital spares are admissible separately as part of O&M expenses. Therefore it is prayed that the capital spares consumed by the instant station during the period may please be allowed by The Hon'ble Commission.
74	GENERAL SEAL RING MACHINING	1.28	N	N	N	N	
75	GENERAL SEAL RING MACHINING	1.28	N	N	N	N	
76	COMPLETE ASSEMBLY OF STATOR MODEL 80-200	2.91	N	N	N	N	
77	DP REGULATING VALVE,9149320100100009	14.79	N	N	N	N	
78	VACCUM PUMP WITH MOTOR GENERATOR SEAL	1.49	N	N	N	N	
79	DP REGULATING VALVE,9149320100100006	26.17	N	N	N	N	
80	HP FRONT BRG PEDESTAL PARTNO:01160101000	11.04	N	N	N	N	
81	HP-IP BRG PEDESTAL PART NO:01170101000	7.80	N	N	N	N	
82	RADIAL THRUST BRG,D380X290,0117032700040	23.14	N	N	N	N	
83	MS STRAINER ELEMENT,1131437600052	24.40	N	N	N	N	
84	IV SERVOMOTOR ASSY,01140327000800,BHEL	116.48	N	N	N	N	
85	IPCV SERVOMOTOR ASSY,01140427000800,BHEL	205.53	N	N	N	N	
86	VALVE,CON,HP,0184,ARS-140A	42.30	N	N	N	N	
87	VALVE,CON,HP,0036,BHEL,W/O ACTUATOR E455	12.60	N	N	N	N	
88	THRUST BEARING,1-30771-00092&1,K1401-2	6.72	N	N	N	N	
89	MOTOR PLOUGH DRIVE,3,TRF,132-650TPH	13.48	N	N	N	N	
90	AXIAL PISTON PUMP,8,TRF,132-650TPH	38.78	N	N	N	N	
91	SPUR GEAR SHAFT,TP0981/3,ELECON EPC	33.37	N	N	N	N	
92	INTER DRIVE SHAFT,TP0982/3,ELECON EPC	80.96	N	N	N	N	
93	FINAL PINION SHAFT,TP0983/3,ELECON EPC	38.48	N	N	N	N	
94	1200 ND Pulley Dxl,630x1400Shaft,D100 Pilot Valve	1.60	N	N	N	N	
95	SUPPORT WHEEL ASSY,400-1220-SA1	19.90	N	N	N	N	
96	TRH-51,50 OPENING CAGE BAR	5.21	N	N	N	N	
97	TRH-51,65 OPENING CAGE BAR	4.18	N	N	N	N	
98	CARRIAGE WHEEL ASSY,30136-M1-B176&34 G	40.75	N	N	N	N	
99	GRINDER ASSY,600X900MM	16.44	N	N	N	N	
100	GRINDER ASSY,INDURE A-552	17.75	N	N	N	N	
101	250NR COMPLETE ASSY.	5.92	N	N	N	N	
102	EV24-08 COMPLETE TELESCOPIC SPOUT	11.80	N	N	N	N	
103	FRP HOLLOW BLADE FAN ASSEMBLY	2.88	N	N	N	N	
104	HOIST,ELECT OPER MONORAIL,7.5TON,4M/MIN	6.96	N	N	N	N	
105	BD-155 BOSS, SPROCKET	3.97	N	N	N	N	
106	TRANSMISSION ASSY,125TMB0029,BEML,DOZER	41.09	N	N	N	N	
107	TRACK SHOE ASSY,125CT00286,BEML,DOZER	40.59	N	N	N	N	
108	SPARE COMPLETE ENGINE ASSY.	5.15	N	N	N	N	

परिमल पीयूष/PARIMAL PIYUSH
अपर महाप्रबन्धक (वाणिज्यिक)
Addl. General Manager (Commercial)
एन टी पी सी लिमिटेड/NTPC LIMITED
EOC, A-8A, Sector-24, Noida-201301 (U.P.)

PART-I
FORM- 17

Details/Information to be Submitted in respect of Capital Spares

Name of the Petitioner	NTPC Limited
Name of the Generating Station	Unchahar Stage-IV
COD	30-09-2017
For Financial Year	2020-21

(Amount in Rs Lakh)

Sl. No.	Details of Capital Spares and Expenses		Claimed as a part of additional Capitalisation	Funded through Compensatory Allowance	Funded through Special Allowance (If Applicable)	Claimed as a part of stores and spares	Remarks
	Name of Spare	Amount					
109	DOZER ENGINE,S12V000014,BSR D170	53.57	N	N	N	N	In order to meet the customers demand and maintain high machine availability at all times by the instant station, units/ equipment are taken under overhaul/ maintenance and inspected regularly for wear and tear. During such works, spare parts of equipment which became damaged/ unserviceable are replaced/ consumed so that the machine continue to perform at expected efficiency on sustained basis. Further as per Regulation 35(6) capital spares are admissible separately as part of O&M expenses. Therefore it is prayed that the capital spares consumed by the instant station during the period may please be allowed by The Hon'ble Commission.
110	COMPLETE ASSY WD615	17.88	N	N	N	N	
111	DWS WITH S/F MONITOR KEYBOARD ETC FOR SAS	2.09	N	N	N	N	
112	MOTOR 132KW 175HP 1480 RPM 415V	2.17	N	N	N	N	
113	MOTR SQL 415V 50KW 4P V1 TEFC FR 280M	1.80	N	N	N	N	
114	SCIM 110KW 04P B3 TEFC FR 315M	1.87	N	N	N	N	
115	SEAL AIR FAN MOTOR 110KW 415V ST-2.83	1.87	N	N	N	N	
116	INDUCTION MOTOR 160KW/415V/145BHP/V	2.95	N	N	N	N	
117	HV BUSHING FOR STATION TRANSFORMER 40MVA	19.37	N	N	N	N	
118	36KV,3150 AMPS HV BUSHING SL NO 01	2.19	N	N	N	N	
119	17.5KV,3150AMPS LV BUSHING SL NO 02	1.58	N	N	N	N	
120	LV BUSHING WITH METAL PARTS AND GASKET	6.64	N	N	N	N	
121	AUXILIARY RELAY220 DC/MAKVE- OEN	11.83	N	N	N	N	
122	RELAY MODEL CAU37AF81022C/MI MAKE GEC	1.93	N	N	N	N	
123	NO VOLT RELAY VAG 21	5.32	N	N	N	N	
124	RELAY NUMERIC OVER CURRENT,1A,MICOM P141	14.34	N	N	N	N	
125	RELY NUM 1A MICOM(AREVA)/ P 743	7.46	N	N	N	N	
126	DISTANCE PROTECTION RELAY WICOM P442	5.69	N	N	N	N	
127	RELAY,NUMERIC/DIGITAL,1A,110VAC SIEMENS	8.05	N	N	N	N	
128	RELAY,NUM DISTANCE PROT,1A,110VAC	6.67	N	N	N	N	
129	RELAY,NUMERIC/DIGITAL,220VDC,MICOM C264	1.72	N	N	N	N	
130	RELAY,BUSBAR PROTECTION,WICOM P741	7.46	N	N	N	N	
131	RELY NUM,220V DC,MICOM(AREVA),P444	7.46	N	N	N	N	
132	RELY NUM 220V DC,5A,GE:P64S916A2MX06M	7.46	N	N	N	N	
133	RELAY,NUMERIC/DIGITAL,220VDC,5A,AREVA	14.34	N	N	N	N	
134	RELY NUM 220VDC,5A,C97S4611115M92XXL0R	7.46	N	N	N	N	
135	RELY NUM 220V DC,5A,SIEMENS,7UM622	14.34	N	N	N	N	
136	RELY NUM 110V,1&5A,MICOM(AREVA),P643	7.46	N	N	N	N	
137	NI-CD DRY CELLS,KPH 900P,990AH/220V	3.06	N	N	N	N	
138	NI-CD BATT 285AH,1.2V/POCKET-P,DISCH-H	1.88	N	N	N	N	
139	BATTERY,RECH,NI-CD,1.2V,515AH	2.89	N	N	N	N	
140	COMPLETE ACTUATOR TYPE ABM 250	3.66	N	N	N	N	
141	Digital I/O Modules	1.16	N	N	N	N	
142	AMPLIFIER FOR RELAT VIBRATN, 7MJ1322-8AA	4.90	N	N	N	N	
143	CALC UNIT ABS SHAFT V:B 7MJ1222-8AA	4.87	N	N	N	N	
144	INDUSTRIAL VIDEOSCOPE SYS.W/ACCESSORIES	16.24	N	N	N	N	
145	LEVEL TRANSMTR, 0-8000 MM, TYPE: RADAR	4.90	N	N	N	N	
146	C** CONTROL RACK ASSEMBLY WITH CARDS	15.26	N	N	N	N	
147	SADC POWER CYLINDER,PC 44 I.T.E ACTUATOR	1.93	N	N	N	N	
148	PNEU CYLINDER: C-7491; SHRADOR & DUNCON	2.27	N	N	N	N	
149	DSS O2 ANALYSER SYTM WITH SENSOR	7.32	N	N	N	N	
150	ANALYZER,WATER PHOSPHATE 0.2-10PPM,8CH	7.26	N	N	N	N	

परिमल पीयुष/PARIMAL PIYUSH
अपर महाप्रबन्धक (वाणिज्यिक)
Addl. General Manager (Commercial)
एन. टी. पी. सी लिमिटेड/NTPC LIMITED
EOC, A-8A, Sector-24, Noida-201301 (U.P.)

PART-I
FORM- 17

Details/information to be Submitted in respect of Capital Spares

	Name of the Petitioner	NTPC Limited
	Name of the Generating Station	Unchahar Stage-IV
	COD	30-09-2017
	For Financial Year	2020-21

(Amount in Rs Lakh)

Sl. No.	Details of Capital Spares and Expenses		Claimed as a part of additional Capitalisation	Funded through Compensatory Allowance	Funded through Special Allowance (If Applicable)	Claimed as a part of stores and spares	Remarks
	Name of Spare	Amount					
151	COMPLETE ACTUATOR ROTARK MODEL NO K 150	2.46	N	N	N	N	In order to meet the customers demand and maintain high machine availability at all times by the instant station, units' equipment are taken under overhaul maintenance and inspected regularly for wear and tear. During such works, spare parts of equipment which become damaged/ unserviceable are replaced/ consumed so that the machine continue to perform at expected efficiency on sustained basis. Further as per Regulation 35(6) capital spares are admissible separately as part of O&M expenses. Therefore it is prayed that the capital spares consumed by the instant station during the period may please be allowed by The Hon'ble Commission.
152	COMPLETE ELEC ACTUATOR; K-500; ROTORK	2.31	N	N	N	N	
153	ELECT ACTUATOR, MODEL : L120-40-H33C	5.15	N	N	N	N	
154	ELECT ACTUATOR, ACTR L120-20-15 ; LIMITRQ	1.97	N	N	N	N	
155	ELECT ACTUATOR: L120-65-TD, LIMITORQUE	2.48	N	N	N	N	
156	ACTUATOR ELE,20.4RPM,SMB4-200V2	18.17	N	N	N	N	
157	AUMA(GI) COMPLETE ACT, MODEL SA10.1-GO-E	8.45	N	N	N	N	
158	ACTUTR WITH E-PAC UNIT, SA3.5-A-16; AUMA	2.60	N	N	N	N	
159	COMPLETE ACTUATON TYPE, SAR25AS251 AUMA	2.04	N	N	N	N	
160	AUMA(I) ACTUATOR WITH EPAC MODEL: SA50	3.01	N	N	N	N	
161	AUMA(I) ACTUATOR WITH EPAC MODEL: SA50E99	9.41	N	N	N	N	
162	AUMA(I) ACTUATOR WITH EPAC MODEL: SA90	2.03	N	N	N	N	
163	VALVE ACTUATOR TYPE K300 G1/32	3.57	N	N	N	N	
164	SCOOP TUBE,ABB,ACTUATOR,SHD250-10	10.99	N	N	N	N	
165	ROTORK K300G1G2A 2# RPM, WD 083	2.78	N	N	N	N	
166	ROTORK K90F14E 96RPM,WD NO 083	1.64	N	N	N	N	
167	ROTORK K60SG1G2A 96 RPM,WD NO 083,3.7KW	1.70	N	N	N	N	
168	K60,GDA, SYNCHROPAK, 24 RPM,ROTORK	3.51	N	N	N	N	
169	COMPLETE ROTORK ACTUATOR,K300F14E 96RPM	2.93	N	N	N	N	
170	AUMA SA50AB32, 32 RPM MOTOR,2.2KW	2.75	N	N	N	N	
171	AUMA,SA100E125+GS250/GZ25	2.46	N	N	N	N	
172	ELECT ACT, L120-10-3/8P,18 RPM	5.23	N	N	N	N	
173	ELECL ACTR WITH SYNCHROPAK K300G1/4X	3.17	N	N	N	N	
174	ROTORK ACTR WITH SYNCHROPAK TYPE:K30F10E	3.71	N	N	N	N	
175	ELEC ACTUATOR WITH EPAC SA6E11,AUMA (I)	4.55	N	N	N	N	
176	ELEC ACTUATOR WITH EPAC, SA100AB32, AUMA	2.46	N	N	N	N	
177	ACTUATOR,ELE,SA5A10,AUMA	2.77	N	N	N	N	
178	ACOUSTIC LEAK DETECT SYSTEM,	8.85	N	N	N	N	
179	1784-KTA(D) DH+ HMI INTERFACE CARD	2.22	N	N	N	N	
180	ALLEN BRADELY 110 VAC DIP CARD-1771 OAD	1.33	N	N	N	N	
181	8PACK RACK FOR MAX-DNA, #80.30.382A BHL	1.86	N	N	N	N	
182	OVERVIEW DR PROJECTION UNIT,BARCO LVS	25.72	N	N	N	N	Refer to previous page
183	PROJECTOR MODULE,SYNELEC	19.12	N	N	N	N	
184	VALVE POSN MODULE,MAX DNA E0922S3907A	8.98	N	N	N	N	
185	MINI PLC CONTROLLER FOR SCREW CHILLER	2.67	N	N	N	N	
186	PLC LOGO 24RC,SIEMENS	14.26	N	N	N	N	

Total (Unchahar all stages)	3214.00
Unchahar-IV proportion	1636.77

परिमल पीयूष/PARIMAL PIYUSH
अपर महाप्रबन्धक (वाणिज्यिक)
Addl. General Manager (Commercial)
एन टी पी सी लिमिटेड/NTPC LIMITED
EOC, A-8A, Sector-24, Noida-201301 (U.P.)

PART-I
FORM- 17

Details/Information to be Submitted in respect of Capital Spares

	Name of the Petitioner	NTPC Limited
	Name of the Generating Station	Unchahar Stage-IV
	COD	30-09-2017
	For Financial Year	2020-21

(Amount in Rs Lakh)

Sl. No.	Details of Capital Spares and Expenses		Claimed as a part of additional Capitalisation	Funded through Compensatory Allowance	Funded through Special Allowance (If Applicable)	Claimed as a part of stores and spares	Remarks
	Name of Spare	Amount					

(Petitioner)

परिमल पीयूष/PARIMAL PIYUSH
अपर महाप्रबंधक (वाणिज्यिक)
Addl. General Manager (Commercial)
एन टी पी सी लिमिटेड/NTPC LIMITED
EOC, A-8A, Sector-24, Noida-201301 (U.P.)

PART-I
FORM- 17

Details/Information to be Submitted in respect of Capital Spares

	Name of the Petitioner	NTPC Limited
	Name of the Generating Station	Unchahar Stage-IV
	COD	30-09-2017
	For Financial Year	2021-22

(Amount in Rs Lakh)

Sl. No.	Details of Capital Spares and Expenses		Claimed as a part of additional Capitalisation	Funded through Compensatory Allowance	Funded through Special Allowance (If Applicable)	Claimed as a part of stores and spares	Remarks
	Name of Spare	Amount					
1	COMPLETE ASSY,1710490091,PEMBRIL,PST-430	9.64	N	N	N	N	In order to meet the customers demand and maintain high machine availability at all times by the instant station, units/ equipment are taken under overhaul/ maintenance and inspected regularly for wear and tear. During such works, spare parts of equipment which became damaged/ unserviceable are replaced/ consumed so that the machine continue to perform at expected efficiency on sustained basis. Further as per Regulation 35(6) capital spares are admissible separately as part of O&M expenses. Therefore it is prayed that the capital spares consumed by the instant station during this period may please be allowed by The Hon'ble Commission.
2	COMP ASSY,PEMBRIL COUPLING,PST-875	23.59	N	N	N	N	
3	COMP ASSY,FLECON,GEAR BOX,KCN250	28.71	N	N	N	N	
4	COMP ASSY,FLECON,GEAR BOX,KCN400,18:1	59.61	N	N	N	N	
5	COMP ASSY,FLENDER,GEAR BOX,SZN225	9.65	N	N	N	N	
6	GEAR BOX,04002W COMP ASSY,GREAVES	6.49	N	N	N	N	
7	COMP ASSY,P05-4029-2.14.54:1,PC7	8.61	N	N	N	N	
8	COMP ASSY,PREMIUM ENERGY,GEAR BOX,UD1203	11.01	N	N	N	N	
9	GEAR COUPLING,GC-D2002C COMPASSY,CONCORD	2.37	N	N	N	N	
10	CONCORD GC D-2506-C COMP ASSY	1.84	N	N	N	N	
11	PUMP ASSY,DH 600-1600-2SJ	3.00	N	N	N	N	
12	CNW250/250 IMPELLER	1.01	N	N	N	N	
13	DRC 150/150 COMPLETE ASSY	10.45	N	N	N	N	
14	DQC100/125 COMPLETE ASSY	7.14	N	N	N	N	
15	FOB 10 COMPLETE PUMP ASSY	3.38	N	N	N	N	
16	COMPLETE PUMP ASSEMBLY OF HP SEAL WATER	32.04	N	N	N	N	
17	BXC,C125/150 COMPLETE ASSY	3.35	N	N	N	N	
18	THRUST BRG#78,WEIR BFP-PR,PUMP,FK4E36	3.36	N	N	N	N	
19	PUMP ASSY,CD 125/4	9.92	N	N	N	N	
20	12UPH1,IMPELLER	1.58	N	N	N	N	
21	BHQ65,IMPELLER SHAFT	6.25	N	N	N	N	
22	COMP PP ASSY,SAM TURBO,AR 150/150	47.88	N	N	N	N	
23	VW100/340+ARS,COMPLETE ASSLY	5.82	N	N	N	N	
24	COMP. CARTRIDGE ASSY,HFO PR PUMP,1SET+2NO	5.14	N	N	N	N	
25	PUMP ASSY,T35-7/46	5.65	N	N	N	N	
26	PUMP ASSY,100-FFAH	14.91	N	N	N	N	
27	J1C27GM,IMPELLER	3.73	N	N	N	N	
28	32GMC,IMPELLER	11.06	N	N	N	N	
29	M18M,DISCHARG BOWL & Roller Bearing	1.70	N	N	N	N	
30	LP PISTON ASSEMBLY & Fluid Coupling	2.19	N	N	N	N	
31	SCREW ELEMENT ASSY,40.001.880.00	38.97	N	N	N	N	
32	GLOBE VALVE ASSY,BHEL	11.91	N	N	N	N	
33	GRINDING ROLL,1-61-008-01019&28,BHEL	13.92	N	N	N	N	
34	GLOBE VALVE TOA,355/210MW	25.03	N	N	N	N	
35	WIDE RANGE COAL NOZZLE FOR STAGE-I	70.23	N	N	N	N	
36	WIDE RANGE COAL NOZZLE ASSY 2X210 MW	72.69	N	N	N	N	
37	AIR MOTOR APH,IPM 400 (5.55.1)MUFFLER	14.51	N	N	N	N	
38	CAM CLUTCH BOX (CW) FOR 27VI80(T) ST-I	5.10	N	N	N	N	
39	CAM CLUTCH BOX(C.C.W),SIZE0860	5.10	N	N	N	N	

परिमल पीयूष/PARIMAL PIYUSH
अपर महाप्रबंधक (वाणिज्यिक)
Addl. General Manager (Commercial)
एन टी पी सी लिमिटेड/NTPC LIMITED
EOC, A-8A, Sector-24, Noida-201301 (U.P.)

PART-I
FORM- 17

Details/Information to be Submitted in respect of Capital Spares

Name of the Petitioner	NTPC Limited
Name of the Generating Station	Unchahar Stage-IV
COD	30-09-2017
For Financial Year	2021-22

(Amount in Rs Lakh)

Sl. No.	Details of Capital Spares and Expenses		Claimed as a part of additional Capitalisation	Funded through Compensatory Allowance	Funded through Special Allowance (If Applicable)	Claimed as a part of stores and spares	Remarks
	Name of Spare	Amount					
40	INLET GUIDE VANE 1-36-227-01969 BOILER	22.39	N	N	N	N	In order to meet the customers demand and maintain high machine availability at all times by the instant station, units/ equipment are taken under overhaul/ maintenance and inspected regularly for wear and tear. During such works, spare parts of equipment which became damaged/ unserviceable are replaced/ consumed so that the machine continue to perform at expected efficiency on sustained basis. Further as per Regulation 35(6) capital spares are admissible separately as part of O&M expenses. Therefore it is prayed that the capital spares consumed by the instant station during the period may please be allowed by The Hon'ble Commission.
41	BLADE BHEL BOILER 200/210MW	18.25	N	N	N	N	
42	LINER ASSY RT 20	49.47	N	N	N	N	
43	ROTATING,0-55-334-0061	218.47	N	N	N	N	
44	BULLRING SEGMENT ASSY SET=45-MILL-XRP803	1.83	N	N	N	N	
45	GRINDING ROLL SET FOR XRP 803 MILL	5.84	N	N	N	N	
46	GIRTH GEAR,HY621080533002	101.75	N	N	N	N	
47	MAIN GEAR BOX,HY627080533003 CMD GEARS	193.63	N	N	N	N	
48	COLLECTING ELECTRODE SIZE 750MMX13500MM	23.14	N	N	N	N	
49	HVTR SET BHEL BOILER 200/210MW	23.30	N	N	N	N	
50	COMPLETE SH SAFETY VALVE 1740 WD	13.41	N	N	N	N	
51	SPEED REDUCER,BHEL,PAPH,F/MAIN DRIVE	41.34	N	N	N	N	
52	AIR MOTOR WITH MUFFLER AND HOOD	6.49	N	N	N	N	
53	AIR MOTOR IPM 400/5.55.1	3.46	N	N	N	N	
54	TRFMR RECTIFIER,2-00-114-2736,BOILER	11.11	N	N	N	N	
55	GEARED MOTOR FOR CE RAPPING	1.19	N	N	N	N	
56	GEARED MOTOR FOR EMITTER RAPPING;PBL	1.19	N	N	N	N	
57	EPIC-III CONTROLLER	2.78	N	N	N	N	
58	U-SEALING RING,01050101000/08,BHEL	32.95	N	N	N	N	
59	SEALING RING 01050501000/01,BHEL	36.24	N	N	N	N	
60	SEALING RING DRG 11051410008/08	30.34	N	N	N	N	
61	COUPLING BOLT DRG 01170101000/36	5.48	N	N	N	N	
62	SEALING RING 01120202000/08,BHEL	13.70	N	N	N	N	
63	VALVE CONE DRG 01120201000/02	8.78	N	N	N	N	
64	VALVE SPINDLE,PM00A043K455,SIEMENS	9.74	N	N	N	N	
65	VALVE SEAT DRG 01122203000/03	4.10	N	N	N	N	
66	SEALING RING,01122202000/07,BHEL	13.70	N	N	N	N	
67	VALVE CONE,01122301000/04,BHEL	9.26	N	N	N	N	
68	IPCV SERVOMOTOR ST I 210 MW TURBINE	63.25	N	N	N	N	
69	CAP NUT, Front Plate & Cast Carbon Steel	2.21	N	N	N	N	
70	VALVE CONE 01132001000/2,BHEL	50.59	N	N	N	N	In order to meet the customers demand and maintain high machine availability at all times by the instant station, units/
71	VALVE SPINDLE DRG 01132001000/05	8.87	N	N	N	N	
72	VALVE SEAT DRG 01132101000/02	5.49	N	N	N	N	
73	VALVE CONE,01132201000/07,BHEL	53.50	N	N	N	N	
74	VALVE SPINDLE 01132201000/8,BHEL	3.48	N	N	N	N	
75	COMPENSATOR ASSY DN 800 11074530005	3.65	N	N	N	N	
76	IPCV SPINDLE STI & II 210 MW 01132201000	7.62	N	N	N	N	
77	VALVE CONE 01232101000/44,BHEL	21.83	N	N	N	N	
78	PILOT VALVE,01231701000/0,BHEL	14.16	N	N	N	N	
79	GENERAL SEAL RING MACHINING	1.28	N	N	N	N	

परिमल पीयूष/PARIMAL PIYUSH
अपर महाप्रबंधक (नियामक)
Addl. General Manager (Commercial)
एन टी पी सी लिमिटेड/NTPC LIMITED
EOC, A-8A, Sector-24, Noida-201301

PART-I
FORM- 17

Details/Information to be Submitted in respect of Capital Spares

Name of the Petitioner	NTPC Limited
Name of the Generating Station	Unchahar Stage-IV
COD	30-09-2017
For Financial Year	2021-22

(Amount in Rs Lakh)

Sl. No.	Details of Capital Spares and Expenses		Claimed as a part of additional Capitalisation	Funded through Compensatory Allowance	Funded through Special Allowance (If Applicable)	Claimed as a part of stores and spares	Remarks
	Name of Spare	Amount					
80	GENERAL SEAL RING MACHINING	1.25	N	N	N	N	equipment are taken under overhaul/ maintenance and inspected regularly for wear and tear. During such works, spare parts of equipment which became damaged/ unserviceable are replaced/ consumed so that the machine continue to perform at expected efficiency on sustained basis. Further as per Regulation 35(6) capital spares are admissible separately as part of O&M expenses. Therefore it is prayed that the capital spares consumed by the instant station during the period may please be allowed by The Hon'ble Commission.
81	BRG SHELL MACHINED,9-142-14-01005&022	15.86	N	N	N	N	
82	SEAL OIL PUMP,TUSHACO SNH 21046L7*N3	3.01	N	N	N	N	
83	DP REGULATING VALVE,91493201001000008	22.88	N	N	N	N	
84	EMERGENCY GOV ASSY,311627301000C/O BHEL	35.90	N	N	N	N	
85	SHUTOFF VALVE,2114370100/002I,BHEL	42.01	N	N	N	N	
86	K1401-2 FRONT JOURNAL BEARING	3.37	N	N	N	N	
87	K1401-2 REAR JOURNAL BEAR NG	3.55	N	N	N	N	
88	ROTOR SHAFT 400-222-3B TK22-54B	34.08	N	N	N	N	
89	MOTOR PLOUGH DRIVE,2 TRF,132-690TPH	29.11	N	N	N	N	
90	ASSY BALLST CONTAINR TP0682/O,ELECON EPC	31.29	N	N	N	N	
91	RAIL TABLE COMP ASSY,TP2833/D/M	165.53	N	N	N	N	
92	DISCH SHDER ASSY,400-1222-02,ELECON EPC	82.58	N	N	N	N	
93	ROTOR ASSY,0-5104-000,REV 03,TRF,7/RH-S1	45.39	N	N	N	N	
94	VIBRATOR ASSY,1,TRF,TE-13	17.04	N	N	N	N	
95	GEAR BOX,30136-E1-A016&8,L&T	2.18	N	N	N	N	
96	1050TPH TAKE UP/ TAIL PULLEY FOR BOOM CO	1.70	N	N	N	N	
97	LUFFING CYLINDER,51850/0,VICKERS	8.55	N	N	N	N	
98	GR FSM-12"DF GEAR BOX 12INCH FSM	5.25	N	N	N	N	
99	COMPLETE ASSY,900X900MM	12.93	N	N	N	N	
100	COMPLETE ASSY,894O/533501,GEMECH	9.83	N	N	N	N	
101	250NB COMPLETE ASSY.	1.38	N	N	N	N	
102	FILL PACK,1220X610X305,THK0.28MM,PVC,CF	36.53	N	N	N	N	

परिमल पीयूष/PARIMAL PIYUSH
अपर महाप्रबन्धक (वाणिज्यिक)
Addl. General Manager (Commercial)
एन टी पी सी लिमिटेड/NTPC LIMITED
EOC, A-8A, Sector-24, Noida-201301 (U.P.)

PART-I
FORM- 17

Details/Information to be Submitted in respect of Capital Spares

Name of the Petitioner	NTPC Limited
Name of the Generating Station	Unchahar Stage-IV
COD	30-09-2017
For Financial Year	2021-22

(Amountin Rs Lakh)

Sl. No.	Details of Capital Spares and Expenses		Claimed as a part of additional Capitalisation	Funded through Compensatory Allowance	Funded through Special Allowance (If Applicable)	Claimed as a part of stores and spares	Remarks
	Name of Spare	Amount					
103	DRIVE SHAFT ASSY & Taper Bearing	1.18	N	N	N	N	In order to meet the customers demand and maintain high machine availability at all times by the instant station, units/ equipment are taken under overhaul/ maintenance and inspected regularly for wear and tear. During such works, spare parts of equipment which became damaged/ unserviceable are replaced/ consumed so that the machine continue to perform at expected efficiency on sustained basis. Further as per Regulation 35(6) capital spares are admissible separately as part of O&M expenses. Therefore it is prayed that the capital spares consumed by the instant station during the period may please be allowed by The Hon'ble Commission.
104	VEHICLE,PAYWHEEL LOADER	82.62	N	N	N	N	
105	BD-155:GEAR	2.58	N	N	N	N	
106	BD-155:BOSS, SPROCKET	5.96	N	N	N	N	
107	ENGINE ASSY,S12V000014,BEML,DOZER,BD-155	32.81	N	N	N	N	
108	TRANSMISSION ASSY,125TM8002#,BEML,DOZER	41.09	N	N	N	N	
109	ACB 3P,ELCTRCLY OPRTD,STORD ENRGY 2000A	9.80	N	N	N	N	
110	MOTOR,SQ CAGE IND,6600V,3PH,51,D355-9B,F	10.96	N	N	N	N	
111	MOTOR,SHUNT WOUND,220-260VDC,225M,B3	4.93	N	N	N	N	
112	MOTOR,SHUNT WOUND,220VDC,B1,280M,V1,IP55	9.66	N	N	N	N	
113	MOTOR,SGL SQ CAGE IND,11KV,ILA7903,16P	245.32	N	N	N	N	
114	RELAY MODEL CAG37AF80042C(M) MAKE GEC	1.73	N	N	N	N	
115	RELY NUM,1A,MICOM(ALSTEVA),P 743	9.20	N	N	N	N	
116	RELAY,BUSBAR PROTECTION,MICOM P741	9.39	N	N	N	N	
117	RELY NUM,220VDC,5A,GE P945916ABM078GM	4.30	N	N	N	N	
118	RELAY PANEL	28.79	N	N	N	N	
119	DIGITAL STATIC ENERGY METER 3PH,3 WIRE	5.51	N	N	N	N	
120	SEMRACK FOR VFD, LCI-SEMRACK,2-SPR, SHEL	12.67	N	N	N	N	
121	OIL SUPPLY UNIT: OV32B-59-2N2, SULZER	6.61	N	N	N	N	
122	POS F/B TX RSG15+HK FOR A3M160/SK240 ACT	2.30	N	N	N	N	
123	Sensors & Displays	1.47	N	N	N	N	
124	MULTI CHANNEL RECORDER, Input Converter	1.37	N	N	N	N	
125	VELOCITY SENSOR,MODEL NO CV-661,SHINKAWA	1.56	N	N	N	N	
126	POWER SUPPLY CO/Sodium Shinkawa ANALYSER	2.05	N	N	N	N	
127	RCVR DETECTOR UNIT LAND 9100 CO MONITOR	1.31	N	N	N	N	
128	PROP CONTRL SOL VAV STW-0115-12XX2-40	2.12	N	N	N	N	
129	HEAT D-HG 400-50/230VAC/T1/NT/SA104;DUR	9.97	N	N	N	N	
130	MPC POWER SUPPLY BOARD,A22710-1,GRAV FDR	9.42	N	N	N	N	
131	196NT MPC BOARD ASSEMBLY P NO.AD31771-1	1.44	N	N	N	N	
132	GYMETRIC FEEDERS U7, ECC SPEED CONTROL	4.84	N	N	N	N	
133	DISE O2 ANALYSER SYTM WITH SENSOR	25.31	N	N	N	N	
134	ONLINE COMPLETE PH ANALYSER	12.46	N	N	N	N	
135	CPU BOARD FOR SODIUM ANALYSER OF CONTROL	2.40	N	N	N	N	
136	ON LINE SODIUM ANALYSER	5.90	N	N	N	N	
137	COMPLETE ON LINE CONDUCTIVITY ANALYZER	12.00	N	N	N	N	
138	MAIN PCB CO ANALYSER/Monitor/Osadfly Meter	2.30	N	N	N	N	
139	MACRO PCB FOR RECEIVER UNIT ,CO ANALYSE	1.04	N	N	N	N	
140	DETECTOR UNIT FOR CO ANALYSER (STAGE-3)	1.31	N	N	N	N	
141	AUMA(3) COMPLETE ACT. MODEL SA10.1-GO-E-	4.06	N	N	N	N	In order to meet the customers demand and maintain high machine availability at all times by the instant station, units/ equipment are taken under overhaul/
142	ADMA(I) ACTUATOR WITH EFAC MODEL SA25	2.61	N	N	N	N	

परिमल पीयूष/PARIMAL PIYUSH
उप महाप्रबंधक (सिविल)
Addl. General Manager (Civil)
ईएसी, ए-8ए, सेक्टर-24, नोएडा-201301 (यू.पी.)
EGC, A-8A, Sector-24, Noida-201301 (U.P.)
NTPC/NTPC LIMITED

PART-I
FORM- 17

Details/Information to be Submitted in respect of Capital Spares

Name of the Petitioner	NTPC Limited
Name of the Generating Station	Unchahar Stage-IV
COD	30-09-2017
For Financial Year	2021-22

(Amount in Rs Lakh)

Sl. No.	Details of Capital Spares and Expenses		Claimed as a part of additional Capitalisation	Funded through Compensatory Allowance	Funded through Special Allowance (If Applicable)	Claimed as a part of stores and spares	Remarks
	Name of Spare	Amount					
143	ROTORK K300G1G2A 36 RPM, WD 063	1.38	N	N	N	N	Maintenance and inspected regularly for wear and tear. During such works, spare parts of equipment which became damaged/ unserviceable are replaced/ consumed so that the machine continue to perform at expected efficiency on sustained basis. Further as per Regulation 35(6) capital spares are admissible separately as part of O&M expenses. Therefore it is prayed that the capital spares consumed by the instant station during the period may please be allowed by The Hon'ble Commission.
144	K150 GOA, 36 RPM, SYNCHROPAK, ROTORK	3.77	N	N	N	N	
145	INSPECTA Mpuadc 2.1 complete	1.14	N	N	N	N	
146	INSPECTA-MUXCPU-IOWA CARD FOR ASLD	1.19	N	N	N	N	
147	INSPECTA Muxrty, Muxumpu, Muxsc & POWER SUPPLY PCB	2.19	N	N	N	N	
148	INPUT/OUTPUT MODULE DS38000IOMA 68070MAA	18.33	N	N	N	N	
149	Digital I/O Modules	1.36	N	N	N	N	
150	PROCESSOR INTERFACE MODULES	17.70	N	N	N	N	
151	ENHNCD PERFR QUAD PROC PACK FC-QPP-0002	1.05	N	N	N	N	
152	PRIM PROCESS MODULE ED69230D408B,SHEL	20.25	N	N	N	N	
153	PRIM PROCESS MODULE ED69230D401B,DCS	34.11	N	N	N	N	
154	SECONDARY PROCESSOR ED69230D403B	18.86	N	N	N	N	
155	PROCESSOR MODULE CP451-10,YOKOGAWA DCS	12.74	N	N	N	N	
156	RTD INPUT MODULE AAR-181 YOKOGAWA	2.22	N	N	N	N	
157	T/C INPUT MODULE AAT145 MAKE YOKOGAWA	2.05	N	N	N	N	
158	HMI SERVER OPERATOR INTERFC AS PER SPECS	16.54	N	N	N	N	

Total (Unchahar all stages)	3133.32
Unchahar-IV proportion	1010.78

(Petitioner)

परिमल पीयूष/PARIMAL PIYUSH
अपर महाप्रबन्धक (वाणिज्यिक)
Addl. General Manager (Commercial)
एन टी पी सी लिमिटेड/NTPC LIMITED
EOC, A-8A, Sector-24, Noida-201301 (U.P.)

PART-I
FORM- 17

Details/Information to be Submitted in respect of Capital Spares

	Name of the Petitioner	NTPC Limited
	Name of the Generating Station	Unchahar Stage-IV
	COD	30-09-2017
	For Financial Year	2022-23

(Amount in Rs Lakh)

Sl. No.	Details of Capital Spares and Expenses						
	Name of Spare	Amount	Claimed as a part of additional	Funded through Compensatory	Funded through Special Allowance	Claimed as a part of stores and	Remarks
1	GATE VALVE 6"(150MM) CL300,IS-10611	1.44	N	N	N	N	In order to meet the customers demand and maintain high machine availability at all times by the instant station, units/ equipment are taken under overhaul/ maintenance and inspected regularly for wear and tear. During such works, spare parts of equipment which become damaged/ unserviceable are replaced/ consumed so that the machine continue to perform at expected efficiency on sustained basis. Further as per Regulation 35(6) capital spares are admissible separately as part of O&M expenses. Therefore it is prayed that the capital spares consumed by the instant station during the period may please be allowed by The Hon'ble Commission.
2	BEARING,ROLLER,SPHERICAL,294/500	11.47	N	N	N	N	
3	FCU-16,25,COMP ASSY	1.57	N	N	N	N	
4	COMP ASSY,PEMBRIL,COUPLING,PST-870	23.50	N	N	N	N	
5	VOITH,R16K,BEARING SHELL-1	2.29	N	N	N	N	
6	VOITH,R16K,BEARING SHELL-11	2.46	N	N	N	N	
7	VOITH,R16K,BRG-5 SHELL#17	2.34	N	N	N	N	
8	VOITH,R16K,BRG-7 SHELL	2.86	N	N	N	N	
9	VOITH,R16K,BEARING-10 SHEEL	4.23	N	N	N	N	
10	VOITH,R16K,1.BRG SHELL-BRG 1+2: 050/012	2.32	N	N	N	N	
11	COMP ASSY,ELECON,GEAR BOX,12F8M,25:1	8.27	N	N	N	N	
12	COMP ASSY,ELECON,GEAR BOX,KCN400,18:1	59.61	N	N	N	N	
13	COMP ASSY,FLENDER,GEAR BOX,4ZN225	19.77	N	N	N	N	
14	GEAR BOX,FLENDER,SZN200	7.20	N	N	N	N	
15	COMP ASSY,FLENDER,GEAR BOX,SZN250,16:1	9.98	N	N	N	N	
16	COMP UNIT,FLENDER,GEAR BOX,SZN280	12.36	N	N	N	N	
17	COMP UNIT,FLENDER,GEAR BOX,SZN320	17.62	N	N	N	N	
18	COMP ASSY,ALLENBERRY,GEAR BOX,6LMB12	19.99	N	N	N	N	
19	COMP ASSY,P91-4023-1 11,18:1,PCT,32.2	3.54	N	N	N	N	
20	COMP ASSY,PREMIUM ENERGY,GEAR BOX,H1-160	6.61	N	N	N	N	
21	ANALYZER,X-RAY FLUORESCENCE	75.42	N	N	N	N	
22	CNW250/260,COMPLETE ASSY.	2.48	N	N	N	N	
23	FOB 10 COMPLETE PUMP ASSY.	3.39	N	N	N	N	
24	SDCC125/150,COMPLETE ASSY.	3.35	N	N	N	N	
25	ROTOR ASSY,SHELL,FA1856	23.12	N	N	N	N	
26	JOURNAL BRG HALF NDE#75-WEIR BFP-FK4E36	1.60	N	N	N	N	
27	THRUST BRG#78-WEIR BFP-PR PUMP,FK4E36	3.36	N	N	N	N	
28	PUMP ASSY,F6828	10.71	N	N	N	N	
29	PUMP ASSY,DD 136/4	6.92	N	N	N	N	
30	PUMP ASSY,KAKATI KVL-750	12.21	N	N	N	N	
31	IMPELLER,156 BHQ-85	27.66	N	N	N	N	
32	BHQ85 INTERMEDIATE SHAFT	4.31	N	N	N	N	
33	BHQ85 HEAD SHAFT	7.51	N	N	N	N	
34	PUMP ASSY,SHS 80/40NE	3.80	N	N	N	N	
35	PUMP,ESP,SLUDGE/SLURRY,HITACHI,HSW15 A	3.40	N	N	N	N	
36	PUMP ASSY,SAM TURBO 6MD 125/305 V	6.94	N	N	N	N	
37	COMP PP ASSY,SAM TURBO AR 150/150	11.94	N	N	N	N	
38	T36-70M6 Cartridge Assembly	3.27	N	N	N	N	
39	PUMP ASSY,10/8-FFAH	29.03	N	N	N	N	
40	PUMP ASSY,WEIR,12/10 FF-AH	32.83	N	N	N	N	
41	M16M IMPELLER	1.26	N	N	N	N	
42	CARTRIDGE ASSY,PUMP,12WNC144	140.50	N	N	N	N	

परिमल पीयूष/PARIMAL PIYUSH
अपर महाप्रबन्धक (वाणिज्यिक)
Addl. General Manager (Commercial)
एन टी पी सी लिमिटेड/NTPC LIMITED
EOC, A-8A, Sector-24, Noida-201301 (U.P.)

PART-I
FORM- 17

Details/Information to be Submitted in respect of Capital Spares

Name of the Petitioner	NTPC Limited
Name of the Generating Station	Unchahar Stage-IV
COD	30-09-2017
For Financial Year	2022-23

(Amount in Rs Lakh)

Sl. No.	Details of Capital Spares and Expenses Name of Spare	Amount	Claimed as a part of additional	Funded through Compensatory	Funded through Special Allowance	Claimed as a part of stores and	Remarks
43	HEAD COMPRESSOR,9-10KSC,10-20M3/MIN	17.68	N	N	N	N	
44	CRANK SHAFT@10 ACCEL SMC-4-100	1.01	N	N	N	N	
45	SCREW ELEMENT,1616725661,ATLAS COPCO	24.27	N	N	N	N	
46	SCREW ELEMENT ASSY,46.001.880.00	58.40	N	N	N	N	
47	ANGLE VALVE ASSY,80.0914.15 X,SEMPELL AG	78.66	N	N	N	N	
48	312-532.F22.DN25/40.BW.COMP VALVE ASSY	87.63	N	N	N	N	In order to meet the customers demand and maintain high machine availability at all times by the instant station, units/ equipment are taken under overhaul/ maintenance and inspected regularly for wear and tear. During such works, spare parts of equipment which become damaged/ unserviceable are replaced/ consumed so that the machine continue to perform at expected efficiency on sustained basis. Farther as per Regulation 35(6) capital spares are admissible separately as part of O&M expenses. Therefore it is prayed that the capital spares consumed by the instant station during the period may please be allowed by The Hon'ble Commission.
49	GRINDING ROLL,1-61-088-0101882B,BHEL	13.92	N	N	N	N	
50	XRP883 BULL RING ASSEMBLY	2.09	N	N	N	N	
51	OVER RUNNING CLUTCH ASSEMBLY FOR STG II	3.54	N	N	N	N	
52	CAM CLUTCH BOX(C.C.W) SIZE0850	23.85	N	N	N	N	
53	DRIVE PINION-37TEETH,BAFC REDUCER APH-II	5.27	N	N	N	N	
54	AIR MOTOR,CHICAGO,OF APH-27VIT90	5.18	N	N	N	N	
55	INLET GUIDE VANE,1-56-227-01858,BOILER	21.95	N	N	N	N	
56	BLADE SHAFT FOR FD FAN	1.97	N	N	N	N	
57	BEARING HOUSING,250/210MW	21.97	N	N	N	N	
58	ROTATING,0-55-334.0061	250.16	N	N	N	N	
59	DELETEDPINION OF MAIN DRIVE FOR BALL (SB	45.71	N	N	N	N	
60	BULLRING SEGMENT ASSY SET=45-MILL-XRP803	12.80	N	N	N	N	
61	WORM SHAFT+WORM GEAR+LOCK NUTS XRP-803	46.60	N	N	N	N	
62	MAIN VERTICAL SHAFT OF BOWL MILL	8.85	N	N	N	N	
63	GRINDING ROLL SET FOR XRP 803 MILL	40.89	N	N	N	N	
64	BBD-4760 RINGSPANN FREE WHEEL COUPLING	23.81	N	N	N	N	
65	MAINDRIVE WORM REDUCER (S/D)38°OR FOR	5.51	N	N	N	N	
66	SPEED REDUCER,4998.19254.0,500MW	41.34	N	N	N	N	
67	HYD.ADJ DEVICE,0-55-215-0110981038/	22.20	N	N	N	N	
68	HEAD PULLEY ASSEMBLY(RCF)	9.74	N	N	N	N	
69	SERVO MOTOR FOR ESV OF 210 MW	58.22	N	N	N	N	
70	U-SEALING RING,0105S101000/08,BHEL	65.89	N	N	N	N	
71	STUD AM64X305-20X248 DRG.0105021001/0/04	3.71	N	N	N	N	
72	SEALING RING DRG.1105141X008/08	32.85	N	N	N	N	
73	SEALING RING,1105141400/02,BHEL	33.56	N	N	N	N	
74	COUPLING BOLT M94 DRG.0118010100/0/1	5.92	N	N	N	N	
75	SEALING RING,0112020200/08,BHEL	33.96	N	N	N	N	
76	SEALING RING,0112020100/07,BHEL	15.72	N	N	N	N	
77	VALVE SEAT DRG.0112220300/03	4.10	N	N	N	N	
78	VALVE CONE,0112230200/04,BHEL	26.00	N	N	N	N	
79	SEALING RING,0112230100/07,BHEL	31.23	N	N	N	N	
80	SEALING RING (IN 6 SEGMT)0106060100/0/1	11.05	N	N	N	N	
81	STEAM VALVE,PM60A008FS38,SIEMENS	47.70	N	N	N	N	
82	GENERAL:SEAL RING MACHINING	1.28	N	N	N	N	
83	GENERAL:SEAL RING MACHINING	1.28	N	N	N	N	
84	SRG SHELL ASSY(EE),9-139-12-01014&008	28.37	N	N	N	N	
85	COUPLING BOLT FOR LP TURBINE	7.45	N	N	N	N	In order to meet the customers demand and maintain high machine availability

परिमल पीयूष/PARIMAL PIYUS
अपर महाप्रबन्धक (वाणिज्यिक)
Addl. General Manager (Commercial)
एन टी पी सी लिमिटेड/NTPC LIMITE
EOC, A-8A, Sector-24, Noida-201301 (U.I

PART-I
FORM- 17

Details/Information to be Submitted in respect of Capital Spares

Name of the Petitioner	NTPC Limited
Name of the Generating Station	Unchahar Stage-IV
COD	30-09-2017
For Financial Year	2022-23

(Amount in Rs Lakh)

Sl. No.	Details of Capital Spares and Expenses Name of Spare	Amount	Claimed as a part of additional	Funded through Compensatory	Funded through Special Allowance	Claimed as a part of stores and	Remarks
85	HYDROGEN DRIER TURBO GENERATOR	72.99	N	N	N	N	at all times by the instant station, units/ equipment are taken under overhaul/ maintenance and inspected regularly for wear and tear. During such works, spare parts of equipment which became damaged/ unserviceable are replaced/ consumed so that the machine continue to perform at expected efficiency on sustained basis. Further as per Regulation 35(6) capital spares are admissible seperately as part of O&M expenses. Therefore it is prayed that the capital spares consumed by the instant station during the period may please be allowed by The Hon'ble Commission.
87	UNITROL-5000,COMM. CTRL MEASU.DEVICE	7.91	N	N	N	N	
88	CONTROL PANEL,3BHE031734R0011,ABB	23.46	N	N	N	N	
89	UNITROL-5000; CONVERTER	20.85	N	N	N	N	
90	SHAFT,DRG.01160901000/01	1.56	N	N	N	N	
91	IV SERVOMOTOR ASSY.01140327000/500,BHEL	116.48	N	N	N	N	
92	GEN.DRG.0-139-07-01012-4; GUIDE BLADE	4.12	N	N	N	N	
93	GEAR BOX ASSY,TM1M/3843,N:2000	20.80	N	N	N	N	
94	CARTIDGE ASSEMLY FOR ST-1 FUEL OIL	6.45	N	N	N	N	
95	CAP132-660TPH,HUB FOR FIX PLOUGH ARM	1.95	N	N	N	N	
96	HYDRAULIC MOTOR 10,TRF,132-660TPH	14.22	N	N	N	N	
97	CARRIAGE WHEEL ASSY,7,TRF,132-660TPH	10.86	N	N	N	N	
98	STUD,CAST Carbon Steel & RING,FOR LOCKING ASSLY	1.56	N	N	N	N	
99	CAP132-660TPH,ROTAR ARM CW WITH LINERS	7.04	N	N	N	N	
100	CAP132-660TPH;ROTOR ARM CCW WITH LINERS	7.04	N	N	N	N	
101	CAP132-660TPH,PISTON PUMP	1.38	N	N	N	N	
102	PULLEY,MOTORIZED,500,1000,1400	23.83	N	N	N	N	
103	TRH-51.50 OPENING CAGE BAR	13.22	N	N	N	N	
104	TRH-51.65 OPENING CAGE BAR	13.22	N	N	N	N	
105	LIVE FRAME ASSY,2A,TRF,TM-16	43.42	N	N	N	N	
106	5806,5807,GEAR BOX	3.87	N	N	N	N	
107	ASSY OF SUNK BC BODY,TP1921/DS&1,SCHUNK	65.10	N	N	N	N	
108	COMPLETE ASSY,994GN33901,DEMECH	9.83	N	N	N	N	
109	GRINDER DRIVE ASSY,A-2693-1-LH,INDURE	4.72	N	N	N	N	
110	GRINDER ASSY,514-40/071-01	12.27	N	N	N	N	
111	200N8,COMPLETE ASSY.	2.05	N	N	N	N	
112	250N8;COMPLETE ASSY.	7.40	N	N	N	N	
113	FILL PACK,1220X610X305 THK0.25MM,PVC,CF	135.95	N	N	N	N	
114	SKID STEER LOADER	31.59	N	N	N	N	
115	BC-155;TORQUE CONVERTOR	5.72	N	N	N	N	
116	BC-155;BOSS, SPROCKET	3.97	N	N	N	N	
117	TRANSMISSION ASSY,125TM80029,BEML DOZER	49.84	N	N	N	N	
118	CIRCUIT BREAKER,AIR, Bus Iso Mod 4000A 3P L&T	8.22	N	N	N	N	
119	ISOLTR,245KV,2000A,DB,W/O ES,AC MTR DRV	51.35	N	N	N	N	
120	ISOLTR,245KV,2000A,DB,W/1ES,AC MTR DRV	62.60	N	N	N	N	
121	ISOLTR,245KV,2000A,DB,W/2ES,AC MTR DRV	64.52	N	N	N	N	
122	MOTOR,125KW,1500RPM,90,FR-315M	2.96	N	N	N	N	In order to meet the customers demand and maintain high machine availability at all times by the instant station, units/ equipment are taken under overhaul/ maintenance and inspected regularly for wear and tear. During such works, spare parts of equipment which became damaged/ unserviceable are
123	XFMR, HVR RECTIFORMER,373.5 V,74030 V	5.17	N	N	N	N	
124	BATTERY,RECH,LEAD ACID,2V,800AH,HARD RBR	53.65	N	N	N	N	
125	LEVEL OSCILLATOR,ELEKTRONIKA ET 91	15.28	N	N	N	N	
126	SEMRACK FOR VFD; LCI-SEMRACK-2,SPR; BHEL	142.61	N	N	N	N	
127	HPSP ACTUATOR ASM-100-10	17.14	N	N	N	N	
128	POSITION FEEDBACK TRANSMITTER MII 400L	1.12	N	N	N	N	

परिमल पीयूष/PARIMAL PIYUSH
अपर महाप्रबंधक (ई.डी.(सी.ई.))
Addl. General Manager (EDC(CE))
ई डी सी (सी ई)/एन टी पी सी लिमिटेड/NTPC LIMITED
EDC, A-8A, Sector-24, N

PART-I
FORM- 17

Details/Information to be Submitted in respect of Capital Spares

Name of the Petitioner	NTPC Limited
Name of the Generating Station	Unchahar Stage-IV
COD	30-09-2017
For Financial Year	2022-23

(Amount in Rs Lakh)

Sl. No.	Details of Capital Spares and Expenses Name of Spare	Amount	Claimed as a part of additional	Funded through Compensatory	Funded through Special Allowance	Claimed as a part of stores and	Remarks
129	ECCENTRICITY MONITOR & Input Module	1.14	N	N	N	N	replaced/ consumed so that the machine continue to perform at expected efficiency on sustained basis. Further as per Regulation 35(6) capital spares are admissible separately as part of O&M expenses. Therefore it is prayed that the capital spares consumed by the instant station during the period may please be allowed by The Hon'ble Commission.
130	IN-SITU ZIRCONIA PROBE OXYGEN ANALYZER	22.74	N	N	N	N	
131	ACTUATOR,HYD,ELECTRO RENEKE HSA 1033	18.10	N	N	N	N	
132	PNEU.ACTUATOR: VMR(S), MAKE: IL PALGHAT	2.23	N	N	N	N	
133	POSITIONER MODEL CL3N22	1.42	N	N	N	N	
134	COMPLETE OPACITY MONITOR	6.51	N	N	N	N	
135	ELECT.ACTUATOR ASSY: SA50E90, AUMA	3.06	N	N	N	N	
136	AUMA ACTUATOR-SA10DA03/02RPM	2.65	N	N	N	N	
137	PROCONTROL Modules	1.43	N	N	N	N	
138	ANALOG OUTPUT MODULE AAI543-S00/00A00	4.25	N	N	N	N	
139	CABLE FOR LOCAL BUS EXTENSION 70BL03	1.65	N	N	N	N	
140	DRV CNTRL-ON/OFF CNTRL 70AS06	9.76	N	N	N	N	
141	OVERVIEW DR PROJECTION UNIT,BARCO,LVS	30.06	N	N	N	N	
142	AUTO SYNCHRONIZER,ED747D400135,SIEMENS	19.59	N	N	N	N	
143	24V DC-DC CONVERTER, MODEL: 20BSI	1.32	N	N	N	N	
144	MODULE DPU,EDm9235D911A,MAX-DNA BHEL	1.77	N	N	N	N	
145	Input Analog Resistances (X4) 70EA03	1.48	N	N	N	N	
146	SGNL PROCESSING UNIT,DELL	7.08	N	N	N	N	
147	PUMP ASSY,T3SA-37/54	20.52	N	N	N	N	

Total (Unchahar all stages)	3269.58
Unchahar-IV proportion	1054.70

(Petitioner)

परिमल पीयूष/PARIMAL PIYUSH
अपर महाप्रबन्धक (वाणिज्यिक)
Addl. General Manager (Commercial)
एन टी पी सी लिमिटेड/NTPC LIMITED
EOC, A-8A, Sector-24, Noida-201301 (U.P.)

PART-I
FORM- 17

Details/Information to be Submitted in respect of Capital Spares

Name of the Petitioner	NTPC Limited
Name of the Generating Station	Unchahar Stage-IV
COD	30-09-2017
For Financial Year	2022-23

(Amount in Rs Lakh)

Sl. No.	Details of Capital Spares and Expenses		Claimed as a part of additional Capitalisation	Funded through Compensatory Allowance	Funded through Special Allowance (If Applicable)	Claimed as a part of stores and spares	Remarks
	Name of Spare	Amount					
1	1200 ND Pulley DxL630x1400ShaR D90	1.82	N	N	N	N	In order to meet the customers demand and maintain high machine availability at all times by the instant station, under equipment are taken under overhaul/ maintenance and inspected regularly for wear and tear. During such works, spare parts of equipment which become damaged/ unserviceable are replaced/ consumed so that the machine continue to perform at expected efficiency on sustained basis. Further as per Regulation 35(6) capital spares are admissible separately as part of O&M expenses. Therefore it is prayed that the capital spares consumed by the instant station during the period may please be allowed by The Hon'ble Commission.
2	24PORT NW SWITCH, CATALYST 3550 CISCO	1.46	N	N	N	N	
3	6/6 EAH,COMP ASSY	37.78	N	N	N	N	
4	ACTUATOR,CCLAG-STEUERBLOCK-1032267572S2	7.10	N	N	N	N	
5	ACW PUMP ASSY,FLOMMORE,5822 200X150	13.35	N	N	N	N	
6	ALLEN BRADELY 110 VAC O/P CARD 1771 OAD	1.07	N	N	N	N	
7	ANALYZER,GAS,MULTI,FUJI,ZRE	10.62	N	N	N	N	
8	ANALYZER,GAS,ONLINE H2 PURITY,85-100%	9.09	N	N	N	N	
9	ANALYZERGAS,COMPLETE CD ANALYZER IN-SITU	19.45	N	N	N	N	
10	BATTERY,RECH,LEAD ACID,220V,600AH,SAN	88.04	N	N	N	N	
11	BATTERY,RECH,LEAD ACID,220V,865 AH	41.73	N	N	N	N	
12	BATTERY,RECH,NI-CD,24V,471AH	9.03	N	N	N	N	
13	BATTERY,RECH,NI-CD,24V,75AH	2.10	N	N	N	N	
14	BEARING,ROLLER,SPH THRUST,294/500 EM	63.99	N	N	N	N	
15	BELT DRIVE REDUCER,BHEL MAKE	9.09	N	N	N	N	
16	BTRY,(ECH; NI-CD,24V,755AH,20	42.75	N	N	N	N	
17	BULLRING SEGMENT ASSY;SCT=45-MILL-XRF803	1.83	N	N	N	N	
18	BUS COUPLER SERIAL INTERFACE ED659DO48A00	1.99	N	N	N	N	
19	CABLE FAULT LOCATOR,415V,25KV,MUL,TIFUN	20.84	N	N	N	N	
20	CLINKER GRINDER ASSY,12TPH	10.32	N	N	N	N	
21	CLINKER GRINDER ASSY,45TPH	15.27	N	N	N	N	
22	COAL COMPARTMENT ASSY DPSTY01 FOR ST-I	19.94	N	N	N	N	
23	COAL COMPARTMENT ASSY,DPSTY02 FOR ST-II	74.78	N	N	N	N	
24	COMP ASSY,ALLENBERRY,GEAR BOX,CSB-280	20.57	N	N	N	N	
25	COMP ASSY,ELECON,GEAR BOX,12FSM,25:1	7.42	N	N	N	N	
26	COMP ASSY,ELECON,GEAR BOX,SBN280,14.1	38.81	N	N	N	N	
27	COMP ASSY,ELECON,GEAR BOX,SBN355,20:1	60.16	N	N	N	N	
28	COMP ASSY,FLEXIDENT COUPLING,7282 L2	60.75	N	N	N	N	
29	COMP ASSY,PEMSRIL,COUPLING,23SCR25W	10.64	N	N	N	N	
30	COMP BAOPP ASSY,250X200MM	37.64	N	N	N	N	
31	COMP PP ASSY,BAM TURBO,AH 150/100	23.88	N	N	N	N	
32	COMPL COMPR ASSY,VOLTAS,1218NHF6W4+	17.59	N	N	N	N	
33	COMPLETE ACT ASMBLY,AUMA,SA15A3Z	1.83	N	N	N	N	
34	COMPLETE ACT ASMBLY,AUMA,SAR12%	1.73	N	N	N	N	
35	COUPLING ASSY,AFCH 11/SL,N1000C	18.00	N	N	N	N	
36	DISCHARGE BOWL, PUMP,7620	27.65	N	N	N	N	
37	DP REGULATING VALVE,914932010010S006	19.72	N	N	N	N	

परिमल पीयूष/PARIMAL PIYUSH
अपर महाप्रबंधक (परियोजना)
Addl. General Manager (Commercial)
एन टी पी सी लिमिटेड/NTPC LIMITED
EDC, A-8A, Sector-24, Noida-201301 (U.P.)

PART-I
FORM- 17

Details/Information to be Submitted in respect of Capital Spares

Name of the Petitioner	NTPC Limited
Name of the Generating Station	Unchahar Stage-IV
COD	30-09-2017
For Financial Year	2022-23

(Amount in Rs Lakh)

Sl. No.	Details of Capital Spares and Expenses		Claimed as a part of additional Capitalisation	Funded through Compensatory Allowance	Funded through Special Allowance (If Applicable)	Claimed as a part of stores and spares	Remarks
	Name of Spare	Amount					
38	DRV CNTRL-ON/OFF CNTRL 70AS08	19.57	N	N	N	N	In order to meet the customers demand and maintain high machine availability at all times by the instant station, units/ equipment are taken under overhaul/ maintenance and inspected regularly for wear and tear. During such works, spare parts of equipment which became damaged/ unserviceable are replaced/ consumed so that the machine continue to perform at expected efficiency on sustained basis. Further as per Regulation 35(6) capital spares are admissible separately as part of O&M expenses. Therefore it is prayed that the capital spares consumed by the instant station during the period may please be allowed by The Hon'ble Commission.
39	ELECT.ACT. L120-10-3/8P/18 RPM	3.05	N	N	N	N	
40	ENCLOSING IMPELLER,HGLP-400-RI&10,7520	23.23	N	N	N	N	
41	ENGINE ASSY,51Z0000014,BEMI, DOZER,BD-155	135.92	N	N	N	N	
42	ENHNCD.PERFR.QUAD PROC.PACK FC-QPP-0002	1.05	N	N	N	N	
43	FEED RATE CARD FRC(A1)PT-9090067205	4.85	N	N	N	N	
44	FILL PACK,1220X610X305,THK0.25MM,PVC,CF	161.08	N	N	N	N	
45	FLUID COUPLING:HTC 370.COMP ASSY PEMBRIL	1.31	N	N	N	N	
46	GATE VALVE ASSY,V835RMBPSMB4,BHEL	30.82	N	N	N	N	
47	GEAR BOX,30136-E1-A016&9,L&T	1.32	N	N	N	N	
48	GRINDER DRIVE ASSY,A-2553-1-L/R,INDURE	4.72	N	N	N	N	
49	GRINDING ROLL SET FOR XRP 803 MILL	5.64	N	N	N	N	
50	GRINDING ROLL,1-61-088-01019&26,BHEL	6.96	N	N	N	N	
51	HOIST,ELECT OPER MONORAIL,7.5TON,4M/MIN	7.66	N	N	N	N	
52	HP ELEMENT,9825000081,ATLAS COPCO,ZR-250	22.39	N	N	N	N	
53	HV BUSHING,BHEL,W/MTL PRT,250MVA	15.34	N	N	N	N	
54	HYDRAULIC MOTOR 10 TRF,132-660TPH	8.24	N	N	N	N	
55	IMPELLER HUB,0-55-214-0059785,BHEL	39.90	N	N	N	N	
56	IMPELLER JYOTI,1150VM1A14	35.13	N	N	N	N	
57	INLET GUIDE VANE,1-56-227-01969,BOILER	21.95	N	N	N	N	
58	Input Analog: Resistances (X4) 70EA03	16.95	N	N	N	N	
59	INPUT/OUTPUT MODULE DS3800IOMA 66070MAA	39.63	N	N	N	N	
60	OFC,IEB BUS COUPLER 70FK01	2.23	N	N	N	N	
61	JOURNAL BEARING D400X320,011815010000	42.93	N	N	N	N	
62	JOURNAL BRG ASSLY,011604180000&00,D250X180	8.02	N	N	N	N	
63	LINER ASSY,RT 20	16.49	N	N	N	N	
64	LIVE FRAME ASSY,2A,TRF,TM-16	32.46	N	N	N	N	
65	LOAD CELL AMPLIFIER CARD PT-9090133601	7.96	N	N	N	N	
66	LOW PRESSURE ELEMENT,1615590481,ZR-250	39.66	N	N	N	N	
67	MAIN TRIP VALVE COMPL ASSY PART#VAR 00	25.52	N	N	N	N	
68	MOTOR PLOUGH DRIVE 9 TRF,132-660TPH	33.10	N	N	N	N	
69	MOTOR,SGL SQ CAGE IND,11KV,ILA7904,4P,B3	120.93	N	N	N	N	
70	MOTOR,SGL SQ CAGE IND,3.3KV,358,2P	16.66	N	N	N	N	
71	MOTOR,SQ CAGE IND,415VAC,S1,TVS450,4P,V1	10.41	N	N	N	N	
72	OVERRUNNING CLUTCH FOR PAPH	4.07	N	N	N	N	In order to meet the customers demand and maintain high machine availability at all times by the instant station, units/
73	OVERVIEW OR PROJECTION UNIT,BARCO,LVS	12.56	N	N	N	N	
74	PAF 19/10,6-2,SPACER COUPLING	12.98	N	N	N	N	

परिमल पीयूष/PARIMAL PIYUSH
अपर महाप्रबन्धक (वाणिज्यिक)
Addl. General Manager (Commercial)
एन टी पी सी लिमिटेड/NTPC LIMITED
EOC, A-8A, Sector-24, Noida-201301 (U.P.)

PART-I
FORM- 17

Details/Information to be Submitted in respect of Capital Spares

Name of the Petitioner	NTPC Limited
Name of the Generating Station	Unchahar Stage-IV
COD	30-09-2017
For Financial Year	2022-23

(Amount in Rs Lakh)

Sl. No.	Details of Capital Spares and Expenses		Claimed as a part of additional Capitalisation	Funded through Compensatory Allowance	Funded through Special Allowance (If Applicable)	Claimed as a part of stores and spares	Remarks
	Name of Spare	Amount					
75	PILOT VALVE DRG:01142201000/10	7.08	N	N	N	N	equipment are taken under overhaul/ maintenance and inspected regularly for wear and tear. During such works, spare parts of equipment which became damaged/ unserviceable are replaced/ consumed so that the machine continue to perform at expected efficiency on sustained basis. Further as per Regulation 35(6) capital spares are admissible separately as part of O&M expenses. Therefore it is prayed that the capital spares consumed by the instant station during the period may please be allowed by The Hon'ble Commission.
76	PILOT VALVEE 1638 VX9X	5.67	N	N	N	N	
77	PNEU ACTUATOR: PC 4X4LT,100X100MM, ILP	9.15	N	N	N	N	
78	PNEU CYLINDER: C-7491: SHRADOR & DUNCON	2.37	N	N	N	N	
79	POWER CONDITNG UNIT,HITACHI HI REL POWER	78.40	N	N	N	N	
80	PR/DP TRANSMITTER 0 TO 20KG/CM2	1.18	N	N	N	N	
81	PRIMARY WATER PUMP,KSB,CPK-CM-65-250	7.41	N	N	N	N	
82	PROCONTROL T/C I/F CARD 70EA04,	8.33	N	N	N	N	
83	PROCONTROL:DI MODULE,70EB03	3.25	N	N	N	N	
84	PUMP ASSY,FA1B75	66.08	N	N	N	N	
85	PUMP ASSY,SAM TURBO,6MD 125/305 V	7.20	N	N	N	N	
86	PUMP ASSY,SAM TURBO,VD 65/280+TCH+N	3.54	N	N	N	N	
87	PUMP ASSY,SHS 60/40NE	7.60	N	N	N	N	
88	PUMP,ESP,TWIN VOLUTE CASING,100ANZE	45.02	N	N	N	N	
89	PUMP:HEAD(40-50M):FLOW(200-250M3/HR)	23.36	N	N	N	N	
90	PUMP_PADDLE FEEDER_TVWS 130M05R	56.88	N	N	N	N	
91	Sensors	1.18	N	N	N	N	
92	RELAY,NUMERIC/DIGITAL,1A,MICOM C264	15.93	N	N	N	N	
93	ROTARY FEEDER ASSY,INDURE,A197S	44.32	N	N	N	N	
94	ROTATING,0-55-334-0061	252.52	N	N	N	N	
95	ROTOR ASSY,0-55-334-01380&24,BHEL	169.63	N	N	N	N	
96	ROTORK ACTR WITH SYNCHROPAK TYPE,K30F10E	2.71	N	N	N	N	
97	SFC INJ RLY TEST KIT,3-56A	24.43	N	N	N	N	
98	Honeywell Servo Positioner & VO Modules	3.99	N	N	N	N	Refer to previous page
99	SERVO MOTOR,TP75521431106,BHEL,2X110MW	27.14	N	N	N	N	
100	SOL VALVE, 5204869,7008,024,00, NORGREN	4.00	N	N	N	N	
101	STARTING DEVICE MOTOR,MAKE GEORGH KOBOLD	11.54	N	N	N	N	
102	STATOR WIND BOT BAR,0-135-08-01003/004	12.10	N	N	N	N	
103	TC SCREW CHILLER-200TR	118.00	N	N	N	N	
104	THYRISTOR BANK,CN9086209777,BHEL	13.29	N	N	N	N	
105	TRANSMITTER ANGLE MEASURE,7MJ1121-8AA	5.62	N	N	N	N	
106	VVTYPEGATEV/V65NBCL-350/WPT200CWIF 300KG	14.66	N	N	N	N	
107	VACUUM PUMP ASSY,2BW4 353-0BL4-0Y590	38.30	N	N	N	N	
108	VW100/340+ARS COMPLETE ASSLY	8.82	N	N	N	N	

Total (Unchahar all stages)	2917.60

पश्चिम पीयूष/PARIMAL PIYUSH
अपर महाप्रबन्धक (रिमोटिंग)
Addl. General Manager (Commercial)
एन टी पी सी लिमिटेड/NTPC LIMITED
EOC, A-8A, Sector-24, Noida-201301 (U.P.)

PART-I
FORM- 17

Details/Information to be Submitted in respect of Capital Spares

Name of the Petitioner	NTPC Limited
Name of the Generating Station	Unchahar Stage-IV
COD	30-09-2017
For Financial Year	2022-23

(Amount in Rs Lakh)

Sl. No.	Details of Capital Spares and Expenses		Claimed as a part of additional Capitalisation	Funded through Compensatory Allowance	Funded through Special Allowance (If Applicable)	Claimed as a part of stores and spares	Remarks
	Name of Spare	Amount					
	Unchahar-IV proportion	941.10					

परिमल पियूष/PARIMAL PIYUSH
अपर महाप्रबंधक (वाणिज्यिक)
Addl. General Manager (Commercial)
एन टी पी सी लिमिटेड/NTPC LIMITED
EOC, A-8A, Sector-24, Noida-201301 (U.P.)

PARIMAL PIYUSH
NTPC LIMITED
A-8A, Noida-201301 (U.P.)

PART-I

FORM- 18

Non-Tariff Income

Name of the Petitioner	NTPC Limited
Name of the Generating Station	Unchahar Stage-IV

Amount in Rs Lakh

S. No.	Parameters	2019-20	2020-21	2021-22	2022-23	2023-24
1	Income from rent of land or buildings	42.63	57.01	93.88	15.53	45.78
2	Income from sale of scrap	29.55	22.87	20.47	18.15	21.66
3	Income from advertisements	0.00	0.00	0.00	0.00	0.00
Total Non Tariff Income		**72.18**	**79.88**	**114.36**	**33.68**	**67.44**

(Petitioner)

परिमल पीयूष/PARIMAL PIYUSH
अपर महाप्रबन्धक (वाणिज्यिक)
Addl. General Manager (Commercial)
एन टी पी सी लिमिटेड/NTPC LIMITED
EOC, A-8A, Sector-24, Noida-201301 (U.P.)

PART I
FORM- 19

Details of Water Charges

Name of the Petitioner: NTPC Limited

Name of the Generating Station: Unchahar Stage-IV

S. No.	Year	Details of Water charges (excluding water cess)					Quantity allocated		Normative consumption on at 100% PLF	Actual Water Consumption		Rate specified as per govt. notification or agreement			Slippage of water (in percentage)	Amount Claimed
		Name of source	Quantity Unchahar Station (1550 MW)	Quantity Prorated to Unchahar-IV (500 MW)	Amount Unchahar Station (1550 MW)	Amount Prorated to Unchahar-IV (500 MW)	Unchahar Station (1550 MW)	Pro-rated Allocation to Unchahar-IV (500 MW)		Station	Pro Rated to Unchahar-IV	Water Charges	Royalty	Canal Maintenance (Station)		
			Unit-Cusec	Unit-Cusec	Rs Lakh	Rs Lakh	Unit-Cusec	Unit-Cusec	Unit-Million M3	Unit-Million M3	Unit-Million M3	(Rs/1000 Cubic Feet)	(Rs Lakh/ Cusec)		(%)	(Rs Lakh)
1	2019-20	UP Irrigation Dept, Sharda Sahayak Canal System	53.91	17.39	538.22	172.98	105	33.87	16.33	47.48	15.32	12.48	6.00	As per Actual Canal Maintenance Charges Paid to UPID	Nil	173.13
2	2020-21		53.11	17.13	696.07	224.54	105	33.87	16.33	46.78	15.09	12.48	6.00		Nil	313.42
3	2021-22		49.02	15.81	590.62	190.52	105	33.87	16.33	43.18	13.93	12.48	6.00		Nil	101.63
4	2022-23		44.77	14.44	863.95	278.69	105	33.87	16.33	39.43	12.72	12.48	6.00		Nil	276.65
5	2023-24		39.20	11.71	743.28	239.77	105	33.87	16.33	31.97	10.31	12.48	6.00		Nil	241.05
Total					3,430.14	1,106.50										₹.1,105.89

Note: Water Agreement is attached as Annexure-B1,Water charge notification is attached as Annexure-B2.

(Petitioner)

परिमल पीयूष/PARIMAL PIYUSH
अपर महाप्रबन्धक (वाणिज्यिक)
Addl. General Manager (Commercial)
एन टी पी सी लिमिटेड/NTPC LIMITED
EOC, A-8A, Sector-24, Noida-201301 (U.P.)

PART-I

FORM- 20

Details of Statutory Charges

Name of the Petitioner	NTPC Limited		
Name of the Generating Station	Unchahar Stage-IV		
Particulars	Unit Rate	No of Units	Amount Claimed
Electricity Duty and Cess (Total)	Nil		
Water Cess			

(Petitioner)

परिमल पीयूष/PARIMAL PIYUSH
अपर महाप्रबन्धक (वाणिज्यिक)
Addl. General Manager (Commercial)
एन टी पी सी लिमिटेड/NTPC LIMITED
EOC, A-8A, Sector-24, Noida-201301 (U.P.)

PART-I
FORM- N

Calculation of Interest on Normative Loan

Name of the Company :	NTPC Limited
Name of the Power Station :	Unchahar Stage-IV

(Amount in Rs Lakh)

S. No.	Particulars	Existing 2018-19	2019-20	2020-21	2021-22	2022-23	2023-24
1	2	3	4	5	6	7	8
1	Gross Normative loan – Opening	1,68,669.18	1,78,108.32	1,67,014.15	1,89,859.63	1,95,522.11	2,01,453.35
2	Cumulative repayment of Normative loan up to previous year	6,400.36	19,612.13	33,482.26	47,771.42	62,454.57	77,531.21
3	**Net Normative loan – Opening**	1,62,268.82	1,58,496.18	1,53,521.89	1,42,088.21	1,33,067.54	1,23,922.15
4	Add: Increase due to addition during the year / period	4810.53	3,517.97	2,758.47	3,156.98	2,394.74	15,421.43
5	Less: Decrease due to de-capitalisation during the year / period	-42.31	159.69	190.52	24.58	139.87	201.75
6	Less: Decrease due to reversal during the year / period						
7	Add: Increase due to discharges during the year / period	4670.92	5547.56	277.53	2530.09	3676.37	683.23
8	Less: Repayment of Loan	13214.78	13,904.58	14,323.43	14,686.96	15,127.27	15,941.17
8A	Repayment Adj- Decap	3.01	24.45	44.28	3.61	50.64	88.41
9	**Net Normative loan - Closing**	1,58,496.18	1,53,521.89	1,42,088.21	1,33,067.54	1,23,922.15	1,23,972.29
10	**Average Normative loan**	1,60,382.50	1,56,009.04	1,47,805.05	1,37,577.88	1,28,494.84	1,23,947.22
11	Weighted average rate of interest	6.784	6.825	6.423	6.356	6.473	6.529
12	**Interest on Loan**	**10880.35**	**10647.06**	**9492.80**	**8745.12**	**8317.02**	**8092.10**

(Petitioner)

परिमल पीयूष/PARIMAL PIYUSH
अपर महाप्रबन्धक (वाणिज्यिक)
Addl. General Manager (Commercial)
एन टी पी सी लिमिटेड/NTPC LIMITED
EOC, A-8A, Sector-24, Noida-201301 (U.P.)

Details of decapitalization during 2019-20							PART-I FORM-I Amount in Lacs
Name of the Petitioner			NTPC Ltd				
Name of the Generating Station			Unchahar, Stage-IV				
Station COD			30.09.2017				
For Financial Year			2019-20				
S.N	Name of the Asset	Nature of de-capitalization (whether claimed under exclusion or as additional capital expenditure)	Value of the Asset de-capitalised as per Note 2	Ind AS Adj.	Original Value of the Asset Capitalised, As per IGAAP ignoring carring cost adjustment i.e. on Gross Basis	Year Put to use	Depreciation recovered till date of decapitalization
A.	Decapitalization - Part of capital cost						
A.1	Decap of Spares						
1	Capital Spares	Claimed under add cap	175.19		175.19	As on COD	18.77
	Subtotal- Decap of Spares		175.19	-	175.19		
A.1	Decap of MBOA						
1	EDP, WP Machines, SATCOM	Claimed under add cap	51.77	1.17	52.95	As on COD	5.67
Subtotal- Decap of MBOA			51.77	1.17	52.95		5.67
Grand Total of Decap of assets in 2019-20 (A + B)			226.96	1.17	228.13		24.45
							(Petitioner)

परिमल पीयूष/PARIMAL PIYUSH
अपर महाप्रबन्धक (वाणिज्यिक)
Addl. General Manager (Commercial)
एन टी पी सी लिमिटेड/NTPC LIMITED
ECC, A-8A, Sector-24, Noida-201301 (U.P.)

Details of decapitalization during 2019-20							PART-I FORM- I Amount in Lacs
Name of the Petitioner			NTPC Ltd				
Name of the Generating Station			Unchahar, Stage-IV				
Station COD			30.06.2017				
For Financial Year			2020-21				
S.N	Name of the Asset	Nature of de-capitalization (whether claimed under exclusion or as additional capital expenditure)	Value of the Asset de-capitalised as per Note 2	Ind AS Adj.	Original Value of the Asset Capitalised, As per IGAAP ignoring carring cost adjustment i.e, on Gross Basis	Year Put to use	Depreciation recovered till date of decapitalization
A.	Decapitalization - Part of capital cost						
A.1	Decap of Spares						
1	Capital Spares	Claimed under add cap	249.00		249.00	As on COD	48.51
	Subtotal- Decap of Spares		249.00	-	249.00		
A.1	Decap of MBOA						
1	EDP, WP Machines, SATCOM	Claimed under add cap	22.50	0.68	23.18	As on COD	3.77
Subtotal- Decap of MBOA			22.50	0.68	23.18		3.77
Grand Total of Decap of assets in 2019-20 (A + B)			271.50	0.68	272.17		44.28
							(Petitioner)

परिमल पीयूष/PARIMAL PIYUSH
अपर महाप्रबन्धक (वाणिज्यिक)
Addl. General Manager (Commercial)
एन टी पी सी लिमिटेड/NTPC LIMITED
EOC, A-8A, Sector-24, Noida-201301 (U.P.)

Details of decapitalization during 2021-22

PART-I
FORM- I
Amount in Lacs

Name of the Petitioner	NTPC Ltd
Name of the Generating Station	Unchahar, Stage-IV
Station COD	30.09.2017
For Financial Year	2021-22

S.N	Name of the Asset	Nature of de-capitalization (whether claimed under exclusion or as additional capital expenditure)	Value of the Asset de-capitalised as per Note 2	Ind AS Adj.	Original Value of the Asset Capitalised, As per IGAAP ignoring carrying cost adjustment i.e. on Gross Basis	Year Put to use	Depreciation recovered till date of decapitalization
A.	Decapitalization - Part of capital cost						
A.1	Decap of Spares						
1	Capital Spares	Claimed under add cap	35.12		35.12	As on COD	3.81
	Subtotal- Decap of Spares		35.12	-	35.12		
Grand Total of Decap of assets in 2019-20 (A + B)			35.12	-	35.12		3.81

(Petitioner)

परिमल पीयूष/PARIMAL PIYUSH
अपर महाप्रबन्धक (वाणिज्यिक)
Addl. General Manager (Commercial)
एन टी पी सी लिमिटेड/NTPC LIMITED
EOC, A-8A, Sector-24, Noida-201301 (U.P.)

Details of decapitalization during 2021-22

PART-I
FORM- I
Amount in Lacs

Name of the Petitioner	NTPC Ltd
Name of the Generating Station	Unchahar, Stage-IV
Station COD	30.09.2017
For Financial Year	2022-23

S.N.	Name of the Asset	Nature of de-capitalization (whether claimed under exclusion or as additional capital expenditure)	Value of the Asset de-capitalised as per Note 2	Ind AS Adj.	Original Value of the Asset Capitalised, As per IGAAP ignoring corring cost adjustment i.e. on Gross Basis	Year Put to use	Depreciation recovered till date of decapitalization
A.	**Decapitalization - Part of capital cost**						
A.1	**Decap of Spares**						
1	Capital Spares	Claimed under add cap	84.65		84.65	As on COD	21.45
	Subtotal- Decap of Spares		**84.65**	-	**84.65**		-
A.2	**Decap of MBOA**						
1	Furniture and Fixtures	Claimed under add cap	0.43		0.43	As on COD	0.11
2	Other Office Equipments	Claimed under add cap	0.26		0.26	As on COD	0.07
3	EDP, WP Machines, SATCOM	Claimed under add cap	113.84	0.64	114.48	As on COD	29.01
Subtotal- Decap of MBOA			**114.52**	**0.64**	**115.17**		29.19
A.3	**Decap of Overhauling: Ind AS Adjustment:**						
1	ASH HANDLING SYSTEM OH st 4	Claimed under Exclusion	60.59	(60.59)	-	NA	
2	C&I SYSTEMS OH st 4	Claimed under Exclusion	114.84	(114.84)	-		
3	ELECTRICAL SYSTEM OH st 4	Claimed under Exclusion	184.96	(184.96)	-		
4	MAJOR O/H & INSPECTION-SG	Claimed under Exclusion	1,065.68	(1,065.68)	-		
5	OFFSITE SYSTEM OH st 4	Claimed under Exclusion	3.48	(3.48)	-		
Subtotal- Decap of OH			**1,429.54**	**(1,429.54)**			
TOTAL Decap			**1,628.71**	**(1,428.90)**	**199.82**		

परिमल पीयूष/PARIMAL PIYUSH
अपर महाप्रबन्धक (वाणिज्यिक)
Addl. General Manager (Commercial)
एन टी पी सी लिमिटेड/NTPC LIMITED
EOC, A-8A, Sector-24, Noida-201301 (U.P.)

Details of decapitalization during 2021-22

PART-I
FORM- I
Amount in Lacs

Name of the Petitioner	NTPC Ltd
Name of the Generating Station	Unchahar, Stage-IV
Station COD	30.09.2017
For Financial Year	2023-24

S.N	Name of the Asset	Nature of de-capitalization (whether claimed under exclusion or as additional capital expenditure)	Value of the Asset de-capitalised as per Note 2	Ind AS Adj.	Original Value of the Asset Capitalised, As per IGAAP ignoring carring cost adjustment i.e. on Gross Basis	Year Put to use	Depreciation recovered till date of decapitalization
A.	Decapitalization - Part of capital cost						
A.1	Decap of Spares						
1	Capital Spares	Claimed under add cap	197.96		197.96	As on COD	60.72
	Subtotal- Decap of Spares		197.96	-	197.96		
A.2	Decap of MBOA						
1	Furniture and Fixtures	Claimed under add cap	0.41		0.41	As on COD	0.13
2	EDP, WP Machines, SATCOM		61.45	1.21	62.67	As on COD	19.23
3			27.17	-	27.17	2018-19	8.34
Subtotal- Decap of MBOA			89.06	1.21	90.26		27.69
A.3	Decap of Overhauling: Ind AS Adjustment						
1	BOILER & AUX SYSTEM OH UNIT 6	Claimed under Exclusion	360.66	(360.66)	-	NA	
2	TURBINE AUXILARIES OH of 4 UNIT 6	Claimed under Exclusion	336.61	(336.61)	-		
Subtotal- Decap of OH			697.49	(697.49)			
TOTAL Decap			984.49	(696.27)	288.22		

परिमल पीयूष/PARIMAL PIYUSH
अपर महाप्रबन्धक (वाणिज्यिक)
Addl. General Manager (Commercial)
एन टी पी सी लिमिटेड/NTPC LIMITED
EOC, A-8A, Sector-24, Noida-201301 (U.P.)

PART-I

Form -J

Summary of Gross Block reconciliation

Name of the Petitioner		NTPC Ltd.				
Name of the Generating Station		Unchahar, Stage-IV				
COD		30.09.2017				
						Amt in Rs Lacs
Sl No	Particular	2019-20	2020-21	2021-22	2022-23	2023-24
1	**Closing Gross Block as per IND AS**	**4,57,177.57**	**4,67,147.58**	**4,76,444.56**	**5,21,858.87**	**5,57,767.21**
2	**Add: cummulative Ind AS Adustment (breakup given below)**	**2,10,005.34**	**2,08,104.44**	**2,08,665.42**	**2,07,446.81**	**2,05,080.37**
	Adjustment of accumulated depreciation as on 1.4.2015	2,21,070	2,21,070	2,21,070	2,21,070	2,21,070
	Less: Cumulative Gross block adjustment with regard to Acc. Dep for decapitalisation	3,083	3,180	3,665	5,475	6,277
	Less: Cumulative capital overhauling/major inspection capitalised out of revenue	9,749	11,553	14,177	18,383	21,307
	Add: Cumulative Decapitalisation of capital Overhauling	1,907.18	1,907.18	5,478.15	10,375.40	11,734.50
	Less: spares capitalised out of inventory system circular 126	352	352	352	352	352
	Less: spares capitalised out of inventory system circular 146	-	-	-	-	-
	Less: Cumulative Capitalisation of PV of Future minimum lease obligation in Lease hold land	-	-	-	-	-
	Less: Cumulative Unwinding expenses Capitalised	1,506.16	1,506.16	1,506.16	1,506.84	1,506.84
	Add: Cumulative Vendor Discounting	1,088.20	1,088.20	1,088.20	1,089.02	1,089.02
	Add: Borrowing cost adj due to change in interest rate (EIR)	-	-	-	-	-
	Add/Less: Any other Adj in PPE due to IND AS implementation	278	278	278	278	278
	Cumulative Capital spares Capitalsed	351.6709443	351.6709443	351.6709443	351.6709443	351.6709443
3	**Closing Gross Block as per IGAAP**	**6,67,182.91**	**6,75,252.02**	**6,85,009.98**	**7,29,305.68**	**7,62,847.58**
4	**Opening Gross Block as per IND AS**	**4,39,538.68**	**4,57,177.57**	**4,67,147.58**	**4,76,444.56**	**5,21,858.87**
5	**Add: Cummulative Ind AS Adustment (breakup given below)**	**2,10,125**	**2,10,005**	**2,08,104**	**2,08,565**	**2,07,447**
	Adjustment of accumulated depreciation as on 1.4.2015	2,21,070	2,21,070	2,21,070	2,21,070	2,21,070
	Less:Cumulative Gross block adjustment with regard to Acc. Dep for decapitalisation	2,858	3,083	3,180	3,665	5,475
	Less: Cumulative capital overhauling/major inspection capitalised out of revenue	8,148	9,749	11,553	14,177	18,383
	Add: Cumulative Decapitalisation of capital Overhauling	-	1,907	1,907	5,478	10,375
	Less: spares capitalised out of inventory system circular 126	352	352	352	352	352
	Less: spares capitalised out of inventory system circular 146	-	-	-	-	-
	Less: Cumulative Capitalisation of PV of Future minimum lease obligation in Lease hold land	-	-	-	-	-
	Less: Cumulative Unwinding expenses Capitalised	1,506	1,506	1,506	1,506	1,507
	Add: Cumulative Vendor Discounting	1,088	1,088	1,088	1,088	1,089
	Add: Cumulative Borrowing cost adj due to change in interest rate (EIR)	-	-	-	-	-

परिमल पीयूष/PARIMAL PIYUSH
अपर महाप्रबंधक (वाणिज्यिक)
Addl. General Manager (Commercial)
एन टी पी सी लिमिटेड/NTPC LIMITED
EDC, A&A, Sector-24, Noida-201301 (U.P.)

PART-I

Form -J

Summary of Gross Block reconciliation

Name of the Petitioner		NTPC Ltd.				
Name of the Generating Station		Unchahar, Stage-IV				
COD		30.09.2017				
						Amt in Rs Lacs
Sl No	Particular	2019-20	2020-21	2021-22	2022-23	2023-24
	Add/Less: Any other Adj in PPE due to IND AS implementation	278	278	278	278	278
	Cumulative Capital spares Capitalised	352	352	352	352	352
6	Opening Gross Block as per IGAAP	6,49,663.97	6,67,182.91	6,75,252.02	6,85,009.98	7,29,305.68
7	Total Additions as per books (G = 3 - 6)	17,518.94	8,069.11	9,757.97	44,295.69	33,541.90
8A	Addition as per IGAAP corresponding to Unchahar-I	3,753.19	3,488.73	2,330.41	1,755.15	4,224
8B	Addition as per IGAAP corresponding to Unchahar-II	3,853.05	1,411.08	438.33	-266	380
8C	Addition as per IGAAP corresponding to Unchahar-III	-8.85	136.22	1,148.48	278	313
8D	Addition as per IGAAP corresponding to Unchahar Solar	4.56	3.66	-	-	-212
9	Net Additions pertaining to instant project/Unit/Stage	9,916.99	3,029.41	5,840.76	42,528.64	28,835.86
10	Less: Exclusions (items not allowable / not claimed)	3,401.76	-1,082.73	1,058.39	39,089	1,612
11	Net Additional Capital Expenditure Claimed (on accrual basis)	6,515.23	4,112.13	4,782.37	3,439.78	27,223.37
12	Less: Un-discharged Liabilities (as per IGAAP)	1,717.68	443.64	307.52	219	5,481
13	Add: Discharges of un-discharged liabilities, corresponding to admitted assets/works (as per IGAAP)	7,925	396.47	3,614.41	5,251.96	976
14	Net Additional Capital Expenditure Claimed (on cash basis)	12,722.62	4,064.97	8,089.26	8,473.21	22,718.43

(Petitioner)

परिमल पीयूष/PARIMAL PIYUSH
अपर महाप्रबन्धक (वाणिज्यिक)
Addl. General Manager (Commercial)
एन टी पी सी लिमिटेड/NTPC LIMITED
EOC, A-8A, Sector-24, Noida-201301 (U.P.)

Statement showing items/assets/works claimed under Exclusions

PART-I
FORM- 6
Amount in Lacs

Name of the Petitioner	NTPC Ltd.
Name of the Generating Station	Singrauli, Stage-IV
COD	30.09.2017
For Financial Year	2019-20

Sl. No.	Head of Work / Equipment	ACE Claimed under Exclusion						Justification
		Accrual basis as per Note 2	Ind AS Adj.	Accrual Basis as per IGAAP	Undischarged Liability included in col. 3	Cash basis	IDC included in col. 3	
(1)	(2)	(3)	(3A)	3B = 3+3A	(4)	5= (3B-4)	(6)	(7)
B.1	Inter Unit Transfers							
a	Furniture & Fixtures							As per practice, the Hon'ble Commission is not considering the inter unit transfers for tariff, hence kept under exclusion.
i	To EoC	(0.09)		(0.09)		(0.09)		
b	EDP, WP Machines, SATCOM			-		-		
i	To EoC	(3.38)		(3.38)		(3.38)		
	Subtotal	(3.47)	-	(3.47)	-	(3.47)		
B2	Loan FERV	3,405.23	-	3,405.23		3,405.23		As per CERC regulation,NTPC is entitled to strictly claim ERV on Foreign Currency Loans from beneficiaries. Therefore, FERV has been kept under exclusion
	Total Exclusion	3,401.76	-	3,401.76	-	3,401.76		

(Petitioner)

परिमल पीयूष/PARIMAL PIYUSH
अपर महाप्रबंधक (वाणिज्यिक)
Addl. General Manager (Commercial)
एन टी पी सी लिमिटेड/NTPC LIMITED
EOC, A-8A, Sector-24, Noida-201301 (U.P.)

Statement showing items/assets/works claimed under Exclusions

PART-I
FORM- 9
Amount in Lacs

Name of the Petitioner	NTPC Ltd.
Name of the Generating Station	Unchahar, Stage-IV
COD	30.09.2017
For Financial Year	2020-21

Sl. No.	Head of Work / Equipment	ACE Claimed under Exclusion						Justification
		Accrual basis as per Note 2	Ind AS Adj.	Accrual Basis as per IGAAP	Undischarged Liability included in col. 3	Cash basis	IDC included in col. 3	
[1]	[2]	(3)	(3A)	3B = 3+3A	(4)	5= (3B-4)	(6)	[7]
B.11	Inter Unit Transfers							As per practice, the Hon'ble Commission is not considering the inter unit transfers for tariff, hence kept under exclusion.
a.	ESP, WP Machines, SATCOM			-		-		
i.	To ESC	(8.03)	(0.15)	(8.18)		(8.18)		
	Subtotal	(8.03)	(0.15)	(8.18)	-	(8.18)		
B3	Loan FERV	(1,076.59)	-	(1,076.59)	-	(1,076.59)		As per CERC regulation, NTPC is entitled to directly claim FERV on Foreign Currency Loans from beneficiaries. Therefore, FERV has been kept under exclusion.
	Total Exclusion	(1,082.57)	(0.15)	(1,082.73)	-	(1,082.70)		

(Petitioner)

परिमल पीयूष/PARIMAL PIYUSH
अपर महाप्रबन्धक (वाणिज्यिक)
Addl. General Manager (Commercial)
एन टी पी सी लिमिटेड/NTPC LIMITED
EOC, A-8A, Sector-24, Noida-201301 (U.P.)

Statement showing Items/assets/works claimed under Exclusions

PART-I
FORM- 8
Amount in Lacs

Name of the Petitioner	NTPC Ltd.
Name of the Generating Station	Unchahar, Stage-IV
COD	30.09.2017
For Financial Year	2021-22

Sl. No.	Head of Work / Equipment	ACE Claimed under Exclusion						Justification
		Accrual basis as per Note 2	Ind AS Adj.	Accrual Basis as per IGAAP	Undischarged Liability included in col. 3	Cash basis	IDC included in col. 3	
(1)	(2)	(3)	(3A)	3B = 3+3A	(4)	5= (3B-4)	(6)	(7)
B.1	Inter Unit Transfers							
a	EDP, WP Machines, SATCOM			-		-		As per practice, the Hon'ble Commission is not considering the inter unit transfers for tariff. Hence kept under exclusion
1	To EoC	(3.42)	(0.04)	(3.46)		(3.46)		
2	P&M From Rihand	3.91		3.91		3.91		
Subtotal		0.48	(0.04)	0.48	-	0.48		
B.2	Capital O/H (Adjustment)	1,000	(1,000)	-	-	-		Capitalisation due to change in accounting practice. Therefore, kept under exclusion
B.3	Loan FERV	1,057.94	-	1,057.94	-	1,057.94		As per CERC regulation,NTPC is entitled to directly claim ERV on Foreign Currency Loans from beneficiaries. Therefore, FERV has been kept under exclusion.
	Total Exclusion	2,117.03	(1,058.84)	1,058.39	-	1,058.39		

(Petitioner)

परिमल पीयूष/PARIMAL PIYUSH
अपर महाप्रबंधक (वाणिज्यिक)
Addl. General Manager (Commercial)
एन टी पी सी लिमिटेड/NTPC LIMITED
EOC, A-8A, Sector-24, Noida-201301 (U.P.)

Statement showing items/assets/works claimed under Exclusions

PART-I
FORM- K
Amount in Lacs

Name of the Petitioner	NTPC Ltd.
Name of the Generating Station	Unchahar, Stage-IV
COD	30.08.2017
For Financial Year	2022-23

Sl. No.	Head of Work / Equipment	ACE Claimed under Exclusion						Justification
		Accrual basis as per Note 2	Ind AS Adj.	Accrual Basis as per IGAAP	Undischarged Liability included in col. 3	Cash basis	IDC included in col. 3	
(1)	(2)	(3)	(3A)	3S = 3+3A	(4)	5= (3S-4)	(6)	(7)
B.1	Items Not Claimed							As per tariff Regulations 2019, Capitalisation towards ECS works has to be claimed in separate Petition for determination of Supplementary Tariff towards ECS System., Therefore Kept under exclusion in the present Petition. Hon'ble Commission may be pleased to allow the same under exclusion.
1	FOD Capitalisation	36,073.19	-	36,073.19	3,888.23	32,184.06	808.22	
	SubTotal	36,073.19	-	36,073.19	3,888.23	32,184.06		
B.2	Inter Unit Transfers							
a	Furniture & Fixtures							
1	From Bilhaur	0.83	0.13	0.85		0.83		
b	Hospital Equipments							
1	From Bilhaur	6.16	-	6.16	-	6.16		As per practice, the Hon'ble Commission is not considering the inter unit transfers for tariff, hence kept under exclusion.
c	Spares							
1	From TTPS	7.24	-	7.24	-	7.24		
	Subtotal	13.82	0.13	14.06	-	14.06		
B3	Loan ERV	3,001.82	-	3,001.82	-	3,001.82		As per CERC regulation,NTPC is entitled to directly claim ERV on Foreign Currency Loans from beneficiaries. Therefore, FERV has been
B4	Adjustments							
1	Capitalisation of GH	2.75	(2.75)	-		-		Capitalisation due to change in accounting particular. Therefore, kept under exclusion.
2	Decapitalisation of GH	(1,429.54)	1,429.54	-		-		
	Sub Total	(1,426.79)	1,426.79	-	-	-		
B5	Others							
1	Strengthening of Peripheral Road at Arkha Ash Dyke	165.78	-	165.78	21.08	144.75		The work is being funded through Ash utilisation Fund,hence kept under exclusion.
2	Ash Related expenses Transferred to Ash Fund	(165.78)		(165.78)		(165.78)		
	Total Exclusion	37,881.96	1,426.91	38,088.86	3,909.27	35,178.60	-	

परिमल पीयूष/PARIMAL PIYUSH
अपर महाप्रबन्धक (वाणिज्यिक)
Addl. General Manager (Commercial)
एन टी पी सी लिमिटेड/NTPC LIMITED
EOC, A-8A, Sector-24, Noida-201301 (U.P.)

(Petitioner)

Statement showing items/assets/works claimed under Exclusions								PART-I FORM- X Amount in Lacs
Name of the Petitioner		NTPC Ltd.						
Name of the Generating Station		Unchahar, Stage IV						
COD		30.09.2017						
For Financial Year		2023-24						
Sl. No.	Head of Work / Equipment	ACE Claimed under Exclusion						Justification
		Accrual basis as per Note 2	Ind AS Adj.	Accrual Basis as per IGAAP	Undischarged Liability included in col. 3	Cash basis	IDC included in col. 3	
(1)	(2)	(3)	(3A)	3B = 3+3A	(4)	5=(3B-4)	(6)	(7)
B1	Items Not Claimed							
1	FGD Works	1,058.10	-	1,058.10	9.88	1,048.23	-	As per tariff Regulations 2019, Capitalization towards ECS works has to be claimed in separate Petition for determination of Supplementary Tariff towards ECS System., Therefore kept under exclusion in the present Petition. Hon'ble Commission may be pleased to allow the same under exclusion
	Sub Total	1,058.10	-	1,058.10	9.88	1,048.23	-	
B2	Inter Unit Transfers							
1	Spares to Vindhyachal	(11.40)	-	(11.40)	-	(11.40)	-	As per practice, the Hon'ble Commission is not considering the inter unit transfers for tariff, hence kept under exclusion
2	Furniture & Fixtures to EOC	(0.30)	-	(0.30)	-	(0.30)		
3	EDP, WP Machines & SATCOM Equipment TO Barauni	(0.52)	(0.01)	(0.52)	-	(0.52)		
	Sub Total	(12.21)	(0.01)	(12.22)	-	(12.22)	-	
B3	Loan ERV	566.61	-	566.61		566.61	-	As per CERC regulation NTPC is entitled to directly claim ERV on Foreign Currency Loans from beneficiaries. Therefore, FERV has been kept under exclusion.
B4	Adjustments	-	-	-	-	-	-	
1	Capitalisation of OH	1,409.99	(1,409.99)	-	-	-	-	Commission due to change in accounting practice. Therefore, kept under exclusion.
2	Decapitalisation of OH	(697.40)	697.40	-	-	-	-	
	Sub Total	712.47	(712.47)	-	-	-	-	
B5	Others	-	-	-	-	-	-	
1	Strengthening of Peripheral Road at Arkha Ash Dyke	0.53	-	0.53	-	0.53	-	This work is being funded through Ash utilisation Fund hence kept under exclusion
2	Ash Related expenses Transferred to Ash Fund	(0.53)	-	(0.53)	-	(0.53)	-	
	Sub Total	-	-	-	-	-	-	

परिमल पीयूष/PARIMAL PIYUSH
अपर महाप्रबन्धक (वाणिज्यिक)
Addl. General Manager (Commercial)
एन टी पी सी लिमिटेड/NTPC LIMITED
EOC, A-8A, Sector-24, Noida-201301 (U.P.)

Statement showing Items/assets/works claimed under Exclusions								PART-I FORM- K Amount in Lacs
Name of the Petitioner			NTPC Ltd.					
Name of the Generating Station			Unchahar, Stage-IV					
COD			30.09.2017					
For Financial Year			2023-24					
DS	Change in Asset Class	-	-	-	-	-	-	Capitalization and decapitalisation due to change in asset classification as per accounting practice. Not impact on cash basis is nil. Therefore, kept under exclusion.
1	Other Office Equipments	53.53	-	53.53	-	53.53	-	
2	EDP, WP Machines & SATCOM Equipment	(57.37)	-	(57.37)	-	(57.37)	-	
3	Communication Equipment	3.84	-	3.84	-	3.84	-	
	Sub Total	0.00	-	0.00	-	0.00	-	
	Total Exclusion	2,324.97	(712.48)	1,612.49	9.88	1,602.52	-	

(Petitioner)

परिमल पीयूष/PARIMAL PIYUSH
Asst. General Manager (Commercial)
एन. टी. पी. सी. लिमिटेड/NTPC LIMITED
Sector-24, Noida-201301 (U.P.)

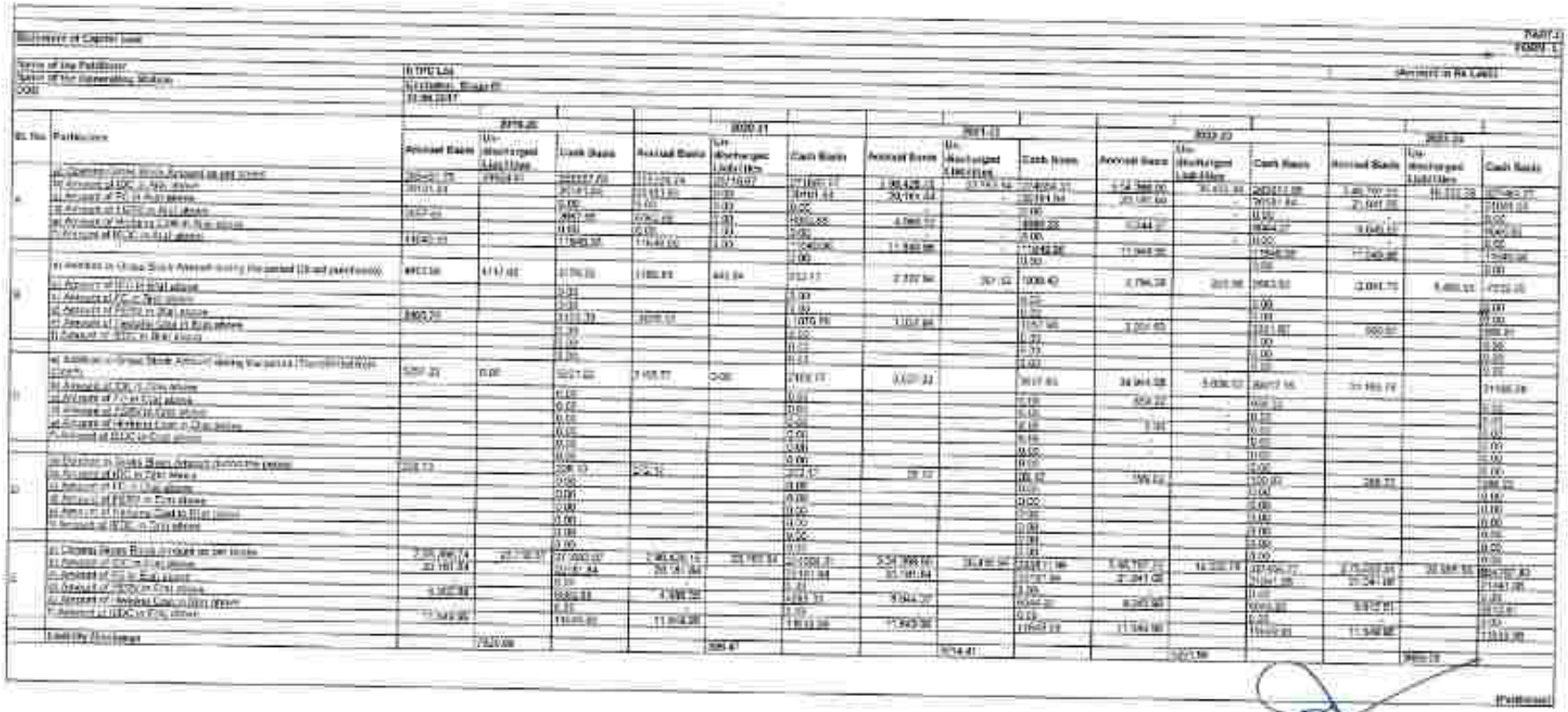

Statement of Capital Cost

PART-I
FORM-5

Name of the Petitioner: NTPC Ltd
Name of the Generating Station: Kudgi STPP (Stage-I)
COD: 31.08.2017

(Amount in Rs Lakh)

Sl. No.	Particulars	2019-20			2020-21			2021-22			2022-23			2023-24		
		Annual Basis	Un-discharged Liabilities	Cash Basis	Annual Basis	Un-discharged Liabilities	Cash Basis	Annual Basis	Un-discharged Liabilities	Cash Basis	Annual Basis	Un-discharged Liabilities	Cash Basis	Annual Basis	Un-discharged Liabilities	Cash Basis
A	a) Opening Gross Block Amount as per books	2944475.75	47854.61	2944475.75	3111476.19	20719.07	3111476.19	3180426.13	23163.14	3180426.13	3214604.57	30433.44	3214604.57	3241997.08	30433.44	3241997.08
	b) Amount of IDC in A(i) above	28101.84		28101.84	33153.01	0.00	33153.01	29191.84		29191.84	30191.84		30191.84	31191.84		31191.84
	c) Amount of FC in A(i) above			0.00	0.00	0.00	0.00	0.00		0.00	0.00		0.00	0.00		0.00
	d) Amount of FERV in A(i) above	1827.00		4867.48	4794.48	0.00	4794.48	4794.48		4794.48	4794.48		4794.48	4794.48		4794.48
	e) Amount of Hedging Cost in A(i) above			0.00	0.00	0.00	0.00	0.00		0.00	0.00		0.00	0.00		0.00
	f) Amount of IEDC in A(i) above	11340.91		11340.91	11340.91	0.00	11340.91	11340.91		11340.91	11340.91		11340.91	11340.91		11340.91
B	a) Additions in Gross Block Amount during the period (Cash basis)	4803.56	673.46	3176.72	11680.89	443.24	7212.17	2707.96	207.32	1009.40	2784.28	207.32	3063.60	2381.72	5.00	4722.22
	b) Amount of IDC in B(i) above			0.00			0.00			0.00			0.00			0.00
	c) Amount of FC in B(i) above			0.00			0.00			0.00			0.00			0.00
	d) Amount of FERV in B(i) above	3803.77		1113.39	3009.37		1070.76	1107.96		1107.96	2291.65		2291.65	990.87		990.87
	e) Amount of Hedging Cost in B(i) above			0.00			0.00			0.00			0.00			0.00
	f) Amount of IEDC in B(i) above			0.00			0.00			0.00			0.00			0.00
C	a) Addition in Gross Block Amount during the period (Transfer from work in progress)	5397.33	0.00	5021.60	3105.77	0.00	2169.77	3437.33		3437.33	34944.58	5836.12	40877.16	31169.79		31169.79
	b) Amount of IDC in C(i) above			0.00			0.00			0.00	0.00		0.00			0.00
	c) Amount of FC in C(i) above			0.00			0.00			0.00	974.22		974.22			0.00
	d) Amount of FERV in C(i) above			0.00			0.00			0.00	0.00		0.00			0.00
	e) Amount of Hedging Cost in C(i) above			0.00			0.00			0.00	0.00		0.00			0.00
	f) Amount of IEDC in C(i) above			0.00			0.00			0.00	0.00		0.00			0.00
D	a) Deletion in Gross Block Amount during the period	288.73		288.73	826.73		826.73	39.32		39.32	196.52		196.52	288.73		288.73
	b) Amount of IDC in D(i) above			0.00			0.00			0.00	0.00		0.00			0.00
	c) Amount of FC in D(i) above			0.00			0.00			0.00	0.00		0.00			0.00
	d) Amount of FERV in D(i) above			0.00			0.00			0.00	0.00		0.00			0.00
	e) Amount of Hedging Cost in D(i) above			0.00			0.00			0.00	0.00		0.00			0.00
	f) Amount of IEDC in D(i) above			0.00			0.00			0.00	0.00		0.00			0.00
E	a) Closing Gross Block as per books	2955890.14	48528.07	2951890.14	3124855.12	20162.31	3124855.12	3183094.94	23370.46	3183094.94	3248187.98	36269.76	3248187.98	3273378.07	30438.44	3273378.07
	b) Amount of IDC in E(i) above	28101.84		28101.84	33153.01		33153.01	29191.84		29191.84	31241.06		31241.06	31241.06		31241.06
	c) Amount of FC in E(i) above	0.00		0.00	0.00		0.00	0.00		0.00	0.00		0.00	0.00		0.00
	d) Amount of FERV in E(i) above	5630.77		5630.77	7804.85		5865.24	9044.27		9044.27	9240.00		9240.00	5917.61		5917.61
	e) Amount of Hedging Cost in E(i) above	0.00		0.00	0.00		0.00	0.00		0.00	0.00		0.00	0.00		0.00
	f) Amount of IEDC in E(i) above	11340.91		11340.91	11340.91		11340.91	11340.91		11340.91	11340.91		11340.91	11340.91		11340.91
	Less: By Discharge		7670.68			306.87			9714.41			1307.99			3660.19	

(Petitioner)

परिमल पीयूष/PARIMAL PIYUSH
अपर महाप्रबंधक (वाणिज्यिक)
Addl. General Manager (Commercial)
एन टी पी सी लिमिटेड/NTPC LIMITED
EOC, A-8A, Sector-24, Noida-201301 (U.P.)

PART-I
FORM-6

Statement of Capital Works in Progress

Name of the Petitioner: NTPC Ltd.
Name of the Generating Station: Unchahar, Stage-IV
COD: 29.03.2017

(Amount in Rs Lakh)

Sr. No.	Particulars	2019-20 Accrual Basis	2019-20 Un-discharged Liabilities	2019-20 Cash Basis	2020-21 Accrual Basis	2020-21 Un-discharged Liabilities	2020-21 Cash Basis	2021-22 Accrual Basis	2021-22 Un-discharged Liabilities	2021-22 Cash Basis	2022-23 Accrual Basis	2022-23 Un-discharged Liabilities	2022-23 Cash Basis	2023-24 Accrual Basis	2023-24 Un-discharged Liabilities	2023-24 Cash Basis
A	(a) Opening CWIP as per books	17,619.27	4,334.01	9,085.14	30,238.43	5,392.21	15,583.58	49,612.76	14,599.80	24,833.61	54,198.63	9,824.23	45,015.19	28,301.47	4,709.83	20,096.77
	(b) Amount of IDC in A(a) above				50.40	-	12.40	278.73		220.73	1,826.09		3,668.00	2,244.33		2,244.33
	(c) Amount of FC in A(a) above															
	(d) Amount of FERV in A(a) above															
	(e) Amount of Hedging Cost in A(a) above													57.33		57.33
	(f) Amount of IEDC in A(a) above															
B	(a) Additions in CWIP during the period	13,970.28	5,515.48	17,021.80	35,500.08	7,742.91	18,877.34	5,113.01	945.46	5,119.21	13,447.36	1,662.37	8,994.73	12,412.31	1,155.11	
	(b) Amount of IDC in B(a) above	50.40		59.93	174.33		170.33	5,096.36		1,665.36	1,777.46		1,777.46	210.39		
	(c) Amount of FC in B(a) above															
	(d) Amount of FERV in B(a) above															
	(e) Amount of Hedging Cost in B(a) above										57.33		57.33	0.00		
	(f) Amount of IEDC in B(a) above															
C	(a) Transferred to Gross Block Account during the period	9,291.22		7,230.22	3,168.77		2,168.77	3,627.83		3,627.83						
	(b) Amount of IDC in C(a) above										28,244.09	1,830.83	30,017.18	31,165.78		
	(c) Amount of FC in C(a) above										559.22		559.22			
	(d) Amount of FERV in C(a) above															
	(e) Amount of Hedging Cost in C(a) above										0.00		0.00			
	(f) Amount of IEDC in C(a) above															
D	(a) Deletion in CWIP during the period															
	(b) Amount of IDC in D(a) above															
	(c) Amount of FC in D(a) above															
	(d) Amount of FERV in D(a) above															
	(e) Amount of Hedging Cost in D(a) above															
	(f) Amount of IEDC in D(a) above															
E	(a) Closing CWIP as per books	31,539.41	9,386.21	10,940.22	62,082.75	13,563.58	34,013.81	54,726.83	5,645.33	45,370.19	25,381.62	4,116.80	23,376.77	8,246.49	1,933.11	4,716.34
	(b) Amount of IDC in E(a) above	50.40		59.93	224.73		224.73	1,374.01		1,886.09	3,344.71		3,344.71	2,454.72		2,454.72
	(c) Amount of FC in E(a) above															
	(d) Amount of FERV in E(a) above															
	(e) Amount of Hedging Cost in E(a) above										57.33		57.33	57.33		57.33
	(f) Amount of IEDC in E(a) above															
	Liability Discharge		3,196			1,181			8,217			2,138			4,866	

Petitioner

परिमल पीयूष/PARIMAL PIYUSH
अपर महाप्रबन्धक (वाणिज्यिक)
Addl. General Manager (Commercial)
एन टी पी सी लिमिटेड/NTPC LIMITED
EOC, A-8A, Sector-24, Noida-201301 (U.P.)

PART 1
FORM- O

Calculation of Interest on Working Capital

Name of the Company :	NTPC Limited
Name of the Power Station :	Unchahar Stage-IV

(Amount in Rs Lakh)

S. No.	Particulars	Existing 2018-19	2019-20	2020-21	2021-22	2022-23	2023-24
1	2	3	4	5	6	7	8
1	Cost of Coal/Lignite	14,894.37	13415.65	15712.08	13254.38	14925.27	22031.55
2	Cost of Main Secondary Fuel Oil	114.64	161.87	172.28	127.20	195.07	244.18
3	Fuel Cost						
4	Liquid Fuel Stock						
5	O & M Expenses	856.60	1152.05	1177.92	1179.92	1240.20	1276.32
6	Maintenance Spares	2,055.85	2764.93	2827.01	2831.81	2976.49	3063.17
7	Receivables	24,278.14	19263.25	21389.81	19041.47	20791.51	27720.66
8	Total Working Capital	42199.60	36757.75	41279.11	36434.79	40128.53	54335.88
9	Rate of Interest	12.6000	12.0500	11.2500	10.5000	10.5000	12.0000
10	**Interest on Working Capital**	**5317.15**	**4429.31**	**4643.90**	**3825.65**	**4213.50**	**6520.31**

Petitioner

परिमल पीयूष/PARIMAL PIYUSH
अपर महाप्रबन्धक (वाणिज्यिक)
Addl. General Manager (Commercial)
एन टी पी सी लिमिटेड/NTPC LIMITED
EOC, A-8A, Sector-24, Noida-201301 (U.P.)

	Name of the Publisher		NTPC Ltd							Form-5
	Name of the Generating Station		Unchahar, Stage-IV							In Rupees
	Station COD		30.09.2017							
	For Financial Year		2019-20 Onwards							
S. No.	Name of the Party	Name of the work	Year of creation of liability capitalised in Gross Block	Remark	Undischarged liabilities relating to GB 31.03.2019	Liability to additional capitalisation for 2019-20 as per annexure IB-column 8	Discharge during the year 2019-20		Total discharge	Undischarged liabilities relating to GB 31.03.2020
							By payment	By Reversal		
4) For assets eligible for normal RoE										
1	NEW JAI BHARAT CONSTRUCTION	Const. cstdn. of shed for Ash Brick plant Machine No-4 at Ash brick plant (PKG 026/2440)	2019-17	Allowed	1,88,114				-	1,88,114
2	KHERY INDIA LIMITED	Supply, Erection & Commissioning of Pit Less Economic in Motion Weigh Bridge (185/2133)	2019-17	Allowed	-				-	-
3	A R SINGH CONST CO	Widening and strengthening of punching road from emergency gate to reference tunnel	2017-18	Allowed	75,506		72,454		72,454	3,052
4	UPL Limited	STORE SHED	2014-15	Allowed	13,90,939		13,70,111		13,70,111	20,300
5	BARA BUILDERS	Internal Electrification & Lighting of Stores sheds & Office building(stage-IV) (PKG NO - 021/2022)	2017-18	Allowed	30,329				-	30,329
6	NBPPL	Main plant Civil work-SG	2017-18	Allowed	12,27,38,964	2,81,37,540				10,06,60,334
7	NBPPL	Main plant Civil work-TG	2017-18	Allowed	12,23,33,146	2,81,36,148				10,04,83,138
8	NBPPL	OFFSITE CIVIL UNIT 8	2017-18	Allowed	12,37,40,851		2,33,11,384		2,33,11,384	9,75,82,457
9	Tilesh Enterprises	Boundary Wall	2017-18	Allowed	26,57,945		57,310		57,310	26,00,136
10	NBPPL	HC & VENTILATION SYSTEM UNIT 8	2017-18	Allowed	98,74,072		98,74,072		98,74,072	-
11	NBPPL	ASH HANDLING PLANT- UNIT 8	2017-18	Allowed	11,07,65,228		24,25,984		24,25,984	10,83,39,243
12	NBPPL	CSI SYSTEM - UNIT 8	2017-18	Allowed	5,98,31,533		1,94,05,031		1,94,05,031	4,04,30,391
13	NBPPL	COOLING TOWER- UNIT 8	2017-18	Allowed	5,73,17,651		1,38,97,187		1,38,97,187	4,34,50,454
14	NBPPL	CW SYSTEM AND MISC PUMPS- UNIT 8	2017-18	Allowed	1,20,08,028	74,32,557				1,34,51,141
15	NBPPL	CM PLANT- UNIT 8	2017-18	Allowed	40,79,765	93,00,630			-	1,06,29,396
16	NBPPL	ELECT EQUIPMENT & CABLING- UNIT 8	2017-18	Allowed	16,39,37,030	1,44,17,969			-	17,83,54,200
17	NBPPL	FIRE DETECTION & PROTECTION SYSTEM- UNIT 8	2017-18	Allowed	3,26,35,818	8,32,210			-	3,35,18,130

परिमल पीयूष/PARIMAL PIYUSH
अपर महाप्रबन्धक (वाणिज्यिक)
Addl. General Manager (Commercial)
एन टी पी सी लिमिटेड/NTPC LIMITED
EOC, A-8A, Sector-24, Noida-201301 (U.P.)

										Form-5
	Name of the Petitioner		NTPC Ltd							In Rupees
	Name of the Generating Station		Unchahar, Stage-IV							
	Station COD		30.09.2017							
	For Financial Year		2019-20 Onwards							
S. No.	Name of the Party	Name of the work	Year of creation of liability capitalised in Gross Block	Remark	Undischarged liabilities relating to DE 31.03.2019	liability in additional capitalisation for 2019-20 as per annexure-III column 9	Discharge during the year 2019-20		Total discharge	Undischarged liabilities relating to DE 31.03.2020
							By payment	By Reversal		
15	NBPPL	STEAM GENERATOR UNIT 6	2017-18	Allowed	1,05,17,49,063		24,66,66,510			80,50,82,553
16	NBPPL	STATION TURBO UNIT 6	2017-18	Allowed	1,33,07,367	87,08,500			29,83,04,712	3,11,00,961
17	NBPPL	SWITCHYARD UNIT 6	2017-18	Allowed	8,89,54,514		6,47,14,552		6,47,14,552	2,42,39,962
18	NBPPL	TURBINE GENERATOR UNIT 6	2017-18	Allowed	53,63,68,753		1,21,94,210		1,21,94,210	52,41,87,813
19	NBPPL	TRANSFORMER- UNIT 6	2017-18	Allowed	8,15,86,860	-				8,15,86,860
20	NBPPL	Mini steel fabrication work	2017-18	Allowed	19,16,38,220		17,62,49,633		17,62,38,565	1,53,87,152
21	NBPPL	STATION LIGHTING- UNIT 6	2017-18	Allowed	1,01,31,720	21,364				1,01,53,084
22	NBPPL	Chimney	2017-18	Allowed	5,72,45,074	132,94,677				4,39,77,151
23	NBPPL	Electric fitting chimney	2017-18	Allowed	11,87,30,191		10,87,83,191		10,87,83,191	-
24	DLW	Locomotives	2017-18	Allowed	0					0
25	HPTL	400 KV LILO CONNECTION	2017-18	Allowed	15,94,11,294		9,77,21,819		9,77,21,819	11,28,83,778
26	MSCM-16-17	MSCM-16-17	2018-19	Allowed	1,30,01,473		1,30,43,997		1,30,43,997	29,77,415
27	Spare 16-17	Spare 16-17	2018-19	Allowed	1,91,01,694		1,24,56,174		1,86,78,174	53,71,822
28	SHREE CONSTRUCTION CO.	RAISING OF R.RINGANY WAL	2019-20	Claimed		3,50,043			-	3,50,043
29	Vikram Pottery	SPECIAL 19-20	2019-20	Claimed		6,31,080			-	6,31,080
30	Vikram Pottery	Spare 19-20	2019-20	Claimed		17,963			-	17,963
31	Vikram Pottery	SPECIAL 20-21	2020-21	Claimed					-	-
32	Vikram Pottery	Spares 20-21	2020-21	Claimed					-	-
33		FIRST RAISING OF ASH/YA EMBANKMENT	2021-22	Claimed					-	-
34		Roof Top solar on different buildings of Stage-I	2021-22	Claimed					-	-

परिमल पीयूष/PARIMAL PIYUSH
अपर महाप्रबन्धक (वाणिज्यिक)
Addl. General Manager (Commercial)
एन टी पी सी लिमिटेड/NTPC LIMITED
ECC, A-9A, Sector-24, Noida-201301 (U.P.)

	Name of the Petitioner		NTPC Ltd								Form-6
	Name of the Generating Station		Dadri(Th), Stage-II								In Rupees
	Station COD		30.09.2017								
	For Financial Year		2019-20 Onwards								
S. No	Name of the Party	Name of the work	Year of creation of liability capitalised in Gross Block	Remark	Undischarged liability relating to DB 31.03.2019	Liability in additional capitalisation for 2019-20 as per annexure-III column 9	Discharge during the year 2019-20		Total Discharge	Undischarged liabilities relating to DB 31.03.2020
							By payment	By Reversal		
39		Automatic Dynamic Control SYSTEM	2021-22	Claimed					-	-
40		ELECTRO WINCH 5 TON CAPACITY	2021-22	Claimed					-	-
41	Various Parties	Demineralization Plant	2021-22	Claimed					-	-
42	Various Parties	Misc(e.g. P. S)	2021-22	Claimed					-	-
43		Roads 21-22	2021-22	Claimed					-	-
44		Pedestrial Pathway of Stadium at PSL TPP Dadri(Th)	2022-23	Claimed					-	-
45		Strengthening of Peripheral Road at Ankur Ash Site	2022-23	Not Claimed					-	-
46		FIRE DETECTION & PROTECTION SYSTEM UNIT 6	2020-21	Claimed					-	-
47		FGD ST 6	2022-23	Not Claimed					-	-
48	Various Parties	WDOAS 22-23	2022-23	Claimed					-	-
49	Various Parties	Roads 22-23	2022-23	Claimed					-	-
		EPC Package-GHP								
		EPC Package-Railway siding								
		Building - Township								
		Sewage Treatment Plant								
		MISC(e.g. P. S)								
		Roads 23-24								
(a) For assets eligible for RoE at weighted average rate of interest on loan										
NIL										
			Total		2,39,24,01,432	17,17,55,450	(6,26,76,654)	-	75,93,86,954	2,37,15,97,932
			Cumulative Total		2,39,24,01,432	17,17,55,450	(6,26,76,654)	-	75,93,86,954	2,37,15,97,932

परिमल पीयूष/PARIMAL PIYUSH
अपर महाप्रबन्धक (वाणिज्यिक)
Addl. General Manager (Commercial)
एन टी पी सी लिमिटेड/NTPC LIMITED
EOC, A-8A, Sector-24, Noida-201301 (U.P.)

	Name of the Petitioner		NTPC Ltd						Form-9
	Name of the Generating Station		Unchahar, Stage-IV						(i) Rupees
	Station COD		30.09.2017						
	For Period of Year		2019-20 Onwards						
S. No.	Name of the Parts	Name of the work	Year of creation of Asset/ Year considered in Gross Block	Remark	Liability on additional capitalisation for 2020-21 as per annexure III-actuals II	Discharge during the year 2020-21		Total Discharge	Undischarged liabilities relating to GR 31.03.2021
						By payment	By Revenue		
a) For assets eligible for normal RoE									
1	NEW JAI BHARAT CONSTRUCTION	Construction of boiler fan with Brick plant Mundra Unit at Ash brick plant UNIT-IV (SN:2448)	2016-17	Allowed				-	1,98,114
2	HARRY INDIA LIMITED	Supply, Erection & Commissioning of Chlorine Electrolyzer at Water Weigh Bridge (SN:2733)	2016-17	Allowed				-	-
3	A.R.SINGH CONST.CO	Widening and strengthening of existing road from workgrounds gate to staircase building.	2017-18	Allowed				-	3,652
4	UPL Limited	STORE SHED	2014-15	Allowed				-	33,606
5	SAAK BUILDERS	Internal Electrification & Lighting at Shaft shed & Office building(Bldg.- V, PRC NO.- 021/CC2)	2017-18	Allowed				-	90,000
6	NSPPL	Main plant Lighting-SG	2017-18	Allowed		97,17,477		97,17,477	11,71,24,427
7	NSPPL	Main plant Lighting-TG	2017-18	Allowed				-	10,01,03,333
8	NSPPL	OFFSITE CIVIL- UNIT 6	2017-18	Allowed				-	9,73,81,457
9	Sharda Engineers	Gasifier shed	2017-18	Allowed	1,96,416			-	27,61,345
10	NSPPL	AC & VENTILATION SYSTEM-UNIT 6	2017-18	Allowed				-	-
11	NSPPL	ASH HANDLING PLANT- UNIT 6	2017-18	Allowed		32,33,000		32,33,000	10,03,78,175
12	NSPPL	C&I SYSTEM - UNIT 6	2017-18	Allowed		77,60,000		77,60,000	5,29,40,975
13	NSPPL	COOLING TOWER- UNIT 6	2017-18	Allowed				-	4,34,95,525
14	NSPPL	CW SYSTEM AND RESERVOIRS- UNIT 6	2017-18	Allowed	3,19,220			-	2,04,05,651
15	NSPPL	DM PLANT- UNIT 6	2017-18	Allowed	24,32,116			-	1,96,58,565
16	NSPPL	ELECT EQUIPMENT & CABLING- UNIT 6	2017-18	Allowed				-	17,80,34,290
17	NSPPL	FIRE DETECTION & PROTECTION SYSTEM UNIT 6	2017-18	Allowed	47,15,425			-	2,82,13,550

परिमल पीयूष/PARIMAL PIYUSH
अपर महाप्रबन्धक (वाणिज्यिक)
Addl. General Manager (Commercial)
एन टी पी सी लिमिटेड/NTPC LIMITED
EOC, A-8A, Sector-24, Noida-201301 (U.P.)

	Name of the Petitioner		NTPC Ltd						Form-B
	Name of the Generating Station		Unchahar, Stage-IV						In Rupees
	Station COD		10.09.2017						
	For Financial Year		2019-20 Onwards						
S. No.	Name of the Party	Name of the work	Year of creation of liability capitalised in Gross Block	Remarks	Liability in additional capitalisation for 2020-21 as per annexure-ID-column 9	Discharge during the year 2020-21		Total discharge	Undischarged liabilities relating to GB 31.03.2021
						By payment	By Reversal		
18	NBPPL	STEAM GENERATORS- UNIT 8	2017-18	Allowed	1,33,10,534			-	20,43,90,485
19	NBPPL	STATION PIPING- UNIT 8	2017-18	Allowed	32,01,370			-	2,83,07,083
20	NBPPL	SWITCHYARD- UNIT 8	2017-18	Allowed		7,38,037		7,38,037	2,34,48,555
21	NBPPL	TURBINE GENERATOR UNIT 8	2017-18	Allowed	7,11,212			-	33,49,56,061
22	NBPPL	TRANSFORMER- UNIT 8	2017-18	Allowed				-	8,15,56,960
23	NBPPL	Well point structure work	2017-18	Allowed				-	1,53,97,102
24	NBPPL	STATION LIGHTING- UNIT 8	2017-18	Allowed	31,32,485			-	1,39,35,589
25	NBPPL	Chimney	2017-18	Allowed				-	6,36,07,161
26	NBPPL	Electro plant precipitator	2017-18	Allowed				-	-
27	DLW	Locomotives	2017-18	Allowed				-	0
28	NBPPL	CHP INTER CONNECTION	2017-18	Allowed		1,45,12,998		1,45,12,998	9,79,70,777
29	MBDA 18-19	MBDA 18-19	2018-19	Allowed		25,52,737		25,52,737	13,74,279
30	Spare 18-19	Spare 18-19	2018-19	Allowed		39,57,331		39,57,331	13,04,480
31	SHEBU CONSTRUCTION CO	RAISING OF BOUNDARY WALL	2019-20	Claimed		3,28,449		3,28,449	38,395
32	Various Parties	MBDA 19-20	2019-20	Claimed		3,74,840		3,74,840	2,75,150
33	Various Parties	Spare 19-20	2019-20	Claimed				-	17,680
34	Various Parties	MBDA 20-21	2020-21	Claimed	13,58,338			-	13,58,338
35	Various Parties	Spare 20-21	2020-21	Claimed	1,23,06,328			-	1,23,06,328
36		FIRST RAISING OF ARKHA ASH DYKE	2021-22	Claimed				-	-
37		Roof Top solar on different buildings of Stage 4	2021-22	Claimed				-	-

परिमल पीयूष/PARIMAL PIYUSH
अपर महाप्रबन्धक (वाणिज्यिक)
Addl. General Manager (Commercial)
एन टी पी सी लिमिटेड/NTPC LIMITED
EOC, A-8A, Sector-24, Noida-201301 (U.P.)

	Name of the Petitioner		NTPC Ltd						Form-5
	Name of the Generating Station		Unchahar, Stage-IV						In Rupees
	Station COD		30.03.2017						
	For Financial Year		2019-20 Onwards						
S. No.	Name of the Party	Name of the work	Year of creation of liability capitalised in Gross Block	Remarks	Liability in additional capitalisation for 2020-21 as per Annexure IB-column 9	Discharge during the year 2020-21		Total discharge	Undischarged liabilities relating to GB 31.03.2021
						By payment	By Revenue		
38		Automatic Generation Control SYSTEM	2021-22	Claimed				-	-
39		ELECTRIC WINCH 5 TON CAPACITY	2021-22	Claimed				-	-
40		Electrolytic Plant	2021-22	Claimed				-	-
41	Various Parties	MBOAs 21-22	2021-22	Claimed				-	-
42	Various Parties	Spare 21-22	2021-22	Claimed				-	-
43		Peripheral Pathway at Stadium at FGUCHP Township	2022-23	Claimed				-	-
44		Strengthening of Peripheral Road at Aisne Ash Dyke	2022-23	Not Claimed				-	-
45		FIRE DETECTION & PROTECTION SYSTEM UNIT 5	2022-23	Claimed				-	-
46		ACC ST 4	2022-23	Not Claimed				-	-
47	Various Parties	MBOAs 22-23	2022-23	Claimed				-	-
48	Various Parties	Spare 22-23	2022-23	Claimed				-	-
		BPC Passage-CHP							
		BPC Pinnacle-Railway Siding							
		Building -Township							
		Sewage Treatment Plant							
		MBOAs 23-24							
		Spare 23-24							
b) For assets eligible for RoE at weightage average rate of interest on loan									
NIL									
			Total		4,45,63,332	3,96,47,197	-	3,96,47,197	2,37,63,84,227
			Claimed/Allowed		4,45,63,332	3,96,47,197	-	3,96,47,197	2,37,63,84,227

परिमल पीयूष/PARIMAL PIYUSH
अपर महाप्रबन्धक (वाणिज्यिक)
Addl. General Manager (Commercial)
एन टी पी सी लिमिटेड/NTPC LIMITED
EOC, A-8A, Sector-24, Noida-201301 (U.P.)

	Name of the Petitioner		NTPC Ltd						Form 8
	Name of the Generating Station		Unchahar, Stage-IV						in Rupee
	Station Code		26.00.2017						
	For Financial Year		2019-20 Onwards						
S. No.	Name of the Party	Name of the work	Year of creation of liability capitalized in Gross Block	Remark	Entry of additional capitalization for 2021-22 as per remarks at column 5	Demurrage money for year 2021-22		Total demurrage	Unrecovered liabilities relating to COD 31.03.2022
						By payment	By Reversal		
a) For assets eligible for normal RoE									
1	NEW JAI BHARAT CONSTRUCTION	Construction of shed for 5th Brick plant Machine No.4 at Jari brick plant (PS2 0800048)	2016-17	Allowed				-	1,66,114
2	AVEES INDIA LIMITED	Supply, Erection & Commissioning of Pollution Electronic Indicator Weigh Bridge (3450733)	2016-17	Allowed				-	-
3	A A SINGH CONST CO	Widening and strengthening of (outside) road from emergency gate to autobreak turning	2017-18	Allowed				-	2,282
4	UPL URSHA	STORE SHED	2014-15	Allowed				-	91,556
5	BABA BUILDERS	Internal Electrification & Lighting of Boiler Utility & Office Building(Stage-IV) (PS2 003 - 021 0033)	2017-18	Allowed				-	93,929
6	NBPPL	Main plant Civil work etc	2017-18	Allowed		17,31,54,457		17,31,54,457	-
7	NBPPL	Main plant Civil work-TG	2017-18	Allowed		52,45,834		52,45,834	17,32,17,991
8	NBPPL	OFFSITE CIVIL UNIT-5	2017-18	Allowed		9,85,79,574		9,85,79,574	4,19,02,883
9	Lloyd Insulation	Boundary Wall	2017-18	Allowed				-	17,61,743
10	NBPPL	HVAC & VENTILATION SYSTEM UNIT-5	2017-18	Allowed				-	-
11	NBPPL	ASH HANDLING PLANT UNIT-5	2017-18	Allowed		1,39,39,555		1,39,39,555	9,22,44,013
12	NBPPL	CW SYSTEM - UNIT-5	2017-18	Allowed		19,61,080		19,61,080	3,66,79,650
13	NBPPL	COOLING TOWER- UNIT-5	2017-18	Allowed		12,97,411		12,97,411	4,21,89,973
14	NBPPL	CW SYSTEM AND MISC PUMPS- UNIT-5	2017-18	Allowed				-	2,64,26,481
15	NBPPL	DM PLANT- UNIT-5	2017-18	Allowed				-	1,35,16,565
16	NBPPL	FLYGT EQUIPMENT & CABLING- UNIT-5	2017-18	Allowed				-	17,83,34,280
17	NBPPL	FIRE DETECTION & PROTECTION SYSTEM-UNIT-5	2017-18	Allowed		48,04,289		48,04,289	3,30,06,914

परिमल पीयुष/PARIMAL PIYUSH
अपर महाप्रबंधक (वाणिज्यिक)
Addl. General Manager (Commercial)
एन टी पी सी लिमिटेड/NTPC LIMITED
EOC, A-8A, Sector-24, Noida-201301 (U.P.)

	Name of the Petitioner		NTPC Ltd						Form-5
	Name of the Generating Station		Lohardaga Stage-II						in Rupees
	Station COD		30.06.2017						
	For Financial Year		2019-20 Onwards						
S. No	Name of the Party	Name of the work	Year of creation of liability capitalized in Gross Block	Remark	Liability in addition/ capitalization for 2021-22 as per annexure-5(a)-(a)(i) & 5	Discharge during the year 2021-22		Total discharge	Undischarged liabilities relating to GBS as on 31.03.2022
						By payment	By Reversal		
14	NBPPL	STEAM GENERATOR UNIT 2	2017-18	Allowed		1,87,21,995		1,87,21,995	28,05,38,290
15	NBPPL	STATION PIPING UNIT 2	2017-18	Allowed				-	3,83,27,093
16	NBPPL	SWITCHYARD UNIT 2	2017-18	Allowed		8,30,899		8,30,899	7,76,15,669
17	NBPPL	TURBINE GENERATOR UNIT 2	2017-18	Allowed		48,22,817		48,22,817	38,01,76,279
18	NBPPL	TRANSFORMER UNIT 2	2017-18	Allowed		1,69,67,329		1,69,67,329	4,71,89,033
19	NBPPL	Main plant Electrical work	2017-18	Allowed		1,33,97,132		1,33,97,132	0
20	NBPPL	6 ACDN LIGHTING UNIT 2	2017-18	Allowed		1,39,576		1,39,576	1,37,99,856
21	NBPPL	Chimney	2017-18	Allowed		4,39,97,191		4,39,97,191	-
22	NBPPL	Plasma make set Edible	2017-18	Allowed				-	-
23	DLW	Locomotive	2017-18	Allowed				-	0
24	NBPPL	CHP INTER CONNECTION	2017-18	Allowed		1,94,462		1,94,462	9,78,16,315
25	NBPPL 18-19	ESP#2A 18-19	2018-19	Allowed				-	13,74,879
26	Spare 18-19	Spare 18-19	2018-19	Allowed				-	13,84,493
27	SHREE CONSTRUCTION CO	FASSING OF BOUNDARY WALL	2018-19	Claimed				-	30,994
28	Various Parties	ESP#2A 19-20	2019-20	Claimed				-	4,72,187
29	Various Parties	Spare 19-20	2019-20	Claimed				-	17,863
30	Various Parties	NBPPL 20-21	2020-21	Claimed				-	13,84,892
31	Various Parties	Spare 20-21	2020-21	Claimed				-	4,23,49,328
32		FIRST INSTALL OF ASCON ASH SILO	2021-22	Claimed	55,60,251			-	55,60,251
33		Roof Top work on different buildings of Stage-II	2021-22	Claimed	33,32,661			-	33,32,661



परिमल पीयूष/PARIMAL PIYUSH
अपर महाप्रबंधक (वाणिज्यिक)
Addl. General Manager (Commercial)
एन टी पी सी लिमिटेड/NTPC LIMITED
EOC, A-8A, Sector-24, Noida-201301 (U.P.)

	Name of the Petitioner		NTPC Ltd						Form-5
	Name of the Generating Station		Unchahar Stage-II						In Rupees
	Station COD		30.09.2017						
	For Financial Year		2019-20 Onwards						
S. No	Name of the Party	Name of the work	Year of creation of Assets capitalised in Gross Block	Remark	Update in addition or capitalisation for 2021-22 as per annexure 5(a) col no 9	Discharge during the year 2021-22		Then discharge	Under charges falling due relating to DR till 31.03.2022
						By payment	By Reversal		
38		Automatic Detection System (ADS) for	2021-22	Claimed	7,43,276			-	7,43,276
39		ELECTRIC WINCH 5 TON CAPACITY	2021-22	Claimed	1,93,499			-	1,93,499
40		Transformation Part	2021-22	Claimed	4,47,224			-	4,47,224
41	Various Parties	MRDA) 21-22	2021-22	Claimed	19,67,858			-	19,67,858
42	Various Parties	Spare 21-22	2021-22	Claimed	1,99,60,796			-	1,99,60,796
43		Pondhaur Pathway up Station of PGITPF Township	2020-21	Claimed				-	-
44		Strengthening of Portion of Road in Katha Ash Dyke	2022-23	Not Claimed				-	-
45		FIRE DETECTION A PROTECTION SYSTEM-UNIT 5	2022-23	Claimed				-	-
46		PSD ST 4	2022-23	Not Claimed				-	-
47	Various Parties	MRDA) 22-23	2022-23	Claimed				-	-
48	Various Parties	Spare 22-23	2022-23	Claimed				-	-
		EPC Package CHP							
		EPC Package-Railway Office							
		Rubber - Township							
		Sewage Treatment Plant							
		MRDA 23-24							
		Spare 23-24							
4) For assets eligible for NoE at weighted average rate of interest on loan									
-NIL-									
			Total		1,37,51,564	35,14,41,038	-	35,14,41,038	2,04,96,94,893
			Carried forward		1,37,51,564	35,14,41,038	-	35,14,41,038	2,04,96,94,893

परिमल पीयूष/PARIMAL PIYUSH
अपर महाप्रबंधक (वाणिज्यिक)
Addl. General Manager (Commercial)
एन टी पी सी लिमिटेड/NTPC LIMITED
EQC, A-8A, Sector-24, Noida-201301 (U.P.)

	Name of the Petitioner		NTPC Ltd						Form-5
	Name of the Generating Station		Mauda Stage-II						In Rupees
	Station COD		30.09.2017						
	For Financial Year		2019-20 Onwards						
S. no.	Name of the Party	Name of the work	Year of creation of liability capitalized in Gross Block	Remark	Liability in addl cap capitalization for 2019-20 as per annexure 5/ column 5	Discharge during the year 2022-23		Total discharge	Unliquidated liabilities relating to 08.31.03.2023
						By payment	By Reversal		
a) For assets eligible for normal RoE									
1	NEW JAI BHARAT CONSTRUCTION	Construction of shed for ash Brick plant Mauda at Ash brick plant (PKG 2362445)	2016-17	Allowed				-	1,58,114
2	AVERY INDIA LIMITED	Supply, Erection & Commissioning of PI-Less Electronic Axle Motor Weigh Bridge (5453773)	2016-17	Allowed				-	-
3	A R SINGH CONST CO	Widening and strengthening of existing road from emergency gate to substore building.	2017-18	Allowed		3,052		3,052	-
4	UPL Limited	STORE SHED	2014-15	Allowed		88,508		20,038	-
5	BABA BUILDERS	Internal Electrification & Lighting of Stores wash & Office building (Stage-IV) (PKG NO.- 5213023)	2017-18	Allowed				-	66,829
6	NBPPL	Main plant Civil work-TG	2017-18	Allowed					
7	NBPPL	Main plant Civil work-TG	2017-18	Allowed		2,84,30,329		2,84,30,329	11,96,47,377
8	NBPPL	OFFSITE Civil - UNIT 6	2017-18	Allowed		1,22,315		1,22,315	4,89,90,568
9	Satish Enterprises	Boundary Wall	2017-18	Allowed				-	27,61,340
10	NBPPL	AC & VENTILATION SYSTEM UNIT 6	2017-18	Allowed				-	-
11	NBPPL	ASH HANDLING PLANT - UNIT 6	2017-18	Allowed		29,60,229		31,86,200	5,98,94,377
12	NBPPL	C&I SYSTEM - UNIT 6	2017-18	Allowed		2,16,34,336		2,16,34,336	80,45,500
13	NBPPL	COOLING TOWER - UNIT 6	2017-18	Allowed				-	4,21,01,373
14	NBPPL	DG SYSTEM AND WHC PUMPS- UNIT 6	2017-18	Allowed				-	2,24,93,481
15	NBPPL	DM PLANT - UNIT 6	2017-18	Allowed				-	1,30,08,788
16	NBPPL	FLEET EQUIPMENT & CABLING - UNIT 6	2017-18	Allowed		5,19,58,936		5,19,58,936	13,94,35,334
17	NBPPL	FIRE DETECTION & PROTECTION SYSTEM UNIT 6	2017-18	Allowed				-	9,35,00,974

परिमल पीयूष/PARIMAL PIYUSH
अपर महाप्रबन्धक (वाणिज्यिक)
Addl. General Manager (Commercial)
एन टी पी सी लिमिटेड/NTPC LIMITED
EOC, A-8A, Sector-24, Noida-201301 (U.P.)

	Name of the Petitioner		NTPC Ltd						Form-5
	Name of the Generating Station		Unchahar, Stage-IV						In Rupees
	Station COD		30.09.2017						
	For Financial Year		2019-20 Onwards						
S. No.	Name of the Party	Name of the work	Year of creation of liability capitalised in Gross Block	Remark	Liability in additional capitalised on 1st 2022-23 as per annexure III column 5	Discharge during the year 2022-23		Excl discharge	Undischarged liabilities relating to GBS as on 30.09
						By payment	By Revenue		
19	NTPC	STEAM GENERATORS, UNIT 6	2017-18	Allowed		24,57,68,766		24,57,68,766	48,98,71,116
19	NTPC	STATION PIPING, UNIT 6	2017-18	Allowed					7,63,07,033
20	NTPC	SWITCHYARD, UNIT 6	2017-18	Allowed		2,62,417		2,62,417	2,71,03,232
21	NTPC	TURBINE GENERATORS, UNIT 6	2017-18	Allowed					38,01,20,274
22	NTPC	TRANSFORMER, UNIT 6	2017-18	Allowed		5,12,81,257		5,12,81,257	100,71,036
23	NTPC	Main plant Electrical work	2017-18	Allowed					0
24	NTPC	STATION LIGHTING, UNIT 6	2017-18	Allowed					1,77,96,813
25	NTPC	Chimney	2017-18	Allowed					
26	NTPC	Electro static precipitator	2017-18	Allowed					
27	D_W	Unclassified	2017-18	Allowed					0
28	NTPC	CHP WTP CONNECTION	2017-18	Allowed		4,17,22,255		4,17,22,255	2,84,94,963
29	MRDA 18-19	MRDA 18-19	2018-19	Allowed		55,630		55,630	13,19,249
30	Repair 18-19	Repair 18-19	2018-19	Allowed					13,84,483
31	Railway CONSTRUCTION CO	RAISING OF BOUNDARY WALL	2019-20	Claimed		30,594		30,594	
32	Various Parties	MRDA 19-20	2019-20	Claimed		60,470		60,470	2,14,660
33	Various Parties	Repair 19-20	2019-20	Claimed					17,665
34	Various Parties	MRDA 20-21	2020-21	Claimed		4,21,679		4,21,679	5,37,220
35	Various Parties	Repair 20-21	2020-21	Claimed		86,55,284		86,55,284	92,50,094
36		FIRST RAISING OF ASHYA ASH DYKE	2021-22	Claimed		59,65,251		59,65,251	
37		Road Tar color on different buildings of Stage 4	2022-23	Claimed					55,32,861

परिमल पीयूष/PARIMAL PIYUSH
अपर महाप्रबन्धक (वाणिज्यिक)
Addl. General Manager (Commercial)
एन टी पी सी लिमिटेड/NTPC LIMITED
EOC, A-8A, Sector-24, Noida-201301 (U.P.)

	Name of the Petitioner		NTPC Ltd						Form-2
	Name of the Generating Station		Lohardaga Stage-IV						In Rupees
	Station COD		30.09.2017						
	For Financial Year		2019-20 Onwards						
S. No	Name of the Party	Name of the work	Year of creation of liability capitalized in Gross Block	Remark	Liability in addl/excl receivables for 2022-23 as per 3rd/4th/5th Amendment	Discharge during the year 2022-23		Total discharge	Undischarged liability pending as on 31.03.2023
						By payment	By Recovery		
38		Automatic Generation Control SYSTEM	2021-22	Claimed				-	7,41,375
39		ELECTRIC WINCH 5 TON CAPACITY	2021-22	Claimed				-	1,90,391
40		Sprinkler system Plant	2021-22	Claimed		2,98,222		2,98,222	1,45,113
41	Various Parties	MBOAs 21-22	2021-22	Claimed		17,13,173		17,13,173	1,54,482
42	Various Parties	Spare 21-22	2021-22	Claimed		172,00,317		172,00,317	5,96,470
43		Peripheral Parkway at Stadium at FOUTAR Township	2022-23	Claimed	1,73,573			-	1,73,573
44		Strengthening of Perimeter Road at White Ash Dyke	2022-23	Not Claimed	21,93,364			-	21,93,364
45		FIRE DETECTION & PROTECTION SYSTEM, UNIT 3	2022-23	Claimed	40,20,550			-	40,20,550
46		TOD 3T 4	2022-23	Not Claimed	56,88,23,297			-	56,88,23,297
47	Various Parties	MBOAs 22-23	2022-23	Claimed	32,00,535			-	32,00,535
48	Various Parties	Spare 22-23	2022-23	Claimed	1,34,58,528			-	1,34,58,528
		EPC Package/SHP							
		EPC Package/Boiler/UHS							
		Building Lumpsum							
		Sewage Treatment Plant							
		MBOAs 23-24							
		Spare 23-24							
50	For assets eligible for ROE at weightage average rate of interest on loan								
100									
			Total		41,27,15,103	12,31,90,992	-	32,51,95,935	1,08,75,77,067
			Claimed/Actuals		2,19,22,924	12,31,90,992	-	32,51,95,935	1,54,23,51,455

परिमल पियुष/PARIMAL PIYUSH
अपर महाप्रबंधक (वाणिज्यिक)
Addl. General Manager (Commercial)
एन टी पी सी लिमिटेड/NTPC LIMITED
EOC, A-8A, Sector-24, Noida-201301 (U.P.)

	Name of the Petitioner		NTPC Ltd						Form-5
	Name of the Generating Station		Lara Stage-II						in Rupees
	Station Code		38 UP STPP						
	For Financial Year		2019-20 Cheque						
S. No.	Name of the Party	Name of the work	Year of creation of liability capitalised in Gross Block	Remark	liability in asset wise capitalization for 2023-24 as per annexure-Disclosure 5	Discharge during the year 2023-24		Total discharge	Undischarged liabilities existing as on 31.03.2024
						By payment	By Reversal		
a) For assets eligible for normal RoE									
1	NEW JAI BHARAT CONSTRUCTION	Construction of shed for Anti Rust shot Machine No-II at Ash brick plant UPRC 0053/HO	2016-17	Allowed				-	1,65,114
2	AVERY INDIA LIMITED	Supply, Erection & Commissioning of Pit Less Platforms in Silicon Weigh Bridge (1612733)	2016-17	Allowed				-	-
3	A R SINGH (CONST CO	Widening and strengthening of pending road from emergency gate to administrative building	2017-18	Allowed				-	-
4	UPL Limited	STORE SHED	2014-15	Allowed				-	-
5	BABA BUILDERS	Internal Electrification & Lighting of Stores sheds & Office buildings(Unit-II) (PRO NO - 0310003)	2017-18	Allowed		60,939		60,939	-
6	NBPPL	Main plant Civil work-SG	2017-18	Allowed	23,637			-	23,637
7	NBPPL	Main plant Civil work-TG	2017-18	Allowed		10,93,429		10,93,429	14,98,33,642
8	NBPPL	OFFSITE CIVIL - UNIT II	2017-18	Allowed		37,47,087		37,47,087	3,31,33,204
9	Dinesh Enterprises	Boundary wall	2017-18	Allowed		33,405		33,405	27,27,941
10	NBPPL	AC & VENTILATION SYSTEM-UNIT II	2017-18	Allowed				-	-
11	NBPPL	ASH HANDLING PLANT - UNIT II	2017-18	Allowed	88,377	61,82,737		61,82,737	5,35,77,018
12	NBPPL	C&I SYSTEM - UNIT II	2017-18	Allowed		32,59,092		32,59,092	58,37,498
13	NBPPL	COOLING TOWER - UNIT II	2017-18	Allowed	12,139			-	4,77,15,512
14	NBPPL	CW SYSTEM AND MISC PUMPS- UNIT II	2017-18	Allowed				-	3,34,99,461
15	NBPPL	DM PLANT - UNIT II	2017-18	Allowed				-	1,30,15,905
16	NBPPL	ELECT EQUIPMENT & CABLING - UNIT II	2017-18	Allowed		1,84,38,527		1,84,38,527	11,90,63,787
17	NBPPL	FIRE DETECTION & PROTECTION SYSTEM UNIT II	2017-18	Allowed		60,49,480		60,49,480	2,58,65,480

परिमल पीयूष/PARIMAL PIYUSH
अपर महाप्रबन्धक (वाणिज्यिक)
Addl. General Manager (Commercial)
एन टी पी सी लिमिटेड/NTPC LIMITED
EOC, A-8A, Sector-24, Noida-201301 (U.P.)

	Name of the Petitioner		NTPC Ltd						Form-8
	Name of the Generating Station		Lucknow, Stage-IV						In Rupees
	Station CDS		30.09.2017						
	For Financial Year		2019-20 Onwards						
S. No	Name of the Party	Name of the work	Year of creation of liability capitalised in Gross Block	Remark	Liability in additional capital relied to 2023-24 as per annexure (Goodyear 8)	Discharge during the year 2023-24		Total discharge	Undischarged liability relating to GB 31.03.2024
						By payment	By Reversal		
14	NEPPL	STEAM GENERATORS- Unit 6	2017-18	Allowed		3,56,46,820		3,56,46,820	45,45,24,818
15	NEPPL	STATION PIPING- UNIT 6	2017-18	Allowed					2,63,67,002
16	NEPPL	SWITCHYARD- UNIT 6	2017-18	Allowed		4,08,922		4,08,922	2,79,47,280
17	NEPPL	TURBINE GENERATOR UNIT 6	2017-18	Allowed				-	38,01,29,274
18	NEPPL	TRANSFORMER- UNIT 6	2017-18	Allowed				-	100,71,038
19	NEPPL	Main plant Structural work	2017-18	Allowed				-	0
20	NEPPL	STATION LIGHTING- UNIT 6	2017-18	Allowed	74,57,864			-	2,12,66,336
21	NEPPL	Chimney	2017-18	Allowed				-	-
22	NEPPL	Electro static precipitator	2017-18	Allowed				-	-
23	CLW	Locomotives	2017-18	Allowed				-	0
24	NEPPL	CHIP INTER CONNECTION	2017-18	Allowed				-	5,03,94,869
25	MBOA 18-19	MBOA 18-19	2018-19	Allowed		10,71,122		10,71,122	2,48,137
26	Spare 18-19	Spare 18-19	2018-19	Allowed				-	13,64,493
27	SHEBU CONSTRUCTION CO	BUILDING OF BOUNDARY WALL	2019-20	Claimed				-	-
28	Various Parties	MBOAs 19-20	2019-20	Claimed				-	7,14,682
29	Various Parties	Spare 19-20	2019-20	Claimed				-	17,863
30	Various Parties	MBOAs 20-21	2020-21	Claimed		18,506		18,506	5,15,720
31	Various Parties	Spares 20-21	2020-21	Claimed		27,779		27,779	16,22,336
32		FIRST RUNING OF ARKHA ASH DYKE	2021-22	Claimed				-	-
33		Roof Top solar on different buildings of Stage 4	2021-22	Claimed				-	33,32,861

परिमल पीयूष/PARIMAL PIYUSH
अपर महाप्रबन्धक (वाणिज्यिक)
Addl. General Manager (Commercial)
एन टी पी सी लिमिटेड/NTPC LIMITED
EOC, A-8A, Sector-24, Noida-201301 (U.P.)

	Name of the Petitioner		NTPC Ltd						Form-B
	Name of the Generating Station		Unchahar, Stage-III						In Rupees
	Station COD		30.09.2017						
	For Financial Year		2019-20 Onwards						
S. No.	Name of the Party	Name of the work	Year of creation of liability capitalised in Gross Block	Remarks	Liability of additional capitalisation for 2023-24 as per annexure (B column 5)	Discharge during the year 2023-24		Total discharge	Undischarged liabilities relating to GB 31.03.2024
						By payment	By Reversal		
38		Automatic Generation Control SYSTEM	2021-22	Claimed	90,984			-	8,56,270
39		ELECTRIC WINCH 5 TON CAPACITY	2021-22	Claimed				-	1,60,388
40		Rechlorination Plant	2021-22	Claimed				-	1,46,111
41	Various Parties	MBOAs 21-22	2021-22	Claimed		13,627		13,627	2,40,526
42	Various Parties	Spare 21-22	2021-22	Claimed		5,25,343		5,25,343	3,14,137
43		Peripheral Pathway of Stadium at FGL-TPP Township	2022-23	Claimed		1,73,873		1,73,873	-
44		Strengthening of Peripheral Road at Arkhe Ash Dyke	2022-23	Not Claimed		21,53,244		21,53,244	-
45		FIRE DETECTION & PROTECTION SYSTEM-UNIT 5	2022-23	Claimed		49,29,969		49,29,969	-
46		PGC-ST 4	2022-23	Not Claimed	9,07,694	29,90,97,997		29,90,97,997	6,37,13,054
47	Various Parties	MBOAs 22-23	2022-23	Claimed		21,35,135		21,35,135	13,56,401
48	Various Parties	Spare 22-23	2022-23	Claimed		1,29,80,813		1,29,80,813	4,78,315
		EPC Package-CHP			47,96,98,319				47,96,98,319
		EPC Package-Railway Loop			20,29,473				20,29,473
		Building -Township			3,82,57,296				3,82,57,296
		Sewage Treatment Plant			1,53,90,635				1,53,90,635
		MBOAs 23-24			1,58,534				1,58,534
		Spare 23-24			47,58,599				47,58,599
b) For assets eligible for RoE at weightage average rate of interest on loan									
Nil									
			Total		54,90,00,407	39,58,04,798	-	39,58,04,798	2,28,95,58,698
			Claimed/Allowed		54,90,97,103	9,78,03,637	-	9,78,03,637	1,46,28,43,032

परिमल पीयूष/PARIMAL PIYUSH
अपर महाप्रबन्धक (वाणिज्यिक)
Addl. General Manager (Commercial)
एन टी पी सी लिमिटेड/NTPC LIMITED
EOC, A-8A, Sector-24, Noida-201301 (U.P.)

PART I
FORM-T

Summary of issue involved in the petition

	Name of the Company :	**NTPC Limited**
	Name of the Power Station :	**Unchahar Stage-IV**
1	**Petitioner:**	**NTPC Limited**
2	**Subject: Revision of tariff after Truing up exercise of Feroze Gandhi Unchahar Thermal Power Station Stage-IV (500 MW) for the period from 01.04.2019 to 31.03.2024**	
3	**Prayer:** i)Approve revised tariff of FGUTPS-IV for the tariff period 2019-24 as per provision of Regulation 13 of Tariff Regulations 2019. ii)Approve supplementary tariff of FGUTPS-IV for the tariff period 2019-24(From ODe to 31.03.2024) as per provision of Regulation 13 of Tariff Regulations 2019. iii)Allow the Petitioner to recover the additional O&M cost for ash transportation. iv)Allow the reimbursement of water charges, capital spares and security expenses for the instant station, as claimed by the Petitioner. v)Pass any other order as it may deem fit in the circumstances mentioned above.	
4	**Name of Respondents**	
	1.Uttar Pradesh Power Corp. Ltd (UPPCL)	
	2.Rajasthan Urja Vikas Nigam Limited (RUVNL)	
	3.Haryana Power Purchase Centre (HPPC)	
	4.Power Development Department (PDD-J&K)	
	5. Electricity Department (Chandigarh)	
	6.Uttarakhand Power Corporation Ltd (UPCL)	

5	**Project Scope : Feroze Gandhi Unchahar Thermal Power Station Stage-IV (5000 MW)**					
	Cost: Approved Capital Cost of Rs 280142.51 Lakh as on 31.03.2024					
	Commissioning : Station COD on 13.02.1992					
	Claim	**2019-20**	**2020-21**	**2021-22**	**2022-23**	**2023-24**
	AFC (in Rs Lakh)	**59,859.86**	**62,741.86**	**60,482.70**	**60,430.67**	**64,388.10**
	Capital cost (in Rs Lakh)	**2,60,801.76**	**2,69,195.56**	**2,75,272.67**	**2,83,553.90**	**2,99,149.72**
	Initial spare (in Rs Lakh)	included in above				
	NAPAF (Gen) (in %)	**85**				
	Any Specific					

परिमल पीयूष/PARIMAL PIYUSH
अपर महाप्रबंधक (वाणिज्यिक)
Addl. General Manager (Commercial)
एन टी पी सी लिमिटेड/NTPC LIMITED
EDC, A-8A, Sector-24, Noida-201301 (U.P.)

ANNEXURE-IA

Sub:Reconciliation of Additional Capitalization with Audited Balance Sheet for the year 2019-20 Unchahar-IV

Name of the Petitioner	NTPC Ltd
Name of the Station	Feroze Gandhi Unchahar Thermal Power Station, Stage-IV

Amount in Rs

Sl	Particular	TOTAL GROSS BLOCK	Unchahar-I	Unchahar-II	Unchahar-III	Unchahar-IV	Solar & 5 Km
1	Closing Gross Block as per Audited Balance Sheet 01.04.2020 (Ind-AS)	45,71,77,56,800	3,18,27,50,694	5,87,04,38,106	6,47,93,94,059	29,54,74,99,494	63,76,74,447
2	Opening Gross Block as per Audited Balance Sheet 31.03.2019 (Ind-AS)	43,95,38,67,852	2,87,09,67,017	5,42,87,27,275	6,46,14,15,447	28,55,56,83,307	63,70,74,806
3	Addition During the Year (2-1) (Ind-AS)	1,76,38,88,948	31,17,83,676	44,17,10,831	1,79,78,612	99,18,16,187	5,99,641
4	Ind-AS Adjustment	-1,19,95,358	6,35,35,047	-5,64,05,551	-1,88,63,865	- 1,17,163	- 1,43,826.94
5	Addition During the Year (3+4) (IGAAP)	1,75,18,93,594	37,53,18,724	38,53,05,280	-8,85,249	99,16,99,025	4,55,814

परिमल पीयूष/PARIMAL PIYUSH
अपर महाप्रबन्धक (वाणिज्यिक)
Addl. General Manager (Commercial)
एन टी पी सी लिमिटेड/NTPC LIMITED
EOC, A-8A, Sector-24, Noida-201301 (U.P.)

ANNEXURE-8A

Sub:Reconciliation of Additional Capitalization with Audited Balance Sheet for the year 2020-21 Unchahar-IV

Name of the Petitioner: NTPC Ltd

Name of the Station: Feroze Gandhi Unchahar Thermal Power Station: Stage-IV

Amount in Rs

Sl	Particular	TOTAL GROSS BLOCK	Unchahar-I	Unchahar-II	Unchahar-III	Unchahar-IV	Solar & 5 Km
1	Closing Gross Block as per Audited Balance Sheet 01.04.2021 (Ind-AS)	46,71,47,56,167	3,52,84,80,529	6,11,61,51,169	6,58,15,72,155	29,85,05,13,620	63,80,40,634
2	Opening Gross Block as per Audited Balance Sheet 31.03.2020 (Ind-AS)	45,71,77,56,800	3,18,27,50,694	5,67,24,38,106	6,47,93,94,059	29,54,74,99,494	63,76,74,447
3	Addition During the Year (2-1) (Ind-AS)	99,70,01,367	34,57,29,896	24,57,13,063	10,21,78,096	30,30,14,125	3,66,187
4	Ind-AS Adjustment	-19,00,90,119	31,43,518	(10,46,04,586)	(3,85,65,665)	(73,388)	-
5	Addition During the Year (3+4) (IGAAP)	80,69,11,247	34,88,73,414	14,11,08,477	1,36,22,431	30,29,40,738	3,66,187

परिमल पीयूष/PARIMAL PIYUSH
अपर महाप्रबन्धक (वाणिज्यिक)
Addl. General Manager (Commercial)
एन टी पी सी लिमिटेड/NTPC LIMITED
EOC, A-8A, Sector-24, Noida-201301 (U.P.)

ANNEXURE-IIIA

Sub:Reconciliation of Additional Capitalization with Audited Balance Sheet for the year 2021-22 Unchahar

Name of the Petitioner	NTPC Limited
Name of the Station	Unchahar Stage-IV

Amount in Rs

Sr. No.	Particular	TOTAL GROSS BLOCK (Rs)	Unchahar-I	Unchahar-II	Unchahar-III	Unchahar-IV	Solar & 5 Km
1	Closing Gross Block as per Audited Balance Sheet 31.03.2021 (Ind-AS)	47,84,44,56,379	3,83,02,28,773	6,04,24,63,475	6,59,32,70,355	30,54,04,53,142	83,80,40,634
2	Opening Gross Block as per Audited Balance Sheet 01.04.2020 (Ind-AS)	46,71,47,58,167	3,52,84,80,589	6,11,61,51,159	6,58,15,72,155	29,85,05,13,520	83,80,40,634
3	Addition During the Year (1-2) (Ind-AS)	92,96,98,212	30,17,48,185	- 7,36,87,694	11695199.4	68,99,39,522	-
4	Ind AS Adjustment	4,60,98,365	- 6,87,07,607	11,75,20,468	103149521.2	- 10,58,64,017	-
5	Addition During the Year (3+4) (IGAAP)	97,57,96,577	23,30,40,577	4,38,32,775	11,48,47,721	58,40,75,505	-

परिमल पीयूष/PARIMAL PIYUSH
अपर महाप्रबंधक (वाणिज्यिक)
Add. General Manager (Commercial)
एन टी पी सी लिमिटेड/NTPC LIMITED
EOC, A-8A, Sector-24, Noida-201301 (U.P.)

ANNEXURE-IVA

Sub:Reconciliation of Additional Capitalization with Audited Balance Sheet for the year 2022-23 Unchahar

Name of the Petitioner	NTPC Limited
Name of the Station	Unchahar Stage-IV

Amount in Rs

Sr. No.	Particular	TOTAL GROSS BLOCK (Rs)	Unchahar-I	Unchahar-II	Unchahar-III	Unchahar-IV	Solar & 5 Km
1	Closing Gross Block as per Audited Balance Sheet 31.03.2022 (Ind-AS)	52,18,58,87,364	4,15,07,13,892	8,12,45,32,837	6,62,19,24,256	34,65,06,75,745	63,80,40,634
2	Opening Gross Block as per Audited Balance Sheet 01.04.2021 (Ind-AS)	47,64,44,56,379	3,83,02,28,773	6,04,24,63,476	6,59,32,70,355	30,54,04,53,142	63,80,40,634
3	Addition During the Year (1-2) (Ind-AS)	4,54,14,30,985	32,04,85,119	8,20,69,361	2,86,53,901.37	4,11,02,22,603.41	
4	Ind-AS Adjustment	-11,18,61,503	-14,49,69,879	-10,87,16,082	-8,17,373.96	14,26,41,812.43	
5	Addition During the Year (3+4) (IGAAP)	4,42,95,69,482	17,55,15,240	-2,66,46,701	2,78,36,527	4,25,28,64,416	

परिमल पीयूष/PARIMAL PIYUSH
अपर महाप्रबन्धक (वाणिज्यिक)
Addl. General Manager (Commercial)
एन टी पी सी लिमिटेड/NTPC LIMITED
EDC, A-8A, Sector-24, Noida-201301 (U.P.)

ANNEXURE-VA

Sub:Reconciliation of Additional Capitalization with Audited Balance Sheet for the year 2022-23 Unchahar

Name of the Petitioner	NTPC Limited
Name of the Station	Unchahar Stage-IV

Amount in Rs

Sr. No.	Particular	TOTAL GROSS BLOCK (Rs)	Unchahar-I	Unchahar-II	Unchahar-III	Unchahar-IV	Solar & 5 Km
1	Closing Gross Block as per Audited Balance Sheet 31.03.2022 (Ind-AS)	55,77,67,21,189	4,70,35,00,762	6,17,22,47,132	6,66,11,96,097	37,60,56,31,445	63,41,45,753
2	Opening Gross Block as per Audited Balance Sheet 01.04.2021 (Ind-AS)	52,18,58,87,364	4,15,07,13,892	6,12,45,32,837	6,62,19,24,256	34,65,06,75,745	63,80,40,634
3	Addition During the Year (1-2) (Ind-AS)	3,59,08,33,825	55,27,86,870	4,77,14,296	3,92,71,841	2,95,49,55,700	-38,94,881
4	Ind-AS Adjustment	-23,66,43,649	-13,03,52,506	-97,26,503	-79,28,829	-7,13,69,363	-1,72,66,448
5	Addition During the Year (3+4) (IGAAP)	3,35,41,90,176	42,24,34,363	3,79,87,792	3,13,43,011	2,88,35,86,337	-2,11,61,328

परिमल पीयूष/PARIMAL PIYUSH
अपर महाप्रबन्धक (वाणिज्यिक)
Addl. General Manager (Commercial)
एन टी पी सी लिमिटेड/NTPC LIMITED
EOC, A-8A, Sector-24, Noida-201301 (U.P.)

Year wise Statement of Additional Capitalisation after COD

PART-I
Annexure-I
Amount in Rs.

Name of the Petitioner	NTPC Ltd
Name of the Generating Station	Unchahar, Stage-IV
Station COD	30.09.2017
For Financial Year	2019-20

Sl. No.	Head of Work /Equipment	ACE Claimed (Actual for 2019-20)						Justification
		Accrual basis as per Note 2	Ind AS Adj.	Accrual Basis as per IGAAP	Un-discharged Liability included in col. 3	Cash basis	IDC included in col. 3	
1	2	3	3A	3B = 3+3A	4	5= (3B-4)	6	7
A	Claimed Items							
A1	EPC Packages							
1	Plant And Equipment							
a	STEAM GENERATOR PACKAGE	4,93,42,752	-	4,93,42,752	-	4,93,42,752		
b	TURBINE GENERATOR PACKAGE	82,08,486		82,08,486	-	82,08,486		
2	BOP Mechanical					-		
a	AC & VENTILATION SYSTEM-UNIT			-		-		
b	COOLING TOWER- UNIT	(56,446)		(56,446)	-	(56,446)		
c	CW SYSTEM AND MISC PUMPS- UNIT	74,32,562		74,32,562	74,32,562	-		
d	DM PLANT- UNIT	66,06,630		66,06,630	66,06,630	-		
e	STATION PIPING- UNIT	67,98,326		67,98,326	67,98,326	-		
3	BOP Electrical					-		
a	STATION LIGHTING- UNIT	83,65,044		83,65,044	51,384	83,13,660		
b	ELECT EQUIPMENT & CABLING- UNIT 6	1,01,00,100		1,01,00,100	1,44,17,280	16,82,645		
c	FIRE DETECTION & PROTECTION SYSTEM- UNIT 6	28,28,209		28,28,209	9,02,312	19,26,898		
d	SWITCHYARD- UNIT	1,63,639		1,63,639	-	1,63,639		
4	C&I Package			-		-		
	C&I SYSTEM - UNIT	69,75,448		69,75,448		69,75,448		
5	Civil Works					-		
a	Main plant Civil work-SG	5,81,37,940		5,81,37,940	5,81,37,940	-		As per Form 9A
b	Main plant Civil work-TG	5,81,30,148		5,81,30,148	5,81,30,148	-		
c	OFFSITE CIVIL- UNIT 6	43,50,194		43,50,194	-	43,50,194		
d	ASH HANDLING PLANT- UNIT	4,22,77,529		4,22,77,529	-	4,22,77,529		
e	Main plant Structural work	9,40,25,134		9,40,25,134	-	9,40,25,134		
f	Chimney	1,62,84,077		1,62,84,077	1,62,84,077	-		

परिमल पीयूष/PARIMAL PIYUSH
अपर महाप्रबंधक (वाणिज्यिक)
Addl. General Manager (Commercial)
एन टी पी सी लिमिटेड/NTPC LIMITED
EOC, A-8A, Sector-24, Noida-201301 (U.P.)

PART-I
Annexure-I
Amount in Rs.

Year wise Statement of Additional Capitalisation after COD

Name of the Petitioner	NTPC Ltd
Name of the Generating Station	Unchahar, Stage-IV
Station COD	30.09.2017
For Financial Year	2019-20

Sl. No.	Head of Work /Equipment	ACE Claimed (Actual for 2019-20)						Justification
		Accrual basis as per Note 2	Ind AS Adj.	Accrual Basis as per IGAAP	Un-discharged Liability included in col. 3	Cash basis	IDC included in col. 3	
1	2	3	3A	3B = 2+3A	4	5= (3B-4)	6	7
g	CHP Interconnection	4,62,21,262		4,62,21,262	-	4,62,21,262		
h	Boundary Wall	31,12,680		31,12,680	3,60,043	27,52,637		
i	MS STEEL RACKS FOR CENTRAL STORES	1,87,449		1,87,449		1,87,449		
k	HEAVY SPARES COVERED SHED	3,62,374		3,62,374		3,62,374		
6	Electro static percipitator	-		-		-		
	Subtotal	43,58,34,562	-	43,58,34,562	17,11,00,701	26,47,33,860	-	
A2	Initial Spares	22,88,72,421		22,88,72,421	17,663	22,88,54,757		
A3	MBOA items	96,29,029		96,29,029	6,50,090	89,78,939		
	Subtotal Add Cap	67,43,36,011	-	67,43,36,011	17,17,68,455	50,25,67,556	-	
A4	Decap of Spares	(1,75,18,633)		(1,75,18,633)		(1,75,18,633)		
A5	Decap of MBOA	(51,77,438)	(1,17,163)	(52,94,600)		(52,94,600)		
	Total Claimed Items	65,16,39,940	(1,17,163)	65,15,22,778	17,17,68,455	47,97,54,323		
B1	Inter Unit Transfers							
1	Furniture	(8,795)		(8,795)		(8,795)	-	
2	EDP , WP Machines & Satcom Equipment	(3,38,000)		(3,38,000)		(3,38,000)		
	Sub Total	(3,46,795)		(3,46,795)		(3,46,795)	-	As per Form K
B2	Loan FERV	34,05,23,042	-	34,05,23,042	-	34,05,23,042		
	Total Exclusion	34,01,76,247	-	34,01,76,247	-	34,01,76,247	-	
	Grand Total (A+B)	99,18,16,187	(1,17,163)	99,16,99,026	17,17,68,455	81,99,30,570	-	

परिमल पीयूष/PARIMAL PIYUSH
अपर महाप्रबन्धक (वाणिज्यिक)
Addl. General Manager (Commercial)
एन टी पी सी लिमिटेड/NTPC LIMITED
EOC, A-8A, Sector-24, Noida-201301 (U.P.)

Year wise Statement of Additional Capitalisation after COD								PART-I Annexure- II Amount in Rs.
Name of the Petitioner		NTPC Ltd						
Name of the Generating Station		Unchahar, Stage-IV						
Station COD		30.09.2017						
For Financial Year		2020-21						
Sl. No.	Head of Work /Equipment	ACE Claimed (Actual for 2020-21)						Justification
		Accrual basis as per Note 2	Ind AS Adj.	Accrual Basis as per IGAAP	Un-discharged Liability included in col. 3	Cash basis	IDC included in col. 3	
1	2	3	3A	3B = 3+3A	4	5= (3B-4)	6	7
A	Claimed Items							
A1	EPC Packages							
1	Plant And Equipment							As per Form 9A
a	STEAM GENERATOR PACKAGE	8,24,68,020	-	8,24,68,020	1,33,16,634	3,91,51,485		
b	TURBINE GENERATOR PACKAGE	2,74,64,667		2,74,64,667	7,71,312	2,66,93,445		
2	BOP Mechanical					-		
a	CW SYSTEM AND MSC PUMPS- UNIT	9,19,320		9,19,320	9,19,320	-		
b	DM PLANT- UNIT	24,32,170		24,32,170	24,32,170	-		
c	STATION PIPING- UNIT	52,01,370		52,01,370	52,01,370	-		
3	BOP Electrical					-		
a	STATION LIGHTING- UNIT	69,23,459		69,23,459	31,52,485	37,70,974		
b	ELECT EQUIPMENT & CABLING- UNIT #	79,03,175		79,03,175	-	79,03,175		
c	FIRE DETECTON & PROTECTION SYSTEM- UNIT #	82,66,447		82,66,447	47,75,425	34,91,022		
d	SWITCHYARD- UNIT	8,10,806		8,10,806	-	8,10,806		
e	TRANSFORMER- UNIT	54,74,343		54,74,343	-	54,74,343		
4	Civil Works					-		As per Form 9A
a	Main plant Civil work-SG	28,44,954		28,44,954	-	28,44,954		
b	Main plant Civil work-TG	28,44,954		28,44,954	-	28,44,954		
c	ASH HANDLING PLANT- UNIT	1,29,26,174		1,29,26,174	-	1,29,26,174		
d	Main plant Structural work	1,04,72,412		1,04,72,412	-	1,04,72,412		
e	Chimney	7,96,590		7,96,590	-	7,96,590		
f	CHP	7,64,88,025		7,64,88,025	-	7,64,88,025		
g	Boundary Wall	16,86,653		16,86,653	1,30,810	15,55,843		
h	Electro static percipitator	42,38,201		42,38,201		42,38,201		
i	Locomotives	5,250		5,250		5,250		
	Subtotal	23,01,67,609	-	23,01,67,609	3,06,99,326	19,94,67,674	-	

परिमल पीयूष/PARIMAL PIYUSH
अपर महाप्रबंधक (वाणिज्यिक)
Addl. General Manager (Commercial)
एन टी पी सी लिमिटेड/NTPC LIMITED
EOC, A-8A, Sector-24, Noida-201301 (U.P.)

Year wise Statement of Additional Capitalisation after COD

PART-I
Annexure- II
Amount in Rs.

Name of the Petitioner	NTPC Ltd
Name of the Generating Station	Unchahar, Stage-IV
Station COD	30.09.2017
For Financial Year	2020-21

Sl. No.	Head of Work /Equipment	ACE Claimed (Actual for 2020-21)						Justification
		Accrual basis as per Note 2	Ind AS Adj.	Accrual Basis as per IGAAP	Un-discharged Liability included in col. 3	Cash basis	IDC included in col. 3	
1	2	3	3A	3B = 3+3A	4	5= (3B-4)	6	7
A2	Initial Spares	22,04,30,857		20,04,30,857	1,23,05,328	18,81,25,529		As per Form 9A
A3	MBOA Items	78,32,929		78,32,929	13,58,898	64,74,031		
	Subtotal Add Cap	43,84,30,786	-	43,84,30,786	4,43,63,552	39,40,67,234	-	
A4	Decap of Spares	(2,48,99,877)		(2,48,99,877)		(2,48,99,877)		
A5	Decap of MBOA	(22,59,583)	(57,938)	(23,17,501)		(23,17,501)		
	Total Claimed Items	41,12,71,345	(57,938)	41,12,13,408	4,43,63,552	36,68,49,856		
B	Exclusions							
B1	Inter Unit Transfers							As per Form K
2	EDP , WP Machines & Satcom Equipment	(6,02,550)	(16,450)	(6,18,000)		(6,18,000)		
	Sub Total	(6,02,550)	(16,450)	(6,18,000)	-	(6,18,000)	-	
B3	Loan FERV	(10,76,54,670)		(10,76,54,670)		(10,76,54,670)		
	Total Exclusion	(10,82,57,220)	(16,450)	(10,82,72,670)	-	(10,82,72,670)	-	
	Grand Total (A+B)	30,30,14,125	(73,388)	30,29,40,738	4,43,63,552	25,85,77,186	-	

परिमल पीयुष/PARIMAL PIYUSH
अपर महाप्रबन्धक (वाणिज्यिक)
Addl. General Manager (Commercial)
एन टी पी सी लिमिटेड/NTPC LIMITED
EOC, A-8A, Sector-24, Noida-201301 (U.P.)

Year wise Statement of Additional Capitalisation after COD

PART-I
Annexure- III
Amount in Rs.

Name of the Petitioner	NTPC Ltd
Name of the Generating Station	Unchahar, Stage-IV
Station COD	30.09.2017
For Financial Year	2021-22

Sl. No.	Head of Work /Equipment	ACE Claimed (Actual for 2021-22)						Justification
		Accrual basis as per Note 2	Ind AS Adj.	Accrual Basis as per IGAAP	Un-discharged Liability included in col. 3	Cash basis	IDC included in col. 3	
1	2	3	3A	3B = 3+2A	4	5= (3B-4)	6	7
A1	EPC Packages							
1	**BOP Mechanical**			-		-		As per Form 9A
a	CW SYSTEM AND MISC PUMPS- UNIT	57,086		57,086		57,086		
b	DM PLANT- UNIT	2,85,786		2,85,786		2,85,786		
2	**BOP Electrical**			-		-		
a	STATION LIGHTING- UNIT	20,07,068		20,07,068		20,07,068		
b	FIRE DETECTON & PROTECTION SYSTEM- UNIT 6	13,01,912		13,01,912		13,01,912		
3	**Civil Works**			-		-		
a	Main plant Civil work-6G	4,75,736		4,75,736		4,75,736		
b	Main plant Civil work-7G	4,75,736		4,75,736		4,75,736		
c	OFFSITE CIVIL- UNIT 6	8,29,227		8,29,227		8,29,227		
d	ASH HANDLING PLANT - UNIT	4,05,012		4,05,012		4,05,012		
e	Main plant Structural work	9,68,484		9,68,484		9,68,484		
f	Chimney	1,23,206		1,23,206		1,23,206		
g	CHP	1,91,96,581		1,91,96,581		1,91,96,581		
h	MOBILE CRANE 30MT	(2,50,000)		(2,50,000)		(2,50,000)		
i	DESILTING CANAL LINING etc in dantrali pump canal	1,38,61,093		1,38,61,093		1,38,61,093		
j	Electric Winch 5Ton Capacity	5,47,380		5,47,380	1,92,388	3,54,992		
A2	Ash Dyke			-		-		
1	FIRST RAISING OF ARKHA ASH DYKE	17,52,27,907		17,52,27,907	59,88,251	16,92,39,656		
A3	Biomethanation Plant	15,65,665		15,65,665	4,47,333	11,18,332		
A4	Roof Top solar on different buildings of Stage 4	1,77,68,434		1,77,68,434	33,32,861	1,44,35,573		
A5	AGC Implementation	43,89,471		43,89,471	7,43,379	36,46,092		
	Subtotal	**23,82,45,778**	-	**23,82,45,778**	**1,06,84,212**	**22,85,61,566**	-	

परिमल पीयूष/PARIMAL PIYUSH
अपर महाप्रबन्धक (वाणिज्यिक)
Addl. General Manager (Commercial)
एन टी पी सी लिमिटेड/NTPC LIMITED
EOC, A-8A, Sector-24, Noida-201301 (U.P.)

Year wise Statement of Additional Capitalisation after COD

PART-I
Annexure- III
Amount in Rs.

Name of the Petitioner	NTPC Ltd
Name of the Generating Station	Unchahar, Stage-IV
Station COD	30.09.2017
For Financial Year	2021-22

Sl. No.	Head of Work /Equipment	ACE Claimed (Actual for 2021-22)						Justification
		Accrual basis as per Note 2	Ind AS Adj.	Accrual Basis as per IGAAP	Un-discharged Liability included in col. 3	Cash basis	IDC included in col. 3	
1	2	3	3A	3B = 3+3A	4	5= (3B-4)	6	7
A6	Initial Spares	22,50,51,121		22,50,51,121	1,86,99,796	20,63,51,325		As per Form 9A
A7	MBOA Items	1,74,51,463		1,74,51,463	19,67,555	1,54,83,907		
	Subtotal Add Cap	48,17,48,362	-	48,17,48,362	3,07,51,664	45,09,96,698	-	
A8	Decap of Spares	(36,11,823)		(36,11,823)		(36,11,823)		
A9	Decap of MBOA							
	Total Claimed Items	47,82,36,539	-	47,82,36,539	3,07,51,664	44,74,84,875		
B	Exclusions							
B1	Inter Unit Transfers							As per Form K
1	EDP, WP Machines & Saccon Equipment	(3,42,199)	(4,237)	(3,46,435)		(3,46,435)		
2	Plant and machinery	3,91,363		3,91,363		3,91,363		
	Sub Total	49,165	(4,237)	44,928	-	44,928	-	
B2	Capital OH (Adjustment)	10,58,69,780	##########	-		-		
B3	Loan FERV	10,57,94,038	-	10,57,94,038	-	10,57,94,038		
	Total Exclusion	21,17,02,983	##########	10,58,38,966	-	10,58,38,966	-	
	Grand Total (A+B)	68,99,39,521	##########	58,40,75,505	3,07,51,664	55,33,23,841	-	

परिमल पीयूष/PARIMAL PIYUSH
अपर महाप्रबन्धक (वाणिज्यिक)
Addl. General Manager (Commercial)
एन टी पी सी लिमिटेड/NTPC LIMITED
EOC, A-8A, Sector-24, Noida-201301 (U.P.)

Year wise Statement of Additional Capitalisation after COD

PART-I
Annexure- IV
Amount in Rs.

Name of the Petitioner	NTPC Ltd
Name of the Generating Station	Unchahar, Stage-IV
Station COD	30.09.2017
For Financial Year	2022-23

Sl. No	Head of Work /Equipment	ACE Claimed (Actual for 2022-23)						Justification
		Accrual basis as per Note 2	Ind AS Adj	Accrual Basis as per IGAAP	Un-discharged Liability included in col. 3	Cash basis	IDC included in col. 3	
1	2	3	3A	3B = 3+3A	4	5= (3B-4)	6	7
A1	Claimed Items							
A1	Ash Dyke raising			-		-		
a	FIRST RAISING OF ARKHA ASH DYKE	1,35,58,107	-	1,35,58,107	-	1,35,58,107		
A2	Township and Colony					-		
a	Township Civil Works	16,42,554	14,811	16,57,365	1,73,573	14,83,792		
A3	EPC Package							
1	**BOP Mechanical**							
a	DM PLANT- UNIT	19,62,380	-	19,62,380		19,62,380		
2	**BOP Electrical**							
a	STATION LIGHTING	39,779	-	39,779		39,779		
b	FIRE DETECTION & PROTECTION SYSTEM	54,23,588	-	54,23,588	49,29,580	4,94,008		As per Form 9A
A4	Other Works			-		-		
a	RTU System	13,83,328	-	13,83,328		13,83,328		
	Subtotal	2,39,89,713.64	14,811.00	2,40,04,524.64	51,03,153.26	1,69,01,371.38	-	
A2	Initial Spares	25,56,23,645	-	25,56,23,645	1,34,58,529	24,21,64,716		
A3	MBOA Items	8,43,31,317	-	8,43,31,317	32,90,535	8,10,40,782		
A4	Decap of Spares	(84,64,885)	-	(84,64,885)	-	(84,64,885)		
A5	Decap of MBOA	(1,15,52,224)	(64,375)	(1,15,16,849)		(1,15,16,849)		
	Total Claimed Items	**34,40,27,917**	**(49,564)**	**34,39,77,853**	**2,18,52,598**	**32,21,25,355**		

परिमल पीयुष/PARIMAL PIYUSH
अपर महाप्रबन्धक (वाणिज्यिक)
Addl. General Manager (Commercial)
एन टी पी सी लिमिटेड/NTPC LIMITED
EOC, A-8A, Sector-24, Noida-201301 (U.P.)

Year wise Statement of Additional Capitalisation after COD

PART-I
Annexure- IV
Amount in Rs.

Name of the Petitioner	NTPC Ltd
Name of the Generating Station	Unchahar, Stage-IV
Station COD	30.09.2017
For Financial Year	2022-23

Sl. No	Head of Work /Equipment	ACE Claimed (Actual for 2022-23)						Justification
		Accrual basis as per Note 2	Incl AS Adj	Accrual Basis as per IGAAP	Un-discharged Liability included in col. 3	Cash basis	IDC included in col. 3	
1	2	3	3A	3B = 3+3A	4	5= (3B-4)	6	7
B	Exclusions							
B1	Items Not Claimed							
1	FGD Works	3,60,73,19,381		3,60,73,19,381	38,88,23,267	3,21,84,96,114	8,59,22,391	As Per Form K
	Sub Total	3,60,73,19,381	-	3,60,73,19,381	38,88,23,267	3,21,84,96,114	-	
B2	Inter Unit Transfers							
1	Furniture	52,712	12,507	65,219		65,219	-	
2	Hospital Equipments	6,16,000		6,16,000		6,16,000		
3	Spares	7,23,647		7,23,647		7,23,647		
	Sub Total	13,92,359	12,507	14,04,866	-	14,04,866	-	
B3	Loan ERV	33,01,82,216		33,01,82,216		33,01,82,216		
B4	Adjustments							
1	Capitalisation of OH	2,75,284	(2,75,284)	-		-		
2	Decapitalisation of OH	(14,29,54,154)	14,29,54,154	-		-		
	Sub Total	(14,26,78,870)	14,26,78,870	-	-	-		
B5	Others							
1	Strengthening of Peripheral Road at Ashta Ash Dyke	1,65,77,830	-	1,65,77,830	21,03,244	1,44,74,586		
2	Ash Related expenses Transferred to Ash Fund	(1,65,77,830)		(1,65,77,830)		(1,65,77,830)		
	Total Exclusion	**3,76,81,95,088**	**14,26,91,376**	**3,90,88,86,463**	**39,09,26,511**	**3,51,79,59,952**	-	
	Grand Total (A+B)	**4,11,02,22,603**	**14,26,41,812**	**4,25,29,64,416**	**41,27,79,109**	**3,84,00,85,307**	-	

परिमल पीयूष/PARIMAL PIYUSH
अपर महाप्रबन्धक (वाणिज्यिक)
Addl. General Manager (Commercial)
एन टी पी सी लिमिटेड/NTPC LIMITED
EOC, A-8A, Sector-24, Noida-201301 (U.P.)

Year wise Statement of Additional Capitalisation after COD

PART-I
Annexure- V
Amount in Rs.

Name of the Petitioner	NTPC Ltd.
Name of the Generating Station	Unchahar, Stage-IV
Station COD	30.09.2017
For Financial Year	2023-24

Sl. No.	Head of Work /Equipment	ACE Claimed (Actual for 2023-24)						Justification
		Accrual basis as per Note 2	Ind AS Adj.	Accrual Basis as per IGAAP	Un-discharged Liability included in col. 3	Cash basis	IDC included in col. 3	
1	2	3	3A	3B = 3+3A	4	5= (3B-4)	6	7
A	Claimed Items							
A1	EPC Package							
I	BOP Mechanical							
a	Ash Handling Plant	1,64,23,090.7	-	1,64,23,090.7	88,377.6	1,63,37,313.1		
b	Coal Handling Plant	1,84,30,89,973.8	-	1,84,30,89,973.8	47,96,89,818.6	1,36,34,00,155.0		
c	CW SYSTEM	32,280.0	-	32,280.0	32,190.0	90.0		
d	Railway siding	43,27,18,206.2	-	43,27,18,206.2	20,29,872.0	43,06,88,334.2		
II	BOP Electrical							
a	EPC Package-Station Lighting	1,83,91,705.3	-	1,83,91,705.1	74,67,663.0	89,24,132.0		
III	Civil Works							
a	Building Main Plant	2,90,259.1		2,90,259.1	27,637.0	2,62,622.1		
	Total	**2,30,69,46,731.7**	-	**2,30,69,46,731.7**	**48,93,29,607.8**	**1,81,86,17,223.8**		
A2	Township and Colony Packages							
a	Building --Township	28,06,83,648.2		28,06,83,648.2	3,83,67,386.0	24,22,96,262.2		As per Form 9
	Total	**28,06,83,648.2**	-	**28,06,83,648.2**	**3,83,67,386.0**	**24,22,96,262.2**		
A3	Automatic gain control (AGC) System	97,644.3		97,644.3	95,991.3	1,653.0		
A4	Sewage Treatment Plant	5,11,07,677.3		5,11,07,677.3	1,53,99,935.0	3,57,07,742.3		
	Subtotal	**2,64,08,05,501.45**	-	**2,64,08,05,501.45**	**56,31,82,920.12**	**2,09,76,22,881.33**		
A5	Initial Spares	4,24,48,700		4,24,48,700	47,56,599	3,76,90,101		
A6	MBOA Items							
	Furniture & Fixtures	2,13,82,003		2,13,82,003	11,299	2,13,70,704		
	Other Office Equipments	88,42,248		88,42,248		88,42,248		
	UPS, PC Machines & SATCOM Equipment	43,04,906		43,04,906	1,19,569	41,85,337		
	Electrical Installations	2,99,25,458		2,99,25,458		2,99,25,458		
	Communication Equipment	18,28,229		18,28,229	34,091	17,94,138		
	Hospital Equipment	18,14,526		18,14,526		18,14,526		
	Tools and Tackles	9,21,400		9,21,400	2,500	9,18,900		

परिमल पीयूष/PARIMAL PIYUSH
अपर महाप्रबन्धक (वाणिज्यिक)
Addl. General Manager (Commercial)
एन टी पी सी लिमिटेड/NTPC LIMITED
EOC, A-8A, Sector-24, Noida-201301 (U.P.)

								PART-I Annexure- V Amount in Rs.
		Year wise Statement of Additional Capitalisation after COD						
Name of the Petitioner		NTPC Ltd						
Name of the Generating Station		Unchahar, Stage-IV						
Station COD		30.09.2017						
For Financial Year		2023-24						
		ACE Claimed (Actual for 2023-24)						
S. No	Head of Work /Equipment	Accrual basis as per Note 2	Ind AS Adj.	Accrual Basis as per IGAAP	Un-discharged Liability included in col. 3	Cash basis	IDC included in col. 3	Justification
1	2	3	3A	3B = 3+3A	4	5= (3B-4)	6	7
	Subtotal	**6,79,06,780.19**	-	6,79,06,780	**1,58,594.00**	**6,77,48,194.19**		
A7	Decap of Spares	(1,97,95,922)	-	(1,97,95,922)	-	(1,97,95,922)		
A8	Decap of MBOA	(89,04,645)	(1,21,434)	(90,26,078)		(90,26,078)		
	Total Claimed Items	**2,72,24,68,393**	**(1,21,434)**	**2,72,23,36,960**	**34,80,97,783**	**2,17,42,39,176**		
B	Exclusions							
B1	Items Not Claimed							
1	EGD Works	10,58,10,490		10,58,10,490	9,97,094	10,48,22,806		
	Sub Total	10,58,10,490	-	10,58,10,490	9,97,094	10,48,22,806		
B2	Inter Unit Transfers							
1	Spares to Vindyanchal	(11,40,220)		(11,40,220)		(11,40,220)		
2	Furniture & Fixtures to EOC	(30,277)		(30,277)		(30,277)		
3	EDP, WP Machines & SATCOM Equipment TO Bankum	(50,213)	(1,268)	(51,500)		(51,500)		
	Sub Total	(12,20,710)	(1,268)	(12,21,997)	-	(12,21,997)		
B3	Loan ERV	5,66,60,884		5,66,60,884		5,66,60,884		

परिमल पीयूष / PARIMAL PIYUSH
अपर महाप्रबन्धक (वाणिज्यिक)
Addl. General Manager (Commercial)
एन टी पी सी लिमिटेड / NTPC LIMITED
EOC, A-8A, Sector-24, Noida-201301 (U.P.)

		Year wise Statement of Additional Capitalisation after COD						PART-I Annexure- V Amount in Rs.
Name of the Petitioner		NTPC Ltd						
Name of the Generating Station		Unchahar, Stage-IV						
Station COD		30.09.2017						
For Financial Year		2023-24						
		ACE Claimed (Actual for 2023-24)						
Sl. No	Head of Work /Equipment	Accrual basis as per Note 2	Ind AS Adj	Accrual Basis as per IGAAP	Un discharged Liability included in col. 3	Cash basis	IDC included in col. 3	Justification
1	2	3	3A	3B = 3+3A	4	5= (3B-4)	6	7
B4	Adjustments							
1	Capitalisation of OH	14,09,95,289	(14,09,95,289)	-		-		
2	Decapitalisation of OH	(6,97,48,647)	6,97,48,647	-		-		
	Sub Total	7,12,46,641	(7,12,46,641)	-	-	-		As Per Form 4
B5	Others							
1	Strengthening of Peripheral Road at Andhi Ash Dyke	52,864	-	52,864		52,864		
2	Ash Related expenses Transferred to Ash Fund	(52,864)		(52,864)		(52,864)		
	Sub Total	-	-	-	-	-		
B6	Change in Asset Class							
1	Other Office Equipments	53,53,498		53,53,498		53,53,498		
2	EDP, WP Machines & SATCOM Equipment	(57,36,998)		(57,36,998)		(57,36,998)		
3	Communication Equipment	3,83,500		3,83,500		3,83,500		
	Sub Total	0	-	0	-	0		
	Total Exclusion	**23,24,97,306**	**(7,12,47,928)**	**16,12,49,377**	**9,87,684**	**16,02,61,693**	-	
	Grand Total (A+B)	**2,96,49,58,700**	**(7,13,69,363)**	**2,89,35,86,337**	**54,90,89,467**	**2,33,45,00,870**	-	

परिमल पीयूष/PARIMAL PIYUSH
अपर महाप्रबन्धक (वाणिज्यिक)
Addl. General Manager (Commercial)
एन टी पी सी लिमिटेड/NTPC LIMITED
EDC, A-8A, Sector-24, Noida-201301 (U.P.)

Appendix-IA

SUPPLEMENTARY TARIFF FILING FORMS (THERMAL)

FOR DETERMINATION OF SUPPLEMENTARY TARIFF OF

Unchahar STAGE IV- ECS

(From respective dates of Operation (ODe) of Emission Control Systems to 31.03.2024)



Checklist of Main Tariff Forms and other information for supplementary tariff filing for Thermal Stations

Form No.	Title of Tariff Filing Forms (Thermal)	Tick
FORM- 1	Summary of Supplementary Tariff	✓
FORM -1 (I)	Statement showing claimed capital cost	✓
FORM -1 (II)	Statement showing Return on Equity	✓
FORM-2	ECS Characteristics	✓
FORM-3	Normative parameters considered for tariff computations	✓
FORM-3A	Statement showing O&M Expenses	✓
FORM-3B	Statement of Special Allowance	NA
FORM- 4	Details of Foreign loans	NA
FORM- 4A	Details of Foreign Equity	NA
FORM-5	Abstract of Admitted Capital Cost for the existing Projects	NA
FORM- 6	Financial Package upto COD /ODe	✓
FORM- 7	Details of Project Specific Loans	NA
FORM- 8	Details of Allocation of corporate loans to various projects	NA
FORM-9A	Summary of Statement of Additional Capitalisation claimed during the period	✓
FORM-9 ##	Statement of Additional Capitalisation after Ode	✓
FORM- 10	Financing of Additional Capitalisation	✓
FORM- 11	Calculation of Depreciation on original project cost	✓
FORM- 12	Statement of Depreciation	✓
FORM- 13	Calculation of Weighted Average Rate of Interest on Actual Loans	✓
FORM- 14	Draw Down Schedule for Calculation of IDC & Financing Charges	✓
FORM- Oi**	Computation of Supplementary Energy Charges	✓
FORM- 16A	Details of Reagent for Computation of Energy Charge Rate	✓
FORM-17	Details of Capital Spares	***
FORM- 18	Non-Tariff Income	***
FORM-19	Details of Water Charges	***
FORM-20	Details of Statutory Charges	***

Provided yearwise for the period 2019-24

**** Aditional Form**

परिमल पीयूष/PARIMAL PIYUSH
अपर महाप्रबंधक (वाणिज्यिक)
Addl. General Manager (Commercial)
एन टी पी सी लिमिटेड/NTPC LIMITED
EOC, A-8A, Sector-24, Noida-201301 (U.P.)

PART-I

List of Supporting Forms / documents for supplementary tariff filing for Thermal Stations

Form No.	Title of Tariff Filing Forms (Thermal)	Tick
FORM-A	Abstract of Capital Cost Estimates	✓
FORM-B	Break-up of Capital Cost	✓
FORM-C	Break-up of Capital Cost for Gas/Liquid fuel based Projects	NA
FORM-D	Break-up of Construction/Supply/Service packages	NA
FORM-E	Details of variables , parameters , optional package etc. for New Project	NA
FORM-F	Details of cost over run	NA
FORM-G	Details of time over run	NA
FORM –H	Statement of Additional Capitalisation during end of the useful life	NA
FORM –I	Details of Assets De-capitalised during the period	NA
FORM –J	Reconciliation of Capitalisation claimed vis-à-vis books of accounts	NA
FORM –K	Statement showing details of items/assets/works claimed under Exclusions	NA
FORM-L	Statement of Capital cost	✓
FORM-M	Statement of Capital Woks in Progress	✓
FORM-N	Calculation of Interest on Normative Loan	✓
FORM-O	Calculation of Interest on Working Capital	✓
FORM-P	Incidental Expenditure up to SCOD and up to Actual COD	NA
FORM-Q	Expenditure under different packages up to SCOD and up to Actual COD	NA
FORM-R	Actual cash expenditure	NA
FORM-S	Statement of Liability flow	✓
FORM-T	Summary of issues involved in the petition	✓

परिमल पियूष/PARIMAL PIYUSH
उप्रप्र महाप्रबन्धक (वाणिज्यिक)
Addl. General Manager (Commercial)
एन टी पी सी लिमिटेड /NTPC LIMITED
EOC, A-8A, Sector-24, Noida-201301 (U.P.)

PART-I
FORM- 1

Summary of Supplementary Tariff

	Name of the Petitioner:	NTPC Limited
	Name of the Generating Station:	Unchahar STAGE IV- ECS

Amount in Rs. Lakhs

S. No.	Particulars	Unit	2022-23 (11.10.2022 to 31.03.2023)	2023-24
1	2	3	4	5
1.1	Depreciation	Rs Lakh	1,573.19	1,685.88
1.2	Interest on Loan	Rs Lakh	666.69	708.74
1.3	Return on Equity	Rs Lakh	1,157.13	1,240.01
1.4	Interest on Working Capital	Rs Lakh	121.14	143.26
1.5	O&M Expenses	Rs Lakh	484.59	0.00
	Total	Rs Lakh	**4002.74**	**3777.89**
2.1	Landed Cost of Reagent	Rs/MT	**2,296.26**	**2,296.26**
2.2	Supplementary ECR ex-bus	Rs/ kWh	**0.076**	**0.076**

(Petitioner)

परिमल पीयूष/PARIMAL PIYUSH
अपर महाप्रबन्धक (वाणिज्यिक)
Addl. General Manager (Commercial)
एन टी पी सी लिमिटेड/NTPC LIMITED
EOC, A-8A, Sector-24, Noida-201301 (U.P.)

PART-I

FORM- 1(I)

Name of the Petitioner:	NTPC Limited
Name of the Generating Station:	Unchahar STAGE IV- ECS

Amount in Rs. Lakhs

Statement showing claimed capital cost

S. No.	Particulars	2022-23 (11.10.2022 to 31.03.2023)	2023-24
1	2	3	4
	Opening Capital Cost	31851.18	
1a	Un-Amortized Finance Charges	149.98	
1b	Notional IDC	84.97	
1c	Loan ERV Charged to P&L	-1937.01	
1	Net Opening Capital Cost	30149.12	30482.89
2	Add: Addition during the year / period	149.63	1,048.23
3	Less: De-capitalisation during the year / period		
4	Less: Reversal during the year / period		
5	Add: Discharges during the year / period	184.14	2,960.98
6	Closing Capital Cost	30482.89	34492.09
7	**Average Capital Cost**	**30316.00**	**32487.49**

(Petitioner)

परिमल पीयुष/PARIMAL PIYUSH
अपर महाप्रबन्धक (वाणिज्यिक)
Addl. General Manager (Commercial)
एन टी पी सी लिमिटेड/NTPC LIMITED
EOC, A-8A, Sector-24, Noida-201301 (U.P.)

PART-I
FORM- 1(IIA)

Name of the Petitioner:	NTPC Limited
Name of the Generating Station:	Unchahar STAGE IV- ECS

Statement showing Return on Equity at Normal Rate

Amount in Rs. Lakhs

S. No.	Particulars	2022-23 (11.10.2022 to 31.03.2023)	2023-24
1	2	3	4
	Return on Equity		
1	Gross Opening Equity (Normal)	9,044.74	9,144.87
2	Less: Adjustment in Opening Equity		
3	Adjustment during the year		
4	Net Opening Equity (Normal)	9,044.74	9,144.87
5	Add: Increase in equity due to addition during the year / period	44.89	314.47
7	Less: Decrease due to De-capitalisation during the year / period	-	-
8	Less: Decrease due to reversal during the year / period	-	-
9	Add: Increase due to discharges during the year / period	55.24	888.29
10	Net closing Equity (Normal)	9,144.87	10,347.63
11	Average Equity (Normal)	9,094.80	9,746.25
12	Rate of ROE (%)	10.50	10.50
13	Effective Tax Rate for respective years	17.472%	17.472%
14	Rate of Return on Equity (Pre-tax)	12.723%	12.723%
15	Total ROE	**1,157.13**	**1,240.01**

(Petitioner)

परिमल पियुष/PARIMAL PIYUSH
अपर महाप्रबंधक (वाणिज्यिक)
Addl. General Manager (Commercial)
एन टी पी सी लिमिटेड/NTPC Ltd.
EOC, A-8A, Sector-24, Noida

	PART-I
	FORM-E
Name of the Company	NTPC LIMITED
Name of the Power Station	Unchahar STAGE IV- ECS
	FGD Characteristics
Name of the Petitioner	NTPC LIMITED
Name of the Generating Station	Firozo Gandhi Unchahar Thermal Power Station
Unit(s)/Special Parameters	Stage-IV (1x500 MW)
Installed Capacity (MW)-Cost Based	Stage- (2x210 MW)+Stage-II (2x210 MW) + Stage-III (1x210 MW) + Stage-IV (1x500 MW)
Date of Oils	11.10.2022
Type of System	Flue Gas Desulfurization System (FGD)
Name of the FGD Manufacturer	GEPIL
Design Flue Gas Quantity at WFGD inlet	2217500 NM3/hr
Design Flue Gas Quantity at WFGD outlet	2061000 NM3/hr
Design Coal Sulphur Content	
Design Size At Inlet	1957 mg/NM3
Design Size at Outlet	81 mg/NM3
Design FGD Efficiency	95 mg
Reagent Details	
Primary Reagent	Limestone
Secondary Reagent	Hydrated Lime
Alternate	
Special Features/Site Specific Features	Wet Limestone Based FGD technology has been employed for control of SO2 in Unchahar Stage-IV Unit. This process is suitable for large scale flue gas treatment, and uses a low cost absorbent (limestone), and produces stable and valuable by-products (gypsum). The flue gas is drawn from the boiler into the FGD (absorb and forced into the absorber tower by Booster Fans. In the Absorber warm natural gases from the coal-fired boiler come into contact with limestone slurry which is sprayed through nozzles using Slurry Recirculation Pumps. When the warm gas comes into contact with the limestone slurry a chemical reaction occurs between the Sulphur Dioxide (SO2) in the gas and the limestone. This reaction removes the SO2 from the flue gases and converts the limestone into Calcium Sulphite. The Calcium Sulphite and limestone slurry then falls to the base of the absorber where it is injected with compressed air. The compressed air oxidises the calcium sulphite and converts it to Calcium Sulphate – commonly known as gypsum. This reaction removes the sulphur dioxide from the flue gases. The clean gas is exhausted through a new constituate lined chimney after removal of entrapped moisture in the heat elimination installed before the Absorber.
Special Technological Features	
Any other special features	Wet Chimney without Gas to Gas Heater
	PETITIONER

परिमल पीयूष/PARIMAL PIYUSH
अपर महाप्रबन्धक (वाणिज्यिक)
Addl. General Manager (Commercial)
एन टी पी सी लिमिटेड/NTPC LIMITED
EOC, A-8A, Sector-24, Noida-201301 (U.P.)

PART-I
FORM- 3

Normative parameters considered for supplementary tariff computations

Name of the Petitioner:	**NTPC Limited**
Name of the Generating Station:	**Unchahar STAGE IV- ECS**

(Year Ending March)

Particulars	Unit	2022-23	2023-24
1	2	7	8
Base Rate of Return on Equity	%	10.50	10.50
Effective Tax Rate	%	17.472	17.472
Target Availability			
In High Demand Season		85.00%	85.00%
Peak Hours		85.00%	85.00%
Off-Peak Hours		85.00%	85.00%
In Low Demand Season(Off-Peak)		85.00%	85.00%
Peak Hours		85.00%	85.00%
Off-Peak Hours		85.00%	85.00%
Auxiliary Energy Consumption	%	6.25	6.25
Auxiliary Energy Consumption for emission control system (Design)	%	1.00	1.00
Design Heat Rate	Kcal/KWh	2,358.84	2,358.84
Rate of Interest on Working Capital	%	10.50	12.00
O&M Expenses	% of Capital Cost	2	
Maintenance Spares for WC	% of O&M	20	
Receivables for WC	in Days	45	

FGD Date of Operation (ODe)
11.10.2022

Petitioner

परिमल पीयूष/PARIMAL PIYUSH
अपर महाप्रबन्धक (वाणिज्यिक)
Addl. General Manager (Commercial)
एन टी पी सी लिमिटेड/NTPC LIMITED
EOC, A-8A, Sector-24, Noida-201301 (U.P.)

Part-I
FORM-3A
ADDITIONAL FORM

Calculation of O&M Expenses

Name of the Company :

Name of the Power Station :

Amount in Rs. Lakhs

S.No.	Particulars	2022-23 (11.10.2022 to 31.03.2023)	2023-24
1	2	9	10
1	**O&M expenses under Reg.35(1)(7)**		
1a	Normative O&M expenses- ECS	676.47	700.15
2	**O&M expenses under Reg.35(6)**		
3	**Total O&M Expenses**	**676.47**	**700.15**
4	**Revenue Realised from Sale of Gypsum**	**191.88**	**787.77**
5	**Net O&M Expence**	**484.59**	**0.00**

(Petitioner)

परिमल पीयूष/PARIMAL PIYUSH
अपर महाप्रबन्धक (वाणिज्यिक)
Addl. General Manager (Commercial)
एन टी पी सी लिमिटेड/NTPC LIMITED
EOC, A-8A, Sector-24, Noida-201301 (U.P.)

Part-I
FORM-6

Financial Package upto COD

Name of the Company	NTPC Limited
Name of the Power Station	FGUTPS-IV FGD
Project Cost as on COD	
Date of Commercial Operation of the Station	11-10-2022

(Amount in lacs)

	Financial Package as Currency and Amount		Financial Package as on COD Currency and Amount		
	FC	INR		FC	INR
JPY Equ. 750Million I Drawl (Repayment from 15-05-2026)			JPY	2,074.59	1,190.61
JPY Equ. 750Million II Drawl (Repayment from 15-05-2026)			JPY	3,013.30	1,729.33
JPY Equ. 750Million V Drawl (Repayment from 15-05-2026)			JPY	2,215.71	1,271.59
JPY Equ. 750Million VI Drawl (Repayment from 15-05-2026)			JPY	1,734.85	995.63
EURO Loan I Drawl I (Repayment from 14-08-2028)			EUR	3.03	246.70
JBIC Green I Drawl II (Repayment from 17-09-2023)			JPY	4,600.43	2,640.19
JBIC Green I Drawl III (Repayment from 17-09-2023)			JPY	5,886.23	3,378.11
HDFC Bank Ltd. VI			INR		2,000.00
PNB-V			INR		200.00
Bonds Series - 74			INR		2,750.00
Bonds Series - 75			INR		1,200.00
Total					**17,602.17**

परिमल पीयूष/PARIMAL PIYUSH
अपर महाप्रबंधक (वाणिज्यिक)
Addl. General Manager (Commercial)
एन टी पी सी लिमिटेड/NTPC LIMITED
EOC, A-8A, Sector-24, Noida-201301 (U.P.)

PART-I
FORM- 9A
Additional Form

Year wise Statement of Additional Capitalisation after COD

Name of the Petitioner	**NTPC Limited**
Name of the Generating Station	**Unchahar STAGE IV- ECS**
For Financial Year	**2019-24 (Summary)**

Amount in Rs Lakh

Sl. No.	Head of Work /Equipment	ACE Claimed (Actual)	
		2022-23 (11.10.2022 to 31.03.2023)	**2023-24**
1	2	3	4
1	Wet FGD	149.63	840.45
2	Initial Spare		207.78
Total Add Cap		**149.63**	**1,048.23**
3	Discharge of Liabilities	184.14	2,960.98
Total Add. Cap. Claimed including discharge of liabilities		**333.77**	**4,009.20**

(Petitioner)

परिमल पीयूष/PARIMAL PIYUSH
अपर महाप्रबन्धक (वाणिज्यिक)
Addl. General Manager (Commercial)
एन टी पी सी लिमिटेड/NTPC LIMITED
EOC, A-8A, Sector-24, Noida-201301 (U.P.)

PART-I
FORM- 9

Year wise Statement of Additional Capitalisation after COD

Name of the Petitioner	NTPC Limited
Name of the Generating Station	Unchahar STAGE IV- ECS
For Financial Year	2022-23 (11.10.2022 to 31.03.2023)

Amount in Rs Lakh

Sl. No.	Head of Work /Equipment	ACE Claimed (Actual)				Regulations under which claimed	Justification	Admitted Cost by the Commission, if any
		Accrual basis as per IGAAP	Un-discharged Liability included in col. 3	Cash basis	IDC included in col. 3			
1	2	3	4	5= (3-4)	6	7	8	9
1	Wet FGD	149.63		149.63		24(1)(b)	Works within original scope of works and upto cut-off date	
2	**Discharge of liabilities**			184.14		29(5),24(1)(a)	Discharge of liabilities of allowed/ claimed works. Details in Form-5 i.e. Liability Flow Statement. Hon'ble Commission may be pleased to allow the same.	
	Total	**149.63**	-	**333.77**	-			

(Petitioner)

परिमल पियुष/PARIMAL PIYUSH
अपर महाप्रबन्धक (वाणिज्यिक)
Addl. General Manager (Commercial)
एन टी पी सी लिमिटेड/NTPC LIMITED
EOC, A-8A, Sector-24, Noida-201301 (U.P.)

PART-I
FORM- 9

Year wise Statement of Additional Capitalisation after COD

Name of the Petitioner	NTPC Limited
Name of the Generating Station	Unchahar STAGE IV- ECS
For Financial Year	2023-24

Amount in Rs Lakh

Sl. No.	Head of Work /Equipment	ACE Claimed (Actual)				Regulations under which claimed	Justification	Admitted Cost by the Commission, if any
		Accrual basis as per IGAAP	Un-discharged Liability included in col. 3	Cash basis	IDC included in col. 3			
1	2	3	4	5= (3-4)	6	7	8	9
1	Wet FGD	850.32	9.88	840.45		24(1)(b)	Works within original scope of works and upto cut-off date	
2	Initial Spare	207.78	-	207.78		24(1)(c)	Procurement of initial capital spares within the original scope of work and within cutoff date	
3	**Discharge of liabilities**			2,960.96		29(5),24(1)(a)	Discharge of liabilities of allowed/ claimed works, Details in Form-5 i.e. Liability Flow Statement. Hon'ble Commission may be pleased to allow the same.	
	Total	**1,058.10**	**9.88**	**4,009.20**	-			

(Petitioner)

परिमल पीयूष/PARIMAL PIYUSH
अपर महाप्रबन्धक (वाणिज्यिक)
Addl. General Manager (Commercial)
एन टी पी सी लिमिटेड/NTPC LIMITED
EOC, A-8A, Sector-24, Noida-201301 (U.P.)

PART-I
FORM- 10

Name of the Petitioner	**NTPC Limited**
Name of the Generating Station	**Unchahar STAGE IV- ECS**
Date of Commercial Operation	**11-10-2022**

Amount in Rs Lakh

Financial Year (Starting from COD)1	Actual		Admitted	
	2022-23	**2023-24**	**2022-23**	**2023-24**
1	2	3	4	5
Amount capitalised in Work/ Equipment				
Financing Details	**Add cap is proposed to be finance in Debt:Equity ratio of 70:30**			
Loan-1				
Loan-2				
Loan-3 and so on				
Total Loan2				
Equity Internal Resources				
Others (Pl. specify)				
Total				

परिमल पीयूष/PARIMAL PIYUSH
अपर महाप्रबन्धक (वाणिज्यिक)
Addl. General Manager (Commercial)
एन टी पी सी लिमिटेड/NTPC LIMITED
EOC, A-8A, Sector-24, Noida-201301 (U.P.)

(Petitioner)

PART-I
FORM- 11

Calculation of Depreciation

Name of the Company :	NTPC Limited
Name of the Power Station :	Unchahar Stage-IV (ECS)

(Amount in Rs Lakh)

Sl.No.	Name of the Assets1	Gross Block as on date of Operationalization of ECS in FGUTPS-IV (i.e. 11.10.2022)	CERC Dep. Rate	Depreciation Amount for each year up to 31.03.2024	
				2022-23	2023-24
1	2	3	5	5= Col.3 X Col.5	6= Col.4 X Col.5
1	Plant & Machinery				
	FGD SYSTEM- Plant & Equipment & CHIMNEY	32,286.01	5.28%	1,704.70	1,704.70
2	Other Civil Works	1,583.11	3.34%	52.88	52.88
	TOTAL	**33869.12**		**1757.58**	**1757.58**
	Weighted Average Rate of Depreciation (%)			**5.189**	**5.189**

(Petitioner)

परिमल पीयुष/PARIMAL PIYUSH
अपर महाप्रबन्धक (वाणिज्यिक)
Addl. General Manager (Commercial)
एन टी पी सी लिमिटेड/NTPC LIMITED
EOC, A-8A, Sector-24, Noida-201301 (U.P.)

PART-I
FORM- 12

Statement of Depreciation

Name of the Company :	NTPC Limited
Name of the Power Station :	Unchahar Stage-IV (ECS)

(Amount in Rs Lakh)

S. No.	Particulars	2022-23 (11.10.2022 to 31.03.2023)	2023-24
1	2	3	4
	No of Days in the period	172	366
	No of Days in the year	365	366
1	Opening Capital Cost	30,149.12	30,482.89
2	Closing Capital Cost	30,482.89	34,492.09
3	Average Capital Cost	30,316.00	32,487.49
1a	Cost of IT Equipments & Software included in (1) above		
2a	Cost of IT Equipments & Software included in (2) above		
3a	Average Cost of IT Equipments & Software*		
4	Freehold land		
5	Rate of depreciation (%)	5.19	5.19
6	Depreciable value	27,284.40	29,238.74
7	Balance useful life at the beginning of the period	25.00	24.53
8	Remaining depreciable value		28,497.40
9	Depreciation (for the period)	741.34	1,685.88
10	Depreciation (annualised)	**1,573.19**	**1,685.88**
11	Cumulative depreciation at the end of the period	741.34	2,427.22
12	Net Cumulative depreciation at the end of the period after adjustments	741.34	2,427.22

(Petitioner)

परिमल पीयूष/PARIMAL PIYUSH
अपर महाप्रबन्धक (वाणिज्यिक)
Addl. General Manager (Commercial)
एन टी पी सी लिमिटेड/NTPC LIMITED
EOC, A-8A, Sector-24, Noida-201301 (U.P.)

Calculation of Interest on Actual Loans			PART-I FORM- 13
Name of the Company		NTPC LTD.	
Name of the Power Station		Unchahar-IV FGD	
			(Amount in lacs)
Sl. no.	Particulars	2022-23 (11.10.2022-31.03.2023)	2023-24 (01.04.2023-31.03.2024)
1	**JPY Equ. 750Million I Drawl (Repayment from 15-05-2026)**		
	Gross loan - Opening	1190.61	1190.61
	Cumulative repayments of Loans upto previous period	0.00	0.00
	Net loan - Opening	1190.61	1190.61
	Increase/ Decrease due to FERV	0	0
	Increase/ Decrease due to ACE/Drawl during the period	0	0
	Total	1190.61	1190.61
	Repayments of Loans during the period	0.00	0.00
	Net loan - Closing	1190.61	1190.61
	Average Net Loan	1190.61	1190.61
	Rate of Interest on Loan	0.8831%	0.8831%
	Interest on Loan Annualised	10.51	10.51
2	**JPY Equ. 750Million II Drawl (Repayment from 15-05-2026)**		
	Gross loan - Opening	1729.33	1729.33
	Cumulative repayments of Loans upto previous period	0.00	0.00
	Net loan - Opening	1729.33	1729.33
	Increase/ Decrease due to FERV	0	0
	Increase/ Decrease due to ACE/Drawl during the period	0	0
	Total	1729.33	1729.33
	Repayments of Loans during the period	0.00	0.00
	Net loan - Closing	1729.33	1729.33
	Average Net Loan	1729.33	1729.33
	Rate of Interest on Loan	0.8831%	0.8550%
	Interest on Loan Annualised	15.27	14.79
3	**JPY Equ. 750Million V Drawl (Repayment from 15-05-2026)**		
	Gross loan - Opening	1271.5910	1271.59
	Cumulative repayments of Loans upto previous period	0.00	0.00
	Net loan - Opening	1271.59	1271.59
	Increase/ Decrease due to FERV	0	0
	Increase/ Decrease due to ACE/Drawl during the period	0	0
	Total	1271.59	1271.59
	Repayments of Loans during the period	0.00	0.00
	Net loan - Closing	1271.59	1271.59
	Average Net Loan	1271.59	1271.59
	Rate of Interest on Loan	0.8550%	0.8550%
	Interest on Loan Annualised	10.87	10.87
4	**JPY Equ. 750Million VI Drawl (Repayment from 15-05-2026)**		
	Gross loan - Opening	995.63	995.63
	Cumulative repayments of Loans upto previous period	0.00	0.00
	Net loan - Opening	995.63	995.63
	Increase/ Decrease due to FERV	0	0

परिमल पीयूष/PARIMAL PIYUSH
अपर महाप्रबन्धक (वाणिज्यिक)
Addl. General Manager (Commercial)
एन टी पी सी लिमिटेड/NTPC LIMITED
EOC, A-8A, Sector-24, Noida-201301 (U.P.)

	Increase/ Decrease due to ACE/Drawl during the period	0	0
	Total	995.63	995.63
	Repayments of Loans during the period	0.00	0.00
	Net loan - Closing	995.63	995.63
	Average Net Loan	995.63	995.63
	Rate of Interest on Loan	0.8550%	0.8550%
	Interest on Loan Annualised	8.51	8.51
5	**EURO Loan I Drawl I (Repayment from 14-08-2028)**		
	Gross loan - Opening	246.70	246.70
	Cumulative repayments of Loans upto previous period	0.00	0.00
	Net loan - Opening	246.70	246.70
	Increase/ Decrease due to FERV	0	0
	Increase/ Decrease due to ACE/Drawl during the period	0	0
	Total	246.70	246.70
	Repayments of Loans during the period	0.00	0.00
	Net loan - Closing	246.70	246.70
	Average Net Loan	246.70	246.70
	Rate of Interest on Loan	2.6600%	4.6700%
	Interest on Loan Annualised	6.56	11.52
6	**JBIC Green I Drawl II (Repayment from 17-09-2023)**		
	Gross loan - Opening	2640.19	2640.19
	Cumulative repayments of Loans upto previous period	0.00	0.00
	Net loan - Opening	2640.19	2640.19
	Increase/ Decrease due to FERV	0	0
	Increase/ Decrease due to ACE/Drawl during the period	0	0
	Total	2640.19	2640.19
	Repayments of Loans during the period	0.00	105.61
	Net loan - Closing	2640.19	2534.58
	Average Net Loan	2640.19	2587.39
	Rate of Interest on Loan	0.9351%	0.9733%
	Interest on Loan Annualised	24.69	25.18
7	**JBIC Green I Drawl III (Repayment from 17-09-2023)**		
	Gross loan - Opening	3378.11	3378.11
	Cumulative repayments of Loans upto previous period	0.00	0.00
	Net loan - Opening	3378.11	3378.11
	Increase/ Decrease due to FERV	0	0
	Increase/ Decrease due to ACE/Drawl during the period	0	0
	Total	3378.11	3378.11
	Repayments of Loans during the period	0.00	135.12
	Net loan - Closing	3378.11	3242.99
	Average Net Loan	3378.11	3310.55
	Rate of Interest on Loan	0.9351%	0.9733%
	Interest on Loan Annualised	31.59	32.22
8	**USD 750 Million Drawl III (Repayment from 05-10-2026)**		
	Gross loan - Opening	0.00	750.13
	Cumulative repayments of Loans upto previous period	0.00	0.00
	Net loan - Opening	0.00	750.13
	Increase/ Decrease due to FERV	0	0

परिमल पीयूष/PARIMAL PIYUSH
अपर महाप्रबन्धक (वाणिज्यिक)
Addl. General Manager (Commercial)
एन टी पी सी लिमिटेड/NTPC LIMITED
EOC, A-8A, Sector-24, Noida-201301 (U.P.)

	Increase/ Decrease due to ACE/Drawl during the period	750.13	0
	Total	750.13	750.13
	Repayments of Loans during the period	0.00	0.00
	Net loan - Closing	750.13	750.13
	Average Net Loan	375.06	750.13
	Rate of Interest on Loan	5.7084%	6.5266%
	Interest on Loan Annualised	21.41	48.96
9	**USD 750 Million Drawl IV (Repayment from 05-10-2025)**		
	Gross loan - Opening	0.00	99.78
	Cumulative repayments of Loans upto previous period	0.00	0.00
	Net loan - Opening	0.00	99.78
	Increase/ Decrease due to FERV	0	0
	Increase/ Decrease due to ACE/Drawl during the period	99.78	0
	Total	99.78	99.78
	Repayments of Loans during the period	0.00	0.00
	Net loan - Closing	99.78	99.78
	Average Net Loan	49.89	99.78
	Rate of Interest on Loan	5.8462%	6.5295%
	Interest on Loan Annualised	2.92	6.51
10	**HDFC Bank Ltd. VI (Repayment from 26.09.2025)**		
	Gross loan - Opening	2000.00	2000.00
	Cumulative repayments of Loans upto previous period	0.00	0.00
	Net loan - Opening	2000.00	2000.00
	Increase/ Decrease due to FERV	0	0
	Increase/ Decrease due to ACE/Drawl during the period	0	0
	Total	2000.00	2000.00
	Repayments of Loans during the period	0.00	0.00
	Net loan - Closing	2000.00	2000.00
	Average Net Loan	2000.00	2000.00
	Rate of Interest on Loan	7.8916%	7.9600%
	Interest on Loan Annualised	157.83	159.20
11	**PNB-V (Repayment from 27.03.2024)**		
	Gross loan - Opening	200.00	200.00
	Cumulative repayments of Loans upto previous period	0.00	0.00
	Net loan - Opening	200.00	200.00
	Increase/ Decrease due to FERV	0	0
	Increase/ Decrease due to ACE/Drawl during the period	0	0
	Total	200.00	200.00
	Repayments of Loans during the period	0.00	16.67
	Net loan - Closing	200.00	183.33
	Average Net Loan	200.00	191.67
	Rate of Interest on Loan	7.9282%	7.9000%
	Interest on Loan Annualised	15.86	15.14
12	**Bonds Series - 74 (Bullet Repayment 21.04.2036)**		
	Gross loan - Opening	2750.00	2750.00
	Cumulative repayments of Loans upto previous period	0.00	0.00
	Net loan - Opening	2750.00	2750.00
	Increase/ Decrease due to FERV	0	0

परिमल पीयूष/PARIMAL PIYUSH
अपर महाप्रबन्धक (वाणिज्यिक)
Addl. General Manager (Commercial)
एन टी पी सी लिमिटेड/NTPC LIMITED
EOC, A-8A, Sector-24, Noida-201301 (U.P.)

	Increase/ Decrease due to ACE/Drawl during the period	0	0
	Total	2750.00	2750.00
	Repayments of Loans during the period	0.00	0.00
	Net loan - Closing	2750.00	2750.00
	Average Net Loan	2750.00	2750.00
	Rate of Interest on Loan	6.9000%	6.9000%
	Interest on Loan Annualised	189.75	189.75
10	**Bonds Series - 75 (Bullet Repayment 13.09.2031)**		
	Gross loan - Opening	1200.00	1200.00
	Cumulative repayments of Loans upto previous period	0.00	0.00
	Net loan - Opening	1200.00	1200.00
	Increase/ Decrease due to FERV	0	0
	Increase/ Decrease due to ACE/Drawl during the period	0	0
	Total	1200.00	1200.00
	Repayments of Loans during the period	0.00	0.00
	Net loan - Closing	1200.00	1200.00
	Average Net Loan	1200.00	1200.00
	Rate of Interest on Loan	6.7200%	6.7200%
	Interest on Loan Annualised	80.64	80.64
	Total		
	Gross loan - Opening	**17,602.16**	**18,452.07**
	Cumulative repayments of Loans upto previous period	**-**	**-**
	Net loan - Opening	**17,602.16**	**18,452.07**
	Increase/ Decrease due to FERV	**-**	**-**
	Increase/ Decrease due to ACE/Drawl during the period	**849.90**	**-**
	Total	**18,452.07**	**18,452.07**
	Repayments of Loans during the period	**-**	**257.40**
	Net loan - Closing	**18,452.07**	**18,194.67**
	Average Net Loan	**18,027.12**	**18,323.37**
	Rate of Interest on Loan	**3.20%**	**3.35%**
	Interest on Loan Annualised	**576.42**	**613.81**

परिमल पीयूष/PARIMAL PIYUSH
अपर महाप्रबंधक (वाणिज्यिक)
Addl. General Manager (Commercial)
एन टी पी सी लिमिटेड/NTPC LIMITED
EOC, A-8A, Sector-24, Noida-201301 (U.P.)

PART-I
FORM- 13I
Additional Form

Foreign Loan

1	JPY Equ 750Million A, B, C, D	2022-23						
			Proportion of Loan	Rate of Interest	TDS applicable on	TDS not applicable on		
			75%	0.80%	58.7302%	41.2698%	0.6204%	
			25%	1.02%	52.3810%	47.6190%	0.2627%	
							0.8831%	
	JPY Equ 750Million A, B, C, D	2023-24						
			Proportion of Loan	Rate of Interest	TDS applicable on	TDS not applicable on		
			75%	0.80%	58.7302%	41.2698%	0.6204%	
			25%	1.02%	52.3810%	47.6190%	0.2627%	
							0.8831%	
2	JPY Equ 750Million E & F	2022-23						
			Proportion of Loan	Rate of interest				
			75%	0.80%			0.600%	
			25%	1.02%			0.255%	
							0.8550%	
	JPY Equ 750Million E & F	2023-24						
			Proportion of Loan	Rate of Interest				
			75%	0.80%			0.600%	
			25%	1.02%			0.255%	
							0.8550%	
3	Euro Loan I- Drawl I	2022-23	01-04-2022	66	0.9500%	0.627		
			06-06-2022	127	0.9500%	1.2065		
			11-10-2022	56	0.9500%	0.532		
			06-12-2022	116	3.3560%	3.89296		
			01-04-2023					
				172		4.42496	**2.6600%**	
	Euro Loan I- Drawl I							

परिमल पीयूष/PARIMAL PIYUSH
उपर महाप्रबन्धक (वाणिज्यिक)
Addl. General Manager (Commercial)
एन टी पी सी लिमिटेड/NTPC LIMITED
EOC, A-8A, Sector-24, Noida-201301 (U.P.)

	2023-24	01-04-2023	68	3.36%	2.21496	
		08-06-2023	183	4.68%	8.56074	
		06-12-2023	117	4.90%	5.72715	
		01-04-2024			0	
			366		16.50285	4.6700%

4

		Date	No.of Days	Rate of Interest		
JBIC Green Loan II	2022-23	01-04-2022	172	0.9602%	1.6514924	
		20-09-2022	21	0.9326%	0.1958544	
		11-10-2022	157	0.9326%	1.4642448	
		17-03-2023	15	0.9603%	0.144051	
		01-04-2023				
			172		1.6082958	0.93510%

JBIC Green Loan II	2023-24	01-04-2023	171	0.9481%	1.6212	
		19-09-2023	181	0.9597%	1.7370	
		18-03-2024	14	1.0404%	0.1457	
		01-04-2024			-	
			0		-	
			366		3.5039	0.97330%

परिमल पीयूष/PARIMAL PIYUSH
अपर महाप्रबन्धक (वाणिज्यिक)
Addl. General Manager (Commercial)
एन टी पी सी लिमिटेड/NTPC LIMITED
EOC, A-8A, Sector-24, Noida-201301 (U.P.)

5	JBIC Green Loan III	2022-23	01-04-2022	172	0.9602%	1.6515	
			20-09-2022	21	0.9326%	0.1959	
			11-10-2022	157	0.9326%	1.4642	
			17-03-2023	15	0.9603%	0.1441	
			01-04-2023				
				172		1.6082958	**0.93510%**
	JBIC Green Loan III	2023-24	01-04-2023	171	0.9481%	1.6212	
			19-09-2023	181	0.9597%	1.7370	
			18-03-2024	14	1.0404%	0.1457	
			01-04-2024			-	
				0		-	
				366		3.5039	**0.97330%**
6	USD 750 M Loan Drawl III -part I	2022-23					
			15-10-2022	10	4.1482%	0.41482	
			25-10-2022	158	5.6740%	8.9648568	
			01-04-2023			0	
				168		9.3796768	**5.6762%**
	USD 750 M Loan Drawl III-part II	2022-23					
			15-10-2022	10	4.0682%	0.40682	
			25-10-2022	158	5.5940%	8.8384568	
			01-04-2023			0	
				168		9.2452768	**5.9180%**
						Part I	4.9194%
						Part II	0.7891%
							5.7084%

परिमल पियूष/PARIMAL PIYUSH
अपर महाप्रबन्धक (वाणिज्यिक)
Addl. General Manager (Commercial)
एन टी पी सी लिमिटेड/NTPC LIMITED
EOC, A-8A, Sector-24, Noida-201301 (U.P.)

USD 750 M Loan Drawl IV -part I	**2022-23**					
		09-11-2022	143	5.7176%	8.1762252	
		01-04-2023			0	
			143		8.1762252	**5.8129%**
USD 750 M Loan Drawl IV-part II	**2022-23**					
		09-11-2022	143	5.6376%	8.0618252	
		01-04-2023			0	
			143		8.0618252	**5.0626%**
					Part I	5.0378%
					Part II	0.8083%
						5.8462%

परिमल पीयूष/PARIMAL PIYUSH
अपर महाप्रबन्धक (वाणिज्यिक)
Addl. General Manager (Commercial)
एन टी पी सी लिमिटेड/NTPC LIMITED
EOC, A-8A, Sector-24, Noida-201301 (U.P.)

7	USD 750 M Loan Drawl III -part I							
		2023-24						
			01-04-2023	24	5.6740%	1.3617504		
			25-04-2023	183	6.2663%	11.470689		
			25-10-2023	159	6.6191%	10.5243531		
			01-04-2024			0		
				366		23.3570925	6.4881%	
	USD 750 M Loan Drawl III -part II							
		2023-24						
			01-04-2023	24	5.5940%	1.3425504		
			25-04-2023	183	6.1883%	11.324589		
			25-10-2023	159	6.5391%	10.3971531		
			01-04-2024			0		
				366		23.0642925	6.7768%	
						Part I	5.6230%	
						Part II	0.9036%	
							6.5266%	
	USD 750 M Loan Drawl IV -part I							
		2023-24						
			01-04-2023	24	5.7176%	1.3722336		
			25-04-2023	183	6.2883%	11.470989		
			25-10-2023	159	6.6191%	10.5243531		
			01-04-2024			0		
				366		23.3675757	6.4910%	
	USD 750 M Loan Drawl IV -part II							
		2023-24						
			01-04-2023	24	5.6376%	1.3530336		
			25-04-2023	183	6.1883%	11.324589		
			25-10-2023	159	6.5391%	10.3971531		

परिमल पीयूष/PARIMAL PIYUSH
अपर महाप्रबंधक (वाणिज्यिक)
Addl. General Manager (Commercial)
एन टी पी सी लिमिटेड/NTPC LIMITED
EOC, A-8A, Sector-24, Noida-201301 (U.P.)

			01-04-2024			0	
				365		23.0747757	**6.7798%**
						Part I	5.6255%
						Part II	0.9040%
							6.5295%



परिमल पीयूष/PARIMAL PIYUSH
अपर महाप्रबंधक (वाणिज्यिक)
Addl. General Manager (Commercial)
एन टी पी सी लिमिटेड/NTPC LIMITED
EOC, A-8A, Sector-24, Noida-201301 (U.P.)

Domestic Loan

Bank Loan	Interest Rate	Applicable from	Applicable upto	Number of Days	Product	Weighted Average Rate of Interest
HDFC Bank Ltd. VI	7.35%	11-10-2022	23-10-2022	13.00	0.96	
HDFC Bank Ltd. VI	7.85%	24-10-2022	23-12-2022	61.00	4.79	
HDFC Bank Ltd. VI	8.20%	24-12-2022	31-12-2022	8.00	0.66	
HDFC Bank Ltd. VI	7.95%	01-01-2023	28-02-2023	59.00	4.69	
HDFC Bank Ltd. VI	8.01%	01-03-2023	31-03-2023	31.00	2.48	
				172.00	**13.57**	**7.89%**
HDFC Bank Ltd. VI	8.01%	01-Apr-23	31-May-23	61.00	4.89	
HDFC Bank Ltd. VI	7.95%	01-Jun-23	31-Mar-24	305.00	24.25	
				366.00	**29.13**	**7.96%**
PNB-V	7.70%	11-10-2022	31-12-2022	82.00	6.31	
PNB-V	8.05%	01-01-2023	28-02-2023	59.00	4.75	
PNB-V	8.30%	01-03-2023	31-03-2023	31.00	2.57	
				172.00	13.64	**7.93%**
PNB-V	7.90%	01-Apr-23	31-Mar-24	366.00	28.91	
				366.00	**28.91**	**7.90%**

परिमल पीयूष/PARIMAL PIYUSH
अपर महाप्रबन्धक (वा./वाणिज्यिक)
Addl. General Manager (Commercial)
एन टी पी सी लिमिटेड/NTPC LIMITED
EOC, A-8A, Sector-24, Noida-201301 (U.P.)

Name of the Company NTPC LTD
Name of the Power Station FGUTPS IV FGD

Name of the Loan / Bonds	Description	2019-2020 (01-JAN-20 - 31-MAR-20)	2019-2020	2020-21 APR-20 - JUN-20 (01-30-	2020-21 JUL-20 - SEP-20 (01-30-	2020-21 (01-OCT-20 - 31-DEC-20)	2020-21 (01-JAN-21 - 31-MAR-21)	2020-21	2021-2022 (01-APR-21 - 30-JUN-21)	2021-2022 (01-JUL-21 - 30-SEP-21)	2021-2022 (01-OCT-21 - 31-DEC-21)
JPY Equ. 750Million I Draw	Draw Amount	13,58,08,470	**13,58,08,470**					-			
	Interest Debit	2,19,429	**2,19,429**	2,21,321	3,20,849	3,29,799	2,86,971	**13,60,276**	3,06,530	3,00,187	2,90,099
	Interest Credit	6,63,472	**6,63,472**	1,44,667				**1,44,667**			
	Withholding Tax	12,327	**12,327**	10,317	10,420	10,481	9,540	**40,443**	8,771	8,841	8,342
	Adj. Amount		-					-			
	Net Charge	3,31,718	**3,31,718**	1,66,371	3,36,650	3,40,220	2,96,611	**11,56,062**	3,10,301	3,10,028	3,01,442
	Financial charges	37,05,869	**37,05,869**					-			
JPY Equ. 750Million II Draw	Draw Amount			4,86,63,494	15,29,11,413			**21,15,74,897**			
	Interest Debit			46,447	6,36,146	4,78,938	4,19,773	**15,83,704**	4,46,140	4,36,035	4,24,279
	Interest Credit			1,44,313	8,10,056			**9,07,069**			
	Withholding Tax			1,934	30,812	15,223	13,858	**61,157**	14,192	14,295	13,589
	Adj. Amount							-			
	Net Charge			83,003	1,54,298	4,94,182	4,33,631	**6,77,821**	4,62,330	4,50,331	4,37,849
	Financial charges			12,47,436	43,81,136			**56,25,573**			
JPY Equ. 750Million V Draw	Draw Amount					11,87,32,035	3,71,53,921	**15,68,65,956**			
	Interest Debit					1,01,260	3,47,465	**4,48,725**	3,28,198	3,21,846	3,11,977
	Interest Credit					2,18,588	84,178	**3,02,566**			
	Withholding Tax							-			
	Adj. Amount							-			
	Net Charge					1,17,128	2,63,287	**1,46,158**	3,28,198	3,21,846	3,11,977
	Financial charges					31,29,962	9,69,602	**40,96,764**			
JPY Equ. 750Million VI Draw	Draw Amount						12,33,67,500	**12,33,67,500**			
	Interest Debit						2,32,716	**2,32,716**	2,56,012	2,51,034	2,44,271
	Interest Credit						2,93,852	**2,93,852**			
	Withholding Tax							-			
	Adj. Amount							-			
	Net Charge						28,824	**28,824**	2,56,012	2,51,034	2,44,271
	Financial charges						32,52,530	**32,52,530**			

परिमल पीयूष/PARIMAL PIYUSH
अपर महाप्रबन्धक (वाणिज्यिक)
Addl. General Manager (Commercial)
एन टी पी सी लिमिटेड/NTPC LIMITED
EOC, A-8A, Sector-24, Noida-201301 (U.P.)

Name of the Company NTPC LTD
Name of the Power Stabo FGUTPS-IV FGD

Name of the Loan / Bonds	Description	2019-2020 (01-JAN-20 - 31-MAR-20)	2019-2020	2020-21 APR-20 - JUN-20 (01-30-	2020-21 JUL-20 - SEP-20 (01-30-	2020-21 (01-OCT-20 - 31-DEC-20)	2020-21 (01-JAN-21 - 31-MAR-21)	2020-21	2021-2022 (01-APR-21 - 30-JUN-21)	2021-2022 (01-JUL-21 - 30-SEP-21)	2021-2022 (01-OCT-21 - 31-DEC-21)
EURO Loan I Draw I	Draw Amount									2,66,58,996	
	Interest Debit									81,004	80,128
	Interest Credit									81,935	
	Withholding Tax									1,402	1,073
	Adj. Amount										
	Net Charge	-								571	91,202
	Financial charges									6,57,780	
JBIC Green I Draw II	Draw Amount										90,00,00,000
	Interest Debit										7,40,720
	Interest Credit										13,41,238
	Withholding Tax										
	Adj. Amount										
	Net Charge	-					-		-	-	6,00,512
	Financial charges										15,30,353
JBIC Green I Draw III	Draw Amount										
	Interest Debit										
	Interest Credit										
	Withholding Tax										
	Adj. Amount										
	Net Charge	-					-		-	-	-
	Financial charges										
HDFC Bank Limited-VI	Draw Amount	20,00,00,000	20,00,00,000					-			
	Interest Debit	37,80,547	37,80,547	36,25,732	31,75,891	31,62,546	29,34,240	1,27,96,438	23,66,849	26,59,452	29,99,452
	Interest Credit		-					-			
	Adj. Amount		-					-			
	Net Charges	37,80,547	37,80,547	36,25,732	31,75,891	31,62,546	29,34,240	1,27,96,438	23,66,849	26,59,452	29,99,452
	Financial charges		-					-			
PNB-IV	Draw Amount							-	2,00,00,000		
	Interest Debit							-	46,673	2,93,002	2,90,191
	Interest Credit							-			
	Adj. Amount							-			
	Net Charges	-		-	-	-	-	-	46,673	2,93,002	2,90,191
	Financial charges							-			

परिमल पीयूष/PARIMAL PIYUSH
अपर महाप्रबन्धक (वाणिज्यिक)
Addl. General Manager (Commercial)
एन टी पी सी लिमिटेड/NTPC LIMITED
EOC, A-8A, Sector-24, Noida-201301 (U.P.)

Name of the Company NTPC LTD
Name of the Power Station FGUTPS-IV FGD

Name of the Loan / Bonds	Description	2019-2020 (01-JAN-20 - 31-MAR-20)	2019-2020	2020-21 (01-APR-20 - 30-JUN-20)	2020-21 (01-JUL-20 - 30-SEP-20)	2020-21 (01-OCT-20 - 31-DEC-20)	2020-21 (01-JAN-21 - 31-MAR-21)	2020-21	2021-2022 (01-APR-21 - 30-JUN-21)	2021-2022 (01-JUL-21 - 30-SEP-21)	2021-2022 (01-OCT-21 - 31-DEC-21)
Bond 74	Drawl Amount								27,50,00,000		
	Interest Debit								31,52,443	47,31,211	47,61,948
	Interest Credit										
	Adj. Amount										
	Net Charges								31,52,443	47,31,211	47,61,948
	Financial charges								19,383	6,829	197
Bond 75	Drawl Amount									12,00,00,000	
	Interest Debit								-	-	15,39,323
	Interest Credit										
	Adj. Amount										
	Net Charges								-	-	15,39,323
	Financial charges								-	8,304	1,490
TOTAL	Drawl Amount	33,58,08,470	33,58,08,470	4,86,63,484	16,29,11,413	11,97,32,085	16,05,01,910	48,18,08,842	29,50,00,000	14,69,99,996	30,66,00,000
	Interest Debit	39,59,976	39,59,976	38,53,621	41,34,582	40,70,455	42,23,170	1,63,21,858	75,52,152	94,10,642	1,15,64,393
	Interest Credit	5,63,472	5,63,472	2,88,680	8,13,065	2,18,388	2,88,070	16,88,194	-	81,839	13,41,238
	Adj. Amount	-	-	-	-	-	-	-	-	-	-
	Net Charges	37,80,547	37,80,547	36,26,763	31,75,891	31,60,548	29,34,246	1,27,96,438	63,09,265	90,20,748	95,80,011
	Financial charges	37,05,869	37,05,869	12,47,439	45,81,136	31,26,962	42,22,432	1,31,77,967	19,383	7,11,013	15,32,046
	FERV		1,08,44,213					3,01,73,995			
IF	Drawl Amount	13,58,08,470	13,58,08,470	4,86,63,484	16,29,11,413	11,97,32,085	16,05,01,910	48,18,08,842	-	2,89,99,996	30,66,00,000
Budget	Drawl Amount	20,00,00,000	20,00,00,000	-	-	-	-	-	2,00,00,000	-	-
Bond	Drawl Amount	-	-	-	-	-	-	-	27,50,00,000	12,00,00,000	-
		33,58,08,470		4,86,63,484	16,29,11,413	11,97,32,085	16,05,01,910		29,50,00,000	14,89,99,996	30,66,00,000
				38,44,71,504	54,73,83,307	66,71,15,402	82,76,17,313		############	############	1,67,82,17,309
IF	Net Charge	3,31,716	3,31,716	90,709	1,76,662	7,17,283	10,24,352	28,06,066	13,66,850	13,33,600	7,36,229
Budget	Net Charges	37,80,547	37,80,547	36,25,763	31,75,891	31,60,548	29,34,246	1,27,96,438	30,16,822	32,89,534	22,89,543
Bond	Net Charges	-	-	-	-	-	-	-	31,52,443	47,31,211	23,01,208
IF	Financial charges	37,05,869	37,05,869	12,47,439	45,81,136	31,26,962	42,22,432	1,31,77,967	-	9,97,780	15,30,303
Budget	Financial charges	-	-	-	-	-	-	-	-	-	-
Bond	Financial charges	-	-	-	-	-	-	-	19,383	13,233	1,693

परिमल पियूष/PARIMAL PIYUSH
अपर प्रबंधक (वित्त/Addl. Gen. Manager (Accounts))
एन टी पी सी लिमिटेड/NTPC LIMITED
EOC, A-8A, Sector-24, Noida-201301 (U.P.)

Name of the Company NTPC LTD
Name of the Power Station FGUTPS-IV FGD

PART-I
Form 14
(Amount in Rs.)

Name of the Loan / Bonds	Description	2021-22 (01-JAN-22 - 31-MAR-22)	2021-22	2022-2023 (01-APR-22 - 30-JUN-22)	2022-2023 (01-JUL-22 - 30-SEP-22)	2022-2023 (01-Oct-22 - 10-Oct-22)	2022-23	Total
JPY Exp. 750Million I Draw	Drawl Amount		-				-	13,68,00,470
	Interest Debit	2,79,290	11,86,107	2,51,484	2,56,778	28,710	5,36,873	31,96,784
	Interest Credit		-				-	7,08,138
	Withholding Tax	8,220	30,175	8,370	8,344	920	17,643	1,00,687
	Adj. Amount		-				-	-
	Net Charge	2,89,511	12,18,291	2,59,863	2,65,122	29,631	5,54,016	28,87,233
	Financial charges		-				-	27,06,869
JPY Exp. 750Million II Draw	Drawl Amount		-				-	21,15,74,897
	Interest Debit	4,85,074	17,14,120	3,85,288	3,72,075	41,702	7,78,862	40,77,791
	Interest Credit		-				-	8,57,069
	Withholding Tax	13,383	55,449	12,170	12,120	1,337	26,827	1,32,273
	Adj. Amount		-				-	-
	Net Charge	4,18,087	17,88,874	3,77,455	3,85,095	43,039	8,05,589	32,52,995
	Financial charges		-				-	58,28,873
JPY Exp. 750Million V Draw	Drawl Amount		-				-	16,68,65,955
	Interest Debit	2,88,296	12,88,118	2,88,587	2,74,232	30,064	5,73,813	22,82,356
	Interest Credit		-				-	3,02,666
	Withholding Tax		-				-	-
	Adj. Amount		-				-	-
	Net Charge	2,88,296	12,88,118	2,88,587	2,74,232	30,064	5,73,813	19,79,700
	Financial charges		-				-	40,36,764
JPY Exp. 750Million VI Draw	Drawl Amount		-				-	12,93,67,999
	Interest Debit	2,33,900	9,88,877	2,10,308	2,14,734	24,009	4,49,045	16,68,642
	Interest Credit		-				-	2,03,002
	Withholding Tax		-				-	-
	Adj. Amount		-				-	-
	Net Charge	2,33,900	9,88,877	2,10,308	2,14,734	24,009	4,49,045	14,64,780
	Financial charges		-				-	32,52,636

परिमल पीयूष/PARIMAL PIYUSH
अपर महाप्रबन्धक (वाणिज्यिक)
Addl. General Manager (Commercial)
एन टी पी सी लिमिटेड/NTPC LIMITED
EOC, A-8A, Sector-24, Noida-201301 (U.P.)

Name of the Company NTPC LTD
Name of the Power Station FGUTPS-IV FGD

PART-I
Form-14
(Amount in Rs.)

Name of the Loan / Bonds	Description	2021-22 (01-JAN-22 - 31-MAR-22)	2021-22	2022-2023 (01-APR-22 - 30-JUN-22)	2022-2023 (01-JUL-22 - 30-SEP-22)	2022-2023 (01-Oct-22 - 10-Oct-22)	2022-23	Total
EURO Loan I Draw I	Draw Amount		2,59,99,996				-	2,59,99,996
	Interest Debit	81,704	3,02,837	57,427	59,215	6,744	1,23,386	3,28,223
	Interest Credit		81,838				-	81,825
	Withholding Tax	1,058	3,643	1,054	1,023	115	2,193	5,736
	Adj. Amount		-				-	-
	Net Charge	82,772	1,24,944	58,481	60,228	6,859	1,25,579	2,50,123
	Financial charges		6,97,700				-	6,97,700
JDIC Green I Draw II	Draw Amount		30,66,00,000				-	30,66,00,000
	Interest Debit	9,38,568	13,79,524	6,05,651	5,52,345	66,322	12,65,262	26,34,596
	Interest Credit	2,93,266	16,34,506				-	16,34,506
	Withholding Tax		-				-	-
	Adj. Amount		-				-	-
	Net Charge	3,15,330	2,66,182	6,05,651	5,52,345	66,322	12,65,262	10,00,000
	Financial charges		15,38,353				-	15,38,353
JBIC Green I Draw III	Draw Amount	6,32,00,000	6,32,00,000	31,45,00,000			31,45,00,000	37,77,00,000
	Interest Debit	1,32,183	1,32,183	8,06,512	7,45,112	66,597	16,29,221	17,71,504
	Interest Credit		-	89,066			89,066	89,066
	Withholding Tax		-				-	-
	Adj. Amount	9,11,602	9,11,602				-	9,11,602
	Net Charge	7,79,419	7,79,419	7,16,446	7,45,112	66,597	15,80,205	7,79,836
	Financial charges	18,86,239	18,86,239				-	18,86,239
HDFC Bank Limited VI	Draw Amount		-				-	20,00,00,000
	Interest Debit	29,54,247	1,19,00,000	30,69,315	35,57,200	4,02,740	70,29,315	3,55,06,300
	Interest Credit		-				-	-
	Adj. Amount		-				-	-
	Net Charges	29,54,247	1,19,00,000	30,69,315	35,57,200	4,02,740	70,29,315	3,55,06,300
	Financial charges		-				-	-
							-	-
PNB IV	Draw Amount		2,00,00,000				-	2,00,00,000
	Interest Debit	2,80,038	9,16,274	2,94,137	5,45,973	42,192	8,82,302	15,98,576
	Interest Credit		-				-	-
	Adj. Amount		-				-	-
	Net Charges	2,80,038	9,16,274	2,94,137	5,45,973	42,192	8,82,302	15,98,576
	Financial charges		-				-	-

परिमल पीयूष/PARIMAL PIYUSH
अपर महाप्रबन्धक (वाणिज्यिक)
Addl. General Manager (Commercial)
एन टी पी सी लिमिटेड/NTPC LIMITED
EOC, A-8A, Sector-24, Noida-201301 (U.P.)

Name of the Company NTPC LTD
Name of the Power Station FGUTPS-IV FGD

PART-I
Form-14
(Amount in Rs.)

Name of the Loan / Bonds	Description	2021-22 (01-JAN-22 - 31-MAR-22)	2021-22	2022-2023 (01-APR-22 - 30-JUN-22)	2022-2023 (01-JUL-22 - 30-SEP-22)	2022-2023 (01-OCT-22 - 19-Oct-22)	2022-23	Total
Bond 74	Drawl Amount		27,50,00,000				-	27,50,00,000
	Interest Debit	46,58,425	1,73,44,624	47,16,185	47,61,045	5,17,603	99,89,733	2,73,33,757
	Interest Credit		-				-	-
	Adj. Amount		-				-	-
	Net Charges	46,58,425	1,73,44,624	47,16,185	47,61,045	5,17,603	99,89,733	2,73,33,757
	Financial charges	7	26,516	10,709	7	22	10,737	37,254
							-	-
Bond 75	Drawl Amount		12,00,00,000				-	12,00,00,000
	Interest Debit	22,98,976	37,75,298	20,01,501	20,23,406	2,19,845	42,44,942	80,23,241
	Interest Credit		-				-	-
	Adj. Amount		-				-	-
	Net Charges	22,98,976	37,75,298	20,01,501	20,23,406	2,19,845	42,44,942	80,23,241
	Financial charges	560	8,369	4,857	4	10	4,871	13,232
TOTAL	Drawl Amount	6,32,00,000	61,17,90,000	31,46,00,000	-	-	31,46,00,000	1,95,39,17,309
	Interest Debit	1,21,66,900	4,87,94,169	1,26,37,342	1,31,94,080	14,72,327	2,73,03,758	8,84,19,758
	Interest Credit	2,83,269	17,16,341	89,066	-	-	89,066	39,77,074
	Adj. Amount	(9,11,602)	(9,11,602)	-	-	-	-	(9,11,602)
	Net Charges	1,01,17,678	3,39,38,890	1,00,75,138	1,95,58,574	11,82,479	2,19,48,292	7,34,61,873
	Financial charges	10,85,908	41,48,248	15,566	12	31	15,609	2,10,47,692
	PERV		6,07,61,667				11,36,18,838	19,27,90,085
If	Drawl Amount	6,32,00,000	39,67,99,996	31,46,00,000	-	-	31,46,00,000	1,33,89,17,309
Budget	Drawl Amount	-	2,00,00,000	-	-	-	-	22,00,00,000
Bond	Drawl Amount	-	39,90,00,000	-	-	-	-	29,50,00,000
		6,32,00,000		31,46,00,000	-	-		
		1,83,04,17,309		1,95,39,17,309	1,83,39,17,309	1,95,39,17,309		
If	Net Charge	8,88,116	43,24,794	24,84,740	25,29,902	2,92,220	63,15,862	1,12,15,896
Budget	Net Charges	22,20,279	1,28,15,274	33,60,452	39,03,233	4,44,902	77,11,617	3,71,04,876
Bond	Net Charges	69,97,400	2,11,22,332	67,11,888	67,85,441	7,37,548	1,42,34,876	3,53,56,997
If	Financial charges	18,88,238	41,13,371	-	-	-	-	2,00,97,207
Budget	Financial charges	-	-	-	-	-	-	-
Bond	Financial charges	567	34,877	15,566	12	31	15,609	50,486

Petitioner

परिमल पीयूष/PARIMAL PIYUSH
अपर महाप्रबन्धक (वाणिज्यिक)
Addl. General Manager (Commercial)
एन टी पी सी लिमिटेड/NTPC LIMITED
EOC, A-8A, Sector-24, Noida-201301 (U.P.)

Form 14A

Name of the Company : NTPC Ltd
Name of the Power Station : Unchahar Stage-IV (ECB)
Quarterly Debt Equity Ratio
Expenditure is provisional

PART-I
Form-14A

(Rs. crore)

(Rs. crore)

	Qtr Ended on	Expn. During Qtr	Cumulative Expn. Upto the end of Qtr	Debt Applied (Dom Bank and Bonds)	Repayments of DB & Bonds	Cumulative debt applied (DB & Bonds)	Debt Applied (ECB)	Repayments of ECB	ERV	Cumulative debt applied (ECB)	Cumulative debt applied (Total)	Debt Equity Ratio	Normative (debt	Interest Rate p.a.	Notional IDC	Cumulative Notional IDC
		-	-	-		-	-			-	-					
2018-Qtr4	31-03-2019	9.46	9.46			-	-			-	-	0:100	6.62	1.05%	0.07	0.07
2019-Qtr1	30-06-2019	-	9.46	-		-	-			-	-	0:100	6.62	1.05%	0.07	0.14
2019-Qtr2	30-09-2019	-	9.46	-		-				-	-	0:100	6.62	1.05%	0.07	0.20
2019-Qtr3	31-12-2019	12.53	21.99	-		-	-			-	-	0:100	15.39	1.05%	0.16	0.36
2019-Qtr4	31-03-2020	43.18	65.17	20.00		20.00	15.68		1.964	14.68	34.68	33:67	45.62	1.00%	0.11	0.47
2020-Qtr1	30-06-2020	1.80	66.97	-		20.00	4.97			19.53	39.53	49:41	46.65	0.94%	0.07	0.54
2020-Qtr2	30-09-2020	12.01	78.96	-		20.00	26.47			45.00	65.00	64:16	55.20	0.81%	-	0.54
2020-Qtr3	31-12-2020	18.12	97.10	-		20.00	11.97			57.97	77.97	60:20	67.97	0.98%	-	0.54
2020-Qtr4	31-03-2021	59.02	156.12	-		20.00	16.05		(3.037)	71.01	91.01	58:42	109.70	0.48%	0.09	0.63
2021-Qtr1	30-06-2021	5.65	166.57	29.50		49.50	-			71.01	120.51	72:28	116.60	0.67%	-	0.63
2021-Qtr2	30-09-2021	2.93	169.00	12.00		61.50	2.70			73.71	135.21	60:39	118.65	0.74%	-	0.63
2021-Qtr3	31-12-2021	44.45	213.99	-		61.50	30.66			104.37	166.87	79:22	145.78	0.88%	-	0.63
2021-Qtr4	31-03-2022	51.95	265.94	-		61.50	8.32		(6.076)	106.61	168.11	63:38	186.14	0.67%	0.13	0.77
2022-Qtr1	30-06-2022	6.57	272.48	-		61.50	31.40			138.09	167.59	73:27	190.73	0.64%	-	0.77
2022-Qtr2	30-09-2022	23.45	295.93	-		61.50	-			138.09	167.59	67:33	207.15	0.00%	0.00	0.83
2022-Qtr3	16-10-2022	3.21	299.14	-		61.50	-		(11.302)	124.70	166.20	62:38	209.40	0.00%	0.02	0.85
				-		61.50	-									

परिमल पीयूष/PARIMAL PIYUSH
अपर महाप्रबन्धक (वाणिज्यिक)
Addl. General Manager (Commercial)
एन टी पी सी लिमिटेड/NTPC LIMITED
EOC, A-8A, Sector-24, Noida-201301 (U.P.)

Year-Wise details of FERV upto COD for FGUTPS-IV FGD as at 18.10.2022

	JPY Equ. 760Million I Drawl					JPY Equ. 760Million II Drawl				
	JPY	INR	FGUTPS-IV FGD (JPY)	FGUTPS-IV FGD (INR)	Previous Year	JPY	INR	FGUTPS-IV FGD (JPY)	FGUTPS-IV FGD (INR)	Previous Year
			0	3	ERV			2.81%	0	ERV
Ex rate on 31.03.2019		0.655					0.6546			
2019-20										
Opening Balance	-	-	-	-		-	-	-	-	
Drawals	24,67,10,52,632	16,16,03,71,053	20,74,58,882	13,58,09,470		-	-	-	-	
Repayments	-	-	-	-		-	-	-	-	
Closing Balance	24,67,10,52,632	16,16,03,71,053	20,74,58,882	13,58,09,470		-	-	-	-	
FERV		1,29,96,90,653	-	1,06,44,213		-	-	-	-	
Closing Balance	24,67,10,52,632	17,43,99,87,106	20,74,58,882	14,66,52,680		-	-	-	-	
Ex rate on 31.03.2020		0.7058					1			
2020-21										
Opening Balance	24,67,10,52,632	17,43,99,87,106	20,74,58,882	14,66,52,680		10,74,22,92,405	7,54,25,01,956	30,13,29,896	21,15,74,887	
Drawals	-	-	-	-		-	-	-	-	
Repayments	-	-	-	-		-	-	-	-	
Closing Balance	24,67,10,52,632	17,43,99,87,106	20,74,58,882	14,66,52,680		10,74,22,92,405	7,54,25,01,956	30,13,29,896	21,15,74,887	
FERV		(83,63,48,844)	-	(70,32,880)		-	(31,29,99,107)	-	(37,76,027)	
Closing Balance	24,67,10,52,632	16,60,36,15,421	20,74,58,882	13,96,19,827		10,74,22,92,405	7,22,95,02,789	30,13,29,896	20,27,86,020	
Ex rate on 31.03.2021		0.6739					0.6730			
2021-22										
Opening Balance	24,67,10,52,632	16,60,36,15,421	20,74,58,882	13,86,19,827		10,74,22,92,405	7,22,95,02,789	30,13,29,896	20,27,86,020	
Drawals	-	-	-	-		-	-	-	-	
Repayments	-	-	-	-		-	-	-	-	
Closing Balance	24,67,10,52,632	16,60,36,15,421	20,74,58,882	13,86,19,827		10,74,22,92,405	7,22,95,02,789	30,13,29,896	20,27,86,020	
FERV		(1,11,01,97,366)	-	(33,38,052)		-	(48,34,03,158)	-	(1,35,30,693)	
Closing Balance	24,67,10,52,632	15,49,34,21,053	20,74,58,882	13,52,94,178		10,74,22,92,405	6,74,61,99,630	30,13,29,896	18,92,35,175	
Ex rate on 31.03.2022		0.6280					0.6280			
2022-23										
Opening Balance	24,67,10,52,632	15,49,34,21,053	20,74,58,882	13,52,94,178	-	10,74,22,92,405	6,74,61,99,630	30,13,29,896	18,92,35,175	-
Drawals	-	-	-	-		-	-	-	-	
Repayments	-	-	-	-		-	-	-	-	
Closing Balance	24,67,10,52,632	15,49,34,21,053	20,74,58,882	13,52,94,178		10,74,22,92,405	6,74,61,99,630	30,13,29,896	18,92,35,175	
FERV		(1,33,47,59,947)	-	(1,12,23,525)		-	(58,11,88,019)	-	(1,63,01,847)	
Closing Balance	24,67,10,52,632	14,15,87,17,106	20,74,58,882	11,90,60,652		10,74,22,92,405	6,16,50,01,611	30,13,29,896	17,29,33,327	
Ex rate on 18.10.2022		0.5739					0.5739			

परिमल पीयूष/PARIMAL PIYUSH
अपर महाप्रबन्धक (वाणिज्यिक)
Addl. General Manager (Commercial)
एन टी पी सी लिमिटेड/NTPC LIMITED
EOC, A-8A, Sector-24, Noida-201301 (U.P.)

Year-Wise details of FERV upto COD for FGUTPS-IV FGD as at 16.10.2022

	JPY Equ. 75$Million V Drawl					JPY Equ. 75$Million VI Drawl				
	JPY	INR	FGUTPS-IV FGD (JPY)	FGUTPS-IV FGD (JPY)	Previous Year ERV	JPY	INR	FGUTPS-IV FGD (JPY)	FGUTPS-IV FGD (JPY)	Previous Year ERV
			0	0				0	0	
Ex rate on 31.03.2019		1					1			
2019-20										
Opening Balance										
Drawals										
Repayments										
Closing Balance										
FERV										
Closing Balance										
Ex rate wi. 31.03.2020		1					1			
2020-21										
Opening Balance	10,45,60,69,571	7,60,32,48,919	22,15,70,690	15,68,65,966		12,89,05,84,717	9,15,58,87,223	17,34,85,304	12,33,67,960	
Drawals	-	-	-	-		-	-	-	-	
Repayments	-	-	-	-		-	-	-	-	
Closing Balance	10,45,69,69,571	7,43,32,48,919	22,15,70,690	15,68,65,966		12,89,05,84,717	9,15,58,87,223	17,34,85,304	12,33,67,960	
FERV		(35,57,28,388)	-	(77,46,062)			(45,13,23,706)	-	(66,12,380)	
Closing Balance	10,45,69,69,571	7,03,75,40,531	22,15,70,690	14,91,17,074		12,89,05,84,717	8,67,53,63,516	17,34,85,304	11,67,55,610	
Ex rate on 31.03.2021		0.6730					0.6730			
2021-22										
Opening Balance	10,45,69,69,571	7,03,75,40,531	22,15,70,690	14,91,17,074		12,89,05,84,717	8,67,53,63,516	17,34,85,304	11,67,55,610	
Drawals	-	-	-	-		-	-	-	-	
Repayments	-	-	-	-		-	-	-	-	
Closing Balance	10,45,69,69,571	7,03,75,40,531	22,15,70,690	14,91,17,074		12,89,05,84,717	8,67,53,63,516	17,34,85,304	11,67,55,610	
FERV		(47,05,63,631)	-	(55,70,681)			(59,00,70,313)	-	(78,06,839)	
Closing Balance	10,45,69,69,571	6,56,69,76,891	22,15,70,690	13,91,46,393		12,89,05,84,717	8,08,52,93,202	17,34,85,304	10,89,48,771	
Ex rate on 31.03.2022		0.6280					0.6272			
2022-23										
Opening Balance	10,45,69,69,571	6,56,69,76,891	22,15,70,690	13,91,46,393		12,89,05,84,717	8,08,52,93,202	17,34,85,304	10,89,48,771	-
Drawals	-	-	-	-		-	-	-	-	
Repayments	-	-	-	-		-	-	-	-	
Closing Balance	10,45,69,69,571	6,56,69,76,891	22,15,70,690	13,91,46,393		12,89,05,84,717	8,08,52,93,202	17,34,85,304	10,89,48,771	
FERV		(66,57,22,054)	-	(1,19,80,974)			(69,73,86,833)	-	(93,85,555)	
Closing Balance	10,45,69,69,571	6,00,12,54,837	22,15,70,690	12,71,65,419		12,89,05,84,717	7,38,79,06,369	17,34,85,304	9,95,63,216	
Ex rate on 16.10.2022		0.5739					0.5732			

परिमल पीयूष/PARIMAL PIYUSH
अपर महाप्रबन्धक (वाणिज्यिक)
Addl. General Manager (Commercial)
एन टी पी सी लिमिटेड/NTPC LIMITED
EOC, A-8A, Sector-24, Noida-201301 (U.P.)

Year-Wise details of FERV upto COD for FGUTPS-IV FGD as at 10.10.2022

	EURO Loan I Drawl					JBIC GREEN II Drawl				
	EUR	INR	FGUTPS-IV FGD (JPY)	FGUTPS-V FGD (JPY)	Previous Year	JPY	INR	FGUTPS-IV FGD (JPY)	FGUTPS-V FGD (JPY)	Previous Year
			0.0051862	0.0051862	ERV			0.0450043	0.0450043	ERV
Ex rate on 31.03.2019										
2019-20										
Opening Balance										
Drawals										
Repayments										
Closing Balance										
FERV										
Closing Balance										
Ex rate on 31.03.2020		84								
2020-21										
Opening Balance			-	-						
Drawals			-	-						
Repayments			-	-						
Closing Balance			-	-						
FERV			-	-						
Closing Balance			-	-						
Ex rate on 31.03.2021		87.2002					0.8732			
2021-22										
Opening Balance	4,89,31,659	4,35,45,22,664	3,02,703	2,70,00,000		10,00,00,00,000	8,69,45,87,500	46,00,43,478	39,66,00,000	
Drawals	-	-	-	-		-	-	-	-	
Repayments	-	-	-	-		-	-	-	-	
Closing Balance	4,89,31,659	4,35,45,22,664	3,02,703	2,70,00,000		10,00,00,00,000	8,69,45,87,500	46,00,43,478	39,66,00,000	
FERV	-	(15,81,43,589)	-	(10,40,177)		-	(38,45,87,500)	-	(1,76,92,697)	
Closing Balance	4,89,31,659	4,19,63,79,075	3,02,703	2,59,59,823		10,00,00,00,000	8,28,00,00,000	46,00,43,478	37,89,07,303	
Ex rate on 31.03.2022		85.7000					0.8280			
2022-23										
Opening Balance	4,89,31,659	4,19,63,79,075	3,02,703	2,59,59,823	-	10,00,00,00,000	8,28,00,00,000	46,00,43,478	37,89,07,303	-
Drawals	-	-	-	-		-	-	-	-	
Repayments	-	-	-	-		-	-	-	-	
Closing Balance	4,89,31,659	4,19,63,79,075	3,02,703	2,59,59,823		10,00,00,00,000	8,28,00,00,000	46,00,43,478	37,89,07,303	
FERV	-	(20,34,48,867)	-	(12,89,516)		-	(54,10,00,000)	-	(2,45,88,353)	
Closing Balance	4,89,31,659	3,99,29,30,208	3,02,703	2,46,70,307		10,00,00,00,000	7,73,90,00,000	46,00,43,478	35,43,18,951	
Ex rate on 10.10.2022		81.5000					0.7739			

परिमल पीयूष/PARIMAL PIYUSH
अपर महाप्रबंधक (वाणिज्यिक)
Add. General Manager (Commercial)
एन टी पी सी लिमिटेड/NTPC LIMITED
EOC, A-8A, Sector-24, Noida-201301 (U.P.)

Year Wise details of FERV upto COD for FGUTPS-IV FGD as at 10.10.2022

(in Rs)

	JBIC GREEN III Drawl				
	JPY	INR	FGUTPS-IV FGD (JPY)	FGUTPS-IV FGD (JPY)	Previous Year
			0.0733419	0.0762419	FERV
Ex rate on 31.03.2019					
2019-20					
Opening Balance					
Drawals					
Repayments					
Closing Balance					
FERV					
Closing Balance					
Ex rate on 31.03.2020					
2020-21					
Opening Balance					
Drawals					
Repayments					
Closing Balance					
FERV					
Closing Balance					
Ex rate on 31.03.2021					
2021-22					
Opening Balance	13,00,00,00,000	9,02,50,00,000	9,84,93,506	6,32,00,000	
Drawals	-	-	-	-	
Repayments	-	-	-	-	
Closing Balance	13,00,00,00,000	9,02,50,00,000	9,84,93,506	6,32,00,000	
FERV		(20,50,00,000)	-	(13,46,078)	
Closing Balance	13,00,00,00,000	9,42,00,00,000	9,84,93,506	6,18,53,922	
Ex rate on 31.03.2022		0.0758			
2022-23					
Opening Balance	13,00,00,00,000	9,42,00,00,000	9,84,93,506	6,18,53,922	
Drawals	-	-	48,01,29,879	30,79,21,559	
Repayments	-	-	-	-	
Closing Balance	13,00,00,00,000	9,42,00,00,000	58,86,23,377	36,97,75,481	
FERV		(61,15,10,000)	-	(3,19,44,525)	(66,38,442)
Closing Balance	13,00,00,00,000	8,80,85,00,000	58,86,23,377	33,78,10,956	
Ex rate on 10.10.2022		0.5709			

परिमल पीयूष/PARIMAL PIYUSH
अपर महाप्रबंधक (वाणिज्यिक)
Addl. General Manager (Commercial)
एन टी पी सी लिमिटेड/NTPC LIMITED
ECC, A-8A, Sector-24, Noida-201301 (U.P.)

Name of the Company	NTPC LIMITED
Name of the Power Station	Unchahar -IV FGD

(Amount in lacs)

			2019-20	2020-21	2021-22	2022-23
JPY Equ. 750Million I Drawl (Repayment from 15-05-2026)			108.44	(79.33)	(93.36)	(112.24)
JPY Equ. 750Million II Drawl (Repayment from 15-05-2026)			-	(87.80)	(135.60)	(163.02)
JPY Equ. 750Million V Drawl (Repayment from 15-05-2026)			-	(77.49)	(99.71)	(119.87)
JPY Equ. 750Million VI Drawl (Repayment from 15-05-2026)			-	(66.12)	(78.07)	(93.56)
EURO Loan I Drawl I (Repayment from 14-08-2028)			-	-	(10.40)	(12.90)
JBIC Green I Drawl II (Repayment from 17-09-2023)			-	-	(176.93)	(248.88)
JBIC Green I Drawl III (Repayment from 17-09-2023)			-	-	(13.46)	(385.43)
			-	-	-	-
			108.44	**(301.74)**	**(607.52)**	**(1,136.19)**

	Total FERV (FERV Sheet)	Transferred to PL (other than BC)- Balance ERV	ERV Treated as BC-IDC	ERV Treated as BC- T/f to PL	ERV in CWIP	Commulative ERV in CWIP	ERV capitalised	ERV after capitalisation
2019-20	108.44	93.21	15.23		(0)	(0.00)		
2020-21	(301.74)	(286.51)	(15.23)		0	(0.00)		
2021-22	(607.52)	(607.52)	-		-	(0.00)		
2022-23	(1,136.19)	(1,136.19)	-		-	(0.00)		
					-	(0.00)		
	(1,937.01)	**(1,937.01)**	**0.00**	**-**	**(0.00)**			

परिमल पीयुष/PARIMAL PIYUSH
अपर महाप्रबन्धक (वाणिज्यिक)
Addl. General Manager (Commercial)
एन टी पी सी लिमिटेड/NTPC LIMITED
EOC, A-8A, Sector-24, Noida-201301 (U.P.)

Details of IDC for Unchahar-IV FGD upto 10.10.2022

Year	IDC DOMESTIC LOAN (1)	IDC BONDS (2)	IDC FOREIGN LOAN- Current Year	Prov Forex Diff - Foreign Loan	IDC Foreign Loan (3)	Total IDC	Financial charges capitalised	Total Finance Charges Capitalized (4)	ERV treated As BC
2019-20	37.81	-	(3.32)	-	(3.32)	34.49		-	15.23
2020-21	127.96	-	20.09	-	20.09	148.05	16.65	16.65	* (15.23)
2021-22	128.16	211.22	43.25	-	43.25	382.63	27.44	27.44	
2022-23 (till 10.10.2022)	77.12	142.35	53.14	(6.71)	46.43	265.90	16.41	16.41	
	-	-	-	-					
	371.05	353.57	113.16	(6.71)	106.45	831.07	60.50	60.50	0.00

परिमल पीयूष/PARIMAL PIYUSH
अपर महाप्रबन्धक (वाणिज्यिक)
Addl. General Manager (Commercial)
एन टी पी सी लिमिटेड/NTPC LIMITED
EOC, A-8A, Sector-24, Noida-201301 (U.P.)

(Amount in lacs)

Total Interest and Finance Charges (6=1+2+3+4+5)	Amort Exp Vendor Disc- Ind AS (7)	Total IDC incl IND AS ADJ (9=6+7+8)	Charged to P&L (10)	IDC taken to CWIP (11=9-10)	Cummulative IDC in CWIP- Ind AS (12)
49.72		49.72		49.72	49.72
149.47		149.47		149.47	199.19
410.08		410.08		410.08	609.27
282.31		282.31		282.31	891.57
891.57	-	891.57	-	891.57	

Ind AS and IGAAP

IDC Capitalized as Unwinding of Vendor Discounting (13)	IDC capitalised to CWIP - IGAAP (14= 11-13)	Cummulative IDC in CWIP post capitalisation IGAAP (15)
	49.72	49.72
-	149.47	199.19
	410.08	609.27
	282.31	891.57
-	891.57	

परिमल पीयूष/PARIMAL PIYUSH
अपर महाप्रबन्धक (वाणिज्यिक)
Addl. General Manager (Commercial)
एन टी पी सी लिमिटेड/NTPC LIMITED
EOC, A-8A, Sector-24, Noida-201301 (U.P.)

Gross Block

IDC Capitalized to Gross Block -Ind AS (16)	Cumulative IDC Capitalized to Gross Block -Ind AS (17)	Cumulative Vendor Discounting in GB as IDC (18)	Cumulative IDC Capitalized to Gross Block - IGAAP (19= 17-18)
	-		
	-		-
	-		-
891.57	891.57		891.57
891.57			

CWIP

Cumulative IDC Capitalized to CWIP Ind AS (20= 12-17)	Cumulative Vendor Discounting CWIP as IDC (21)	IDC Capitalized to Gross Block excluding Vendor Discounting - IGAAP (22= 20-21)
49.72		49.72
199.19		199.19
609.27		609.27
-		-

परिमल पीयूष/PARIMAL PIYUSH
अपर महाप्रबन्धक (वाणिज्यिक)
Addl. General Manager (Commercial)
एन टी पी सी लिमिटेड/NTPC LIMITED
EOC, A-8A, Sector-24, Noida-201301 (U.P.)

Finance Charges for the loan drawn after 01.04.2015

Unchahar-IV FGD

(Rs in lakhs)

Loan	2019-20	2020-21	2021-22	2022-23
JPY Equ. 750Million I Drawl (Repayment from 15-05-2026)	37.06	-	-	
JPY Equ. 750Million II Drawl (Repayment from 15-05-2026)		58.29	-	
JPY Equ. 750Million V Drawl (Repayment from 15-05-2026)		40.97	-	
JPY Equ. 750Million VI Drawl (Repayment from 15-05-2026)		32.53	-	
EURO Loan I Drawl I (Repayment from 14-08-2028)		-	6.98	
JBIC Green I Drawl II (Repayment from 17-09-2023)		-	15.30	
JBIC Green I Drawl III (Repayment from 17-09-2023)		-	18.85	
	-	-	-	
Sub-Total	**37.06**	**131.78**	**41.13**	-

Domestic Bonds				
Bonds Series - 74			0.27	0.11
Bonds Series - 75			0.08	0.05
Sub-Total	-	-	**0.35**	**0.16**

Total	**37.06**	**131.78**	**41.48**	**0.16**

Grand Total **210.48**

Finance Charges capitalized through amortization as IDC

2019-20	
2020-21	16.65
2021-22	27.44
2022-23 (upto 10.10.2022)	16.41
Total	**60.50**
Net Value to be claimed	**149.98**

परिमल पीयूष/PARIMAL PIYUSH
अपर महाप्रबन्धक (वाणिज्यिक)
Addl. General Manager (Commercial)
एन टी पी सी लिमिटेड/NTPC LIMITED
EOC, A-8A, Sector-24, Noida-201301 (U.P.)

Unchahar IV FGD

(Amount in Rs. Lakh)

ERV Charged to P&L Account

Year	Contractor ERV ST-II	BC transferred to P&L	Loan ERV	Total
2019-20			93.21	93.21
2020-21			(286.51)	(286.51)
2021-22			(607.52)	(607.52)
2022-23			(1,136.19)	(1,136.19)
Total	-	-	**(1,937.01)**	**(1,937.01)**

Total FERV not taken to capital Cost

As on 10.10.2021

Sr. No.	Particulars	Amount(in Rs. lakhs)
1	Loan ERV treated as Borrowing Cost drawn after 01.04.2016 transfer to P&L	-
2	Loan FERV after 01.04.2016 transfer to P&L	(1,937.01)
3	Short Term FERV	-
	Total	**(1,937.01)**

परिमल पियूष/PARIMAL PIYUSH
अपर महाप्रबन्धक (वाणिज्यिक)
Addl. General Manager (Commercial)
एन टी पी सी लिमिटेड/NTPC LIMITED
EOC, A-8A, Sector-24, Noida-201301 (U.P.)

Actual Cash expenditure

Name of the Petitioner : NTPC Ltd.

Name of the Generating Station : Unchahar-IV FGD

(in Lakhs)

Particulars	As on 10.10.2022
Expenditure towards Gross Block	33,986.56
Add: Expenditure towards CWIP	
Add: Capital Advances, if any	
Less: Un-discharged liabilities (included above)	4,072.38
Add/Less: Others	-
Payment to contractors/ suppliers towards capital assets (Cash basis)	**29,914.18**

परिमल पीयूष/PARIMAL PIYUSH
अपर महाप्रबन्धक (वाणिज्यिक)
Addl. General Manager (Commercial)
एन टी पी सी लिमिटेड/NTPC LIMITED
EOC, A-8A, Sector-24, Noida-201301 (U.P.)

Details of Reagent for Computation of Supplementary Energy Charge Rate

Form-16A

Annexure-I

Name of the Petitioner: NTPC Limited
Name of the Generating Station: Unchahar Stage-IV (ECS)

S. No.	Month	Unit	For preceding 3rd Month (from ODe) July-2022	For preceding 2nd Month (from ODe) August 2022	For preceding 1st Month (from ODe) September 2022
4	**Opening Quantity**				
1	Opening Quantity of Limestone	tonne	1,528.17	836.88	1,248.00
2	Value of Limestone Stock		34,58,551.15	19,21,490.30	37,88,582.73
1	**Quantity of Limestone supplied by Reagent supply Company**	tonne	532.71	3,410.15	-
2	Adjustment (+/-) in quantity supplied made by Limestone or Reagent supply Company	tonne	NA	NA	NA
3	Net quantity of Limestone Received (1±2)	tonne	532.71	3,410.15	-
4	Amount charged for Limestone supply Company **including Transportation & GST @ 5 %**	(Rs.)	12,69,163.38	78,30,564.21	-
5	Adjustment (+/-) in amount charged made for Limestone supply by the Company	(Rs.)	NA	NA	NA
6	Total amount Charged (4±5)	(Rs.)	12,69,163.38	78,30,564.21	-
7	Transportation charges by rail/shipment transport	(Rs.)	Included above S.N.4	Included above S.N.4	
8	Adjustment (+/-) in amount charged made by Railways/Transport Company	(Rs.)	NA	NA	NA
9	Demurrage Charges, if any	(Rs.)	NA	NA	NA
10	Total Transportation Charges (7±8-9)	(Rs.)	Included above S.N.4	Included above S.N.4	-
11	Total amount Charged for Limestone supplied including Transportation (6+10)	(Rs.)	12,69,163.38	78,30,564.21	-
12	Weighted Average Cost of Limestone during the month	(Rs/tonne)	2,296.26	2,296.26	2,296.26
	Weighted Average Cost Of Limestone including Opening Stock	(Rs/tonne)			2,296.26
13	Purity of Limestone received during the month	(%)	90.00	90.00	90.00
14	Sulphur Content of the coal	%	0.55	0.55	0.55

(Petitioner)

परिमल पीयूष/PARIMAL PIYUSH
अपर महाप्रबन्धक (वाणिज्यिक)
Addl. General Manager (Commercial)
एन टी पी सी लिमिटेड/NTPC LIMITED
EOC, A-8A, Sector-24, Noida-201301 (U.P.)

PART-I
FORM- A

Abstract of Capital Cost Estimates and Schedule of Commissioning for the New Projects

Name of the Petitioner	**NTPC Limited**
Name of the Generating Station	**Unchahar Stage-IV**

New Project

Capital Cost Estimates — **In Rs Cr.**

Board of Director/ Agency approving the Capital cost estimates:	**Chairman & Managing Director**	
Date of approval of the Capital cost estimates:	13.10.2018	
	Current Cost	**Completed Cost**
Price level of approved estimates	Q3 2018-19	Q3 2018-19
Foreign Exchange rate considered for the Capital cost estimates		
Capital Cost excluding IDC,IEDC& FC		
Foreign Component, if any (In Million US $ or the relevant Currency) **[in Rs Crs]**		
Domestic Component (Rs. Crs)		
Capital cost excluding IDC, IEDC, FC, FERV & Hedging Cost (Rs. Cr)	**356.95**	**356.95**
IDC, IEDC,FC, FERV & Hedging Cost		
Foreign Component, if any (In Million US $ or the relevant Currency) **[in Rs Crs]**		
Domestic Component (Rs. Crs)		
Total IDC, IEDC, FC, FERV & Hedging Cost (Rs. Crs)	**41.44**	**41.44**
Working Capital Margin (WCM) (Rs. Crs)	-	
Capital cost Including IDC, IEDC, FC, FERV, Hedging Cost & WCM		
Foreign Component, if any (In Million US $ or the relevant Currency) **[in Rs Crs]**		
Domestic Component (Rs. Crs)	398.39	398.39
Capital cost Including IDC, IEDC& FC (Rs. Crs)	**398.39**	**398.39**
Schedule of Commissioning		
Date of Operation (ODe) of FGD in Station	11.10.2022	

परिमल पीयूष/PARIMAL PIYUSH
अपर महाप्रबन्धक (वाणिज्यिक)
Addl. General Manager (Commercial)
एन टी पी सी लिमिटेड/NTPC LIMITED
EOC, A-8A, Sector-24, Noida 201301 (U.P.)

(Petitioner)

1,207.11

PART-I
FORM- III

Capital Cost for 2025 (FY21 - 26)

Name of the Petitioner: NTPC Limited
Name of the Generating Station: Dhuvaran Stage-III

(Amount in Rs. Lacs)

Sr. No.	Work Down	As per Investment Approval	Capitalisation as on date of Operationalisation of FGD as on 31.01.2022	Total Liabilities corresponding to Capitalisation shown in Column (4)	Capitalisation as on 31-03-2024	Total Liabilities corresponding to Capitalisation shown in Column (6)	Variation With Respect to (5)	Specific Reasons for Variation
(1)	(2)	(3)	(4)	(5)	(6)	(7)	(8)=(6)-(5)	(9)
1.0	FGD							
a	Fixed & Machinery		29,913.04	4,064.99	33,903.03	533.71		The responsible submitted that the variance in fixed cost/base is in that latest procurement and capitalization in a better scenario, that despite not in place level of material and labour rates in different level of investment approval. Petitioner through careful project management has managed to complete that cost under the initial estimate cost/Latest during investment approval. Further, it is further submitted that due to various unforeseen circumstances, including the COVID-19 pandemic and unprecedented expenses in FGD systems within India, the project was unable to meet its initial completion deadline. However, the Petitioner maintained sound financial management by ensuring the completion of work. As a result, the Petitioner has successfully contained the total project cost, showing a within the cost estimate.
b	Civil Works - FGD							
1	Chimney Lighting - FGD		3,119.26		3,129.26			
2	Unit Control Room Building		929.58		929.58			
c	Buildings							
1	Rail Mill Building	33,983.04	277.36		277.36			
2	Turn-off, Dosimetry Building & Gas-air Booster Hous		947.51		947.51		66.52	
d	Auxiliary Works including Roads and Drains		78.77	6.01	78.77	5.31		
e	Pre Commissioning Expenditure		231.33	13.01	231.33			
f	Total Plant & Equipment (excluding Civil Works)		33,903.03	4,072.38	34,223.02	897.13		
g	Initial Spares				277.74			
	Total Capital cost excluding IDC & FC	33,983.04	33,903.03	4,072.38	33,903.03	897.13		
1	IDC, IEDC FC, FERV & Hedging Cost							
1.1	Interest During Construction (IDC)		891.67		891.67			
1.2	Financing Charges (FC)							
1.3	Initial Expenditure During Construction (IEDC)	4,141.02	1,308.84		1,308.84		2,940.00	
1.4	Foreign Exchange Rate Variation (FERV) Cashflows							
1.5	Hedging Cost							
	Total of IDC, FC, IEDC, FERV & Hedging Cost		2,200.51		2,200.51			
	Capital cost of FGD including IDC, FC, FERV & Hedging Cost	38,124.06	36,103.54	4,072.38	37,101.36	897.13	2,940.00	

PARIMAL PIYUSH
Additional General Manager (Commercial)
Addl. General Manager (Commercial)
एन टी पी सी लिमिटेड/NTPC LIMITED
EOC, A-8A, Sector-24, Noida-201301 (U.P.)

PART I
FORM- I

Name of the Petitioner: NTPC Limited
Name of the Generating Station: Dhuvaran Stage-IV (GSS)

Statement of Capital cost
(To be given for relevant dates and year wise)

(Amount in Rs. Lakh)

S. No.	Particulars	FY 2023-24 (on COD)			FY 2024-25 (From COD to 31.03.2025)			FY 2025-26		
		Accrual Basis	De-exchanged Liabilities	Cash Basis				Accrual Basis	De-exchanged Liabilities	Cash Basis
A	a) Opening Gross Block Amount as per books	-	-	-	35,923.56	4,272.38	31,651.18	35,972.19	1,598.24	32,164.63
	b) Amount of IDC in Add above	-	-	-	891.57	-	891.57	891.57	-	891.57
	c) Amount of FC in Add above	-	-	-	-	-	-	-	-	-
	d) Amount of FERV in Add above	-	-	-	-	-	-	-	-	-
	e) Amount of Hedging Cost in Add above	-	-	-	-	-	-	-	-	-
	f) Amount of IEDC in Add above				1,208.54	-	1,208.54	1,208.54	-	1,208.54
B	a) Addition in Gross Block Amount during the period (Break up to be given)				148.63	-	148.63	1,056.19	8.39	1,248.23
	b) Amount of IDC in Dep above				-	-	-	-	-	-
	c) Amount of FC in Dep above				-	-	-	-	-	-
	d) Amount of FERV in Dep above				-	-	-	-	-	-
	e) Amount of Hedging Cost in Dep above				-	-	-	-	-	-
	f) Amount of IEDC in Dep above				-	-	-	-	-	-
C	a) Add/ less in Gross Block Amount during the period (Transferred from CWIP)	35,923.56	4,272.38	31,651.18	-	-	-	-	-	-
	b) Amount of IDC in Cap above	891.57		891.57	-	-	-	-	-	-
	c) Amount of FC in Cap above	-	-	-	-	-	-	-	-	-
	d) Amount of FERV in Cap above	-	-	-	-	-	-	-	-	-
	e) Amount of Hedging Cost in Cap above	-	-	-	-	-	-	-	-	-
	f) Amount of IEDC in Cap above	1,208.54		1,208.54	-	-	-	-	-	-
D	a) Deletion in Gross Block Amount during the period				-	-	-	-	-	-
	b) Amount of IDC in Dep above				-	-	-	-	-	-
	c) Amount of FC in Dep above				-	-	-	-	-	-
	d) Amount of FERV in Dep above				-	-	-	-	-	-
	e) Amount of Hedging Cost in Dep above				-	-	-	-	-	-
	f) Amount of IEDC in Dep above				-	-	-	-	-	-
E	a) Closing Gross Block Amount as per books	35,923.56	4,272.38	31,651.18	36,072.19	4,272.38	31,799.81	37,137.90	1,606.63	33,412.86
	b) Amount of IDC in Dep above	891.57	-	891.57	891.57	-	891.57	891.57	-	891.57
	c) Amount of FC in Dep above	-	-	-	-	-	-	-	-	-
	d) Amount of FERV in Dep above	-	-	-	-	-	-	-	-	-
	e) Amount of Hedging Cost in Dep above	-	-	-	-	-	-	-	-	-
	f) Amount of IEDC in Dep above	1,208.54	-	1,208.54	1,208.54	-	1,208.54	1,208.54	-	1,208.54

Note
1. Statement shall be revised vide (i) COD of Subsequent Financial year start date and cost date

(Petitioner)

परिमल पीयूष/PARIMAL PIYUSH
अपर महाप्रबंधक (वाणिज्यिक)
Addl. General Manager (Commercial)
एन टी पी सी लिमिटेड/NTPC LIMITED
EOC, A-8A, Sector-24, Noida-201301 (U.P.)

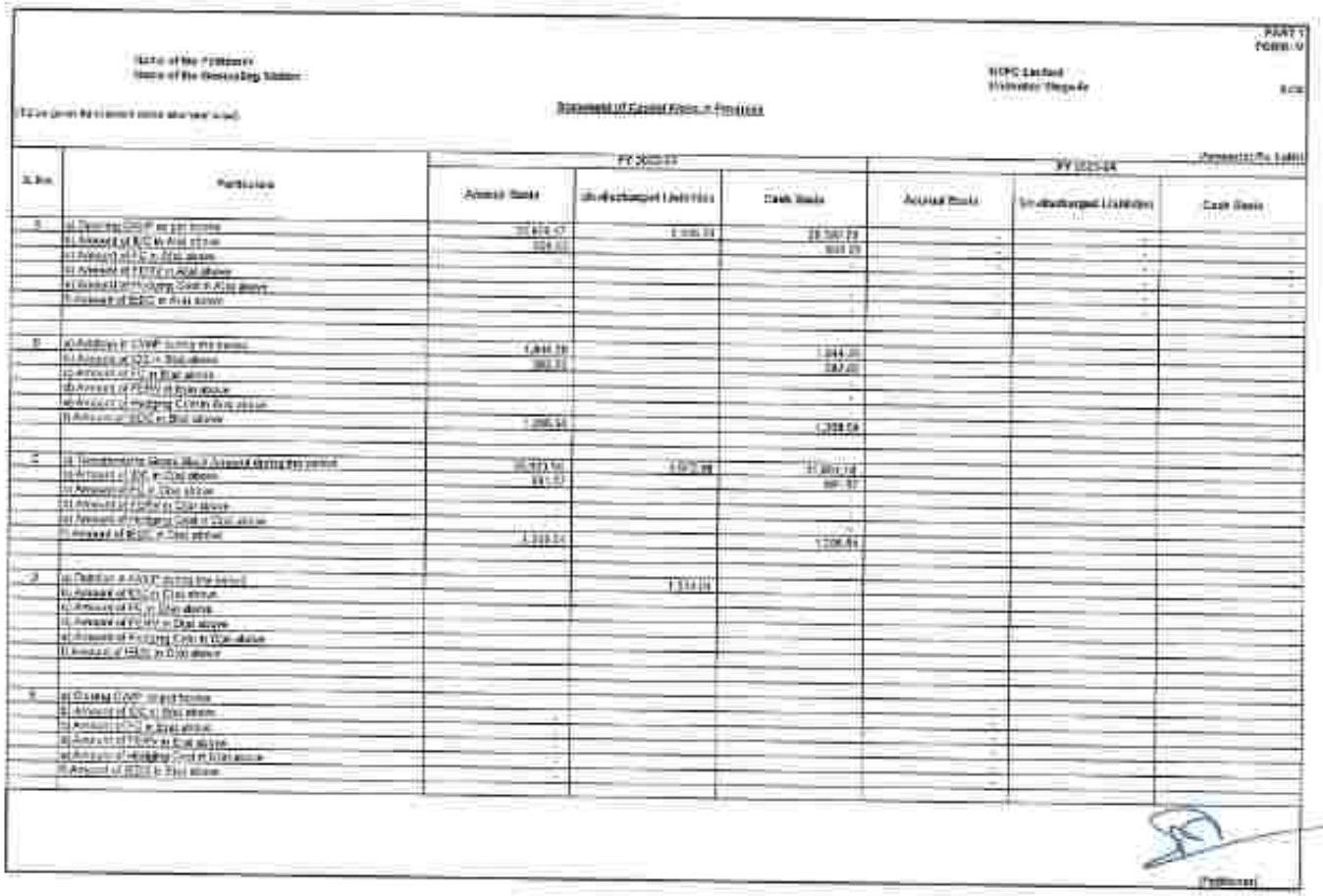

Name of the Petitioner:
Name of the Generating Station:

NTPC Limited
Vindhyachal Stage-IV

PART I
FORM-9

Statement of Capital Cost / Additional Capital Expenditure

(Rupees in Lakh)

S.No.	Particulars	FY 2023-24			FY 2024-25		
		Accrual Basis	Un-discharged Liabilities	Cash Basis	Accrual Basis	Un-discharged Liabilities	Cash Basis
1	a) Opening GCA/P as per books	33,824.47	1,106.31	28,797.79	-	-	-
	b) Amount of ACE in the year	934.00		934.00	-	-	-
	c) Amount of DCR in the above				-	-	-
	d) Amount of FERV in the above				-	-	-
	e) Amount of Hedging Cost in the above				-	-	-
	f) Amount of IDC in the above				-	-	-
2	a) Addition in GCA/P during the year	1,844.78		1,844.78			
	b) Amount of DCR in the above	387.00		387.00			
	c) Amount of FERV in the above						
	d) Amount of FERV in the above						
	e) Amount of Hedging Cost in the above						
	f) Amount of IDC in the above	1,206.54		1,206.54			
3	a) De-capitalisation during the year	31,823.50	1,106.31	31,823.50			
	b) Amount of DCR in the above	934.00		934.00			
	c) Amount of FERV in the above						
	d) Amount of FERV in the above						
	e) Amount of Hedging Cost in the above						
	f) Amount of IDC in the above	1,206.54		1,206.54			
4	a) Capitalisation during the year		1,844.78				
	b) Amount of DCR in the above						
	c) Amount of FERV in the above						
	d) Amount of FERV in the above						
	e) Amount of Hedging Cost in the above						
	f) Amount of IDC in the above						
5	a) Closing GCA/P as per books	-		-	-	-	-
	b) Amount of DCR in the above	-		-	-	-	-
	c) Amount of FERV in the above	-		-	-	-	-
	d) Amount of FERV in the above	-		-	-	-	-
	e) Amount of Hedging Cost in the above	-		-	-	-	-
	f) Amount of IDC in the above	-		-	-	-	-

(Petitioner)

परिमल पीयूष/PARIMAL PIYUSH
अपर महाप्रबन्धक (वाणिज्यिक)
Addl. General Manager (Commercial)
एन टी पी सी लिमिटेड/NTPC LIMITED
EOC, A-8A, Sector-24, Noida-201301 (U.P.)

PART-I
FORM-N

Calculation of Interest on Normative Loan

Name of the Company :	**NTPC Limited**
Name of the Power Station :	**Unchahar Stage-IV (ECS)**

(Amount in Rs Lakh)

S. No.	Particulars	2022-23 (11.10.2022 to 31.03.2023)	2023-24
1	2		11
1	Gross Normative loan – Opening	21,104.38	21,338.02
2	Cumulative repayment of Normative loan up to previous year	-	741.34
3	**Net Normative loan – Opening**	21,104.38	20,596.68
4	Add: Increase due to addition during the year / period	104.74	733.76
5	Less: Decrease due to de-capitalisation during the year / period	-	-
6	Less: Decrease due to reversal during the year / period	-	-
7	Add: Increase due to discharges during the year / period	128.90	2,072.69
8	Less: Repayment of Loan	741.34	1,685.88
9	**Net Normative loan - Closing**	20,596.68	21,717.24
10	**Average Normative loan**	20,850.53	21,156.96
11	Weighted average rate of interest*	3.20%	3.35%
12	**Interest on Loan**	**666.69**	**708.74**

(Petitioner)

परिमल पीयूष/PARIMAL PIYUSH
अपर महाप्रबन्धक (वाणिज्यिक)
Addl. General Manager (Commercial)
एन टी पी सी लिमिटेड/NTPC LIMITED
EOC, A-8A, Sector-24, Noida-201301 (U.P.)

Flow of capital Liabilities form date of Ode Onwards

Unchahar STAGE IV- ECS

ECS

Part-I

Form-5

Amount in Rs lacs

Sr. No.	Name of the Party	Name of the work	Year of creation of liability capitalised in Gross Block	Remarks	Undischarged liabilities relating to GB as on 11.10.2022
(1)	(2)	(3)	(4)		(5)
1	1131041 GE POWER INDIA LIMITED	PO for initial advance for FGD Package for FGUTTP-IV	2022-23	Claimed	2,911.09
2	1131041 GE POWER INDIA LIMITED	Civil and Architectural works of Stage IV Unchahar Wet FGD facilities	2022-23	Claimed	743.02
3	1145519 A P CONSTRUCTION	Area grading/levelling in FGD ST-4	2022-23	Claimed	3.58
4	1131041 GE POWER INDIA LIMITED	FGD ERECTION AND COMMISSIONG MECH WORK	2022-23	Claimed	202.49
5	1131041 GE POWER INDIA LIMITED	STRUCTURAL WORKS FGD ST-4 UCR	2022-23	Claimed	30.54
6	1049100 GOVIND CONSTRUCTION	Rerouting of 33kV Solar Cable	2022-23	Claimed	0.02
7	1131041 GE POWER INDIA LIMITED	FGD ERECTION AND COMMISSIONG OF C&I WORK	2022-23	Claimed	88.79
8	1131041 GE POWER INDIA LIMITED	FGD ERECTION AND COMMISSIONG OF C&I WORK	2022-23	Claimed	72.02
9	1034871 UTILITY POWER TECH LTD	ASSISTANCE IN COMMISSIONING ACTIVITIES OF FGD ST-4 (1X500MW)THROUGH UPL	2022-23	Claimed	13.84
	Total				4,072.37

(Petitioner)

परिमल पीयूष/PARIMAL PIYUSH
अपर महाप्रबन्धक (वाणिज्यिक)
Addl. General Manager (Commercial)
एन टी पी सी लिमिटेड/NTPC LIMITED
EOC, A-8A, Sector-24, Noida-201301 (U.P.)

Flow of capital Liabilities form date of Ode Onwards
Unchahar STAGE IV- ECS

ECS

Ar

Part-I
Form-S
Amount in Rs lacs

Sr. No.	Name of the Party	Name of the work	Year of creation of liability capitalised in Gross Block	Remarks	liability in additional capitalisation for 2022-23 (DoCE to 31.03.2023)	Contractors ERV updation	Discharge during 2022-23 (DoCE to 31.03.2023)			Undischarged liabilities relating to GB 31.03.2023
							-by payment	-by reversal	Total discharge	
(1)	(2)	(3)	(4)		(6)	(6A)	(7)	(8)	(9)=(7+8)	(10)=(5+6+6A-9)
1	1131041 GE POWER INDIA LIMITED	PO for initial advance for FGD Package for FGUTTP-IV	2022-23	Claimed			66.70		66.70	2,851.39
2	1131041 GE POWER INDIA LIMITED	Civil and Architectural works of Stage-IV Unchahar Wet FGD package.	2022-23	Claimed			8.18		8.18	734.84
3	1145519 A P CONSTRUCTION	Area grading&leveling in FGD ST-4	2022-23	Claimed			0.13		0.13	3.43
4	1131041 GE POWER INDIA LIMITED	FGD ERECTION AND COMMISSIONG MECH WORK	2022-23	Claimed			50.98		50.98	157.51
5	1131041 GE POWER INDIA LIMITED	STRUCTURAL WORKS FGD ST-4 UCR	2022-23	Claimed			2.59		2.59	27.95
6	1049108 GOVIND CONSTRUCTION	Rerouting of 33KV Solar Cable	2022-23	Claimed			0.02		0.02	-
7	1131041 GE POWER INDIA LIMITED	FGD ERECTION AND COMMISSIONG OF C&I WORK	2022-23	Claimed			5.25		5.25	63.54
8	1131041 GE POWER INDIA LIMITED	FGD ERECTION AND COMMISSIONG OF C&I WORK	2022-23	Claimed			38.04		38.04	33.98
9	1034371 UTILITY POWER TECH LTD	ASSISTANCE IN COMMISSIONING ACTIVITIES OF FGD ST-4 (1X500MW)THROUGH UPL	2022-23	Claimed			12.25		12.25	1.59
	Total				-	-	184.14	-	184.14	3,888.22

(Petitioner)

परिमल पीयूष/PARIMAL PIYUSH
अपर महाप्रबन्धक (वाणिज्यिक)
Addl. General Manager (Commercial)
एन टी पी सी लिमिटेड/NTPC LIMITED
EOC, A-8A, Sector-24, Noida-201301 (U.P.)

Flow of capital Liabilities form
date of Ode Onwards
Unchahar STAGE IV- ECS

ECS

Part-I
Form-5
Amount in Rs lacs

Sr. No.	Name of the Party	Name of the work	Year of creation of liability capitalised in Gross Block	Remaers	liability in additional capitalisation for 2023-24	Contractors ERV updation	Discharge during 2023-24			Undischarged liabilities relating to GB 31.03.2024
							-by payment	-by reversal	Total discharge	
(1)	(2)	(3)	(4)		(5)	(6A)	(7)	(8)	(9)=(7+8)	(10)=(5+6+6A-9)
1	1131041 GE POWER INDIA LIMITED	PO for initial advance for FGD Package for FGUTTP-IV	2022-23	Claimed	9.88		2,466.95		2,466.95	362.31
2	1131041 GE POWER INDIA LIMITED	Civil and Architectural works of Stage-IV Unchahar Wet FGD package.	2022-23	Claimed			366.39		366.39	368.45
3	1146519 A P CONSTRUCTION	Area grading&levelling in FGD ST-4	2022-23	Claimed			0.00		0.00	3.42
4	1131041 GE POWER INDIA LIMITED	FGD ERECTION AND COMMISSIONG MECH WORK	2022-23	Claimed			38.36		38.36	113.15
5	1131041 GE POWER INDIA LIMITED	STRUCTURAL WORKS FGD ST-4 UCR	2022-23	Claimed			6.80		6.80	21.16
6	1049106 GOVIND CONSTRUCTION	Rerouting of 33kV Solar Cable	2022-23	Claimed					-	-
7	1131041 GE POWER INDIA LIMITED	FGD ERECTION AND COMMISSIONG OF C&I WORK	2022-23	Claimed			46.89		46.89	34.86
8	1131041 GE POWER INDIA LIMITED	FGD ERECTION AND COMMISSIONG OF C&I WORK	2022-23	Claimed			-		-	33.96
9	1034371 UTILITY POWER TECH LTD	ASSISTANCE IN COMMISSIONING ACTIVITIES OF FGD ST-4 (1X800MW)THROUGH UPL	2022-23	Claimed			1.59		1.59	-
	Total				9.88	-	2,960.98	-	2,960.98	937.13

(Petitioner)

परिमल पीयूष/PARIMAL PIYUSH
अपर महाप्रबन्धक (वाणिज्यिक)
Addl. General Manager (Commercial)
एन टी पी सी लिमिटेड/NTPC LIMITED
EOC, A-8A, Sector-24, Noida-201301 (U.P.)

Form-Q(i)
ADDITIONAL FORM

Name of the Company	NTPC Limited
Name of the Power Station	Unchahar Stage-IV (ECS)

(Amount in Rs Lakh)

SN	Particulars	Unit	2022-23 (11.10.2022 to 31.03.2023)	2023-24
1	Auxiliary consumption	%	8.25	8.25
2	Additional Auxiliary Power Consumption (ECS)	%	1.00	1.00
3	Design SO2 Removal Efficiency	%	95.06%	95.06%
4	SHR		2356.84	2356.84
5	CVPF		3922.69	3922.69
6	Specific Reagent Consumption (kg/kwh)	g/kwh	10.491	10.491
4	Landed Cost of Reagent (Rs/MT)	Rs/MT	2,266	2,266
7	Supplementary Energy Charge (Rs/kwh)	Rs/kwh	0.0756	0.0756
8	Installed Capacity	MW	500	500
9	No of Days in the year	Days	365	366
10	ESO in 1 Day	MU	9.46	9.46
11	Cost of Reagent consumed in a day	Rs Lakh	2.46	2.46

ECR supp	sECR= [(SRC x LPR / 10)/(100-[AUXn + AUXeri])]	0.0756	Rs/kWh
dECR	ECReri-ECRn	0.050	Rs/kWh
SRC	[K x SHR x S/CVPF] x [85/ LP]	10.49	g/kWh
K	(35.2 x Design SO2 Removal Efficiency/95%)	34.66	
CVPF		3923	Kcal/Kg
ECRn		4.609	Rs/Kwh
ECReri		4.658	Rs/Kwh
S		0.53	%

PETITIONER

परिमल पीयूष/PARIMAL PIYUSH
अपर महाप्रबन्धक (वाणिज्यिक)
Addl. General Manager (Commercial)
एन टी पी सी लिमिटेड/NTPC LIMITED
EOC, A-8A, Sector-24, Noida-201301 (U.P.)

Form-Q(i) Parameters			
CVPF	3,973.00	3,936.27	3,858.79
CVPF (Average)	3922.69		
LP(Average)	90.00		
Sulphur Content(Average)	0.53		
ECRn(Average)	4.61		
ECREn(Average)	4.66		
Delta			
CVPF (kCal/Kg)	3,973.00	3,936.27	3,858.79
CVSF (kCal/Litre)	9,145.00	9,220.00	9,200.00
LPPF (Rs/MT)	6,929.99	6,718.99	7,225.88
LPSF (Rs/KL)	1,08,262.74	1,08,262.74	1,08,262.74
AUX-Norm (%)	5.25	5.25	5.25
GHR-Norm (kCal/kWh)	2356.84	2356.84	2356.84
SFC-Norm (Litre/kWh)	0.0005	0.0005	0.0005
ECR (INR)	4.534	4.44	4.85
AUX for DESOX(Norm) (%)	1	1.00	1.00
NEW AUX-NORM (%)	7.25	7.25	7.25
NEW GHR-NORM (kCal/kWh)	2356.84	2356.84	2356.84
NEW SFC-NORM (Litre/kWh)	0.0005	0.0005	0.0005
NEW ECR (INR)	4.583	4.49	4.91
Delta ECR ((New ECR-OLD ECR)= ΔECR)	0.0490	0.0486	0.0520

परिमल पीयूष/PARIMAL PIYUSH
अपर महाप्रबंधक (
Addl. General Manager (
एन टी पी सी लिमिटेड/NTPC LIMITED
EOC A-8A, Sector-24, Noida-201301 (U.P.)

PART 1
FORM- O

Calculation of Interest on Working Capital

Name of the Company :	NTPC Limited
Name of the Power Station :	Unchahar Stage-IV (ECS)

(Amount in Rs Lakh)

S. No.	Particulars		2022-23 (11.10.2022 to 31.03.2023)	2023-24
1	2		3	4
	No of days		365	366
1	Cost of Limestone/Reagent Stock	20 days	49.15	49.15
1a	Cost of Limestone/Reagent Advance Payment	30 Days	73.72	73.72
2	**Receivables**	45 days	839.17	872.60
3	O & M Expenses	1 month	56.37	58.35
4	Maintenance Spares	@20%	135.29	140.03
5	Total Working Capital		1153.70	1193.84
6	Rate of Interest	%	10.50	12.00
7	**Interest on Working Capital**		**121.14**	**143.26**

Petitioner

परिमल पीयूष/PARIMAL PIYUSH
अपर महाप्रबन्धक (वाणिज्यिक)
Addl. General Manager (Commercial)
एन टी पी सी लिमिटेड/NTPC LIMITED
EOC, A-8A, Sector-24, Noida-201301 (U.P.)

PART 1
FORM-T

Summary of issue involved in the petition

Name of the Company :		NTPC Limited
Name of the Power Station :		Unchahar STAGE IV- ECS
1	Petitioner:	NTPC Limited
2	Subject	Determination of Supplementary Tariff for 2019-24 period
3	i) Allow Petitioner to bill provisional supplementary tariff based on implementation of FGD system in the instant station till the Supplementary tariff is finally determined & approved by the Hon'ble Commission. ii) Allow the recovery of the cost of reagent consumption through Supplementary Energy Charges from the date of commissioning & put to use of the ECS Schemes till 31.03.2024 iii) Determine & Approve Supplementary Tariff of Unchahar Stage-IV for the tariff period from the date of operationalization of the ECS schemes till 31.03.2024. iv) Grant liberty to approach Hon'ble Commission for undertaking implementation of remaining ECS. v) Direct the beneficiaries of the instant station to not consider the Supplementary energy charge for Merit Order Dispatch. vi) Pass any other order as it may deem fit in the circumstances mentioned above.	
4	Respondents	
	Name of Respondents	
	a. Uttar Pradesh Power Corp. Ltd.	
	b. Rajasthan Urja Vikas Nigam Ltd.	
	c. Haryana Power Purchase Centre	
	d. Punjab State Power Corporation Ltd.	
	e. J&K Power Development Deptt.	
	f. Utrakhand Power Corporation Ltd.	

परिमल पीयूष/PARIMAL PIYUSH
अपर महाप्रबन्धक (वाणिज्यिक)
Addl. General Manager (Commercial)
एन टी पी सी लिमिटेड/NTPC LIMITED
EOC, A-8A, Sector-24, Noida-201301 (U.P.)

THE SOLID WASTE MANAGEMENT RULES, 2016

(as amended to date)



MINISTRY OF ENVIRONMENT, FOREST AND CLIMATE CHANGE

NOTIFICATION

New Delhi, the 8th April, 2016

S.O. 1357(E).—Whereas the draft of the Solid Waste Management Rules, 2015 were published under the notification of the Government of India in the Ministry of Environment, Forest and Climate Change number G.S.R. 451 (E), dated the 3rd June, 2015 in the Gazette of India, part II, Section3, sub- section (i) of the same date inviting objections or suggestions from the persons likely to be affected thereby, before the expiry of the period of sixty days from the publication of the said notification on the Solid Waste Management Rules, 2015 in supersession of the Municipal Solid Waste (Management and Handling) Rules, 2000;

And whereas, copies of the said Gazette were made available to the public on the 3rd June, 2015;

And whereas, the objections or comments received within the stipulated period were duly considered by the Central Government;

Now, therefore, in exercise of the powers conferred by sections 3, 6 and 25 of the Environment (Protection) Act, 1986 (29 of 1986) and in supersession of the Municipal Solid Waste (Management and Handling) Rules, 2000, except as respect things done or omitted to be done before such supersession, the Central Government hereby makes the following rules for management of Solid Waste, namely: -

1. Short title and commencement. –

(1) These rules may be called the Solid Waste Management Rules, 2016.

(2) They shall come into force on the date of their publication in the Official Gazette.

2. Application.- These rules shall apply to every urban local body, outgrowths in urban agglomerations, census towns as declared by the Registrar General and Census Commissioner of India, [1][villages with population more than 3000,] notified areas, notified industrial townships, areas under the control of Indian Railways, airports, airbases, Ports and harbours, defence establishments, special economic zones, State and Central government organisations, places of pilgrims, religious and historical importance as may be notified by respective State government from time to time and to every domestic, institutional, commercial and any other non-residential solid waste generator situated in the areas except industrial waste, hazardous waste, hazardous chemicals, bio medical wastes, e-waste, lead acid batteries and radio-active waste, that are covered under separate rules framed under the Environment (Protection) Act, 1986.

3. Definitions – (1) In these rules, unless the context otherwise requires, -

1. **"aerobic composting"** means a controlled process involving microbial decomposition of organic matter in the presence of oxygen;

2. **"anaerobic digestion"** means a controlled process involving microbial decomposition of organic matter in absence of oxygen;

3. **"authorisation"** means the permission given by the State Pollution Control Board or Pollution Control Committee, as the case may be, to the operator of a facility or urban local authority, or any other agency responsible for processing and disposal of solid waste;

4. **"biodegradable waste "** means any organic material that can be degraded by micro-

[1] Ins. the words and figure vide S.O. 1152(E) dated 19th March, 2020

Add. General Manager (Commercial)
NTPC LIMITED

organisms into simpler stable compounds;

5. **"bio-methanation"** means a process which entails enzymatic decomposition of the organic matter by microbial action to produce methane rich biogas;

6. **"brand owner"** means a person or company who sells any commodity under a registered brand label.

7. "**buffer zone**" means zone of no development to be maintained around solid waste processing and disposal facility, exceeding 5 TPD of installed capacity. This will be maintained within total land area allotted for the solid waste processing and disposal facility.

8. **"bulk waste generator"** means and includes buildings occupied by the Central government departments or undertakings, State government departments or undertakings, local bodies, public sector undertakings or private companies, hospitals, nursing homes, schools, colleges, universities, other educational institutions, hostels, hotels, commercial establishments, markets, places of worship, stadia and sports complexes having an average waste generation rate exceeding 100kg per day;

9. **"bye-laws"** means regulatory framework notified by local body, census town and notified area townships for facilitating the implementation of these rules effectively in their jurisdiction.

10. **"census town"** means an urban area as defined by the Registrar General and Census Commissioner of India;

11. **"combustible waste"** means non-biodegradable, non-recyclable, non-reusable, non-hazardous solid waste having minimum calorific value exceeding 1500 kcal/kg and excluding chlorinated materials like plastic, wood pulp, etc;

12. "**composting**" means a controlled process involving microbial decomposition of organic matter;

13. "**contractor**" means a person or firm that undertakes a contract to provide materials or labour to perform a service or do a job for service providing authority;

14. **"co-processing"** means use of non-biodegradable and non recyclable solid waste having calorific value exceeding 1500 kcal as raw material or as a source of energy or both to replace or supplement the natural mineral resources and fossil fuels in industrial processes;

15. **"decentralised processing"** means establishment of dispersed facilities for maximizing the processing of bio-degradable waste and recovery of recyclables closest to the source of generation so as to minimize transportation of waste for processing or disposal;

16. "**disposal**" means the final and safe disposal of post processed residual solid waste and inert street sweepings and silt from surface drains on land as specified in Schedule I to prevent contamination of ground water, surface water, ambient air and attraction of animals or birds;

17. **"domestic hazardous waste"** means discarded paint drums, pesticide cans, CFL bulbs, tube lights, expired medicines, broken mercury thermometers, used batteries, used needles and syringes and contaminated gauge, etc., generated at the household level;

18. **"door to door collection"** means collection of solid waste from the door step of households, shops, commercial establishments, offices, institutional or any other non residential premises and includes collection of such waste from entry gate or a designated location on the ground floor in a housing society, multi storied building or apartments, large residential, commercial or institutional complex or premises;

19. **"dry waste"** means waste other than bio-degradable waste and inert street sweepings and includes recyclable and non recyclable waste, combustible waste and sanitary napkin and diapers, etc;

अपर महाप्रबंधक (वाणिज्यिक)
Addl. General Manager (Commercial)
एन टी पी सी लिमिटेड/NTPC LIMITED

20. **"dump sites"** means a land utilised by local body for disposal of solid waste without following the principles of sanitary land filling;

21. **"extended producer responsibility" (EPR)** means responsibility of any producer of packaging products such as plastic, tin, glass and corrugated boxes, etc., for environmentally sound management, till end-of-life of the packaging products;

22. **"facility"** means any establishment wherein the solid waste management processes namely segregation, recovery, storage, collection, recycling, processing, treatment or safe disposal are carried out;

23. **"fine"** means penalty imposed on waste generators or operators of waste processing and disposal facilities under the bye-laws for non-compliance of the directions contained in these rules and or bye- laws

24. **"Form"** means a Form appended to these rules;

25. **"handling"** includes all activities relating to sorting, segregation, material recovery, collection, secondary storage, shredding, baling, crushing, loading, unloading, transportation, processing and disposal of solid wastes;

26. **"inerts"** means wastes which are not bio-degradable, recyclable or combustible street sweeping or dust and silt removed from the surface drains;

27. **"incineration"** means an engineered process involving burning or combustion of solid waste to thermally degrade waste materials at high temperatures;

28. **"informal waste collector"** includes individuals, associations or waste traders who are involved in sorting, sale and purchase of recyclable materials;

29. **"leachate"** means the liquid that seeps through solid waste or other medium and has extracts of dissolved or suspended material from it;

30. **" local body"** for the purpose of these rules means and includes the municipal corporation, nagar nigam, municipal council, nagarpalika, nagar Palika parishad, municipal board, nagar panchayat and town panchayat, census towns, notified areas and notified industrial townships with whatever name they are called in different States and union territories in India;

31. **"materials recovery facility" (MRF)** means a facility where non-compostable solid waste can be temporarily stored by the local body or any other entity mentioned in rule 2 or any person or agency authorised by any of them to facilitate segregation, sorting and recovery of recyclables from various components of waste by authorised informal sector of waste pickers, informal recyclers or any other work force engaged by the local body or entity mentioned in rule 2 for the purpose before the waste is delivered or taken up for its processing or disposal;

32. **"non-biodegradable waste"** means any waste that cannot be degraded by microorganisms into simpler stable compounds;

33. **"operator of a facility"** means a person or entity, who owns or operates a facility for handling solid waste which includes the local body and any other entity or agency appointed by the local body;

34. **"primary collection"** means collecting, lifting and removal of segregated solid waste from source of its generation including households, shops, offices and any other non-residential premises or from any collection points or any other location specified by the local body;

35. **"processing"** means any scientific process by which segregated solid waste is handled for the purpose of reuse, recycling or transformation into new products;

36. **"recycling"** means the process of transforming segregated non-biodegradable solid waste into new material or product or as raw material for producing new products which may or may not be similar to the original products;

अपर महाप्रबंधक (वाणिज्यिक)
Addl. General Manager (Commercial)
एन टी पी सी लिमिटेड/NTPC LIMITED

37. **"redevelopment"** means rebuilding of old residential or commercial buildings at the same site, where the existing buildings and other infrastructures have become dilapidated;

38. **"refused derived fuel"**(RDF) means fuel derived from combustible waste fraction of solid waste like plastic, wood, pulp or organic waste, other than chlorinated materials, in the form of pellets or fluff produced by drying, shredding, dehydrating and compacting of solid waste;

39. **"residual solid waste"** means and includes the waste and rejects from the solid waste processing facilities which are not suitable for recycling or further processing;

40. **"sanitary land filling "** means the final and safe disposal of residual solid waste and inert wastes on land in a facility designed with protective measures against pollution of ground water, surface water and fugitive air dust, wind-blown litter, bad odour, fire hazard, animal menace, bird menace, pests or rodents, greenhouse gas emissions, persistent organic pollutants slope instability and erosion;

41. **"sanitary waste"** means wastes comprising of used diapers, sanitary towels or napkins, tampons, condoms, incontinence sheets and any other similar waste;

42. **"Schedule"** means the Schedule appended to these rules;

43. **"secondary storage"** means the temporary containment of solid waste after collection at secondary waste storage depots or MRFs or bins for onward transportation of the waste to the processing or disposal facility;

44. **"segregation"** means sorting and separate storage of various components of solid waste namely biodegradable wastes including agriculture and dairy waste, non biodegradable wastes including recyclable waste, non- recyclable combustible waste, sanitary waste and non recyclable inert waste, domestic hazardous wastes, and construction and demolition wastes;

45. **"service provider"** means an authority providing public utility services like water, sewerage, electricity, telephone, roads, drainage, etc;

46. **"solid waste"** means and includes solid or semi-solid domestic waste, sanitary waste, commercial waste, institutional waste, catering and market waste and other non residential wastes, street sweepings, silt removed or collected from the surface drains, horticulture waste, agriculture and dairy waste, treated bio-medical waste excluding industrial waste, bio-medical waste and e-waste, battery waste, radio-active waste generated in the area under the local authorities and other entities mentioned in rule 2;

47. **"sorting"** means separating various components and categories of recyclables such as paper, plastic, card-boards, metal, glass, etc., from mixed waste as may be appropriate to facilitate recycling;

48. **"stabilising"** means the biological decomposition of biodegradable wastes to a stable state where it generates no leachate or offensive odours and is fit for application to farm land, soil erosion control and soil remediation;

49. **"street vendor"** means any person engaged in vending of articles, goods, wares, food items or merchandise of everyday use or offering services to the general public, in a street, lane, side walk, footpath, pavement, public park or any other public place or private area, from a temporary built up structure or by moving from place to place and includes hawker, peddler, squatter and all other synonymous terms which may be local or region specific; and the words "street vending" with their grammatical variations and cognate expressions, shall be construed accordingly;

50. **"tipping fee"** means a fee or support price determined by the local authorities or any state agency authorised by the State government to be paid to the concessionaire or operator of waste processing facility or for disposal of residual solid waste at the landfill;

अपर महाप्रबंधक (वाणिज्यिक)
Addl. General Manager (Commercial)
एन टी पी सी लिमिटेड/NTPC LIMITED

51. **"transfer station"** means a facility created to receive solid waste from collection areas and transport in bulk in covered vehicles or containers to waste processing and, or, disposal facilities;

52. **"transportation"** means conveyance of solid waste, either treated, partly treated or untreated from a location to another location in an environmentally sound manner through specially designed and covered transport system so as to prevent the foul odour, littering and unsightly conditions;

53. **"treatment"** means the method, technique or process designed to modify physical, chemical or biological characteristics or composition of any waste so as to reduce its volume and potential to cause harm;

54. **"user fee"** means a fee imposed by the local body and any entity mentioned in rule 2 on the waste generator to cover full or part cost of providing solid waste collection, transportation, processing and disposal services.

55. "**vermi composting**" means the process of conversion of bio-degradable waste into compost using earth worms;

56. "**waste generator**" means and includes every person or group of persons, every residential premises and non residential establishments including Indian Railways, defense establishments, which generate solid waste;

57. **"waste hierarchy"** means the priority order in which the solid waste is to should be managed by giving emphasis to prevention, reduction, reuse, recycling, recovery and disposal, with prevention being the most preferred option and the disposal at the landfill being the least;

58. **"waste picker"** means a person or groups of persons informally engaged in collection and recovery of reusable and recyclable solid waste from the source of waste generation the streets, bins, material recovery facilities, processing and waste disposal facilities for sale to recyclers directly or through intermediaries to earn their livelihood.

(2) Words and expressions used herein but not defined, but defined in the Environment (Protection) Act, 1986, the Water (Prevention and Control of Pollution) Act, 1974, Water (Prevention and Control of Pollution) Cess Act, 1977 and the Air (prevention and Control of Pollution) Act, 1981 shall have the same meaning as assigned to them in the respective Acts.

4. Duties of waste generators. - (1) Every waste generator shall, -

(a) segregate and store the waste generated by them in three separate streams namely bio-degradable, non bio-degradable and domestic hazardous wastes in suitable bins and handover segregated wastes to authorised waste pickers or waste collectors as per the direction or notification by the local authorities from time to time;

(b) wrap securely the used sanitary waste like diapers, sanitary pads etc., in the pouches provided by the manufacturers or brand owners of these products or in a suitable wrapping material as instructed by the local authorities and shall place the same in the bin meant for dry waste or non- bio-degradable waste;

(c) store separately construction and demolition waste, as and when generated, in his own premises and shall dispose off as per the Construction and Demolition Waste Management Rules, 2016; and

(d) store horticulture waste and garden waste generated from his premises separately in his own premises and dispose of as per the directions of the local body from time to time.

(2) No waste generator shall throw, burn or burry the solid waste generated by him, on streets, open public spaces outside his premises or in the drain or water bodies.

(3) All waste generators shall pay such user fee for solid waste management, as specified

Addl. General Manager (Commercial)
NTPC LIMITED

in the bye-laws of the local bodies.

(4) No person shall organise an event or gathering of more than one hundred persons at any unlicensed place without intimating the local body, at least three working days in advance and such person or the organiser of such event shall ensure segregation of waste at source and handing over of segregated waste to waste collector or agency as specified by the local body.

(5) Every street vendor shall keep suitable containers for storage of waste generated during the course of his activity such as food waste, disposable plates, cups, cans, wrappers, coconut shells, leftover food, vegetables, fruits, etc., and shall deposit such waste at waste storage depot or container or vehicle as notified by the local body.

(6) All resident welfare and market associations shall, within one year from the date of notification of these rules and in partnership with the local body ensure segregation of waste at source by the generators as prescribed in these rules, facilitate collection of segregated waste in separate streams, handover recyclable material to either the authorised waste pickers or the authorised recyclers. The bio-degradable waste shall be processed, treated and disposed off through composting or bio-methanation within the premises as far as possible. The residual waste shall be given to the waste collectors or agency as directed by the local body.

(7) All gated communities and institutions with more than 5,000 sqm area shall, within one year from the date of notification of these rules and in partnership with the local body, ensure segregation of waste at source by the generators as prescribed in these rules, facilitate collection of segregated waste in separate streams, handover recyclable material to either the authorised waste pickers or the authorizsd recyclers. The bio-degradable waste shall be processed, treated and disposed off through composting or bio-methanation within the premises as far as possible. The residual waste shall be given to the waste collectors or agency as directed by the local body.

(8) All hotels and restaurants shall, within one year from the date of notification of these rules and in partnership with the local body ensure segregation of waste at source as prescribed in these rules, facilitate collection of segregated waste in separate streams, handover recyclable material to either the authorised waste pickers or the authorised recyclers. The bio-degradable waste shall be processed, treated and disposed off through composting or bio-methanation within the premises as far as possible. The residual waste shall be given to the waste collectors or agency as directed by the local body.

5. Duties of Ministry of Environment, Forest and Climate Change. - (1) The Ministry of Environment, Forest and Climate Change shall be responsible for over all monitoring the implementation of these rules in the country. It shall constitute a Central Monitoring Committee under the Chairmanship of Secretary, Ministry of Environment, Forest and Climate Change comprising officer not below the rank of Joint Secretary or Advisor from the following namely, -

1) Ministry of Housing and Urban Affairs
2) Ministry of Rural Development
3) Ministry of Chemicals and Fertilizers
4) Ministry of Agriculture
5) Central Pollution Control Board
6) Three State Pollution Control Boards or Pollution Control Committees by rotation
7) Urban Development Departments of three State Governments by rotation
8) Rural Development Departments from two State Governments by rotation
9) Three Urban Local bodies by rotation
10) Two census towns by rotation
11) FICCI, CII

Add. General Manager (Commercial)
NTPC LIMITED

12) Two subject experts

(2). This Central Monitoring Committee shall meet at least once in a year to monitor and review the implementation of these rules. The Ministry of Environment, Forest and Climate Change may co-opt other experts, if needed. The Committee shall be renewed every three years.

6. Duties of Ministry of Housing and Urban Affairs. - (1) The Ministry of Housing and Urban Affairs shall coordinate with State Governments and Union territory Administrations to, -

(a) take periodic review of the measures taken by the states and local bodies for improving solid waste management practices and execution of solid waste management projects funded by the Ministry and external agencies at least once in a year and give advice on taking corrective measures;

(b) formulate national policy and strategy on solid waste management including policy on waste to energy in consultation with stakeholders within six months from the date of notification of these rules;

(c) facilitate States and Union Territories in formulation of state policy and strategy on solid management based on national solid waste management policy and national urban sanitation policy;

(d) promote research and development in solid waste management sector and disseminate information to States and local bodies;

(e) undertake training and capacity building of local bodies and other stakeholders; [1][***]

(f) provide technical guidelines and project finance to states, Union territories and local bodies on solid waste management to facilitate meeting timelines and standards, [2][and]

[3][(g) ensure the implementation of these rules by the States and the Union territories as per rule 11].

7. Duties of Department of Fertilisers, Ministry of Chemicals and Fertilisers. - (1) The Department of Fertilisers through appropriate mechanisms shall, -

(a) provide market development assistance on city compost; and

(b) ensure promotion of co-marketing of compost with chemical fertilisers in the ratio of 3 to 4 bags: 6 to 7 bags by the fertiliser companies to the extent compost is made available for marketing to the companies.

8. Duties of Ministry of Agriculture, Government of India. - The Ministry of Agriculture through appropriate mechanisms shall, -

(a) provide flexibility in Fertiliser Control Order for manufacturing and sale of compost;

(b) propagate utilisation of compost on farm land;

(c) set up laboratories to test quality of compost produced by local authorities or their authorised agencies; and

(d) issue suitable guidelines for maintaining the quality of compost and ratio of use of compost visa-a-vis chemical fertilizers while applying compost to farmland.

9. Duties of the Ministry of Power. -The Ministry of Power through appropriate mechanisms shall, -

(a) decide tariff or charges for the power generated from the waste to energy plants based

---

[1] Omitted the word "and" vide S.O. 1152(E) dated 19th March, 2020

[2] Ins. the word "and" vide S.O. 1152(E) dated 19th March, 2020

[3] Ins. sub-rule 4(iii) vide S.O. 1152(E) dated 19th March, 2020

Add. General Manager (Commercial)
NTPC LIMITED

on solid waste.

(b) compulsory purchase power generated from such waste to energy plants by distribution company.

10. Duties of Ministry of New and Renewable Energy Sources- The Ministry of New and Renewable Energy Sources through appropriate mechanisms shall, -

(a) facilitate infrastructure creation for waste to energy plants; and

(b) provide appropriate subsidy or incentives for such waste to energy plants.

11. Duties of the Secretary–in-charge, Urban Development in the States and Union territories. - (1) The Secretary, Urban Development Department in the State or Union territory through the Commissioner or Director of Municipal Administration or Director of local bodies shall, -

(a) prepare a state policy and solid waste management strategy for the state or the union territory in consultation with stakeholders including representative of waste pickers, self help group and similar groups working in the field of waste management consistent with these rules, national policy on solid waste management and national urban sanitation policy of the Ministry of Housing and Urban Affairs, in a period not later than one year from the date of notification of these rules;

(b) while preparing State policy and strategy on solid waste management, lay emphasis on waste reduction, reuse, recycling, recovery and optimum utilisation of various components of solid waste to ensure minimisation of waste going to the landfill and minimise impact of solid waste on human health and environment;

(c) state policies and strategies should acknowledge the primary role played by the informal sector of waste pickers, waste collectors and recycling industry in reducing waste and provide broad guidelines regarding integration of waste picker or informal waste collectors in the waste management system.

(d) ensure implementation of provisions of these rules by all local authorities;

(e) direct the town planning department of the State to ensure that master plan of every city in the State or Union territory provisions for setting up of solid waste processing and disposal facilities except for the cities who are members of common waste processing facility or regional sanitary landfill for a group of cities; and

(f) ensure identification and allocation of suitable land to the local bodies within one year for setting up of processing and disposal facilities for solid wastes and incorporate them in the master plans (land use plan) of the State or as the case may be, cities through metropolitan and district planning committees or town and country planning department;

(g) direct the town planning department of the State and local bodies to ensure that a separate space for segregation, storage, decentralised processing of solid waste is demarcated in the development plan for group housing or commercial, institutional or any other non-residential complex exceeding 200 dwelling or having a plot area exceeding 5,000 square meters;

(h) direct the developers of Special Economic Zone, Industrial Estate, Industrial Park to earmark at least five percent of the total area of the plot or minimum five plots or sheds for recovery and recycling facility.

(i) facilitate establishment of common regional sanitary land fill for a group of cities and towns falling within a distance of 50 km (or more) from the regional facility on a cost sharing basis and ensure professional management of such sanitary landfills;

(j) arrange for capacity building of local bodies in managing solid waste, segregation and transportation or processing of such waste at source;

(k) notify buffer zone for the solid waste processing and disposal facilities of more than

Add. General Manager (Commercial)
NTPC LIMITED

five tons per day in consultation with the State Pollution Control Board; and

(l) start a scheme on registration of waste pickers and waste dealers.

12. Duties of District Magistrate or District Collector or Deputy Commissioner. - The District Magistrate or District Collector or as the case may be, the Deputy Commissioner shall, -

(a) facilitate identification and allocation of suitable land as per clause (f) of rules 11 for setting up solid waste processing and disposal facilities to local authorities in his district in close coordination with the Secretary-in-charge of State Urban Development Department within one year from the date of notification of these rules;

(b) review the performance of local bodies, at least once in a quarter on waste segregation, processing, treatment and disposal and take corrective measures in consultation with the Commissioner or Director of Municipal Administration or Director of local bodies and secretary-in-charge of the State Urban Development.

13. Duties of the Secretary–in-charge of Village Panchayats or Rural Development Department in the State and Union territory. - (1) The Secretary–in-charge of Village Panchayats or Rural Development Department in the State and Union territory shall have the same duties as the Secretary–in-charge, Urban Development in the States and Union territories, for the areas which are covered under these rules and are under their jurisdictions.

14. Duties of Central Pollution Control Board. -The Central Pollution Control Board shall, -

(a) co-ordinate with the State Pollution Control Boards and the Pollution Control Committees for implementation of these rules and adherence to the prescribed standards by local authorities;

(b) formulate the standards for ground water, ambient air, noise pollution, leachate in respect of all solid waste processing and disposal facilities;

(c) review environmental standards and norms prescribed for solid waste processing facilities or treatment technologies and update them as and when required;

(d) review through State Pollution Control Boards or Pollution Control Committees, at least once in a year, the implementation of prescribed environmental standards for solid waste processing facilities or treatment technologies and compile the data monitored by them;

(e) review the proposals of State Pollution Control Boards or Pollution Control Committees on use of any new technologies for processing, recycling and treatment of solid waste and prescribe performance standards, emission norms for the same within 6 months;

(f) monitor through State Pollution Control Boards or Pollution Control Committees the implementation of these rules by local bodies;

(g) prepare an annual report on implementation of these rules on the basis of reports received from State Pollution Control Boards and Committees and submit to the Ministry of Environment, Forest and Climate Change and the report shall also be put in public domain;

(h) publish guidelines for maintaining buffer zone restricting any residential, commercial or any other construction activity from the outer boundary of the waste processing and disposal facilities for different sizes of facilities handling more than five tons per day of solid waste;

(i) publish guidelines, from time to time, on environmental aspects of processing and disposal of solid waste to enable local bodies to comply with the provisions of these rules; and

(j) provide guidance to States or Union territories on inter-state movement of waste.

Add. General Manager (Commercial)
NTPC LIMITED

15. Duties and responsibilities of local authorities and village Panchayats of census towns and urban agglomerations. - The local authorities and Panchayats shall, -

(a) prepare a solid waste management plan as per state policy and strategy on solid waste management within six months from the date of notification of state policy and strategy and submit a copy to respective departments of State Government or Union territory Administration or agency authorised by the State Government or Union territory Administration;

(b) arrange for door to door collection of segregated solid waste from all households including slums and informal settlements, commercial, institutional and other non residential premises. From multi-storage buildings, large commercial complexes, malls, housing complexes, etc., this may be collected from the entry gate or any other designated location;

(c) establish a system to recognise organisations of waste pickers or informal waste collectors and promote and establish a system for integration of these authorised waste-pickers and waste collectors to facilitate their participation in solid waste management including door to door collection of waste;

(d) facilitate formation of Self Help Groups, provide identity cards and thereafter encourage integration in solid waste management including door to door collection of waste;

(e) frame bye-laws incorporating the provisions of these rules within one year from the date of notification of these rules and ensure timely implementation;

(f) prescribe from time to time user fee as deemed appropriate and collect the fee from the waste generators on its own or through authorised agency;

(g) direct waste generators not to litter i.e throw or dispose of any waste such as paper, water bottles, liquor bottles, soft drink canes, tetra packs, fruit peel, wrappers, etc., or burn or burry waste on streets, open public spaces, drains, waste bodies and to segregate the waste at source as prescribed under these rules and hand over the segregated waste to authorised the waste pickers or waste collectors authorised by the local body;

(h) setup material recovery facilities or secondary storage facilities with sufficient space for sorting of recyclable materials to enable informal or authorised waste pickers and waste collectors to separate recyclables from the waste and provide easy access to waste pickers and recyclers for collection of segregated recyclable waste such as paper, plastic, metal, glass, textile from the source of generation or from material recovery facilities; Bins for storage of bio-degradable wastes shall be painted green, those for storage of recyclable wastes shall be printed [1][blue] and those for storage of other wastes shall be printed black;

(i) establish waste deposition centres for domestic hazardous waste and give direction for waste generators to deposit domestic hazardous wastes at this centre for its safe disposal. Such facility shall be established in a city or town in a manner that one centre is set up for the area of twenty square kilometers or part thereof and notify the timings of receiving domestic hazardous waste at such centres;

(j) ensure safe storage and transportation of the domestic hazardous waste to the hazardous waste disposal facility or as may be directed by the State Pollution Control Board or the Pollution Control Committee;

(k) direct street sweepers not to burn tree leaves collected from street sweeping and store them separately and handover to the waste collectors or agency authorised by local body;

(l) provide training on solid waste management to waste-pickers and waste collectors;

(m) collect waste from vegetable, fruit, flower, meat, poultry and fish market on day to day basis and promote setting up of decentralised compost plant or bio-methanation plant at suitable locations in the markets or in the vicinity of markets ensuring hygienic conditions;

---

[1] Substituted for the word "white" the word "blue" by G.S.R. 293(E) dated 10.4.2019



(n) collect separately waste from sweeping of streets, lanes and by-lanes daily, or on alternate days or twice a week depending on the density of population, commercial activity and local situation;

(o) set up covered secondary storage facility for temporary storage of street sweepings and silt removed from surface drains in cases where direct collection of such waste into transport vehicles is not convenient. Waste so collected shall be collected and disposed of at regular intervals as decided by the local body;

(p) collect horticulture, parks and garden waste separately and process in the parks and gardens, as far as possible;

(q) transport segregated bio-degradable waste to the processing facilities like compost plant, bio-methanation plant or any such facility. Preference shall be given for on-site processing of such waste;

(r) transport non-bio-degradable waste to the respective processing facility or material recovery facilities or secondary storage facility;

(s) transport construction and demolition waste as per the provisions of the Construction and Demolition Waste Management Rules, 2016;

(t) involve communities in waste management and promotion of home composting, bio-gas generation, decentralised processing of waste at community level subject to control of odour and maintenance of hygienic conditions around the facility;

(u) phase out the use of chemical fertilizer in two years and use compost in all parks, gardens maintained by the local body and wherever possible in other places under its jurisdiction. Incentives may be provided to recycling initiatives by informal waste recycling sector.

(v) facilitate construction, operation and maintenance of solid waste processing facilities and associated infrastructure on their own or with private sector participation or through any agency for optimum utilisation of various components of solid waste adopting suitable technology including the following technologies and adhering to the guidelines issued by the Ministry of Housing and Urban Affairs from time to time and standards prescribed by the Central Pollution Control Board. Preference shall be given to decentralised processing to minimize transportation cost and environmental impacts such as-

a) bio-methanation, microbial composting, vermi-composting, anaerobic digestion or any other appropriate processing for bio-stabilisation of biodegradable wastes;

b) waste to energy processes including refused derived fuel for combustible fraction of waste or supply as feedstock to solid waste based power plants or cement kilns;

(w) undertake on their own or through any other agency construction, operation and maintenance of sanitary landfill and associated infrastructure as per Schedule I for disposal of residual wastes in a manner prescribed under these rules;

(x) make adequate provision of funds for capital investments as well as operation and maintenance of solid waste management services in the annual budget ensuring that funds for discretionary functions of the local body have been allocated only after meeting the requirement of necessary funds for solid waste management and other obligatory functions of the local body as per these rules;

(y) make an application in Form-I for grant of authorisation for setting up waste processing, treatment or disposal facility, if the volume of waste is exceeding five metric tones per day including sanitary landfills from the State Pollution Control Board or the Pollution Control Committee, as the case may be;

(z) submit application for renewal of authorisation at least sixty days before the expiry of the validity of authorisation;

(za) prepare and submit annual report in Form IV on or before the 30th April of the succeeding year to the Commissioner or Director, Municipal Administration or designated Officer;

Addl. General Manager (Commercial)
NTPC LIMITED

(zb) the annual report shall then be sent to the Secretary-in-Charge of the State Urban Development Department or village panchayat or rural development department and to the respective State Pollution Control Board or Pollution Control Committee by the 31st May of every year;

(zc) educate workers including contract workers and supervisors for door to door collection of segregated waste and transporting the unmixed waste during primary and secondary transportation to processing or disposal facility;

(zd) ensure that the operator of a facility provides personal protection equipment including uniform, fluorescent jacket, hand gloves, raincoats, appropriate foot wear and masks to all workers handling solid waste and the same are used by the workforce;

(ze) ensure that provisions for setting up of centers for collection, segregation and storage of segregated wastes, are incorporated in building plan while granting approval of building plan of a group housing society or market complex; and

(zf) frame bye-laws and prescribe criteria for levying of spot fine for persons who litters or fails to comply with the provisions of these rules and delegate powers to officers or local bodies to levy spot fines as per the bye laws framed; and

(zg) create public awareness through information, education and communication campaign and educate the waste generators on the following; namely: -

(i) not to litter;

(ii) minimise generation of waste;

(iii) reuse the waste to the extent possible;

(iv) practice segregation of waste into bio–degradable, non-biodegradable (recyclable and combustible), sanitary waste and domestic hazardous wastes at source;

(v) practice home composting, vermi-composting, bio-gas generation or community level composting;

(vi) wrap securely used sanitary waste as and when generated in the pouches provided by the brand owners or a suitable wrapping as prescribed by the local body and place the same in the bin meant for non- biodegradable waste;

(vii) storage of segregated waste at source in different bins;

(viii) handover segregated waste to waste pickers, waste collectors, recyclers or waste collection agencies; and

(ix) pay monthly user fee or charges to waste collectors or local bodies or any other person authorised by the local body for sustainability of solid waste management.

(zh) stop land filling or dumping of mixed waste soon after the timeline as specified in rule 23 for setting up and operationalisation of sanitary landfill is over;

(zi) allow only the non-usable, non-recyclable, non-biodegradable, non-combustible and non-reactive inert waste and pre-processing rejects and residues from waste processing facilities to go to sanitary landfill and the sanitary landfill sites shall meet the specifications as given in Schedule–I, however, every effort shall be made to recycle or reuse the rejects to achieve the desired objective of zero waste going to landfill;

(zj) investigate and analyse all old open dumpsites and existing operational dumpsites for their potential of bio-mining and bio-remediation and wheresoever feasible, take necessary actions to bio-mine or bio-remediate the sites;

(zk) in absence of the potential of bio-mining and bio-remediation of dumpsite, it shall be scientifically capped as per landfill capping norms to prevent further damage to the environment.

Add. General Manager (Commercial)
NTPC LIMITED

[1][(zl) collect and transport bio-degradable, non-bio-degradable and domestic hazardous waste from households including slums and informal settlements, commercial, institutional and other nonresidential premises, multi-storey buildings, large commercial complexes, malls, housing complexes and the like in compartmentalised and covered vehicle to the respective processing facility].

16. Duties of State Pollution Control Board or Pollution Control Committee. - (1) The State Pollution Control Board or Pollution Control Committee shall, -

(a) enforce these rules in their State through local bodies in their respective jurisdiction and review implementation of these rules at least twice a year in close coordination with concerned Directorate of Municipal Administration or Secretary-in-charge of State Urban Development Department;

(b) monitor environmental standards and adherence to conditions as specified under the Schedule I and Schedule II for waste processing and disposal sites;

(c) examine the proposal for authorisation and make such inquiries as deemed fit, after the receipt of the application for the same in Form I from the local body or any other agency authorised by the local body;

(d) while examining the proposal for authorisation, the requirement of consents under respective enactments and views of other agencies like the State Urban Development Department, the Town and Country Planning Department, District Planning Committee or Metropolitan Area Planning Committee, as may be applicable, Airport or Airbase Authority, the Ground Water Board, Railways, power distribution companies, highway department and other relevant agencies shall be taken into consideration and they shall be given four weeks time to give their views, if any;

(e) issue authorisation within a period of sixty days in Form II to the local body or an operator of a facility or any other agency authorised by local body stipulating compliance criteria and environmental standards as specified in Schedules I and II including other conditions, as may be necessary;

(f) synchronise the validity of said authorisation with the validity of the consents;

(g) suspend or cancel the authorization issued under clause (a) any time, if the local body or operator of the facility fails to operate the facility as per the conditions stipulated:

provided that no such authorization shall be suspended or cancelled without giving notice to the local body or operator, as the case may be; and

(h) on receipt of application for renewal, renew the authorisation for next five years, after examining every application on merit and subject to the condition that the operator of the facility has fulfilled all the provisions of the rules, standards or conditions specified in the authorisation, consents or environment clearance.

(2) The State Pollution Control Board or Pollution Control Committee shall, after giving reasonable opportunity of being heard to the applicant and for reasons thereof to be recorded in writing, refuse to grant or renew an authorisation.

(3) In case of new technologies, where no standards have been prescribed by the Central Pollution Control Board, State Pollution Control Board or Pollution Control Committee, as the case may be, shall approach Central Pollution Control Board for getting standards specified.

(4) The State Pollution Control Board or the Pollution Control Committee, as the case may be, shall monitor the compliance of the standards as prescribed or laid down and treatment technology as approved and the conditions stipulated in the authorisation and the standards specified in Schedules I and II under these rules as and when deemed appropriate but not less than once in a year.

(5) The State Pollution Control Board or the Pollution Control Committee may give

[1] Ins. sub-rule (zk) vide S.O. 1152(E) dated 19th March, 2021.

Add. General Manager (Commercial)
NTPC LIMITED

directions to local bodies for safe handling and disposal of domestic hazardous waste deposited by the waste generators at hazardous waste deposition facilities.

(6) The State Pollution Control Board or the Pollution Control Committee shall regulate Inter-State movement of waste.

17. Duty of manufacturers or brand owners of disposable products and sanitary napkins and diapers. - (1) All manufacturers of disposable products such as tin, glass, plastics packaging, etc., or brand owners who introduce such products in the market shall provide necessary financial assistance to local authorities for establishment of waste management system.

(2) All such brand owners who sell or market their products in such packaging material which are non-biodegradable shall put in place a system to collect back the packaging waste generated due to their production.

(3) Manufacturers or brand owners or marketing companies of sanitary napkins and diapers shall explore the possibility of using all recyclable materials in their products or they shall provide a pouch or wrapper for disposal of each napkin or diapers along with the packet of their sanitary products.

(4) All such manufacturers, brand owners or marketing companies shall educate the masses for wrapping and disposal of their products.

18. Duties of the industrial units located within one hundred km from the refused derived fuel and waste to energy plants based on solid waste- All industrial units using fuel and located within one hundred km from a solid waste based refused derived fuel plant shall make arrangements within six months from the date of notification of these rules to replace at least five percent of their fuel requirement by refused derived fuel so produced.

19. Criteria for Duties regarding setting-up solid waste processing and treatment facility. - (1) The department in-charge of the allocation of land assignment shall be responsible for providing suitable land for setting up of the solid waste processing and treatment facilities and notify such sites by the State Government or Union territory Administration.

(2) The operator of the facility shall design and set up the facility as per the technical guidelines issued by the Central Pollution Control Board in this regard from time to time and the manual on solid waste management prepared by the Ministry of Housing and Urban Affairs.

(3) The operator of the facility shall obtain necessary approvals from the State Pollution Control Board or Pollution Control Committee.

(4) The State Pollution Control Board or Pollution Control Committee shall monitor the environment standards of the operation of the solid waste processing and treatment facilities.

(5) The operator of the facility shall be responsible for the safe and environmentally sound operations of the solid waste processing and or treatment facilities as per the guidelines issued by the Central Pollution Control Board from time to time and the Manual on Municipal Solid Waste Management published by the Ministry of Housing and Urban Affairs and updated from time to time.

(6) The operator of the solid waste processing and treatment facility shall submit annual report in Form III each year by 30th April to the State Pollution Control Board or Pollution Committee and concerned local body.

20. Criteria and actions to be taken for solid waste management in hilly areas. - In the hilly areas, the duties and responsibilities of the local authorities shall be the same as mentioned in rule 15 with additional clauses as under:

(a) Construction of landfill on the hill shall be avoided. A transfer station at a suitable enclosed location shall be setup to collect residual waste from the processing facility and inert waste. A suitable land shall be identified in the plain areas down the hill within 25 kilometers for setting up sanitary landfill. The residual waste from the transfer station shall be disposed of at this sanitary

अपर महाप्रबंधक (वाणिज्यिक)
Addl. General Manager (Commercial)
एन टी पी सी लिमिटेड/NTPC LIMITED

landfill.

(b) In case of non-availability of such land, efforts shall be made to set up regional sanitary landfill for the inert and residual waste.

(c) Local body shall frame Bye-laws and prohibit citizen from littering wastes on the streets and give strict direction to the tourists not to dispose any waste such as paper, water bottles, liquor bottles, soft drink canes, tetra packs, any other plastic or paper waste on the streets or down the hills and instead direct to deposit such waste in the litter bins that shall be placed by the local body at all tourist destinations.

(d) Local body shall arrange to convey the provisions of solid waste management under the bye-laws to all tourists visiting the hilly areas at the entry point in the town as well as through the hotels, guest houses or like where they stay and by putting suitable hoardings at tourist destinations.

(e) Local body may levy solid waste management charge from the tourist at the entry point to make the solid waste management services sustainable.

(f) The department in-charge of the allocation of land assignment shall identify and allot suitable space on the hills for setting up decentralised waste processing facilities. Local body shall set up such facilities. Step garden system may be adopted for optimum utilisation of hill space.

21. Criteria for waste to energy process. - (1) Non recyclable waste having calorific value of 1500 Kcal/kg or more shall not be disposed of on landfills and shall only be utilised for generating energy either or through refuse derived fuel or by giving away as feed stock for preparing refuse derived fuel.

(2) High calorific wastes shall be used for co-processing in cement or thermal power plants.

(3) The local body or an operator of facility or an agency designated by them proposing to set up waste to energy plant of more than five tones per day processing capacity shall submit an application in Form-I to the State Pollution Control Board or Pollution Control Committee, as the case may be, for authorisation.

(4) The State Pollution Control Board or Pollution Control Committee, on receiving such application for setting up waste to energy facility, shall examine the same and grant permission within sixty days.

22. Time frame for implementation. - Necessary infrastructure for implementation of these rules shall be created by the local bodies and other concerned authorities, as the case may be, on their own, by directly or engaging agencies within the time frame specified below:

Sl. No.	Activity	Time limit from the date of notification of rules
(1)	(2)	(3)
1.	Identification of suitable sites for setting up solid waste processing facilities	1 year
2.	Identification of suitable sites for setting up common regional sanitary landfill facilities for suitable clusters of local authorities under 0.5 million population and for setting up common regional sanitary landfill facilities or stand alone sanitary landfill facilities by all local authorities having a population of 0.5 million or more .	1 year
3.	Procurement of suitable sites for setting up solid waste processing facility and sanitary landfill facilities	2 years
4.	Enforcing waste generators to practice segregation of bio degradable, recyclable, combustible, sanitary waste domestic	2 years

Add. General Manager (Commercial)
NTPC LIMITED

	hazardous and inert solid wastes at source ,	
5.	Ensure door to door collection of segregated waste and its transportation in covered vehicles to processing or disposal facilities	2 years
6.	Ensure separate storage, collection and transportation of construction and demolition wastes	2 years
7.	Setting up solid waste processing facilities by all local bodies having 100000 or more population	2 years
8.	Setting up solid waste processing facilities by local bodies and census towns below 100000 population.	3 years
9	Setting up common or stand alone sanitary landfills by or for all local bodies having 0.5 million or more population for the disposal of only such residual wastes from the processing facilities as well as untreatable inert wastes as permitted under the Rules	3 years
10.	Setting up common or regional sanitary landfills by all local bodies and census towns under 0.5 million population for the disposal of permitted waste under the rules	3years
11.	Bio-remediation or capping of old and abandoned dump sites	5years

23. State Level Advisory Body. – (1) Every Department in-charge of local bodies of the concerned State Government or Union territory administration shall constitute a State Level Advisory Body within six months from the date of notification of these rules comprising the following members, namely: -

Sl. No	Designation	Member
(1)	(2)	(3)
1.	Secretary, Department of Urban Development or Local self-government department of the State	Chairperson, ex-officio
2.	One representative of Panchayats or Rural development Department not below the rank of Joint Secretary to State Government	Member, ex-officio
3.	One representative of Revenue Department of State Government	Member, ex-officio
4.	One representative from Ministry of Environment, Forest and Climate Change Government of India	Member, ex-officio
5.	One representative Government of India from Ministry of Housing and Urban Affairs,	Member, ex-officio
6.	One representative Government of India from Ministry of Rural Development,	Member, ex-officio
7.	One representative from the Central Pollution Control Board	Member, ex-officio
8.	One representative from the State Pollution Control Board or Pollution Control Committee	Member, ex-officio
9.	One representative from Indian Institute of Technology or National Institute of Technology	Member, ex-officio
10.	Chief town planner of the state	Member
11.	Three representatives from the local bodies by rotation	Member
12.	Two representatives from census towns or urban agglomerations by rotation	Member
13.	One representative from reputed Non-Governmental Organisation or Civil Society working for the waste pickers or informal recycler or solid waste management	Member

Add. General Manager (Commercial)
NTPC LIMITED

14.	One representative from a body representing Industries at the State or Central level	Member
15.	One representative from waste recycling industry	Member
16.	Two subject experts	Member
17.	Co-opt one representative each from agriculture department, and labour department of State Government.	Member

(2) The State Level Advisory Body shall meet at least one in every six months to review the matters related to implementation of these rules, state policy and strategy on solid waste management and give advice to state government for taking measures that are necessary for expeditious and appropriate implementation of these rules.

(3) The copies of the review report shall be forwarded to the State Pollution Control Board or Pollution Control Committee for necessary action.

24. Annual report. - (1) The operator of facility shall submit the annual report to the local body in Form-III on or before the 30th day of April every year.

(2) The local body shall submit its annual report in Form-IV to State Pollution Control Board or Pollution Control Committee and the Secretary-in-Charge of the Department of Urban Development of the concerned State or Union Territory in case of metropolitan city and to the Director of Municipal Administration or Commissioner of Municipal Administration or Officer in -Charge of Urban local bodies in the state in case of all other local bodies of state on or before the 30th day of June every year

(3) Each State Pollution Control Board or Pollution Control Committee as the case may be, shall prepare and submit the consolidated annual report to the Central Pollution Control Board and Ministry of Housing and Urban Affairs on the implementation of these rules and action taken against non complying local body by the 31stday of July of each year in Form-V.

(4) The Central Pollution Control Board shall prepare a consolidated annual review report on the status of implementation of these rules by local bodies in the country and forward the same to the Ministry of Housing and Urban Affairs and Ministry of Environment, Forest and Climate Change, along with its recommendations before the 31stday of August each year.

(5) The annual report shall be reviewed by the Ministry of Environment, Forest and Climate Change during the meeting of Central Monitoring Committee.

25. Accident reporting. - In case of an accident at any solid waste processing or treatment or disposal facility or landfill site, the Officer- in- charge of the facility shall report to the local body in Form-VI and the local body shall review and issue instructions if any, to the in- charge of the facility.

SCHEDULE I

[see rule 15 (w), (zi), 16 (1) (b) (e), 16 (4)]

Specifications for Sanitary Landfills

(A) Criteria for site selection. –

(i) The department in the business allocation of land assignment shall provide suitable site for setting up of the solid waste processing and treatment facilities and notify such sites.

(ii) The sanitary landfill site shall be planned, designed and developed with proper documentation of construction plan as well as a closure plan in a phased manner. In case a new landfill facility is being established adjoining an existing landfill site, the closure plan of existing landfill should form a part of the proposal of such new landfill.

Add. General Manager (Commercial)
NTPC LIMITED

(iii) The landfill sites shall be selected to make use of nearby wastes processing facilities. Otherwise, wastes processing facility shall be planned as an integral part of the landfill site.

(iv) Landfill sites shall be set up as per the guidelines of the Ministry of Housing and Urban Affairs, Government of India and Central Pollution Control Board.

(v) The existing landfill sites which are in use for more than five years shall be improved in accordance with the specifications given in this Schedule.

(vi) The landfill site shall be large enough to last for at least 20-25 years and shall develop 'landfill cells' in a phased manner to avoid water logging and misuse.

(vii) The landfill site shall be 100 meter away from river, 200 meter from a pond, 200 meter from Highways, Habitations, Public Parks and water supply wells and 20 km away from Airports or Airbase. However, in a special case, landfill site may be set up within a distance of 10 and 20 km away from the Airport/Airbase after obtaining no objection certificate from the civil aviation authority/ Air force as the case may be. The Landfill site shall not be permitted within the flood plains as recorded for the last 100 years, zone of coastal regulation, wetland, Critical habitat areas, sensitive eco-fragile areas.

(viii) The sites for landfill and processing and disposal of solid waste shall be incorporated in the Town Planning Department's land-use plans.

(ix) A buffer zone of no development shall be maintained around solid waste processing and disposal facility, exceeding five Tonnes per day of installed capacity. This will be maintained within the total area of the solid waste processing and disposal facility. The buffer zone shall be prescribed on case to case basis by the local body in consultation with concerned State Pollution Control Board.

(x) The biomedical waste shall be disposed of in accordance with the Bio-medical Waste Management Rules, 2016, as amended from time to time. The hazardous waste shall be managed in accordance with the Hazardous and Other Wastes (Management and Transboundary Movement) Rules, 2016, as amended from time to time. The E- waste shall be managed in accordance with the e-Waste (Management) Rules, 2016 as amended from time to time.

(xi) Temporary storage facility for solid waste shall be established in each landfill site to accommodate the waste in case of non-operation of waste processing and during emergency or natural calamities.

(B) Criteria for development of facilities at the sanitary landfills. –

(i) Landfill site shall be fenced or hedged and provided with proper gate to monitor incoming vehicles, to prevent entry of unauthorised persons and stray animals.

(ii) The approach and / internal roads shall be concreted or paved so as to avoid generation of dust particles due to vehicular movement and shall be so designed to ensure free movement of vehicles and other machinery.

(iii) The landfill site shall have waste inspection facility to monitor waste brought in for landfilling h, office facility for record keeping and shelter for keeping equipment and machinery including pollution monitoring equipment. The operator of the facility shall maintain record of waste received, processed and disposed.

(iv) Provisions like weigh bridge to measure quantity of waste brought at landfill site, fire protection equipment and other facilities as may be required shall be provided.

(v) Utilities such as drinking water and sanitary facilities (preferably washing/bathing facilities for workers) and lighting arrangements for easy landfill operations during night hours shall be provided.

(vi) Safety provisions including health inspections of workers at landfill sites shall be carried out made.

(vii) Provisions for parking, cleaning, washing of transport vehicles carrying solid waste shall

अपर महाप्रबंधक (वाणिज्यिक)
Addl. General Manager (Commercial)
एन टी पी सी लिमिटेड/NTPC LIMITED

be provided. The wastewater so generated shall be treated to meet the prescribed standards.

(C) Criteria for specifications for land filling operations and closure on completion of land filling. –

(i) Waste for land filling shall be compacted in thin layers using heavy compactors to achieve high density of the waste. In high rainfall areas where heavy compactors cannot be used, alternative measures shall be adopted.

(ii) Till the time waste processing facilities for composting or recycling or energy recovery are set up, the waste shall be sent to the sanitary landfill. The landfill cell shall be covered at the end of each working day with minimum 10 cm of soil, inert debris or construction material.

(iii) Prior to the commencement of monsoon season, an intermediate cover of 40-65 cm thickness of soil shall be placed on the landfill with proper compaction and grading to prevent infiltration during monsoon. Proper drainage shall be constructed to divert run-off away from the active cell of the landfill.

(iv) After completion of landfill, a final cover shall be designed to minimise infiltration and erosion. The final cover shall meet the following specifications, namely: –

a) The final cover shall have a barrier soil layer comprising of 60 cm of clay or amended soil with permeability coefficient less than 1 x 10^{-7} cm/sec.

b) On top of the barrier soil layer, there shall be a drainage layer of 15 cm.

c) On top of the drainage layer, there shall be a vegetative layer of 45 cm to support natural plant growth and to minimise erosion.

(D) Criteria for pollution prevention. - In order to prevent pollution from landfill operations, the following provisions shall be made, namely: -

(i) The storm water drain shall be designed and constructed in such a way that the surface runoff water is diverted from the landfilling site and leachates from solid waste locations do not get mixed with the surface runoff water. Provisions for diversion of storm water discharge drains shall be made to minimise leachate generation and prevent pollution of surface water and also for avoiding flooding and creation of marshy conditions.

(ii) Non-permeable lining system at the base and walls of waste disposal area. For landfill receiving residues of waste processing facilities or mixed waste or waste having contamination of hazardous materials (such as aerosols, bleaches, polishes, batteries, waste oils, paint products and pesticides) shall have liner of composite barrier of 1.5 mm thick high density polyethylene (HDPE) geo-membrane or geo-synthetic liners, or equivalent, overlying 90 cm of soil (clay or amended soil) having permeability coefficient not greater than 1 x 10-7 cm/sec. The highest level of water table shall be at least two meter below the base of clay or amended soil barrier layer provided at the bottom of landfills.

(iii) Provisions for management of leachates including its collection and treatment shall be made. The treated leachate shall be recycled or utilized as permitted, otherwise shall be released into the sewerage line, after meeting the standards specified in Schedule- II. In no case, leachate shall be released into open environment.

(iv) Arrangement shall be made to prevent leachate runoff from landfill area entering any drain, stream, river, lake or pond. In case of mixing of runoff water with leachate or solid waste, the entire mixed water shall be treated by the concern authority.

(E) Criteria for water quality monitoring. –

(i) Before establishing any landfill site, baseline data of ground water quality in the area shall be collected and kept in record for future reference. The ground water quality

अपर महाप्रबंधक (वाणिज्यिक)
Addl. General Manager (Commercial)
एन टी पी सी लिमिटेड/NTPC LIMITED

within 50 meter of the periphery of landfill site shall be periodically monitored covering different seasons in a year that is, summer, monsoon and post-monsoon period to ensure that the ground water is not contaminated.

(ii) Usage of groundwater in and around landfill sites for any purpose (including drinking and irrigation) shall be considered only after ensuring its quality. The following specifications for drinking water quality shall apply for monitoring purpose, namely: -

S. No.	Parameters	IS 10500:2012, Edition 2.2(2003-09) Desirable limit (mg/l except for pH)
(1)	(2)	(3)
	Arsenic	0.01
	Cadmium	0.01
	Chromium(as Cr^{6+})	0.05
	Copper	0.05
	Cyanide	0.05
	Lead	0.05
	Mercury	0.001
	Nickel	-
	Nitrate as NO_3	45.0
	pH	6.5-8.5
	Iron	0.3
	Total hardness (as $CaCO_3$)	300.0
	Chlorides	250
	Dissolved solids	500
	Phenolic compounds (as C_6H_5OH)	0.001
	Zinc	5.0
	Sulphate (as SO_4)	200

(F) Criteria for ambient air quality monitoring. –

(i) Landfill gas control system including gas collection system shall be installed at landfill site to minimize odour, prevent off-site migration of gases, to protect vegetation planted on the rehabilitated landfill surface. For enhancing landfill gas recovery, use of geomembranes in cover systems along with gas collection wells should be considered.

(ii) The concentration of methane gas generated at landfill site shall not exceed 25 per cent of the lower explosive limit (LEL).

(iii) The landfill gas from the collection facility at a landfill site shall be utilized for either direct thermal applications or power generation, as per viability. Otherwise, landfill gas shall be burnt (flared) and shall not be allowed to escape directly to the atmosphere or for illegal tapping. Passive venting shall be allowed in case if its utilisation or flaring is not possible.

(iv) Ambient air quality at the landfill site and at the vicinity shall be regularly monitored. Ambient air quality shall meet the standards prescribed by the Central Pollution Control Board for Industrial area.

(G) Criteria for plantation at landfill Site. - A vegetative cover shall be provided over the completed site in accordance with the following specifications, namely: -

अपर महाप्रबंधक (वाणिज्यिक)
Addl. General Manager (Commercial)
एन टी पी सी लिमिटेड/NTPC LIMITED

(a) Locally adopted non-edible perennial plants that are resistant to drought and extreme temperatures shall be planted;

(b) The selection of plants should be of such variety that their roots do not penetrate more than 30 cms. This condition shall apply till the landfill is stabilized;

(c) Selected plants shall have ability to thrive on low-nutrient soil with minimum nutrient addition;

(d) Plantation to be made in sufficient density to minimise soil erosion.

(e) Green belts shall be developed all around the boundary of the landfill in consultation with State Pollution Control Boards or Pollution Control Committees.

(H) Criteria for post-care of landfill site. - (1) The post-closure care of landfill site shall be conducted for at least fifteen years and long term monitoring or care plan shall consist of the following, namely: -

(a) Maintaining the integrity and effectiveness of final cover, making repairs and preventing run-on and run-off from eroding or otherwise damaging the final cover;

(b) Monitoring leachate collection system in accordance with the requirement;

(c) Monitoring of ground water in and around landfill;

(d) Maintaining and operating the landfill gas collection system to meet the standards.

(2) Use of closed landfill sites after fifteen years of post-closure monitoring can be considered for human settlement or otherwise only after ensuring that gaseous emission and leachate quality analysis complies with the specified standards and the soil stability is ensured.

(I) Criteria for special provisions for hilly areas. - Cities and towns located on hills shall have location-specific methods evolved for final disposal of solid waste by the local body with the approval of the concerned State Pollution Control Board or the Pollution Control Committee. The local body shall set up processing facilities for utilisation of biodegradable organic waste. The non-biodegradable recyclable materials shall be stored and sent for recycling periodically. The inert and non-biodegradable waste shall be used for building roads or filling-up of appropriate areas on hills. In case of constraints in finding adequate land in hilly areas, waste not suitable for road-laying or filling up shall be disposed of in regional landfills in plain areas.

(J) Closure and Rehabilitation of Old Dumps- Solid waste dumps which have reached their full capacity or those which will not receive additional waste after setting up of new and properly designed landfills should be closed and rehabilitated by examining the following options:

(i) Reduction of waste by bio mining and waste processing followed by placement of residues in new landfills or capping as in (ii) below.

(ii) Capping with solid waste cover or solid waste cover enhanced with geomembrane to enable collection and flaring / utilisation of greenhouse gases.

(iii) Capping as in (ii) above with additional measures (in alluvial and other coarse grained soils) such as cut-off walls and extraction wells for pumping and treating contaminated ground water.

(iv) Any other method suitable for reducing environmental impact to acceptable level.

Add. General Manager (Commercial)
NTPC LIMITED

SCHEDULE II

[see rule 16 (1), (b), (e), 16 (4)]

Standards of processing and treatment of solid waste

A. Standards for composting. - The waste processing facilities shall include composting as one of the technologies for processing of bio degradable waste. In order to prevent pollution from compost plant, the following shall be complied with namely: -

(a) The incoming organic waste at site shall be stored properly prior to further processing. To the extent possible, the waste storage area should be covered. If, such storage is done in an open area, it shall be provided with impermeable base with facility for collection of leachate and surface water run-off into lined drains leading to a leachate treatment and disposal facility;

(b) Necessary precaution shall be taken to minimise nuisance of odour, flies, rodents, bird menace and fire hazard;

(c) In case of breakdown or maintenance of plant, waste intake shall be stopped and arrangements be worked out for diversion of waste to the temporary processing site or temporary landfill sites which will be again reprocessed when plant is in order;

(d) Pre-process and post-process rejects shall be removed from the processing facility on regular basis and shall not be allowed to pile at the site. Recyclables shall be routed through appropriate vendors. The non-recyclable high calorific fractions to be segregated and sent to waste to energy or for RDF production, co-processing in cement plants or to thermal power plants. Only rejects from all processes shall be sent for sanitary landfill site(s).

(e) The windrow area shall be provided with impermeable base. Such a base shall be made of concrete or compacted clay of 50 cm thick having permeability coefficient less than 10^{-7} cm/sec. The base shall be provided with 1 to 2 per cent slope and circled by lined drains for collection of leachate or surface run-off;

(f) Ambient air quality monitoring shall be regularly carried out. Odour nuisance at down-wind direction on the boundary of processing plant shall also be checked regularly.

(g) Leachate shall be re-circulated in compost plant for moisture maintenance.

(h) The end product compost shall meet the standards prescribed under Fertilizer Control Order notified from time to time.

(i) In order to ensure safe application of compost, the following specifications for compost quality shall be met, namely: -

Parameters	Organic Compost (FCO 2009)	Phosphate Rich Organic Manure (FCO 2013)
(1)	(2)	(3)
Arsenic (mg/kg)	10.00	10.00
Cadmium (mg/kg)	5.00	5.00
Chromium (mg/kg)	50.00	50.00
Copper (mg/kg)	300.00	300.00
Lead (mg/kg)	100.00	100.00
Mercury (mg/kg)	0.15	0.15
Nickel (mg/kg)	50.00	50.00
Zinc (mg/kg)	1000.00	1000.00
C/N ratio	<20	Less than 20:1
pH	6.5-7.5	(1:5 solution) maximum 6.7

अपर महाप्रबंधक (वाणिज्यिक)
Addl. General Manager (Commercial)
एन टी पी सी लिमिटेड/NTPC LIMITED

Moisture, percent by weight, maximum	15.0-25.0	25.0
Bulk density (g/cm^3)	<1.0	Less than 1.6
Total Organic Carbon, per cent by weight, minimum	12.0	7.9
Total Nitrogen (as N), per cent by weight, minimum	0.8	0.4
Total Phosphate (as P_2O_5) percent by weight, minimum	0.4	10.4
Total Potassium (as K_20), percent by weight, minimum	0.4	-
Colour	Dark brown to black	-
Odour	Absence of foul Odor	-
Particle size	Minimum 90% material should pass through 4.0 mm IS sieve	Minimum 90% material should pass through 4.0 mm IS sieve
Conductivity (as dsm-1), not more than	4.0	8.2

* Compost (final product) exceeding the above stated concentration limits shall not be used for food crops. However, it may be utilized for purposes other than growing food crops.

B. Standards for treated leachates. -The disposal of treated leachates shall meet the following standards, namely: -

S. No	Parameter	(Mode of Disposal)		
		Inland surface water	Public sewers	Land disposal
(1)	(2)	(3)	(4)	(5)
1.	Suspended solids, mg/l, max	100	600	200
2.	Dissolved solids (inorganic) mg/l, max.	2100	2100	2100
3	pH value	5.5 to 9.0	5.5 to 9.0	5.5 to 9.0
4	Ammonical nitrogen (as N), mg/l, max.	50	50	-
5	Total Kjeldahl nitrogen (as N), mg/l, max.	100	-	-
6	Biochemical oxygen demand (3 days at 27 °C) max.(mg/l)	30	350	100
7	Chemical oxygen demand, mg/l, max.	250	-	-
8	Arsenic (as As), mg/l, max	0.2	0.2	0.2
9	Mercury (as Hg), mg/l, max	0.01	0.01	-
10	Lead (as Pb), mg/l, max	0.1	1.0	-
11	Cadmium (as Cd), mg/l, max	2.0	1.0	-
12	Total Chromium (as Cr), mg/l, max.	2.0	2.0	-
13	Copper (as Cu), mg/l, max.	3.0	3.0	-
14	Zinc (as Zn), mg/l, max.	5.0	15	-
15	Nickel (as Ni), mg/l, max	3.0	3.0	-
16	Cyanide (as CN), mg/l, max.	0.2	2.0	0.2
17	Chloride (as Cl), mg/l, max.	1000	1000	600
18	Fluoride (as F), mg/l, max	2.0	1.5	-
19	Phenolic compounds (as C_6H_5OH) mg/l, max.	1.0	5.0	-

Add. General Manager (Commercial)
NTPC LIMITED

Note: While discharging treated leachates into inland surface waters, quantity of leachates being discharged and the quantity of dilution water available in the receiving water body shall be given due consideration.

C. **Standards for incineration:** The Emission from incinerators /thermal technologies in Solid Waste treatment/disposal facility shall meet the following standards, namely: -

Parameter	Emission standard	
(1)	(2)	(1)
Particulates	50 mg/Nm^3	Standard refers to half hourly average value
HCl	50 mg/Nm^3	Standard refers to half hourly average value
SO_2	200 mg/Nm^3	Standard refers to half hourly average value
CO	100 mg/Nm^3	Standard refers to half hourly average value
	50 mg/Nm^3	Standard refers to daily average value
Total Organic Carbon	20 mg/Nm^3	Standard refers to half hourly average value
HF	4 mg/Nm^3	Standard refers to half hourly average value
NOx (NO and NO_2 expressed as NO_2)	400 mg/Nm^3	Standard refers to half hourly average value
Total dioxins and furans	0.1 ng TEQ/Nm^3	Standard refers to 6-8 hours sampling. Please refer guidelines for 17 concerned congeners for toxic equivalence values to arrive at total toxic equivalence.
Cd + Th + their compounds	0.05 mg/Nm^3	Standard refers to sampling time anywhere between 30 minutes and 8 hours.
Hg and its compounds	0.05 mg/Nm^3	Standard refers to sampling time anywhere between 30 minutes and 8 hours.
Sb + As + Pb + Cr + Co + Cu + Mn + Ni + V + their compounds	0.5 mg/Nm^3	Standard refers to sampling time anywhere between 30 minutes and 8 hours.
Note.- All values corrected to 11% oxygen on a dry basis.		

Note:

(a) Suitably designed pollution control devices shall be installed or retrofitted with the incinerator to achieve the above emission limits.

(b) Waste to be incinerated shall not be chemically treated with any chlorinated disinfectants.

(c) Incineration of chlorinated plastics shall be phased out within two years.

(d) If the concentation of toxic metals in incineration ash exceeds the limits specified in the Hazardous Waste (Management, Handling and Trans boundary Movement) Rules, 2008, as amended from time to time, the ash shall be sent to the hazardous waste treatment, storage and disposal fcaility.

(e) Only low sulphur fuel like LDO, LSHS, Diesel, bio-mass, coal, LNG, CNG, RDF and bio-gas shall be used as fuel in the incinerator.

(f) The CO_2 concentration in tail gas shall not be more than 7%.

Add. General Manager (Commercial)
NTPC LIMITED

(g) All the facilities in twin chamber incinerators shall be designed to achieve a minimum temperature of 950°C in secondary combustion chamber and with a gas residence time in secondary combustion chamber not less than 2 (two) seconds.

(h) Incineration plants shall be operated (combustion chambers) with such temperature, retention time and turbulence, as to achieve total Organic Carbon (TOC) content in the slag and bottom ash less than 3%, or the loss on ignition is less than 5% of the dry weight.

(i) Odour from sites shall be managed as per guidelines of CPCB issued from time to time

FORM – I

[see rule 15 (y) 16 (1) (c), 21(3)]

Application for obtaining authorisation under solid waste management rules for processing/recycling/treatment and disposal of solid waste

To,
The Member Secretary,
State Pollution Control Board or Pollution Control Committee, of.....

Sir,

I/We hereby apply for authorisation under the Solid Waste Management Rules, 2016 for processing, recycling, treatment and disposal of solid waste.

1.	Name of the local body/agency appointed by them/ operator of facility	
2.	Correspondence address Telephone No. Fax No. e-mail:	
3.	Nodal Officer & designation(Officer authorised by the local body or agency responsible for operation of processing/ treatment or disposal facility)	
4.	Authorisation required for setting up and operation of the facility (Please tick mark)	waste processing recycling treatment disposal at landfill
5.	Attach copies of the Documents Site clearance (local body) Proof of Environmental Clearance Consent for establishment Agreement between municipal authority and operating agency Investment on the project and expected return	
6.	**Processing/recycling/treatment of solid waste** (i) Total Quantity of waste to be processed per day Quantity of waste to be recycled Quantity of waste to be treated Quantity of waste to be disposed into landfill (ii) Utilisation programme for waste processed (Product utilisation) (iii) Methodology for disposal (attach details)	

Add. General Manager (Commercial)
NTPC LIMITED

	Quantity of leachate Treatment technology for leachate (iv) Measures to be taken for prevention and control of environmental pollution (v) Measures to be taken for safety of workers working in the plant (vi) Details on solid waste processing/ recycling/treatment/disposal facility (to be attached)	
7.	**Disposal of solid waste** Number of sites identified Quantity of waste to be disposed per day Details of methodology or criteria followed for site selection (attach) Details of existing site under operation Methodology and operational details of landfilling Measures taken to check environmental pollution	
8	Any other information.	

Date:
Place:

Signature:
Designation

Form- II

[see rule 16 (1) (e)]

Format for issue of authorization

File No.: _____
Dated:_____
Authorisation No. _____

To

Ref: Your application number_____dt. _____

The_____State Pollution Control Board/Pollution Control Committee after examining the proposal hereby authorises _____ having administrative office at _____to set up and operate waste processing/recycling/ treatment/disposal facility at _____
The authorisation is hereby granted to operate the facility for processing, recycling, treatment and disposal of solid waste.

The authorisation is subject to the terms and conditions stated below and such conditions as may be otherwise specified in these rules and the standards laid down in Schedules I and II under these rules.

The_____State Pollution Control Board/Pollution Control Committees of the UT may, at any time, revoke any of the conditions applicable under the authorisation and shall communicate the same in writing.

Any violation of the provision of the Solid Waste Management Rules, 2016 will attract the penal provision of the Environment (Protection) Act, 1986 (29 of 1986).

(Member Secretary)
State Pollution Control Board/Pollution Control Committee of the UT
(Signature and designation)

Date:
Place:

Form – III

[see rule 19 (6), 24 (1)]

Format of annual report to be submitted by the operator of facility to the local body

1	Name of the City/Town and State	
2	Population	
3	Area in sq. kilometers	
4	Name & Address of the local body Telephone No. Fax No. E-mail:	
5	Name and address of operator of the facility	
6	Name of officer in-charge of the facility Phone No: Fax No:	

Add. General Manager (Commercial)
NTPC LIMITED

	E-mail:	
7	Number of households in the city/town, Number of non-residential premises in the city Number of election/ administrative wards in the city/town	
8	Quantity of Solid waste	
	Estimated Quantity of solid waste generated in the local body area per day in metric tones	/tpd
	Quantity of solid waste collected per day	/tpd
	Per capita waste collected per day	/gm/day
9	Quantity of solid waste processed	/tpd
	Quantity of solid waste disposed at landfill	/tpd
	Status of Solid Waste Management (SWM) service	
	Segregation and storage of waste at source	
	Whether solid waste is stored at source in domestic/commercial/ institutional bins If yes,	Yes/No
	Percentage of households practice storage of waste at source in domestic bins	%
	Percentage of non-residential premises practice storage of waste at source in commercial /institutional bins	%
	Percentage of households dispose of throw solid waste on the streets	%
	Percentage of non-residential premises dispose of throw solid waste on the streets	%
	Whether solid waste is stored at source in a segregated form	Yes/No
	If yes, Percentage of premises segregating the waste at source	%
	Door to Door Collection of solid waste	
	Whether door to door collection (D2D) of solid waste is being done in the city/town	Yes/No
	if yes	
	Number of wards covered in D2D collection of waste	
	No. of households covered	
	No. of non-residential premises including commercial establishments, hotels, restaurants educational institutions/ offices etc covered	
	Percentage of residential and non-residential premises covered in door to door collection through: Motorized vehicle Containerized tricycle/handcart Other device	% % %
	If not, method of primary collection adopted	
	Sweeping of streets	
	Length of roads, streets, lanes, bye-lanes in the	km

अपर महाप्रबंधक (वाणिज्यिक)
Addl. General Manager (Commercial)
एन टी पी सी लिमिटेड/NTPC LIMITED

	city that need to be cleaned	
	Frequency of street sweepings and percentage of population covered	frequency: Daily / Alternate days / Twice a week / Occasionally % of population covered
	Tools used	
	Manual sweeping	%
	Mechanical sweeping	%
	Whether long handle broom used by sanitation workers	Yes/No
	Whether each sanitation worker is given handcart/tricycle for collection of waste	Yes/No
	Whether handcart / tricycle is containerized	Yes/No
	Whether the collection tool synchronizes with collection/ waste storage containers utilized	Yes/No
	Secondary Waste Storage facilities	
	No. and type of waste storage depots in the city/town Open waste storage sites Masonry bins Cement concrete cylinder bins Dhalao/covered rooms/space Covered metal/plastic containers Upto 1.1 m^3 bins 2 to 5 m^3 bins Above 5m^3 containers Bin-less city	No. Capacity in m^3
	Bin/ population ratio	
	Ward wise details of waste storage depots (attach): Ward No: Area: Population: No. of bins placed Total volume of bins placed	
	Total storage capacity of waste storage facilities in cubic meters	
	Total waste actually stored at the waste storage depots daily	
	Give frequency of collection of waste from the depots	Frequency / No. of bins Daily Alternate day Twice a week Once a week Occasionally
	Whether storage depots have facility for storage of segregated waste in green, blue and black bins	Yes/ No (if yes, add details) No. of green bins:

		No. of blue bins: No. of black bins:	
	Whether lifting of solid waste from storage depots is manual or mechanical. Give percentage	(%) of Manual Lifting of SOLID WASTE	%
		(%) of Mechanical lifting	%
	If mechanical – specify the method used	front-end loaders/ Top loaders	
	Whether solid waste is lifted from door to door and transported to treatment plant directly in a segregated form	Yes/ No	
	Waste Transportation per day Type and Number of vehicles used (pl tick or add)	No. Trips made waste transported	
	Animal cart Tractors Non tipping Truck Tipping Truck Dumper Placers Refuse collectors Compactors Others JCB/loader		
	Frequency of transportation of waste	Frequency Daily Alternate day Twice a week Once a week Occasionally	(%) of waste transported
	Quantity of waste transported each day	/tpd	
	Percentage of total waste transported daily	%	
	Waste Treatment Technologies used		
	Whether solid waste is processed	Yes/No	
	If yes, Quantity of waste processed daily	/tpd	
	Land(s) available with the local body for waste processing (in Hectares)		
	Land currently utilized for waste processing		
	Solid waste processing facilities in operation		
	Solid waste processing facilities under construction		
	Distance of processing facilities from city/town boundary		
	Details of technologies adopted		
	Composting,	Qty. raw material processed Qty. final product produced Qty. sold Qty. of residual waste landfilled	
	Vermi composting	Qty. raw material processed Qty. final product produced Qty. sold Qty. of residual waste landfilled	
	Bio-methanation	Qty. raw material processed	

Add. General Manager (Commercial)
NTPC LIMITED

		Qty. final product produced Qty. sold Qty. of residual waste landfilled
	Refuse Derived Fuel	Qty. raw material processed Qty. final product produced Qty. sold Qty. of residual waste landfilled
	Waste to Energy technology such as incineration, gasification, pyrolysis or any other technology (give detail)	Qty. raw material processed Qty. final product produced Qty. sold Qty. of residual waste landfilled
	Co-processing	Qty. raw material processed
	Combustible waste supplied to cement plant	
	Combustible waste supplied to solid waste based power plants	
	Others	Qty.
	Solid waste disposal facilities	
	No. of dumpsites sites available with the local body	
	No. of sanitary landfill sites available with the local body	
	Area of each such sites available for waste disposal	
	Area of land currently used for waste disposal	
	Distance of dumpsite/landfill facility from city/town	kms
	Distance from the nearest habitation	kms
	Distance from water body	kms
	Distance from state/national highway	kms
	Distance from Airport	kms
	Distance from important religious places or historical monument	kms
	Whether it falls in flood prone area	Yes/No
	Whether it falls in earthquake fault line area	Yes/No
	Quantity of waste landfilled each day	tpd
	Whether landfill site is fenced	Yes/No
	Whether lighting facility is available on site	Yes/No
	Whether Weigh bridge facility available	Yes/No
	Vehicles and equipments used at landfill (specify)	Bulldozer, Compacters etc. available
	Manpower deployed at landfill site	Yes/No (if yes, attach details)
	Whether covering is done on daily basis	Yes/No
	If not, frequency of covering the waste deposited at the landfill	
	Cover material used	
	Whether adequate covering material is available	Yes/No
	Provisions for gas venting provided	Yes/No, (if yes, attach technical data sheet)

अपर महाप्रबंधक (वाणिज्यिक)
Addl. General Manager (Commercial)
एन टी पी सी लिमिटेड/NTPC LIMITED

	Provision for leachate collection	Yes/No, (if yes, attach technical data sheet)
10	Whether an Action Plan has been prepared for improving solid waste management practices in the city	Yes/No (if Yes attach Action Plan details)
11	What separate provisions are made for: Dairy related activities: Slaughter houses waste: C&D waste (construction debris) :	Attach details on Proposals, Steps taken, Yes/No Yes/No Yes/No
12	Details of Post Closure Plan	Attach Plan
13	How many slums are identified and whether these are provided with Solid Waste Management facilities :	Yes/ No (if Yes, attach details)
14	Give details of manpower deployed for collection including street sweeping, secondary storage, transportation, processing and disposal of waste	
15	Mention briefly, the difficulties being experienced by the local body in complying with provisions of these rules	
16	Mention briefly, if any innovative idea is implemented to tackle a problem related to solid waste, which could be replicated by other local bodies.	

Signature of Operator

Dated:
Place:

Add. General Manager (Commercial)
NTPC LIMITED

Form – IV

[see rules 15(za), 24(2)]

Format for annual report on solid waste management to be submitted by the local body

CALENDAR YEAR:	DATE OF SUBMISSION OF REPORT:

1	Name of the City/Town and State	
2	Population	
3	Area in sq. kilometers	
4	Name & Address of the local body Telephone No. Fax No. E-mail:	
5	Name of officer in-charge dealing with solid waste management (SOLID WASTEM) Phone No. Fax No: E-mail:	
6	Number of households in the city/town, Number of non-residential premises in the city Number of election/ administrative wards in the city/town	
7	Quantity of Solid waste (solid waste)	
	Estimated Quantity of solid waste generated in the local body area per day in metric tones	/tpd
	Quantity of solid waste collected per day	/tpd
	Per capita waste collected per day	/gm/day
	Quantity of solid waste processed	/tpd
	Quantity of solid waste disposed at dumpsite/landfill	/tpd
8	Status of Solid Waste Management service	
	Segregation and storage of waste at source Whether SOLID WASTE is stored at source in domestic/commercial/ institutional bins, If yes,	Yes/No
	Percentage of households practice storage of waste at source in domestic bins	%
	Percentage of non-residential premises practice storage of waste at source in commercial /institutional bins	%
	Percentage of households dispose or throw solid waste on the streets	%
	Percentage of non-residential premises dispose of throw solid waste on the streets	%
	Whether solid waste is stored at source in a segregated form, If yes,	Yes/No

Add. General Manager (Commercial)
NTPC LIMITED

	Percentage of premises segregating the waste at source	%
	Door to Door Collection of solid waste	
	Whether door to door collection (D2D) of solid waste is being done in the city/town	Yes/No
	if yes	
	Number of wards covered in D2D collection of waste	
	No. of households covered	
	No. of non-residential premises including commercial establishments, hotels, restaurants educational institutions/ offices etc covered	
	Percentage of residential and non-residential premises covered in door to door collection through:	
	Motorized vehicle Containerized	%
	tricycle/handcart	%
	Other device	%
	If not, method of primary collection adopted	
	Sweeping of streets	
	Length of roads, streets, lanes, bye-lanes in the city that need to be cleaned	km
	Frequency of street sweepings and percentage of population covered	Frequency: Daily / Alternate days / Twice a week / Occasionally % of population covered:
	Tools used	
	Manual sweeping	%
	Mechanical sweeping	%
	Whether long handle broom used by sanitation workers	Yes/No
	Whether each sanitation worker is given handcart/tricycle for collection of waste	Yes/No
	Whether handcart / tricycle is containerized	Yes/No
	Whether the collection tool synchronizes with collection/ waste storage containers utilized	Yes/No
	Secondary Waste Storage facilities	
	No. and type of waste storage depots in the city/town Open waste storage sites Masonry bins Cement concrete cylinder bins Dhalao/covered rooms/space Covered metal/plastic containers Upto 1.1 m^3 bins 2 to 5 m3 bins Above 5m3 containers Bin-less city	No. Capacity in m^3
	Bin/ population ratio	

Add. General Manager (Commercial)
NTPC LIMITED

	Ward wise details of waste storage depots (attach): Ward No: Area: Population: No. of bins placed Total volume of bins placed		
	Total storage capacity of waste storage facilities in cubic meters		
	Total waste actually stored at the waste storage depots daily		
	Give frequency of collection of waste from the depots	Frequency	No. of bins
		Daily	
		Alternate day	
		Twice a week	
		Once a week	
		Occasionally	
	Whether storage depots have facility for storage of segregated waste in green, blue and black bins	Yes/ No (if yes, add details) No. of green bins: No. of blue bins: No. of black bins:	
	Whether lifting of solid waste from storage depots is manual or mechanical. Give percentage (%) of Manual Lifting of solid waste (%) of Mechanical lifting	 % %	
	If mechanical – specify the method used	front-end loaders/ Top loaders	
	Whether solid waste is lifted from door to door and transported to treatment plant directly in a segregated form	Yes/ No	
	Waste Transportation per day Type and Number of vehicles used (pl tick or add)	No. Trips made waste transported	
	Animal cart Tractors Non tipping Truck Tipping Truck Dumper Placers Refuse collectors Compactors Others JCB/loader		
	Frequency of transportation of waste	Frequency Daily Alternate day Twice a week Once a week Occasionally	(%) of waste transported
	Quantity of waste transported each day	/tpd	
	Percentage of total waste transported daily	%	

अपर महाप्रबंधक (वाणिज्यिक)
Addl. General Manager (Commercial)
एन टी पी सी लिमिटेड/NTPC LIMITED

	Waste Treatment Technologies used	
	Whether solid waste is processed	Yes/No
	If yes, Quantity of waste processed daily	/tpd
	Whether treatment is done by local body or through an agency	
	Land(s) available with the local body for waste processing (in Hectares)	
	Land currently utilized for waste processing	
	Solid waste processing facilities in operation	
	Solid waste processing facilities under construction	
	Distance of processing facilities from city/town boundary	
	Details of technologies adopted	
	Composting,	Qty. raw material processed Qty. final product produced Qty. sold Qty. of residual waste landfilled
	Vermi composting	Qty. raw material processed Qty. final product produced Qty. sold Qty. of residual waste landfilled
	Bio-methanation	Qty. raw material processed Qty. final product produced Qty. sold Qty. of residual waste landfilled
	Refuse Derived Fuel	Qty. raw material processed Qty. final product produced Qty. sold Qty. of residual waste landfilled
	Waste to Energy technology such as incineration, gasification, pyrolysis or any other technology (give detail)	Qty. raw material processed Qty. final product produced Qty. sold Qty. of residual waste landfilled
	Co-processing	Qty. raw material processed
	Combustible waste supplied to cement plant	
	Combustible waste supplied to solid waste based power plants	
	Others	Qty.
	Solid waste disposal facilities	
	No. of dumpsites sites available with the local body	
	No. of sanitary landfill sites available with the local body	
	Area of each such sites available for waste disposal	
	Area of land currently used for waste disposal	

Add. General Manager (Commercial)
NTPC LIMITED

	Distance of dumpsite/landfill facility from city/town	kms
	Distance from the nearest habitation	kms
	Distance from water body	kms
	Distance from state/national highway	kms
	Distance from Airport	kms
	Distance from important religious places or historical monument	kms
	Whether it falls in flood prone area	Yes/No
	Whether it falls in earthquake fault line area	Yes/No
	Quantity of waste landfilled each day	tpd
	Whether landfill site is fenced	Yes/No
	Whether Lighting facility is available on site	Yes/No
	Whether Weigh bridge facility available	Yes/No
	Vehicles and equipments used at landfill (specify)	Bulldozer, Compacters etc. available
	Manpower deployed at landfill site	Yes/No (if yes, attach details)
	Whether covering is done on daily basis	Yes/No
	If not, Frequency of covering the waste deposited at the landfill	
	Cover material used	
	Whether adequate covering material is available	Yes/No
	Provisions for gas venting provided	Yes/No, (if yes, attach technical data sheet)
	Provision for leachate collection	Yes/No, (if yes, attach technical data sheet)
9	Whether an Action Plan has been prepared for improving solid waste management practices in the city	Yes/No (if Yes attach Action Plan details)
10	What separate provisions are made for: Dairy related activities: Slaughter houses waste: C&D waste (construction debris) :	Attach details on Proposals, Steps taken, Yes/No Yes/No Yes/No
11	Details of Post Closure Plan	Attach Plan
12	How many slums are identified and whether these are provided with Solid Waste Management facilities :	Yes/ No (if Yes, attach details)
13	Give details of Local body's own manpower deployed for collection including street sweeping, secondary storage, transportation, processing and disposal of waste	
14	Give details of: Contractor/ concessionaire's manpower deployed for collection including street sweeping, secondary storage, transportation, processing and disposal of waste	
15	Mention briefly, the difficulties being experienced by the local body in complying with provisions of these rules	

अपर महाप्रबंधक (वाणिज्यिक)
Addl. General Manager (Commercial)
एन टी पी सी लिमिटेड/NTPC LIMITED

16	Mention briefly, if any innovative idea is implemented to tackle a problem related to solid waste, which could be replicated by other local bodies.	

Signature of CEO/Municipal Commissioner/
Executive Officer/Chief Officer

Dated:
Place:

Form – V
[see rule 24(3)]

Format of annual report to be submitted by the State Pollution Control Board Or Pollution Control Committee to the Central Pollution Control Board

PART-A

To,

The Chairman
Central Pollution Control Board
Parivesh Bhawan,
East Arjun Nagar, Delhi- 110 0032

1.	Name of the State/Union territory	:	
2.	Name & address of the State Pollution Control	:	
3.	Number of local bodies responsible for management of solid waste in the State/Union territory under these rules	:	
4.	No. of authorisation application Received	:	
5.	A Summary Statement on progress made by local body in respect of solid waste management	:	Please attach as Annexure-I
6.	A Summary Statement on progress made by local bodies in respect of waste collection, segregation, transportation and disposal	:	Please attach as Annexure-II
7.	A summary statement on progress made by local bodies in respect of implementation of Schedule II	:	Please attach as Annexure-III
Date: ..... Place:			Chairman or the Member Secretary State Pollution Control Board/ Pollution Control Committee

PART B

Towns/cities

Total number of towns/cities

Total number of ULBs

Number of class I & class II cities/towns

Authorisation status (names/number)

Number of applications received

Number of authorisations granted

Authorisations under scrutiny

SOLID WASTE Generation status

Solid waste generation in the state (TPD)

collected

treated

landfilled

Compliance to Schedule I of SW Rules (Number/names of towns/capacity)

Good practices in cities/towns

House-to-house collection

Segregation

Storage

Covered transportation

Processing of SW (Number/names of towns/capacity)

Solid Waste processing facilities setup:

Sl. No.	Composting	Vermi-composting	Biogas	RDF/Pelletization

Processing facility operational:

Sl. No.	Composting	Vermi-composting	Biogas	RDF/Pelletization

Processing facility under installation/planned:

Sl. No.	Composting	Vermi-composting	Biogas	RDF/Pelletisation

Waste-to-Energy Plants: (Number/names of towns/capacity)

Sl. No.	Plant Location	Status of Operation	Power generation (MW)	Remarks

Disposal of solid waste (number/names of towns/capacity):

Landfill sites identified

Landfill constructed

Landfill under construction

Add. General Manager (Commercial)
NTPC LIMITED

Landfill in operation

Landfill exhausted

Landfilled capped

Solid Waste Dumpsites (number/names of towns/capacity):

Total number of existing dumpsites

Dumpsites reclaimed/capped

Dumpsites converted to sanitary landfill

Monitoring at Waste processing/Landfills sites

Sl. No.	Name of facilities	Ambient air	Groundwater	Leachate quality	Compost quality	VOCs
1.						
2.						
3.						

Status of Action Plan prepared by Municipalities

Total number of municipalities:

Number of Action Plan submitted:

Form – VI

[see rule 25]

Accident Reporting

1.	Date and time of accident	:	
2.	Sequence of events leading to accident	:	
3.	The waste involved in accident	:	
4.	Assessment of the effects of the accidents on human health and the environment	:	
5.	Emergency measures taken	:	
6.	Steps taken to alleviate the effects of accidents	:	
7.	Steps taken to prevent the recurrence of such an accident	:	
Date: ..... Place:		Signature: ..... Designation:	

[F. No. 18-3/2004-HSMD]
BISHWANATH SINHA, Jt. Secy.

Add. General Manager (Commercial)
NTPC LIMITED

केन्द्रीय विद्युत विनियामक आयोग
CENTRAL ELECTRICITY REGULATORY COMMISSION

नई दिल्ली
NEW DELHI

. /Petition No.: 319/RC/2018

/Coram:

. के. पुजारी, /Shri P. K. Pujari, Chairperson
डॉ. एम. के. अय्यर, / Dr. M.K. Iyer, Member
आई. एस. झा, / Sh. I.S. Jha, Member

आद दिनांक /Date of Order: 28th of August, 2019

IN THE MATTER OF

Automatic Generation Control (AGC) implementation in India

AND

IN THE MATTER OF

National Load Despatch Centre
Power System Operation Corporation Ltd.
(A Government of India Enterprise) B-9,
Qutab Institutional Area, Katwaria Sarai
New Delhi-110016

...Petitioner

VERSUS

1. NTPC Limited,
   Plot No A-8A,
   Sector-24, Noida,
   Uttar Pradesh, India- 201301

2. NHPC Limited,
   N.H.P.C Office Complex,
   Sector-33, Faridabad – 121003, Haryana

3. Central Transmission Utility,
Saudamini, Plot No. 2,
Sector-29, Gurgaon-122 001 (Haryana)

4. SJVN, Shakti Sadan,
SJVN Corporate Office Complex, Shanan-171006

5. THDC INDIA LIMITED, Corporate Office,
Rishikesh, Pragatipuram, By Pass Road,
Rishikesh – 249201, Uttrakhand

6. Aravali Power Company Private Ltd.,
Indira Gandhi Super Thermal Power Station (IGSTPS),
Jharli, District Jhajjar, Haryana-124141

7. N T E C L Vallur Thermal Power Project,
P.O.: Vellivoyal Chavadi,
Ponneri Taluk, Tiruvallur Dist, Chennai- 600 103

8. NLC India Limited,
Block - 1, Neyveli - 607 801,
Cuddalore District, Tamilnadu

9. NTPC-SAIL Power Company Limited –
Corporate Centre, 4th Floor, Nbcc Tower,
15 Bhikaiji Cama Place, New Delhi, Delhi – 110066

10. Coastal Gujarat Power Ltd,
Tata Power Co. Ltd., Backbay Rec Station,
148, Lt. Gen. J.Bhonsle Marg,
Nariman Point, Mumbai 400 021

11. Sasan Power Limited,
Reliance Centre, Near Prabhat Colony,
Off Western Express Highway,
Santacruz East, Mumbai – 400055, Mumbai

12. Ratnagiri Gas and Power Pvt. Ltd.,
Registered Office, NTPC Bhawan,
Core-7, SCOPE Complex,
7, Institutional Area, Lodi Road,
New Delhi-110003, India

13. North Eastern Electric Power Corporation Ltd,
Brookland Compound, Lower New Colony,
Shillong-793003, Meghalaya, India

14. ONGC Tripura Power Company Ltd.
6th Floor, A Wing, IFCI Towers, 61,
Nehru Place, New Delhi – 110019

15. Bharatiya Rail Bijlee Company Ltd.
Nabinagar,Khera Police Station
Dist.-Aurangabad, Bihar-824303

Northern Region

16. Delhi Transco Limited,
33kV, Sub Station Building,
Minto Road, New Delhi -110002.

17. Haryana Vidyut Prasaran Nigam Limited,
XEN/LD & PC, SLDC Complex,
Sewah Panipat -132103.

18. Himachal Pradesh State Electricity Board,
HP Load Despatch Society,
SLDC complex, Totu,
Shimla -171011.

19. Jammu & Kashmir Power Development Department,
SLDC Building,
220 kV Grid Station Narwal,
Jammu -180007.

20. Punjab State Transmission Corporation Limited,
Ablowal, Patiala, SLDC Building,
Near 220KV Grid Substation,
PSTCL, Ablowal,
Patiala -147001

21. Rajasthan Rajya Vidyut Prasaran Nigam Limited,
State Load Despatch Centre,
Rajasthan Rajya Vidyut Prasaran Nigam Limited,
Ajmer Road, Heerapura,
Jaipur -302024

22. Uttar Pradesh Power Transmission Corporation Limited,
Power System,5th Floor,
Shakti Bhawan,14 Ashok Marg,
Lucknow -226001

23. Power Transmission Corporation of Uttarakhand Limited,
400 KV Substation,
Veerbhadra, Rishikesh -249202

24. General Manager,
Singrauli Super Thermal Power Station,
Shakti Nagar, UP-231222

25. General Manager,
Singrauli Solar PV Power Project,
Shakti Nagar, UP-231222

26. General Manager,
Singrauli Small Hydro Power Project,
Shakti Nagar, UP-231222

27. General Manager,
Rihand Super Thermal Power Station-I,
Rihand Nagar, UP-231223

28. General Manager,
Rihand Super Thermal Power Station-II,
Rihand Nagar, UP-231223

29. General Manager,
Rihand Super Thermal Power Station-III,
NTPC Rihand, Dist-Sonbhadra,
UP - 231223

30. General Manager,
Dadri, National Capital Power Project,
Dadri Dhaulana Road,
Distt. Gautam Buddh Nagar,
UP-201008

31. General Manager,
Dadri – Stage - II,
National Capital Power Project,
Dadri Dhaulana Road,
Distt. Gautam Buddh Nagar,
UP-201008

32. General Manager,
Firoz Gandhi Unchahar Thermal Power Project-I,
Unchahar, Distt. Rai bareilly,
UP

33. General Manager,
Firoz Gandhi Unchahar Thermal Power Project-II,
Unchahar, Distt. Raibareilly,
UP

34. General Manager,
Firoz Gandhi Unchahar Thermal Power Project-III,
Unchahar, Distt. Raibareilly,
UP

35. General Manager,
Firoz Gandhi Unchahar Thermal Power Project-IV,
P.O. Unchahar, Dist. : Raibareilly (U.P.) Pin-229406

36. General Manager,
Firoz Gandhi Unchahar Solar PV Power Project,
Unchahar, Distt. Raibareilly, UP

37. General Manager,
Dadri Gas Power Project,
Dhaulana Road, Distt.
Gautam Buddh Nagar,
UP-201008

38. General Manager,
Dadri Solar PV Power Project,
Dhaulana Road, Distt.
Gautam Buddh Nagar,
UP-201008

39. General Manager,
Auraiya Gas Power Project(Gas Fired, RLNG Fired, Liquid Fired),
Dibiyapur, Distt Etawah,
UP-206244

40. General Manager,
Anta Gas Power Project (Gas Fired, RLNG Fired, Liquid Fired),
Distt. Baran,
Rajasthan-325209

41. General Manager, Koldam HPP, NTPC,
Post- Barman, Dist- Bilaspur,
Himachal Pradesh 174013

42. Station Director,
Narora Atomic Power Station,
Narora, Distt. Bulandshahar,
UP-202389

43. Station Director,
Rajasthan Atomic Power Station-B,
Anu Shakti Vihar, Kota,
Rajasthan-323303

44. Station Director,
Rajasthan Atomic Power Station-C, (RAPS-5&6)
PO-Anushakti, Kota,
Rajasthan-323304

45. General Manager,
Bairasiul Hydro Electric Project,
NHPC Ltd., Surangini,
Distt. Chamba, HP-176317

46. General Manager,
Salal Hydro Electric Project,
NHPC Ltd,
Jyotipuram, Distt. Udhampur,
J&K-182312

47. General Manager,
Tanakpur Hydro Electric Project,
NHPC Ltd.,
Banbassa, Distt. Champawa,
Uttrakhand-262310

48. General Manager,
Chamera-I Hydro Electric Project,
NHPC Ltd.,
Khairi, Distt.
Chamba, HP-176310

49. General Manager,
Uri Hydro Electric Project,
NHPC Ltd.,
Mohra, Distt. Baramulla,
J&K-193122

50. General Manager,
Chamera-II Hydro Electric Project,
NHPC Ltd.,
Karian, Distt. Chamba,
HP-176310

51. General Manager,
Chamera-III Hydro Electric Project,
NHPC Ltd., Dharwala, Distt.- Chamba,
HP-176311

52. General Manager,
Dhauliganga Hydro Electric Project,
NHPC Ltd., Tapovan, Dharchula, Pithoragarh,
Uttrakhand-262545

53. General Manager,
Dulhasti Hydro Electric Project,
NHPC Ltd.,
Chenab Nagar, Distt. Kishtwar,
J&K-182206

54. General Manager,
Uri 2 Hydro Electric Project, NHPC Ltd.,
Nowpura, Distt. Baramulla, J&K-193123

55. General Manager,
Parbati HE Project Stage-III Behali,
P.O- Larji Kullu 175122 Himachal Pradesh

56. Chief Engineer,
Sewa-II Power Station,
NHPC Ltd. Mashke, post Bag no-2,
P.O-Khari, Dist: Kathua, Jammu and Kasmir -176325

57. The Chief Engineer (Electrical),
Kishanganga HEP,
Office cum Residential colony, Kralpora,
Distt: Bandipora, Jammu and Kashmir-193502

58. Chief Engineer (Elect.),
Parbati-II HEP, Electrical & Mechanical complex,
Sainj, Distt. Kullu, Himachal Pradesh -175134

59. General Manager,
Naptha Jhakhri HEP,
Satluj Jal Vidyut Nigam Ltd. Power Project,
Jhakri, Rampur, Distt. Shimla, HP-172201

60. General Manager,
Rampur HEP,
Satluj Jal Vidyut Nigam Ltd. Power Project,
Jhakri, Rampur, Distt. Shimla, HP-172201

61. General Manager,
Tehri Hydro Development Corporation Ltd.,
Pragatipuram, Rishikesh,
Uttrakhand-249201

62. General Manager,
Koteshwar HEP, THDCIL, Koteshwerpuram,
Post Office- Pokhari Tehri Garwal, Uttarakhand - 249146

63. Director (Power Regulation),
Bhakra Power House, SLDC Complex,
66 KV Substation, Industrial Area Phase-I,
Madhya Marg, BBMB Chandigarh

64. General Manager, ADHPL,
Village- Prini, PO -Jagat Sukh,
Tehsil - Manali, Distt- Kullu (H.P) India.

65. General Manager,
Indra Gandhi Super Tharmal Power Project,
PO -Jharli, Tahsil Matanhail, Dist – Jhajjar, (Haryana)-124125

66. General Manager,
Karcham Wangtoo HEP,
Himachal Baspa Power Company Limited,
Sholtu Colony, PO- Tapri, Dist-Kinnaur, -172104 (HP)

67. Director,
Malana - II Everest Power Pvt. Ltd,
Hall-A/ First Floor Plot No-143-144,
Udyog Vihar, Phase –4, Gurgaon, Haryana 122015

68. Company Secretary,
Shree Cement Thermal Power Project Bangurnagar,
Beawar , Dist Ajmer, Rajasthan -305901

69. Company Secretary,
Greenco Budhil HPS Ltd,
Plot No. 1367 Road No- 45,
Jubilee Hills, Hyderabad- 500033

70. Project General Manager,
Himachal Sorang Power Limited, D-7,
Lane-I, Sector-I, New Shimla, Shimla, H.P.-171009.

71. General Manager,
Sainj HEP, HPPCL, Larji,
Distric - Kullu, Himachal Pradesh, 175122

Western Region

72. MSLDC,
Airoli, Navi Mumbai, Airoli,
Thane - Belapur Road, Navi Mumbai-400708.

73. State Load Despatch Centre,
MPPTCL, Jabalpur,
O/o Chief Engineer (SLDC), MPPTCL, Nayagaon, Jabalpur

74. SLDC Gotri Vadodara,
Gujarat, 132kV Gotri s/s compound,
Opposite Kalpvrux Complex,
Gotri Road,
Vadodara

75. Chhattisgarh State Load Despatch Centre,
C.E(LD), State Load Despatch Centre,
CSPTCL, Daganiya-HQ,
Raipur, Chhattisgarh

76. General Manager, Korba STPS STG (I& II),
National Thermal Power Corporation,
P.O. Vikas Bhavan, Jamnipali,
Korba(Distt.),
Chhattisgarh- 495 450.

77. General Manager,
Korba STPS STG (III),
National Thermal Power Corporation,
P.O. Vikas Bhavan, Jamnipali,
Korba(Dist),
Chhattisgarh- 495 450.

78. General Manager,
STAGE-I, Vindhyachal STPS,
National Thermal Power Corporation of India Ltd,
P.O Vindhyanagar, Sidhi(Dist),
Madhya Pradesh – 486 885

79. General Manager,
STAGE-II, Vindhyachal STPS,
National Thermal Power Corporation of India Ltd,
P.O Vindhyanagar, Sidhi(Dist),
Madhya Pradesh – 486 885

80. General Manager,
STAGE-III, Vindhyachal STPS,
National Thermal Power Corporation of India Ltd,
P.O Vindhyanagar, Sidhi(Dist),
Madhya Pradesh – 486 885

81. General Manager,
STAGE-IV, Vindhyachal STPS,
National Thermal Power Corporation of India Ltd,
P.O Vindhynagar, Sidhi(Distt.),
Madhya Pradesh – 486 885

82. General Manager,
Kawas Gas Power Project,
National Thermal Power Corporation of India Ltd,
P.O. Aditya Nagar,
Surat- 394 516

83. General Manager,
Gandhar Gas Power Project,
National Thermal Power Corporation of India Ltd,
P.O. NTPC Township, Bharuch(Distt.),
Gujarat- 392 215

84. General Manager,
SIPAT TPS Stg-I,
National Thermal Power Corporation of India Ltd,
SIPAT, Chhattisgarh.

85. General Manager,
SIPAT TPS Stg-II,
National Thermal Power Corporation of India Ltd,
SIPAT, Chhattisgarh.

86. General Manager,
Mouda STPP,
NTPC Ltd,
Mouda Ramtek Road,
P.O Mouda, Nagpur (Dist),
Maharashtra

87. General Manager ,
2 X 135 MW Kasaipali Thermal Power Project,
ACB (India) Ltd.
District - Korba
Chhattisgarh Chakabura 495445

88. General Manager,
Bharat Aluminium Co. Ltd,
Captive Power plant-II,
BALCO Nagar Chhattisgarh, Korba 495 684

89. Executive Director,
Costal Gujarat Power Ltd,
Tunda Vandh Road, Tunda Village, Mundra,
Gujarat Kutch 370435

90. Executive Director,
DB Power,
Village - Baradarha, Post - Kanwali,
Dist - Janjgir, Champa, Chhattisgarh Baradarha 495695

91. Executive Director,
Jindal Power Ltd. Stg-I,
OP Jindal STPP, PO-Tamnar,
Gjarghoda Tehsil,
Chhattisgarh District - Raigarh, 496107

92. Executive Director,
Jindal Power Ltd. Stg-II,
OP Jindal STPP,
PO-Tamnar,
Gjarghoda Tehsil,
Chhattisgarh District - Raigarh, 496107

93. Executive Director,
Plot No Z-9,
Dahej SEZ Area (Eastern side),
Dahej, Taluka-Vagra, Gujarat Dist-Bharuch, 392130

94. Executive Director,
EMCO Power Ltd,
Plot No B-1, Mohabala MIDC Growth Center
Post Tehsil - Warora, Dist Chandrapur-Maharashtra 442907

95. Executive Director,
ESSAR POWER MP LTD.
Village Bandhora,
Post Karsualal, Tehsil Mada,
Distt. Singrauli, Madhya Pradesh-486886

96. General Manager,
GMR CHHATTISGARH ENERGY LTD
Skip House, 25/1, Museum Road
Karnataka Banglore 560025

97. Managing Director,
Jaypee Nigri Super Thermal Power Project,
Nigri District, Madhya Pradesh
Singrauli 486668

98. Executive Director,
DCPP, OP Jindal STPP,
PO-Tamnar, Gjarghoda Tehsil,
Chhattisgarh District - Raigarh, 496107

99. Station Director,
Nuclear Power Corporation of India ltd,
Kakrapara Atomic Power Station,
PO - via Vyara, Gujarat Dist - Surat 395651

100. Station Director,
Tarapur Atomic Power Station 1&2,
Nuclear Power Corporation of India Ltd,
P.O. TAPP, Thane(Dist),
Maharashtra- 401 504

101. Station Director,
Tarapur Atomic Power Station 3&4,
Nuclear Power Corporation of India Ltd,
P.O. TAPP, Thane (Distt.),
Maharashtra- 401 504

102. Managing Director,
Korba West Power Co. Ltd.,
Village – Chhote Bhandar,
P.O. - Bade Bhnadar,
Tehsil - Pussore,
District - Raigarh,
Chhattisgarh Raigarh 496100

103. Managing Director,
KSK Mahanadhi,
8-2-293/82/A/431/A, Road No 22 Jubilee Hills
Andhra Pradesh Hyderabad 500033

104. General Manager,
LANCO Power Ltd,
Plot No - 397, Phase -III, Udyog Vihar, Haryana
Gurgaon 122016

105. General Manager,
NTPC-SAIL Power Company Private Ltd,
Puranena Village, Chhattisgarh Dist - Durg,
Bhilai 490021

106. General Manager,
Ratnagiri Gas & Power Pvt Ltd,
2nd Floor, Block-2, IGL Complex,
Sector-126, Expressway, Uttar Pradesh
Noida 201304

107. Managing Director,
Sasan Power Ltd,
DAKC, I Block, 2nd Floor, North Wing,
Thane Belapur Road, Koparkhairana Maharashtra
New Mumbai 400710

108. Managing Director,
Vandana Vidyut Bhavan,
M. G. Road
Chhattisgarh Raipur 492001

109. Managing Director,
RAPP Transmission Company Limited,
Mira Corporate Suites,
1&2 Ishwar Nagar,
Okhla crossing,
Mathura road,
New Delhi, 110065

110. General Manager,
LARA,
National Thermal Power Corporation of India Ltd,
Chappora, PO-Pussora,
Raigarh, Chhattisgarh.

111. General Manager,
Solapur,
National Thermal Power Corporation of India Ltd,
Western Region HQ,
Samruddhi Venture Park,
2nd Floor, MIDC Marol,
Andheri East, Mumbai,
Maharashtra.

Eastern Region

112. State Load Despatch Center,
GRIDCO Colony
PO-Mancheswar Railway Colony,
BBSR Bhubaneshwar -751070

113. State Load Despatch Center,
Jharkhand State Electricity Board (JSEB)
Kushai Colony, Doranda,
Ranchi-834002

114. SLDC-BSEB,
Patna, Bihar State Electricity Board,
Vidyut Bhawan, Jawaharlal Nehru Marg,
Patna-800021

115. SLDC-W.Bengal,
P.O. Danesh Seikh Lane,
Andul Road
Howrah – 711109

116. Damodar Valley Corporation,
DVC Tower,
VIP Road, Kolkata,
WB 700054

117. Energy and Power Deptt.,
Govt. of Sikkim
Kazi Road,
Gangtok 737 201

118. General Manager,
Farakka Super Thermal Power Plant-I&II,
NTPC Ltd.,
Farakka, WB 742236

119. General Manager,
Farakka Super Thermal Power Plant-III,
NTPC Ltd.,
Farakka, WB 742236

120. General Manager,
Kahalgaon Super Thermal Power Plant-I NTPC Ltd,
Bhagalpur Bihar 813214

121. General Manager,
Kahalgaon Super Thermal Power Plant-II NTPC Ltd,
Bhagalpur Bihar 813214

122. Executive Director,
Talcher Super Thermal Power Stn-I NTPC Ltd,
Nayapalli, Odisha 751012

123. Addl. General Manager,
National Thermal Power Corporation Limited,
BARH Thermal Power Station, Patna, Bihar 803213

124. GM(O&M),
Kanti Bijlee Utpadan Nigam Limited
Muzaffarpur Thermal Power Station Bihar Muzaffarpur 843130.

125. The General Manager(O&M),
Bharatiya Rail Bijlee Company Ltd.
Nabinagar,Khera Police Station Dist.-Aurangabad, Bihar-824303

126. General Manager (O&M),
Darlipali Super Thermal Power Project NTPC Ltd.
Odisha Darlipali,Sundergarh 770072.(upcoming)

127. Chairman, Damodar Valley Corporation
DVC Tower, VIP Road West Bengal Kolkata 700054
(Not an ISGS but have many generating units)

128. Chief Engineer (Elect),
Teesta V HEP,
NHPC,
Singtam, East Sikkim 737134

129. Chief Engineer,
Rangit Hydro Electric Project NHPC,
P.O. Rangit Nagar
South Sikkim 737111

130. CEO,
Maithon Power Limited
MA-5 Gogna Colony,
P.O: Maithon, Dhanbad,
Jharkhand 828027

131. DGM (Electrical), Adhunik Power & Natural Resource Limited
Village: Padampur, PS: Kandra Tata-Seraikela Road,
Jharkhand 832105

132. GM (Power Sales & Regulatory),
GMR Kamalanga Energy Ltd,
Plot No.-29, Satyanagar,
Bhubaneswar, Odissa-751007

133. Head Power & Sales,
Jindal India Thermal Power Ltd.,
Plot No.12,Local Shopping Complex,
Sector-B1,Vasant Kunj, New Delhi- 110070

134. Advisor(Power),
Ind-Barath Energy Utkal Ltd ,
Sahajbahal, PO CgarpaliBarpali,
Dist - Jharsuguda, Odisha , Pin – 768211

135. GM(C & RA),
Odisha Power Generation Corporation Ltd.,
Zone-A, 7th Floor, Fortuna Towers,
Chandrashekharpur, Odisha Bhubanneswar 751023. (Upcoming)

136. Sr.Vice President(O&M),
Teesta Urja Ltd.(Teesta -III HEP)
Vijaya Building, 2nd Floor, 17 Barakhamba Road
New Delhi New Delhi 110001

137. Asst. General Manager ,
DANS ENERGY PVT. LTD.
5th Floor, DLF Building No. 8,
Tower C, DLF Cyber City, Phase – II,
Gurgaon- 122002, Haryana

138. Chairman,
GATI Infrastructure Ltd,
268, UdyogVihar,
Phase-IV, Gurgaon,
Haryana 122001

139. President –Technical,
Shiga Energy Private Ltd.
5th Floor, DLF Building No.8,
Tower C, Phase-II, Haryana Gurgaon 122002

140. VP (Commercial),
Sneha Kinetic Power Project Private Ltd
1366, Road no. 45, Jubilee Hills
Telangana Hyderabad 500033

Southern Region

141. Andhra Pradesh State Load Dispatch Centre,
Room No. 611, 6th Floor, A Block APTRANSCO,
Vidyut Soudha, Khairatabad

142. State Load Despatch Centre,
KPTCL, 28, Race course Cross Road,
Bangalore -560009

143. State Load Despatch Centre, Kalamassery,
Executive Engineer O/o Chief Engineer, (Transmission),
System Operation, Kalamassery-683503

144. System Control Centre,
Electricity Department, Puducherry,
137, Nethaji Subhash Chandra Bose Salai,
Electricity Department-605001

145. TANTRANSCO, SLDC, MLDC
Block, 144 Anna Salai, Chennai-600002

146. Telangana SLDC, Chief Engineer,
Room No 611 A Block,
SLDC of the State of Telangana (TSSLDC),
TSTRANSCO, Vidyut Soudha,
Khairtabad, Hyderabad-500082

147. General Manager,
National Thermal Power Corporation Ltd.,
SR Headquarters II & V Floors,
MCH Complex,
R.P. Road, Secunderabad-500 003,

148. General Manager,
National Thermal Power Corporation Ltd.,
SR Headquarters II & V Floors,
MCH Complex,
R.P.Road, Secunderabad-500 003,

149. General Manager,
Neyveli Lignite Corporation Ltd.,
Corporate Office, Block-01,
P.O. Neyveli, PIN: 607 801,
Cuddalore Distt., Tamil Nadu State.

150. The Deputy General Manager,
Neyveli Lignite Corporation Ltd.,
Corporate Office, Block-01,
P.O. Neyveli, PIN: 607 801,
Cuddalore Dist., Tamil Nadu State.

151. The Deputy General Manager,
Neyveli Lignite Corporation Ltd.,
Corporate Office, Block-01,
P.O.Neyveli, PIN: 607 801,
Cuddalore Dist., Tamil Nadu State.

152. The Deputy General Manager,
Neyveli Lignite Corporation Ltd.,
Corporate Office, Block-01,
P.O.Neyveli, PIN: 607 801,
Cuddalore Dist., Tamil Nadu State.

153. The Station Director,
Madras Atomic Power Station,
Nuclear Power Corpn. Of India Ltd.,
Kalpakkam – 603 102, Tamil Nadu State

154. The Deputy General Manager,
Kaiga Generating Station,
Nuclear Power Corpn. of India Ltd.,
P.O.Kaiga, Via Karwar,
Karnataka - 581400 , Karnataka State.

155. The Station Director,
Kudankulam Nuclear Power Project, Unit -1
Nuclear Power Corporation of India Ltd.,
P.O. Kudankulam, Radhapuram Taluk Tirunelveli District,
Tamil Nadu - 627 106

156. The Station Director,
Kudankulam Nuclear Power Project, Unit -2
Nuclear Power Corporation of India Ltd.,
P.O. Kudankulam, Radhapuram Taluk Tirunelveli District,
Tamil Nadu - 627 106

157. The Chief Operating Officer,
LANCO- Kondapalli Power Ltd., Stage-II
Plot No.4, Software Units Layout,
Hitech City, Madhapur,
Hyderabad-500 081. Andhra Pradesh State

158. The Chief Operating Officer,
LANCO- Kondapalli Power Ltd., Stage-III
Plot No.4, Software Units Layout,
Hitech City, Madhapur,
Hyderabad-500 081. Andhra Pradesh State

159. General Manager (O&M),
NTPC Tamilnadu Energy Company Ltd.,
Vallur Thermal Power Project,
Vellivoyalchavadi P.O.,
Ponneri Taluk, Tiruvallur Dist.,
Chennai – 600103, Tamil Nadu State.

160. Sr. Vice President,
Meenakshi Energy Pvt. Ltd.,
Meenakshi, Plot No: 119,
Road No: 10, Jubliee Hills,
Hyderabad-500 033.

161. The Chief Executive Officer,
NLC Tamil nadu Limited,
2*500, MW JV Thermal Power Project,
Harbour Estate,
Tuticorin, PIN: 628004, Tamil Nadu State.

162. Thermal Power Tech Corporation India Limited,
SPSR Nellore, 6-3-1090,
A-Block, 5th Floor, TSR Towers,
Raj Bhavan Road, Somajiguda,
Hyderabad, 5000082.

163. Sr. Vice President,
Meenakshi Energy Pvt. Ltd.,
Meenakshi, Plot No: 119,
Road No: 10, Jubliee Hills,
Hyderabad-500 033.

164. The General Manager (Projects),
Simhapuri Energy Pvt. Ltd.,
Madhucon Greenlands, 6-3-866/2,
3rd Floor, Begumpet,
Hyderabad-500016.

165. Managing Director,
Coastal Energen Pvt. Ltd,
7th Floor, Buhari Towers,
4 ,Moores Road,
Chennai, PIN: 600006, Tamil Nadu State

166. The Chief Commercial Officer (CCO)
SEMBCORP Energy India Ltd.,
6-3-1090, A-Block, 5th Floor,
T.S.R Towers, Raj Bhavan Road,
Somajiguda, Hyderabad 500082, Telangana

167. Senior General Manager,
IL & FS Tamilnadu Power Company limited,
C. Pudhupettai post,
Parangipettai (via), Chidambaram(tk.),
Cuddalore-608502, Tamil Nadu.

168. General Manager,
Sembcorp Gayatri Power Ltd.,
TP Gudur Mandal,
Nellore-524344, Andhra Pradesh.

North Eastern Region

169. State Load Despatch Centre,
Agartala, 79 Tilla, Kunjaban, Agartala,
Tripura (West)

170. Department of Power,
Government of Nagaland, SLDC Nagaland,
Electricity Colony,
Full Nagarjan Dimapur, Nagaland

171. Mizoram State Load Despatch Centre,
Tuikhuahtlang, Aizawl -796001

172. State Load Despatch Centre,
Assam, SLDC, AEGCL,
Near 132kv Grid Sub Station,
Kahilipara, Guwahati

173. General Manager,
Doyang HEP, NEEPCO,
Wokha, Nagaland

174. General Manager,
Ranganadi HEP, NEEPCO,
P.O. Ranganadi Proj. Dist. Subansiri,
Ar. Pradesh-791121

175. General Manager,
AGBPP, NEEPCO,
Kathalguri, Tinsukia, Assam

176. General Manager,
AGTPP, NEEPCO,
Ramchandranagar, Agartala, Tripura

177. General Manager,
KHANDONG HEP, NEEPCO,
Umrangsoo, N.C.Hills, Assam

178. General Manager,
KOPILI HEP, NEEPCO,
Umrangsoo, N.C.Hills, Assam

179. General Manager,
KOPILI-2 HEP, NEEPCO,
Umrangsoo, N.C.Hills, Assam

180. Chief Engineer,
NHPC
Loktak HEP Leimatak-795124,Manipur

181. Ranganadi HEP (NEEPCO)
Ranganadi HEP, NEEPCO Ltd.,
Yazali, Dist. Lower Subansiri,
Andhra Pradesh-791119

182. Managing Director,
ONGC Tripura Power Company Ltd,
6th Floor, A Wing, IFCI Tower-61,
Nehru Place, New Delhi, 110019

183. General Manager,
Bongaigaon TPP, NTPC Ltd.,
P.O.-Salakati, Kokrajhar Dist.
Assam-783369

184. Kameng HEP (NEEPCO),
EMG, Kameng HEP, NEEPCO, Kimi,
P.O.- Bhalukpong, Post Box-2, West Kameng
Dist., Arunachal Pradesh, PIN – 790114

185. Pare HEP (NEEPCO),
Pare HEP, NEEPCO Ltd, Sopo,
P.O- Doimukh, Dist- Papumpare,
Arunachal Pradesh, PIN – 791112

186. State Load Despatch Centre,
Agartala, 79 tilla, Kunjaban,
Agartala, Tripura (West)

187. Department of Power,
Government of Nagalnd,
SLDC Nagaland, Electricity Colony,
Full Nagarjan Dimapur, Nagaland.

188. Mizoram State Load Despatch Centre,
Tuikhuahtlang, Aizawl -796001

189. State Load Despatch Centre,
Assam, SLDC, AEGCL,
Near 132kv Grid Sub Station,
Kahilipara, Guwahati

...Respondents

190. Member Secretary,
Northern Regional Power Committee
18-A, Shaheed Jeet Singh Sasanwal Marg,
Katwaria Sarai,
New Delhi-110 016

191. Member Secretary,
Southern Regional Power Committee
29, Race Course Cross Road,
Bangalore-560 009.

192. Member Secretary,
Eastern Regional Power Committee
14, Golf Club Road,
Kolkata-700 033

193. Member Secretary,
Western Regional Power Committee
F-3, MIDC Area,
Andheri (East),
Mumbai-400 093

194. Member Secretary,
North Eastern Regional Power Committee
NERPC Complex,
Dong Parmaw,
Lapalang,
Shillong-6

195. Chief Engineer (Grid Management),
Central Electricity Authority Sewa Bhawan,
R.K.Puram,
New Delhi-110 022.

196. Chief Engineer
(National Power Committee),
Central Electricity Authority,
18-A, Shaheed Jeet Singh Sasanwal Marg,
Katwaria Sarai, New Delhi-110 016

...Proforma Respondents

Parties Present: Shri S.R. Narasimhan, NLDC
Shri N. Nallarasan, NLDC
Shri Phanisankar Chilakuri, NLDC

ORDER

The Petitioner, National Load Dispatch Centre (NLDC) is the system operator at the national level and has made the following prayers:

a) Direct all ISGS stations whose tariff is regulated / determined by CERC to install equipment as per the requirement mentioned in the Petition at the unit control rooms for transferring the required data for AGC by 30th June 2019.

b) Direct all ISGS stations whose tariff is regulated / determined by CERC to ensure communication from nearest wide band node to the RTU in the unit control room by 30th June 2019.

c) Direct Central Transmission Utility (CTU) to ensure communication availability

from NLDC/RLDCs to nearest wide band node/switchyard for the generating stations in a redundant and alternate path ensuring route diversity and dual communication by 30th June 2019.

d) Decide the mark up price for secondary regulation service through AGC.

e) Allow NLDC/RLDCs to test, tune and operate the AGC system for providing the signals to the power plants as and when they comply with the directions above.

f) Allow any variation in the generation during testing phase to be settled under DSM.

g) Allow NLDC/RLDCs to put all the Phase-I plants under continuous operation on AGC before 31st December 2019.

h) Direct Phase-II plants in the detailed modus operandi to provide infrastructure at RTU/internal communication.

i) Road map for implementation of AGC at RLDCs in future may be accepted.

j) Pass any other orders as this Commission may deem fit and proper under the given facts and circumstances.

SUBMISSIONS OF THE PETITIONER

2. The Petitioner has submitted that vide Order dated 13.10.2015 in petition no 11/SM/2015, the Commission gave the roadmap for 'Operationalization of Generation Reserves in the Country'. The Order mandated that each region should maintain primary, secondary and tertiary reserves. The objective of the Order was to introduce 'Spinning Reserves' in the country, which is one of the important components for ensuring grid security, quality and reliability by achieving adequacy of supply and maintaining load-generation balance. All generating stations that are regional entities were directed to 'must plan' operationalization of Automatic Generation Control (AGC) along with reliable telemetry and communication by 01.04.2017. The Commission noted that this would entail a one-time expense for the generators to install requisite software and firmware, which could be compensated for and that the communication infrastructure must be planned by the Central Transmission Utility (CTU) and developed in parallel, in a cost-effective manner.

3. The Commission directed the Petitioner to upload the detailed modus operandi on 'Operationalization of Spinning Reserves' on NLDC website and seek comments from the

stakeholders by 11.08.2017 and file the comments received from stakeholders within two weeks thereafter. Accordingly, the report was also uploaded on the NLDC website.

4. The Petitioner has submitted that the detailed implementation plan was also discussed in the National Power Committee (NPC) meeting held at Indore on 08.09.2017. An agenda on 'secondary frequency control' was sent to NPC for discussion in the respective Regional Power Committees (RPC). The Expert Group constituted (in May 2017) by the Commission to review and suggest measures for bringing power system operation closer to National Reference Frequency, recommended that the frequency control continuum as given in their report may be adopted and included as part of the Grid Code (hereinafter referred to as 'IEGC') through an amendment to Central Electricity Regulatory Commission (Indian Electricity Grid Code) Regulations, 2010. Further, it was recommended that AGC must be implemented throughout the country at the earliest in line with the Commission's recommendation of treating a region as a balancing area and that the Performance Metrics for AGC payments may be introduced once sufficient experience is gained through the pilot project (carried out at Dadri generating station of NTPC). AGC at the intra-State level, particularly for large states, was to be implemented in line with directions by the Appropriate Commission(s).

5. The Petitioner has submitted that the Commission in its order dated 06.12.2017 in Petition No. 79/RC/2017 approved the Commissioning of the AGC Pilot Project between NLDC and NTPC Dadri Stage-II and various developments in the AGC Pilot were acknowledged by the Commission. Vide the above order, the Commission also directed that similar pilot projects may be replicated by NLDC, in at least one other regional grid of the country. Dadri Stage-II was successfully taken under remote as a part of AGC pilot project from NLDC from 1225 Hrs. of 04.01.2018 and is under continuous operation. Further, data is being submitted by NLDC to NRPC in the agreed format on a weekly basis.

6. The Petitioner has submitted that Karnataka Power Transmission Corporation Limited (KPTCL) together with (United States Agency for International Development (USAID) has proposed AGC pilot project on Varahi and Sharavathi Hydro Power Plants. On 10.02.2018, SRLDC, USAID and NLDC visited NP Kunta solar park in Andhra Pradesh for understanding the feasibility of AGC implementation. USAID agreed to take the AGC implementation at NP Kunta Solar power project under 'Greening the Grid' (GtG)-RISE

project. The matter was also discussed in the 33rd meeting of SRPC held on 17.02.2018 at Puducherry. A workshop was organised by USAID and NLDC on 15.05.2018 at Andhra Pradesh SLDC, Vijayawada to explain the basic architecture of the AGC project and the proposed project at NP Kunta to stakeholders.

7. On 18.05.2018, Letter of Award was issued by NTPC Simhadri to M/S Siemens for the supply, testing and commissioning of software and hardware and implementation of the AGC pilot project at NTPC-Simhadri. AGC on Barh (Eastern Region), Bongaigaon (North Eastern Region) and Mauda (Western Region) are power plants of NTPC under contracting phase of implementation.

8. The Petitioner has submitted that it has started up-gradation of SCADA from October 2017. AGC set up is envisaged to be capable of sending and receiving AGC signals to all Regional Entity generating stations to start with for the first time in India. The RLDCs' SCADA/EMS system was recently upgraded before AGC was notified through the Commission's Order. Hence, considering a region as a balancing area, AGC is being implemented through NLDC, which is a unique experiment as five (5) AGCs are being operated from a single control center at NLDC. Further, as a next step, discussion could start on the roadmap to progressively shift AGC control to RLDCs over the next 3-5 years. At the intra-regional level, discussion at RPC level is on for introducing AGC at least in the few intra-State generators in RE-rich States.

9. The Petitioner has submitted that the CERC (Communication System for inter-State transmission of electricity) Regulations, 2017 has provided detailed roles and responsibilities of various organizations with respect to communication. NLDC was given the responsibility for preparation and issuance of guidelines with the approval of the Commission on the interfacing requirements in respect of terminal equipment, RTUs, SCADA, PMUs, Automatic Generation Control (AGC), Automatic Meter Reading (AMR), Advanced Metering Infrastructure (AMI), etc. and for data communication to the respective control centres. The Generic Technical Specifications for AGC connecting equipment that has to be procured by the power plants were prepared by the Petitioner based on the experience of the AGC pilot project (at Dadri) for full scale implementation of AGC. Generating stations have to install AGC connecting equipment at the unit control rooms for transferring the required set of data for AGC.

10. The Petitioner has submitted that Regional Secondary Reserves quantum, mandated by the Commission are given as below:

Secondary Reserves quantum needed in MW (Region wise)	
NR	800
ER	660
WR	800
SR	1000
NER	363
Total	3623

11. The Petitioner has suggested that the detailed implementation plan pan-India for AGC implementation is proposed in the following manner:

Phase-I

(a) Inter-State Generating Stations (ISGS) generators, whose tariff is regulated/ adopted by the Commission, are proposed to be made capable of participating in 'Secondary Control' since the tariff for these generators is already available and there are fewer communication issues. This is also because in case of these generating stations, Ancillary Services/ AGC Pilot Project Framework is available for settlement (without the refund of fixed charges as mentioned in the Half Yearly Feedback on Ancillary Services and CERC Order on AGC Pilot Project) and, therefore, its implementation is expected to be dispute free. However, limiting AGC implementation to only these generating stations may not be sufficient to ensure availability of the full quantum of reserves as mandated by the Commission.

Phase-II

(b) All Regional Entity generating stations scheduled by RLDCs (over and above the Phase-I power stations mentioned above) can be made capable of participating in secondary control. However, Declared Capability (DC) at present is not taken from these generating stations by RLDCs. Some Independent Power Producers (IPP) have part Power Purchase Agreements with discoms/ traders while part capacity is untied, and power is sold under merchant contracts. Tariff for these generators has to be

decided and agreed upon *a priori* for secondary control participation of these generators. DC and Schedule have to be obtained from these generators similar to Central Sector generating stations for reserve estimation. Many of these regional entity generating stations operate in the day-ahead energy market and the day-ahead prices may have a significant role in respect of these generating stations as far as availability to the grid at any instant is concerned. Low prices in the Day-Ahead Market (DAM) on a sustained basis may lead to many of these units remaining off the grid. The following, inter-alia, may be the requirements for the Regional entity generating stations equipped under Secondary Control:

- The generating stations shall bear the cost of secondary control hardware at the generating station end including the cost of the fibre optic cable from the generating station control room to the nearest communication node.
- Share DC and Schedule like ISGS generators on day ahead basis and subsequent revisions with RLDCs.
- Payment for energy and incentive will be as decided by the Commission.
- The generating stations shall have working control systems for turbine, boiler and governor. Governor response plots/ graphs of past incidents have to be submitted to concerned RLDC.
- Existing wide band communication node to be established within a radius below 30-40 km from the plant to communicate with the nearest RLDC. Distance need not be a binding limitation and the connectivity of the generating station with the communication node can be seen on case to case basis based on merit.

12. The Petitioner has submitted that Primary, secondary and tertiary generation reserves are required for frequency control and ensuring reliable operation of the grid, particularly under high Renewable Energy (RE) penetration. Primary control provision has been existing in the IEGC but its enforcement has been an issue that has been highlighted before the Commission. Secondary control had been absent in the system so far while tertiary frequency control was introduced only in April 2016 through the Central Electricity Regulatory Commission (Reserves Regulation Ancillary Services) Regulations, 2016 (or for short, RRAS Regulations). Through Order dated 16th July 2018 in Petition No. 07/SM/2018, Fast Response Ancillary Services or FRAS was ordered by the Commission for central sector hydro stations and is under implementation phase.

13. The Petitioner has submitted that the following issues become important when one looks at the entire continuum of frequency control:

i. Ensuring accurate load forecasting and Renewable Energy (RE) forecasting: This is the first step towards reliability as generating units need to get committed based on the forecasts. Starting from Discom level, the forecasts need to be aggregated for the State at SLDCs level, at RLDCs for the regional level and at NLDC for the All-India level.

ii. Evaluating Area Control Error (ACE) of each control area: Bias may be taken as equal to Frequency Response Characteristics (FRC) of the State in past ten events. For ACE, high quality measurement of line flows and frequency at 10 seconds or better periodicity at LDCs is a must. Further, seamless transfer of schedule data from off-line systems to SCADA must be ensured. RLDCs are already bringing forth the non-availability of real time data in the RPC forums and this needs to be addressed promptly.

iii. Primary Response: The SLDCs must also monitor the primary response from the generating units within the State and report to the respective SERCs as directed by CERC vide its order dated 31st July 2017 in Petition No. 84/MP/2015.

iv. Measurements: For AGC, high quality measurements are needed for inter-regional tie lines and generating stations under AGC. As stated above, periodic monitoring of the data quality needs to be done at the RPC forums and chronic problems of non-availability of data are addressed promptly so that real time operation is smooth.

v. Fiber Optic Communication: Fiber optic communication from Regional Entity generating station to nearest CTU node and from there on to RLDCs/ NLDC is a must and it could be closely monitored through the RPC forums. This is required irrespective of whether we have a regulated system of secondary reserves procurement or a market based one.

vi. Participation: ACE is allocated to the generating stations under AGC based on the selected participation factor mode in the AGC software. The participation of each generating station will be calculated by the AGC software based on the weightage assigned to different attributes of the plant and the grid. Spinning reserve availability, ramp rate and variable cost of the generating station are the important attributes that are typically considered. In case of inter-/ intra-regional transmission constraints during

outages, certain plants may not be able to participate in AGC till normalization of transmission system.

14. The Petitioner has submitted that 'Spinning Reserves' viz. DC on bar minus schedules available in real time in ISGS is currently used for rescheduling/ tertiary reserves by States, tertiary frequency control through Reserves Regulation Ancillary Services and now being envisaged for secondary control through AGC. It is also available for primary control though the IEGC clearly specifies that the schedules should not exceed capacity on bar less Normative Auxiliary Consumption. This ensures that even if the power plant is fully scheduled, the overload capacity and margins in auxiliary consumption is able to provide primary response.

15. The Petitioner has submitted that after the forecast of load and RE generation, the scheduling of conventional generation resources by the States assumes importance. Here, apart from scheduling, the States also need to indicate the amount of hot spinning reserves it is holding. The reserves could be held either within the State or at the ISGS where the State has a share but it should be replenished whenever there is a contingency such as a generating unit tripping within the State. Unless such a mechanism is in place, the secondary control would not work as all the reserves would get depleted quickly. DC on bar less the schedules equals the hot spinning reserves. It was observed that hot spinning reserve gets depleted daily during the morning and evening peak hours when States requisition their full entitlement. Under this situation, the State utilities ought to have reserves elsewhere within the State.

16. The Petitioner has submitted that on 06.09.2018, the Commission has issued a discussion paper on *'Redesigning Ancillary Services Mechanism in India'* and comments were invited from stakeholders. The Petitioner is of the view that the physical infrastructure in terms of communication and suitable hardware/ software at the power plants is sine qua non for secondary control through AGC irrespective of whether the same is regulated or market-based. The only variable is the quantum of secondary reserves required on day to day basis.

PROCEEDINGS DURING HEARING

17. The Petition was admitted on 25.10.2018. During the hearing on 31.1.2019, the

Petitioner submitted that the present petition has been filed for implementation of AGC in India.

18. The Petitioner further submitted that the Commission in its Order dated 06.12.2017 in Petition No. 79/RC/2017 approved the commissioning of AGC pilot project between NLDC and NTPC Dadri Stage-II and the Commission also directed that similar pilot projects may be replicated by NLDC, in at least one other regional grid of the country. Accordingly, one plant in each region has been identified and AGC has also been commissioned in Simhadri and Mauda generating station.

19. The Petitioner requested the Commission to direct ISGS to install the equipment in power plants for accepting signals from NLDC. After hearing, the Commission directed the Petitioner to furnish the Minutes of Meeting held with RPCs wherein RPCs have given their consent to the AGC pilot project. The Commission further directed the Petitioner to submit the feedback report on the operation of AGC at NTPC Dadri Stage-II along with the summary of findings of this pilot project.

20. The Petitioner has complied with the directions and submitted the minutes of the special meetings on AGC pilot project which were held with all RPCs. The Petitioner has also submitted the feedback report before the Commission on 15th February 2019, highlighting the learning from the pilot project. Several learning including those on the implementation aspects, communication protocols, generator regulation and load following capabilities, metering, monitoring, visualisation, accounting etc. were gathered via pilot project and explained in the feedback report. The Pilot projects have also provided capacity building in the field of AGC which will be useful during implementation of secondary control on a large scale.

ANALYSIS & DECISION

21. We have heard the Learned Counsels for the Petitioner and have carefully perused the records.

22. The Commission is of the view that the most important responsibility of the Power System operators is to maintain reliability of the Power System by maintenance of Load -

Generation balance. For a large complex grid such as the Indian grid, primary, secondary and tertiary frequency controls are must-have tools to ensure reliability. With the objective of ensuring grid security, quality and reliability, the Commission vide Order dated 13.10.2015 in Petition no 11/SM/2015 had laid down a roadmap for *'Operationalization of Generation Reserves in the Country'*. It was envisaged that apart from the primary reserve at the national level, secondary reserve should be maintained by each region and tertiary reserve by each State. All the generating stations that are regional entities were directed to plan to operationalize AGC along with reliable telemetry and communication by 01.04.2017. The NLDC was directed to submit a detailed procedure to operationalize reserves in the country vide Order dated 13.10.2015.

23. The Commission notes that an 'outline procedure' was submitted by NLDC vide letter dated 15.12.2015 in which it was proposed to take up a pilot project with one of the NTPC plants in a region based on which further activities could be taken up. On 05.02.2016, NLDC was advised to submit the draft detailed procedure and implementation plan for operationalization of Reserves within three months of implementation of Ancillary Services Regulations. After various brainstorming sessions and meetings, NLDC submitted the detailed procedure on Operationalization of Spinning Reserves on 14.07.2017 and recommended that secondary control should be added as an Ancillary Service.

24. The Commission observes that the 'National Electricity Policy' also mandates that adequate reserves may be maintained to ensure secure grid operation. The Commission is of the view that collective efforts of the stakeholders in implementation of the AGC are a step forward and will go a long way in development of the secondary reserves in the country leading to stable frequency operation and grid security and reliability.

25. The Commission observes that the feedback on implementation of AGC submitted by NLDC highlights the need for enhancing adequacy of reserves in the country. It has been stated that valuable experience has been gained in terms of implementation aspects, communication protocols, generator regulation and load following capabilities, cyber security etc. which is useful during implementation of secondary control on a large scale. The Petitioner has submitted that from the interactions with national and international experts on power systems and experience with Ancillary Services till date, the general understanding was that different solutions as a package like load and Renewable Energy (RE) generation

forecast, proper portfolio management by the States, primary response from the generators, secondary control in the form of AGC, Ancillary Service products in different timeframes etc. are needed for stable frequency operation of the power system. No unique solution existed. NLDC report emphasised that a bad or no forecast of load/ RE generation and poor portfolio management by the State utilities would lead to heavy deviations from schedule and grid indiscipline exhausting all reserves in the system and making the system insecure. AGC effectiveness would have to be seen in this overall context. It was further highlighted in the feedback report that deployment of two-three plants under AGC with 200 MW-300 MW reserve might not be sufficient for a grid size like that of India. The Commission observes that the Expert Group on 'National Reference Frequency' in its report submitted to the Commission in November 2017 recommended that AGC must be implemented throughout the country at the earliest and Performance Metrics for such AGC payments may be introduced once sufficient experience is gained through the pilot project.

26. The Petitioner has suggested that implementation of AGC be undertaken in Phases. Under Phase-I, ISGS generators, whose tariff is regulated/ adopted by the Commission, are proposed to be made capable of participating in 'Secondary Control'. Dadri Stage-II NTPC in Northern Region was the first AGC pilot project of the country which was approved by the Commission vide Order in Petition No.79/RC/2017 on 06.12.2017 and is in continuous operation from 1225 Hrs. of 04.01.2018. The Commission also directed that similar pilot projects may be replicated by NLDC, in at least one other regional grid of the country. Accordingly, four more AGC pilot projects have been/are being implemented viz. Simhadri Stage-II in Southern Region, Mauda Stage-II in Western Region, Barh Stage-II in Eastern Region and Bongaigaon in North-Eastern Region.

27. The Commission observes that there is one-time expense involved for the generators to install requisite software and firmware. The Commission has been informed that the implementation cost i.e. placing of order for the equipment and integration cost of the four AGC pilot projects which have been commissioned viz. Dadri Stage-II NTPC in Northern Region Simhadri Stage-II in Southern Region, Mauda Stage-II in Western Region and Barh Stage-II in Eastern Region, is in the range of Rs. 30.00 lakhs to Rs. 50 lakhs per generating station. The Commission accepts the Petitioner's proposition that the cost of such equipment at generating stations for AGC implementation is not significant and ideally all ISGS stations should be AGC enabled. The Commission notes that majority of the thermal stations

regulated by the Commission have station capacity of 200 MW and above and the AGC support is mainly expected from these facilities apart from the hydro generating stations other than Run-of-River projects. It will therefore be prudent, also from the point of view of cost effectiveness to ensure that the thermal generating stations with installed capacity of 200 MW and above and all hydro stations with capacity exceeding 25 MW necessarily have the capability to provide AGC support. Further, the Commission is of the view that with due regard to the nature of the Run-of-River Hydro projects it may not be advisable to mandate such plants to provide AGC support, as this might lead to spillage/ under-utilization of water, which should be avoided. Accordingly, the Commission directs all thermal Inter State Generating Stations (ISGS) that are regional entities with installed capacity of 200 MW and above and all hydro stations with capacity exceeding 25 MW excluding the Run-of-River Hydro Projects irrespective of size of the generating station and whose tariff is determined or adopted by the Commission, to install the required software and firmware for implementation of AGC at the unit control rooms for transferring the required set of data for AGC. These regional entity generators may approach the Commission under relevant regulations and provisions of PPA for compensation of this one-time cost. The Commission also directs the Central Transmission Utility and the NLDC to commission the required communication system in parallel.

28. Once the aforesaid generating stations are AGC enabled, NLDC/ RLDCs shall be allowed to test, tune and operate the AGC system for providing the signals to the power plants. With this decision to make the ISGS stations AGC compliant, the Commission is of the view that any other pilot beyond the five pilots already initiated by NLDC, may not be needed.

29. As regards compensation for AGC support and deviation charges, it is clarified that the framework in this regard as stipulated in the Commission's Order in Petition no. 79/RC/2017 dated 06.12.2017 shall apply to the five pilot projects as also to other ISGS as and when they are AGC enabled. This arrangement shall remain in place till further Orders or till relevant regulations inter-alia on compensation for AGC services are framed by the Commission.

30. The Commission has noted the suggestions of the Petitioner for covering under Phase-II, other regional entity generators (other than those whose tariff is determined or adopted by

the Commission). The Commission is of the view that decision on this issue cannot be taken in the present petition. It needs wider consideration.

31. The Commission observes that NLDC in its report on implementation of RRAS, has recommended moving towards market-based procurement of ancillary service for a more robust design. The relevant excerpt is reproduced below:

> *"Once the scope of present implementation of ancillary services is enlarged from the regulated generation stations at inter-state level to include state-level generators also, a critical mass would be achieved. Moreover as more and more generators start participating in regulation services, closer monitoring of the performance of generating stations would also be needed. The implementation would also be more robust by design and subsequently, based on the experience gained, market based procurement of ancillary services could also be thought of."*

32. The Commission is of the view that the experience gained under RRAS underlines the need for a calibrated approach to transform the extant administered Ancillary Services mechanism to a market-based mechanism with the objective of increasing the ambit of potential providers of such services at efficient costs and enhanced reliability of the grid. The Staff Paper on *'Redesigning Ancillary Services Mechanism in India'* issued by staff of the Commission on 06.09.2018 has highlighted that the physical infrastructure in terms of communication and suitable hardware/ software at the power plants is sine qua non for secondary control through AGC irrespective of the fact whether the same is regulated or market-based. The only variable is the quantum of secondary reserves required on day to day basis.

33. The Commission observes that given the changes in technology, generation mix and increasing decentralized generation, and locational ancillary requirements, long term bilateral contracts for ancillary support should be avoided. Same resource can provide multiple flexibility services. For example, a generator that can provide fast tertiary response can also provide slow tertiary response. An arrangement which bundles multiple flexibility services has some advantages – by allowing such generators to utilize their capabilities to serve various system requirements thereby reducing the cost of providing individual services. Accordingly, the Commission directs the staff of the Commission to initiate a comprehensive review of Ancillary services framework based on these principles, and present to the Commission for suitable decision.

SUMMARY

34. In the interest of reliable and safe grid operation, the Commission directs that all the ISGS stations whose tariff is determined or adopted by CERC shall be AGC-enabled and the ancillary services including secondary control through AGC be implemented as per the following direction:

i. *All thermal ISGS stations with installed capacity of 200 MW and above and all hydro stations having capacity exceeding 25 MW excluding the Run-of-River Hydro Projects irrespective of size of the generating station and whose tariff is determined or adopted by CERC are directed to install equipment at the unit control rooms for transferring the required data for AGC as per the requirement to be notified by NLDC. NLDC shall notify the said requirements within one month of this order.*

ii. *All such ISGS stations whose tariff is determined or adopted by CERC shall have communication from the nearest wide band node to the RTU in the unit control room.*

iii. *The Central Transmission Utility (CTU) is directed to have communication availability from NLDC/ RLDCs to the nearest wide band node/ switchyard for the generating stations in a redundant and alternate path ensuring route diversity and dual communication.*

iv. *The NLDC is also directed to commission the required communication infrastructure.*

v. *The expenditure as a result of compliance of the above directions may be claimed as per relevant regulations or provisions of the PPA.*

vi. *The NLDC is directed to monitor implementation of the above directions so that all the ISGS stations whose tariff is determined or adopted by CERC are AGC-enabled within six months of this order.*

vii. *The framework regarding compensation for AGC support and deviation charges as stipulated in the Commission's Order in Petition no. 79/RC/2017 dated 06.12.2017 shall apply to the five pilot projects as also to other ISGS as and when they are AGC enabled. This arrangement shall remain in place till the relevant regulations interalia on compensation for AGC services are framed by the Commission.*

viii. *NLDC/RLDCs are allowed to operate the AGC system for enabling the signals to the power plants at the earliest.*

ix. *All new thermal ISGS stations with installed capacity of 200 MW and above and hydro stations having capacity exceeding 25 MW excluding the Run-of-River Hydro Projects irrespective of size of the generating station and whose tariff is determined or adopted by CERC shall mandatorily have the capability to provide AGC support.*

35. With the above directions, Petition No. 319/RC/2018 stands disposed of.

Sd/-	Sd/-	Sd/-
आई. एस. झा	**डॉ एम. के. अय्यर**	**पी. के. पुजारी**
सदस्य	**सदस्य**	**अध्यक्ष**

2.8 **Agenda for 1% advance for material supplied for repairing of OPGW networks installed under ULDC NR Project (Agenda by HVPNL)**

2.8.1 Representative of HVPNL stated that OPGW has been laid under ULDC Projects on the following HVPNL lines:

- 220KV Narwana - Safidon - PTPS.
- 220KV Nunamajra - Bahadurgarh.
- 220KV PTPS Sewah Ckt- I & II.

2.8.2 He further stated that, PGCIL has demanded 1% advance for repairing of OPGW networks installed under ULDC NR Project from all constituent of NR. However, the reconciliation statement of material procured earlier against 1% advance taken from constituents was not provided by PGCIL.

2.8.3 Representative of POWERGRID stated that they would return 1% advance to the constituents.

2.9 **Requirement of PDH Equipment for replacement of Nokia Equipment under Reliable Communication Scheme (Agenda by POWERGRID)**

2.9.1 Representative of POWERGRID stated that they were implementing OPGW installation on new transmission lines along with replacement of ULDC Phase-I OPGW and communication Equipment under Reliable Communication Scheme. Requirement of PDH was removed from all the locations citing upgradation of RTUs to 104 protocol & using of VOIP phones. Requirement of PDH equipment alongwith required nos. of channels (Voice and Data channel for replacement of Nokia), if any under this scheme may be intimated to POWERGRID on priority, so that requirement can be freezed. Till date, only UPPTCL has conveyed their requirement and BoQ for the same has been approved and suppply will be commenced within 3-4 months.

2.9.2 Representative of Rajasthan and Punjab assured to intimate requirement, if any, by 30th November, 2019.

2.10 **Communication availability from NLDC/ RLDCs to the nearest wide band node/ switchyard for the generating stations under AGC as per CERC order 319/RC/2018 dated 28th August 2019**

Representative of POSOCO stated that CERC, in the matter of Automatic Generation Control (AGC) implementation in India, has issued the direction that all thermal ISGS stations with installed capacity of 200 MW & above and all hydro stations having capacity exceeding 25 MW excluding the Run-of-River Hydro Projects irrespective of size of the generating station and whose tariff is determined or adopted by CERC, to install equipment at the unit control rooms

for transferring the required data for AGC as per the requirement to be notified by the National Load Despatch Centre (NLDC).

He further stated that in the Order, CERC directed the Central Transmission Utility (CTU) to commission communication facility from NLDC/ RLDCs to the nearest wide band node/ switchyard for the generating stations in a redundant and alternate path ensuring route diversity and dual communication. The list of plants identified for AGC operation by NLDC as per CERC Order was attached as Annexure-1 of the agenda.

Relevant extracts from the CERC Order 319/RC are given as below:

...The Central Transmission Utility (CTU) is directed to have communication availability from NLDC/ RLDCs to the nearest wide band node/ switchyard for the generating stations in a redundant and alternate path ensuring route diversity and dual communication.

...The expenditure as a result of compliance of the above directions may be claimed as per relevant regulations or provisions of the PPA.

Considering the importance of communication links being used for automatic controls, same common points may not be used along the path to ensure near 100% availability. Also, in line with the CERC Order, all the power plants are supposed to take necessary action for arranging the communication (through redundant and alternate paths) from the existing nearest wideband communication node to the unit control room through two fibre optic cables, in coordination with Central Transmission Utility (CTU).

He informed that ISGS stations whose tariff is determined or adopted by CERC should be AGC-enabled before 28th February 2020 as per the Order of the Hon'ble Commission.

He stated that on 27th September 2019, nominated nodal officers from CTU discussed the detailed action plan regarding the communication to AGC power plants at NLDC, New Delhi. Two Ethernet ports would be made available from existing SDH node available near generating station, wherever spare ports are available. In case of constraint, upgradation of equipment / cards as required shall be considered while working out requirement for AGC communication connectivity. RLDCs/NLDC will coordinate with concerned generating station for connectivity of Ethernet port to RTU at generating station for AGC application.

He further state that in some cases, requirement of usage of STU network for AGC connectivity is expected. The same shall be brought out by CTU. RLDCs/NLDC shall facilitate necessary coordination between STU & CTU for providing fibres, equipment, if required.

Representative of CTU stated that out of 30 stations in NR only diversity is available only in 4 stations namely, Naptha Jhakri HEP, Dehar HEP, Rampur

अपर महाप्रबन्धक (वाणिज्यिक)
Addl. General Manager (Commercial)
एन टी पी सी लिमिटेड/NTPC LIMITED

HEP and Bhakra Right HEP. He further stated that network upgradation required for rest 26 stations 14 of them would be covered under ongoing various schemes, however it would be difficult to complete all locations by 28th February, 2020. He added that there are 5 links of PTCUL need to be used.

Member Secretary, NRPC stated that since representative of PTCUL was not present a separate meeting would be called between PTCUL, CTU, NRLDC, NLDC and NRPC Sectt.. He further stated that single path is available for all 30 stations except Parbati-III which is likely to come by 31st December, 2019.

Representative of POWERGRID informed that presently ULDC communication is not available from Anta GPP and data is coming through telecom facility.

Sub-committee advised POWERGRID to plan for remaining redundant connectivities at remaining stations.

2.11 Fibre cut between Kishenpur-New Wanpoh (Agenda by NRLDC)

2.11.1 Representative of NRLDC stated that there was a fiber cut between Kishnepur-Wanpoh since January 2019 due to which PMU data from Wagoora, Wanpoh and Uri was not available at NRLDC. It was mentioned that data from these stations is critical for monitoring of Kashmir Valley.

2.11.2 He informed that the matter was also discussed during 15th TeST Meeting, POWERGRID intimated that unprecedented ice deposition on OPGW in Kashmir valley has led to the breakage of the same and data from alternate route has been restored. However alternate arrangements are yet to be made.

2.11.3 Representative of POWERGRID informed that tower strengthening work was in progress and OPGW work was expected to be completed by March 2020. He added that alternate channel for PMU data would be provided within 15 days.

2.12 Upgradation of STM-16 to STM-64 Communication Equipment (Agenda by POWERGRID)

2.12.1 Representative of POWERGRID stated that during 14th TeST sub-committee meeting, NRLDC requested to explore the possibility of upgradation of communication equipment from STM-16 capacity to STM-64 or adopt other latest technology to cater additional requirement for future projects including RTU/SAS data reporting on 104 protocol, new PMUs under WAMS System, AGC Project, establishment of inter-regional control centres of SCADA/ PDC, upgradation of NLDC and establishment of REMC control centres and backup control centre at Kolkata for WAMS system and other new schemes. In this regard, POWERGRID have examined the possibility and 17 Equipment needs to be upgraded from STM 16 to 64 for Tejas make Communication Equipment,

Addl. General Manager (Commercial)
NTPC LIMITED

Annexure B1

DRAFT AGREEMENT

IRRIGATION - NTPC UNCHAHAR

W.E.F : 2020

IRRIGATION DEPT. NTPC, UNCHAHAR

original copy
Received
17.01.2020

Addl. General Manager (Commercial)
NTPC LIMITED

DRAFT PROPOSAL

AGREEMENT FOR SUPPLY OF WATER TO FEROZ GANDHI UNCHAHAR THERMAL POWER PROJECT OF NATIONAL THERMAL POWER CORPORAITON LIMITED FROM ALLAHABAD BRANCH OF SHARDA SAHAYAK FEEDER / DALMAU PUMP CANAL

Agreement for supply of water to Feroz Gandhi Unchahar Thermal Power Project of National Thermal Power Corporation Ltd. New Delhi from Allahabad branch of Sharda Sahayak Feeder/ Dalmau Pump Canal.

An agreement made on the ---------- day of ---------- corresponding to the Saka Sambat the ---------- day of ---------- between National Thermal Power corporation Ltd a Central Government undertaking acting through its General Manager Feroz Gandhi Unchahar Thermal Power Project, Distt. Raebareli , U.P. (hereinafter referred to as the consumer) on the one part and the Governor of Uttar Pradesh (hereinafter referred to as the supplier through the U.P. Irrigation department) on the other part.

Whereas at the request of the consumer, the supplier has agreed to supply non-potable water in bulk to Feroz Gandhi Unchahar Thermal Power Project near Unchahar, Distt- Raebareli situated on the right bank of Allahabad Branch of Sharda Sahayak Canal System (SSCS). It has been agreed by the supplier to supply water to Feroz Gandhi Unchahar Thermal Power Project Unchahar either from Allahabad Branch at Km 6.97 or from Dalmau pump canal depending upon the schedule of canal running on the terms and conditions herein agreed upon. Now this agreement witness as follow:-

1.0 IN THIS AGREEMENT.

1.01. Irrigation department means the Irrigation Department of Government of Uttar Pradesh.

1.02. Sub-Divisional officer means the Sub-Divisional officer of the Irrigation Department directly In-charge of the Allahabad Branch, which feeds the power station and the In-Charge of Dalmau Pump Canal which is the standby water source.

1.03. Executive Engineer Means the Executive Engineer of the Irrigation department In-Charge of the portion of Allahabad Branch of SSCS which feeds the power station and In-Charges of the Dalmau Pump Canal.

1.04. Superintending Engineer' Means the Superintending Engineer of the Irrigation Department in direct administrative control of Allahabad branch of Sharda Sahayak Canal system and the Dalmau pump canal.

1.05. The Corporation means the National Thermal Power Corporation Ltd New Delhi.

J. Chand
DGM UO
24/1/2020

अपर महाप्रबन्धक (वाणिज्यिक)
Add. General Manager (Commercial)
एन टी पी सी लिमिटेड/NTPC LIMITED

24/1/2020
O. P. Gupta
DGM OAM CIVIL

1.06. Feroz Gandhi Unchahar Thermal Power Project means Thermal Power Project Acquired by ordinance issued by Govt. of Uttar Pradesh subsequently which is replaced as UP Act No-12 of 1992 at Unchahar in District Raebareli on the right bank of Allahabad Branch of SSCS by the Corporation.

1.07. Thermal Station means the Feroz Gandhi Unchahar Thermal Power Project, Distt Raebareli U.P.

1.08. The General Manager' means the General Manager of Feroz Gandhi Unchahar Thermal Power Project or Head of the Thermal Power Project at Unchahar.

1.09. Cross cum Head Regulators' means the cross cum head regulator constructed on Allahabad branch of Sharda Sahayak Canal System at Km 6.97 for diverting water into the intake supply channel of Unchahar Thermal Power Project.

1.10. Tail regulator' Means the tail regulator constructed at the tail of discharge channel through which the water from Thermal Power Project would discharge back into Allahabad Branch of Sharda Sahayak Canal System.

1.11. Connecting channel means the channel through which the water from tail regulator would be discharge into Allahabad branch of Sharda Sahayak Canal system.

1.12. Intake Supply channel means channel taking off from km 6.97 right bank of Allahabad Branch of Sharda Sahayak canal system and meeting Thermal Power Project.

1.13. Unchahar Thermal Power Escape Channel means the channel constructed from right bank of Allahabad branch of Sharda Sahayak Canal system at KM 8.55 to discharge water services to Irrigation requirements into Abiyari Escape upstream of Railway culvert no-136

1.14. Twin Channel means the channel with middle bank constructed in old Purwa branch now named as Dalmau Pump Canal.

1.15. Unchahar Thermal Feeder Channel means the channel taking off from tail of Dalmau Pump Canal to supply consumptive cooling water to Thermal Power Station in time of closure of Allahabad Branch of Sharda Sahayak Canal system.

1.16. Dalmau Pump Canal means the pump canal taking off from left bank of river Ganga near Dalmau district Raebareli.

1.17. Reduced levels means the levels measured with reference to the Bench Mark provided on the provincial Road Bridge at km 6.785 of Allahabad Branch, Sharda Sahayak Canal System on crossing of Unchahar Salon Road.

1.18. Financial year means a period of twelve month beginning on 1st April and ending on the 31st march of the following calendar year.

2.0. The parties hereto hereby convenient with each other to observe and perform the following.

24/1/2020

अपर महाप्रबन्धक (वाणिज्यिक)
Add. General Manager (Commercial)
एन टी पी सी लिमिटेड/NTPC LIMITED

24/1/2020
O. P. Gupta
DGM CIVIL

2.01. 105 cusecs non potable water from Allahabad Branch of Sharda Sahayak Canal System shall be drawn by Thermal Power Project. A head cum cross regulators has been constructed at km 6.97 for controlling regulator supply to NTPC Cooling.

2.02. U.P. Irrigation Department has agreed to supply of 600 cusec of non potable water from Allahabad Branch of SSCS to NTPC Feroz Gandhi Unchahar Thermal Power Project for the circulation of water through plant in open cycle system and 105 cusec of consumptive water.

2.03. In case of closure period of Allahabad branch, supplier shall supply required water through Dalmau Pump Canal to meet consumptive requirement of water for smooth running of plant.

2.04. The consumer would return supplies back in to the Allahabad Branch of sharda Sahayak Canal System through tail regulators constructed on discharge channel of Thermal Power Project after consuming upto 105 cusecs.

2.05. The supplier shall maintain properly and carry out all improvement as and when required in Allahabad Branch of Sharda Sahayak Canal System, Thermal Feeder Channel, Dalmau Pump Canal, its bund and other structures connected therewith and belonging to the supplier to ensure regular and continuous supply to the consumer. But the supplier shall not be responsible for any disruption in the water supply to the consumer due to cause beyond the control of supplier such as acts of God or of the public enmity, flood failure of electric supply, fire, natural calamities like earthquake, lightening and strikes or civil commotion. The supplier shall however make all efforts to maintain supply to the extent reasonably possible in the above circumstances and restore full supply at the earliest with active co-operation of NTPC Authorities.

3.0 The Executive Engineer shall inform the General Manager. NTPC Ltd Unchahar regarding the supplies expected in the channel every week through regulation orders issued for the week 24 hours in advance.

4.0. Supplier, in consultation with the corporation shall be the sole judge for survey, design and execution of civil and mechanical works required for the above direct supply to the Thermal Power Project.

5.0. Necessary Power supply for operation of gates of cross regulators on Allahabad Branch of Sharda Sahayak Canal system shall be arranged by the consumer at its own cost.

6.0. The supplier shall allow, subject to the technical feasibility (or which the supplier shall be the sole judge) the passage of pipe lines, cables, overhead lines and other arrangements

24/1/2020

अपर महाप्रबन्धक (वाणिज्यिक)
Add. General Manager (Commercial)
एन टी पी सी लिमिटेड/NTPC LIMITED

24/1/2020
O. P. Gupta
DGM Civil

as well as the usage's of approaches and access road on suppliers land which will not be leased out by the supplier and in some cases by the consumer after taking prior written permission from the supplier.

7.0. NTPC will provide one type-II and one type-I quarter to the irrigation department subject to availability. Water shall be supplied free but electricity and rental charges will be on the same basis as for the employees of NTPC of similar category. The ownership of the quarters shall rest with NTPC and annual maintenance shall also be carried out by NTPC.

8.0. The consumer shall issue permits to the authorized representatives of the irrigation department. Six representatives will be recommended by the sub-divisional officer or Executive Engineer to corporation for issuance of identity card to have access at all times to the take off and tapping sites subjected to NTPC security rules and regulations.

8.01 All Gazetted Officer of the Irrigation department shall have access to the above mentioned sites as and when deemed necessary for checking inspection or repairs subject to permit card of security department of NTPC.

9.0. The government of Uttar Pradesh have issued detailed instruction regarding supply and mode of charges for non-agricultural uses of canal water vide office memorandum no-1056/Saku/85-35 Irrigation dated 16th April 1985. The consumer shall abide itself to GO for payment of royalty to consumptive use of water at the rate of Rs. 50,000.00 (Rupee Fifty Thousands only/ cusec / year from 13.02.1992 upto 25.10.1998 and thereafter at the rate of Rs.1,50,000.00 (Rupees One Lakh Fifty Thousands only / cusec / year) as per GO number 1192/98-27 Irrigation -4 W/96 dt.26.05.1998. and thereafter at the rate of Rs.6,00,000.00 (Rupees Six Lakh only) / cusec/ year as per GO 2953/11-27 Irri-4-08(water)/82 dt.15.07.2011 w.e.f. 15.07.2011 till revision of rates by Goverpment of UP). In future if the rates are revised the consumer shall pay royalty at revised rates from date of revision.

10.0. Monthly consumptive use of water shall be furnished by NTPC in the second week of following months to Executive Engineer, Raebareli Khand (South) Sharda Canal Raebareli. The irrigation department after verification will submit bill for royalty of consumptive use of water as per the monthly records submitted by NTPC. NTPC shall release payment within one month time.

11.0. Method of measurement of consumptive water – the actual consumption of water shall be measured by installation of water meter by the consumer. Wherever, it is not possible to install meters for, flow shall be determined on the basis of characteristics of pumps as recommended by the manufacturer. In that case the consumption of water shall be calculated on the basis of log book maintained for the purpose of operation of pumps.

D. Khan 24/1/2020

Dy. Manager (Civil)

Addl. General Manager (Commercial)

24/1/2020

O.P. Gupta

Dy. Manager (Civil)

The consumer shall furnish a list of pumps which are utilized for pumping of water for consumptive use to the Executive Engineer Raebareli Khand (south) Sharda Canal Raebareli for record. New Pumps added shall be intimated within one week of installation.

11.01. The actual consumption of water shall be determined on the following basis:-

A) When the units are on open cycle :-

The quantity of water drawn for ash sluicing and water treatment plant which constitutes the main consumptive use shall be measured with the meters installed on the line at convenient points. In addition to above a quantity i.e. 0.098% of water drawn by the secondary cooling water system and CW system / pumps, will be added to cover the evaporation and other losses in the CW system.

B) When the units are in close cycle –

The quantity of water drawn by pumps installed in the make up water pumps house shall be measured with meters installed on the line. The meter / log books reading may be checked at random jointly at least twice in a month by the authorized representatives of the consumer and supplier on date and time mutually agreed to them.

11.02. The annual maintenance expenditure shall be released by NTPC in advance on the basis of estimate by Irrigation department for maintenance work subject to a limit of 2% of the cost of capital works and assets created specifically for supplying water to plant and escalation there on at consumers cost. The annual maintenance expenditure, as on 26.08.1993, on the basis of above shall be limited to Rs. 21.2 lacs per annum excluding cost of special repairs U.P. Irrigation department has requested to enhance the annual maintenance expenditure of 21.00 lacs agreed on 26.08.1993, with escalation clause based on all India consumer prices index issued by Labour Bureau. In this regard NTPC has agreed to enhance to annual maintenance expenditure as per provisions. NTPC on claim from Irrigation department will pay escalation w.e.f 1993-94 based on all India CPI issued by labour Bureau. NTPC on claim from Irrigation department will release 6.875% centage charges to Irrigation department as presently applicable by order of Government of Uttar Pradesh and the same shall be regulated in accordance with relevant GO's enforced from time to time.

The UP Irrigation department has requested to provide annual maintenance cost in advance to plan and expedite the required maintenance work in time. In this regard NTPC has agreed for 50% advance payment of the annual maintenance cost on production of work estimate.

24/1/2020
O.P. Gupta
DGM O&M Civil

अपर महाप्रबन्धक (मानिकीकरण)
Add. General Manager (Commercial)
एन टी पी सी लिमिटेड/NTPC LIMITED

11.03. Provisional escalation based on latest available index shall be paid and reconciled after availability of the publication and claim from Irrigation department.

12.00. The cost of additional new works or replacement of any existing system or sub system like replacement of gates, culverts and fresh liners etc in the existing construction of thermal power project for providing water supply and executed exclusively to meet NTPC requirement will be borne in full by NTPC.

12.01. Any River training work required in Ganges for bringing water to the existing pump house on the bank of Ganges shall be shared by NTPC to the tune of 45% of the actual expenditure done. However Irrigation department shall submit proposal for approval of NTPC before actual execution of the work.

12.02. Irrigation department shall submit the details of actual expenditure incurred to the consumer six monthly for reconciliation / adjustment of payments or advances.

13.0. In case of any damages caused by circumstances envisaged in the provision to sub-clause 2.04 of clause 2.00 above, which necessitated on account of normal wear and tear to the assets created by the supplier at the cost of the consumer in pursuance of sub-clause 2.04 of clause 2.00 above, the cost of such special repairs shall be borne in full by the consumer. For this purpose, and estimate shall be prepared by the supplier, the consumer shall release payment linked with physical progress to suppliers. On completion of the special repairs, the Irrigation department shall render an account to the consumer in respect of the actual expenditure incurred along with department charges as per rules.

13.01. Any forced major damage to structures caused due to natural calamities like flood, fire lightening, earthquake etc shall be borne equally by both the consumer and the supplier.

14.0. This agreement shall come into force from the day of its execution by the parties here to this agreement shall remain effective for a period of 10 years if not revised or terminated by the mutual agreement between both parties earlier. At the expiry of 10 years. The agreement shall be executed again on terms and condition mutually agreed upon between the supplier and the consumer.

15.0. Except as two matters specifically provided in clause 4.0 and 6.00 herein before, if any question of difference of opinion or objection in any matter connected with or arising out of this agreement of the meaning / interpretation, effect of operation of any part thereof, or as to the rights, duties or liabilities of either party arises and remain unresolved for a period of over three months, every such matter shall be referred for arbitration to Chief

J. Thang
DGM
24/1/2020

Add. General Manager (Commercial)
एन टी पी सी लिमिटेड/NTPC LIMITED

24/1/2020
O. P. Gupta
DGM Civil

Engineer Sharda Sahayak, Irrigation Department , Lucknow on a request made by either or the parties to the disputes after a clear 15days notice has first been given to the other party. The award of the arbitrator shall be final and binding on both the parties.

16.0 Not withstanding the proceedings of the arbitration as referred to in clause 15.00 above, the supply of water to the consumer from Allahabad Branch Dalmau pump canal shall remain unaffected. All clauses of this agreement will remain operative notwithstanding disputes under any or all clause being under arbitration proceedings. In witness whereof the parties hereto have set their hands on the dates hereafter mentioned below their respective signature.

For & on behalf of NTPC Limited
FGUTPP Unchahar , Raebareli

For & on behalf of U.P. Irrigation Department, Govt of U.P.

अधिशाषी अभियंता
रायबरेली खण्ड (बेसिन) शाखा नहर
रायबरेली

24/1/2020
O.P. Gupta
DGM C&M civil

Annexure-B2

डा० सं० 3480 (अनु०-ब०)
दिनांक 5-8-11

कार्यालय प्रमुख अभियन्ता
(जल संसाधन अनुभाग)
सिंचाई विभाग, उ0प्र0, लखनऊ

पत्रांकः /अनिमं-8/यू0-6/ / लखनऊः दिनांकः 1/8/2011

कार्यालय-ज्ञाप

शासनादेश सं0-2953/11-27-सि0-4-08(जल)/82, दिनांक 15.07.2011 द्वारा अकृषिकारी उपयोग हेतु पानी की रायल्टी दर रू0 6,00,000.00(छः लाख रूपये) प्रति क्यूसेक/प्रति वर्ष एवं जल कर हेतु रू0 12.48 (बारह रूपये अड़तालिस पैसे मात्र) प्रति हजार घनफुट निर्धारित की गई है।

अतः शासनादेश दिनांक 15.07.2011 में निहित प्राविधानों के अनुसार निर्धारित दरों पर रायल्टी एवं जलकर दोनो की वसूली हेतु निम्नानुसार आदेश एतद्द्वारा दिये जाते हैं :-

(क) वर्तमान में ऐसे सभी उपभोक्ताओं से जहाँ केवल रायल्टी अथवा जलकर की वसूली की जा रही है से तत्काल प्रभाव से संशोधित दरों पर रायल्टी एवं जल कर की वसूली सुनिश्चित की जायेगी।

(ख) उत्तर प्रदेश, शासन के अधीन किसी भी राजकीय विभाग, स्वायत्त संस्था अथवा निगम से पेयजल के लिये जल की आपूर्ति हेतु रायल्टी चार्ज नहीं की जायेगी।

(ग) उपभोक्ता विभाग/संस्था को जल आपूर्ति किये जाने हेतु शासकीय स्वीकृति प्राप्त किये बिना कोई अनुबन्ध अधिशासी अभियन्ता/अधीक्षण अभियन्ता द्वारा निष्पादित नहीं किया जायेगा।

(घ) सभी जल उपभोक्ताओं से समुचित राजस्व की वसूली हेतु आपूर्ति किये जा रहे जल के मापन की समुचित व्यवस्था सुनिश्चित किया जाना सम्बन्धित अधिशासी अभियन्ता/अधीक्षण अभियन्ता का दायित्व होगा।

उपरोक्त आदेश तत्काल प्रभावी होंगे।

(देवेन्द्र नाहन)
प्रमुख अभियन्ता एवं विभागाध्यक्ष

पत्रांकः 202 /अनिमं-8/यू0-6/ 4-3 /तद्दिनांक

प्रतिलिपि निम्नलिखित को सूचनार्थ एवं आवश्यक कार्यवाही हेतु प्रेषित।

1. प्रमुख सचिव, सिंचाई, उत्तर प्रदेश, शासन लखनऊ।
2. प्रमुख अभियन्ता(परिकल्प एवं नियोजन) सिंचाई विभाग, उ0प्र0, लखनऊ।
3. मुख्य अभियन्ता(पूर्व/पश्चिम/नियोजन/परिकल्प एवं शोध/स्वारा), कार्यालय प्रमुख अभियन्ता, सिंचाई विभाग, उ0प्र0, लखनऊ।
4. समस्त क्षेत्रीय मुख्य अभियन्ता(स्तर-2), नाम से, सिंचाई विभाग, उ0प्र0, को शासनादेश सं0-2953/11-27-सि0-4-08(जल), '82, दिनांक 15.07.2011 की छायाप्रति सूचनार्थ एवं आवश्यक कार्यवाही हेतु प्रेषित है। (संलग्नक सहित)

मुख्य अभियन्ता (जल संसाधन)

सागर महाप्रबन्धक (वाणिज्यिक)
Addl. General Manager (Commercial)
एन टी पी सी लिमिटेड/NTPC LIMITED

सिंचाई अनुभाग-4
संख्या-2953/11-27-सिं-4-08(प्रमा)/82
लखनऊः दिनांक 15 जुलाई, 2011

कार्यालय-ज्ञाप

सिंचाई विभाग द्वारा अकृषिकारी उपयोग हेतु विभिन्न उपभोक्ताओं को जल उपलब्ध कराने के संबंध में कार्यालय ज्ञाप संख्या-1056/सत्र/83-28-सिं-3 दिनांक 16-04-85 द्वारा शीर्षि निर्धारित करते हुए जल मूल्य/रायल्टी की दर निर्धारित की गयी थी। उक्त कार्यालय ज्ञाप के प्रस्तर-5 के उप प्रस्तर-2 में रायल्टी 50,000 रुपये प्रति क्यूसेक प्रतिवर्ष निर्धारित की गयी थी। कालान्तर में अकृषिकारी उपयोग हेतु पानी की मांग औद्योगिक क्षेत्र व निजी क्षेत्र में होने तथा कामतों में अपेक्षित वृद्धि हो जाने के कारण कार्यालय ज्ञाप संख्या-1192/98-21-सिं-4-5(प्रमा)/98 दिनांक 26-05-1998 द्वारा अकृषिकारी उपयोग हेतु पानी की रायल्टी दर 50,000 रुपये प्रति क्यूसेक प्रति वर्ष से बढ़ाकर रुपया 1,50,000 प्रति क्यूसेक प्रति वर्ष पुनरीक्षित किया गया था।

2- उत्तर प्रदेश जल प्रबन्धन एवं नियामक आयोग द्वारा अकृषिकारी उपयोग हेतु रायल्टी/जल मूल्य एवं अतिरिक्त जल मूल्य/जल कर की वर्तमान दरों में चार गुना वृद्धि किये जाने के संबंध में प्रदान की गयी सहमति के आलोक में कार्यालय प्रमुख अभियन्ता, सिंचाई विभाग के पत्र संख्या-562/अनिय-6/यू-6/सं-3 दिनांक 18-11-10 द्वारा रायल्टी/जल मूल्य की दर रुपये 1,50,000 प्रति क्यूसेक प्रति वर्ष में चार गुना वृद्धि करते हुए जल मूल्य की दर रुपये 6,00,000 प्रति क्यूसेक प्रति वर्ष एवं अतिरिक्त जल मूल्य/जल कर की वर्तमान प्रचलित दर रुपये 3.12 (तीन रुपये बारह पैसे मात्र) में चार गुना वृद्धि करते हुए रुपये 12.48 (बारह रुपये अड़तालिस पैसे मात्र) प्रति हजार घन फुट किये जाने का प्रस्ताव शासन को उपलब्ध कराया है।

3- अतः उपर्युक्त प्रस्ताव पर राज्यपाल विधानपरिषद राज्यपाल महोदय अकृषिकारी उपयोग हेतु पानी की रायल्टी दर रुपये 1,50,000 (एक लाख पचास हजार रुपये) प्रति क्यूसेक प्रति वर्ष में चार गुना वृद्धि करते हुए रुपये 6,00,000 (छः लाख रुपये) प्रति क्यूसेक/प्रति वर्ष एवं जल कर हेतु रुपये 3.12 (तीन रुपये बारह पैसे मात्र) में चार गुना वृद्धि करते हुए रुपये 12.48 (बारह रुपये अड़तालिस पैसे मात्र) प्रति हजार घन फुट वृद्धि किये जाने की सहर्ष स्वीकृति प्रदान करते हैं।

किशन सिंह अदोरिया
प्रमुख सचिव।

संख्या एवं तद्दिनांक तदोपरि।

प्रतिलिपि निम्नलिखित को सूचनार्थ एवं आवश्यक कार्यवाही हेतु प्रेषित-

1- समस्त प्रमुख सचिव/सचिव, उ0प्र0 शासन।
2- प्रमुख अभियन्ता, सिंचाई विभाग, उ0प्र0 लखनऊ।
3- मुख्य अभियन्ता (जल प्रशासन) सिंचाई विभाग, उ0प्र0 लखनऊ।
4- विशेषाधिकारी, एम0आई0सी0 एवं सदस्य योजना आयोग लखनऊ को इस अनुरोध के साथ प्रेषित कि इस कार्यालय ज्ञाप को सिंचाई विभाग, उ0प्र0 शासन के वेबसाइट पर शीघ्रातिशीघ्र अपलोड कराने का कष्ट करें।

आज्ञा से,

(अनिल विलास)
संयुक्त सचिव।

Addl. General Manager (Commercial)
एन टी पी सी लिमिटेड/NTPC LIMITED

Format-B

AUDITOR CERTIFICATE

Station:	Unchahar Super Thermal Power Station	
Month:	Apr-2022 to Mar-2023 (Audited Figures)	
S. No	Details	Amount (in Rs.)
1	Cumulative Ash transportation expenditure incurred (as per MOEF&CC Notification dt. 31.12.2021) including any adjustments in respect of any prior months. Such expenditure shall include liability, if any. (X)	81,95,06,468
2A	Opening balance of ash sale revenue as on 01.04.2022 (O)	0
2B	Cumulative Ash sale revenue / proceeds received including any adjustments in respect of any prior months. (Y)	17,17,93,388
3	Cumulative Net Ash transportation expenses of Station (Z= X-Y-O)	647713080
4	Billable Cumulative ash transportation expenses of Station (A = Z * F * 0.9)	**576127416**
Unchahar-1		
5.1	Billable Cumulative Ash transportation expenses of Commercial Stage (C = A * Cum SG Commercial stage / Cum SG station)	13,16,45,601
6.1	Cumulative Ash transportation expenses billed to beneficiary N	B_N = Cum $SG_{beneficiaryN}$ / Cum SG $_{commercial\ stage}$ * [C]
	AJMER	63,679
	AVVNL-NSM	4,52,120
	BRPL	36,73,747
	BYPL	20,25,943
	GUJARAT	2,14,81,628
	HARYANA	35,92,702
	HPSEB	14,62,065
	JAIPUR	93,894
	JDVVNL-NSM	5,74,035
	JODHPUR	81,465
	JVVNL-NSM	6,64,281
	MP	11,30,619
	NCR NVVN COAL	22,92,505
	NDMC	18,469
	NDPL	23,58,359
	PDD J&K	1,21,27,951
	PUNJAB	1,27,372
	UP	6,73,31,613
	UPPCL-NSM	2,72,157
	UTCHD	6,19,783
	UTTARAKHAND	1,12,01,392
Unchahar-2		
5.1	Billable Cumulative Ash transportation expenses of Commercial Stage (C = A * Cum SG Commercial stage / Cum SG station)	17,79,33,618
6.1	Cumulative Ash transportation expenses billed to beneficiary N	B_N = Cum $SG_{beneficiaryN}$ / Cum SG $_{commercial\ stage}$ * [C]

अपर महाप्रबंधक (वाणिज्यिक)
Addl. General Manager (Commercial)
एन टी पी सी लिमिटेड/NTPC LIMITED

MANI & CO. KOLKATA MANI & CO.

	AJMER	38,13,880
	AVVNL-NSM	21,49,667
	BRPL	92,63,801
	BYPL	51,63,573
	HARYANA	1,00,81,376
	HPSEB	1,32,36,913
	JAIPUR	66,07,024
	JDVVNL-NSM	27,38,825
	JODHPUR	46,54,943
	JVVNL-NSM	31,53,646
	MP	15,85,082
	NCR NVVN COAL	1,06,93,700
	NDMC	62,607
	NDPL	63,11,674
	PDD J&K	2,29,27,462
	PUNJAB	2,49,02,796
	UP	4,23,23,559
	UPPCL-NSM	12,46,996
	UTCHD	13,71,714
	UTTARAKHAND	64,43,382
Unchahar-3		
5.1	Billable Cumulative Ash transportation expenses of Commercial Stage **(C = A * Cum SG Commercial stage / Cum SG station)**	9,43,49,229
6.1	Cumulative Ash transportation expenses billed to beneficiary N	B_N = Cum $SG_{beneficiaryN}$ / Cum SG $_{commercial\ stage}$ * [C]
	AJMER	26,47,124
	AVVNL-NSM	11,33,391
	BRPL	63,59,257
	BYPL	34,39,965
	HARYANA	55,81,135
	HPSEB	76,25,636
	JAIPUR	38,92,028
	JDVVNL-NSM	14,42,169
	JODHPUR	33,67,650
	JVVNL-NSM	16,64,681
	MP	8,78,974
	NCR NVVN COAL	56,35,236
	NDMC	37,583
	NDPL	42,91,790
	PDD J&K	1,13,05,159
	PUNJAB	71,71,596
	UP	2,05,61,955
	UPPCL-NSM	6,50,241
	UTCHD	7,16,243
	UTTARAKHAND	59,47,495

MANI & CO. KOLKATA MANI & CO.

Addl. General Manager (Commercial)
NTPC LIMITED

Unchahar-4		
5.1	Billable Cumulative Ash transportation expenses of Commercial Stage **(C = A * Cum SG Commercial stage / Cum SG station)**	17,21,98,768
6.1	Cumulative Ash transportation expenses billed to beneficiary N	B_N = Cum $SG_{beneficiary N}$ / Cum SG commercial stage * [C]
	AJMER	66,77,149
	AVVNL-NSM	21,74,886
	HARYANA	1,43,50,372
	HPSEB	23,59,600
	JAIPUR	98,14,733
	JDVVNL-NSM	27,61,474
	JODHPUR	84,73,270
	JVVNL-NSM	31,97,984
	MP	15,43,743
	NCR NVVN CDAL	1,07,85,729
	NDMC	76,014
	PDD J&K	2,78,37,331
	PUNJAB	3,27,263
	UP	6,73,12,078
	UPPCL-NSM	12,53,053
	UTCHD	16,69,723
	UTTARAKHAND	1,17,84,365

For
Management (NTPC)

Thota Vinodh Kumar
General Manager (Finance)

For Mani & Co.
Cost Accountants
Firm's Registration No. 000004

Dinesh Sha
Partner
Membership No. 7008

UDIN: 23070082ZYISOOAIAE
Date: 25/05/2023
Place: KOLKATA

अपर महाप्रबंधक (वाणिज्यिक)
Addl. General Manager (Commercial)
एन टी पी सी लिमिटेड/NTPC LIMITED

		Format-B
AUDITOR CERTIFICATE		
Station:	**Unchahar Super Thermal Power Station**	
Month:	**Apr-2023 to MAR 2024**	
S. No	**Details**	**Amount (in Rs.)**
1	Cumulative Ash transportation expenditure incurred (as per MOEF&CC Notification dt. 31.12.2021) including any adjustments in respect of any prior months. Such expenditure shall include liability, if any. **(X)**	80,11,01,358
2A	Opening balance of ash sale revenue as on 01.04.2023 **(O)**	0
2B	Cumulative Ash sale revenue / proceeds received including any adjustments in respect of any prior months. **(Y)**	20,66,27,705
3	Cumulative Net Ash transportation expenses of Station **(Z= X-Y-O)**	594473653
4	Billable Cumulative ash transportation expenses of Station **(A = Z * F * 0.9)**	**530387985**
Unchahar-1		
5.1	Billable Cumulative Ash transportation expenses of Commercial Stage **(C = A * Cum SG Commercial stage / Cum SG station)**	12,17,71,118
6.1	Cumulative Ash transportation expenses billed to beneficiary N	B_N = Cum $SG_{beneficiaryN}$ / Cum $SG_{commercial\ stage}$ * [C]
	AJMER	2,94,556
	AVVNL-NSM	4,16,507
	BRPL	30,36,739
	BYPL	17,24,448
	GUJARAT	1,68,64,710
	HARYANA	29,51,191
	HPSEB	1,23,56,023
	JAIPUR	4,03,086
	JDVVNL-NSM	5,13,121
	JODHPUR	3,72,393
	JVVNL-NSM	5,59,514
	MP	14,40,468
	NBPDCL - NTPC	3,223
	NCR NVVN COAL	19,75,402
	NDMC	13,583
	NDPL	20,98,125
	PDD J&K	74,24,203
	PUNJAB	9,61,510
	SBPDCL - NTPC	3,789
	UP	5,88,16,865
	UPPCL-NSM	2,32,855
	UTCHD	7,13,377
	UTTARAKHAND	85,95,430
Unchahar-2		
5.2	Billable Cumulative Ash transportation expenses of Commercial Stage **(C = A * Cum SG Commercial stage / Cum SG station)**	17,92,68,936

6.2	Cumulative Ash transportation expenses billed to beneficiary N	B_N = Cum $SG_{beneficiaryN}$ / Cum $SG_{commercial\ stage}$ * [C]
	AJMER	31,04,335
	AVVNL-NSM	21,44,968
	BRPL	86,21,748
	BYPL	49,28,864
	GUJARAT	4,58,831
	HARYANA	95,75,301
	HPSEB	2,85,23,687
	JAIPUR	41,76,882
	JDVVNL-NSM	26,29,366
	JODHPUR	38,33,024
	JVVNL-NSM	28,71,211
	MP	11,21,557
	NBPDCL - NTPC	12,842
	NCR NVVN COAL	1,01,79,902
	NDMC	57,423
	NDPL	61,28,788
	PDD J&K	1,88,03,609
	PUNJAB	2,02,86,875
	SBPDCL - NTPC	15,076
	TSNPDCL	4,675
	TSSPDCL	11,200
	UP	4,28,32,154
	UPPCL-NSM	11,87,845
	UTCHD	17,21,163
	UTTARAKHAND	60,37,610
Unchahar-3		
5.3	Billable Cumulative Ash transportation expenses of Commercial Stage **(C = A * Cum SG Commercial stage / Cum SG station)**	7,96,97,360
6.3	Cumulative Ash transportation expenses billed to beneficiary N	B_N = Cum $SG_{beneficiaryN}$ / Cum $SG_{commercial\ stage}$ * [C]
	AJMER	22,75,540
	AVVNL-NSM	9,07,749
	BRPL	48,62,773
	BYPL	27,56,238
	GUJARAT	2,67,204
	HARYANA	37,91,455
	HPSEB	1,07,33,647
	JAIPUR	30,57,610
	JDVVNL-NSM	11,12,353
	JODHPUR	28,04,369
	JVVNL-NSM	12,14,789
	MP	7,28,416
	NBPDCL - NTPC	6,384
	NCR NVVN COAL	42,55,361

Asst. General Manager (Commercial)
एन टी पी सी लिमिटेड/NTPC LIMITED

	NDMC	28,873
	NDPL	33,16,045
	PDD J&K	85,64,360
	PUNJAB	53,23,734
	SBPDCL - NTPC	7,495
	UP	1,78,64,058
	UPPCL-NSM	4,75,391
	UTCHD	7,26,185
	UTTARAKHAND	46,17,331
Unchahar-4		
5.4	Billable Cumulative Ash transportation expenses of Commercial Stage **(C = A * Cum SG Commercial stage / Cum SG station)**	14,96,50,567
6.4	Cumulative Ash transportation expenses billed to beneficiary N	B_N = Cum $SG_{beneficiaryN}$ / Cum $SG_{commercial\ stage}$ * [C]
	AJMER	54,17,737
	AVVNL-NSM	18,36,578
	BRPL	75,067
	GUJARAT	4,09,568
	HARYANA	93,66,615
	HPSEB	56,88,260
	JAIPUR	72,95,362
	JDVVNL-NSM	22,52,635
	JODHPUR	66,96,914
	JVVNL-NSM	24,59,421
	MP	12,29,626
	NBPDCL - NTPC	10,824
	NCR NVVN COAL	85,54,751
	NDMC	31,321
	PDD J&K	2,63,21,791
	PUNJAB	18,24,391
	SBPDCL - NTPC	12,708
	UP	5,87,01,197
	UPPCL-NSM	9,85,883
	UTCHD	19,60,144
	UTTARAKHAND	85,19,774

For
Management (NTPC)

Thota Vinodh Kumar
General Manager (Finance)

SAILABALA DHAL Digitally signed by SAILABALA DHAL Date: 2024.06.07 09:34:42 +05'30'

Sailabala Dhal, Partner

S Dhal & Co
Cost Accountants

Membership No - 22835

UDIN - 2422835ZZIUOPNXLLI

Non Tariff Income to be shared with Beneficiaries for the FY 2019-20

(Amount in Rs.)

S.No.	Name	Net Non Tariff Income for sharing	Income to be shared (50%)
1	Singrauli Super Thermal Power	8,80,20,860	4,40,10,400
2	Rihand Superthermal Power Proj	6,15,01,782	3,07,50,900
3	Unchahar Super Thermal Power P	4,47,53,180	2,23,76,600
4	Tanda Thermal Power Project	1,48,23,073	74,11,500
5	National Capital Dadrithermal	8,52,54,973	4,26,27,500
6	Auraiya Gas Power Project	84,13,319	42,06,700
7	Anta Gas Power Project	32,82,586	16,41,300
8	Dadri Gas Power Project	13,97,321	6,98,700
9	Faridabad Gas Power Project	30,70,536	15,35,300
10	Korba Super Thermal Power Proj	6,74,87,816	3,37,43,900
11	Vindhyachal Super Thermal Powe	7,74,57,634	3,87,28,800
12	Sipat Super Thermal Power Proj	4,82,42,738	2,41,21,400
13	Kawasgas Power Project	26,06,908	13,03,500
14	Gandhargas Power Project	37,63,661	18,81,800
15	Farakka Super Thermal Power Pr	6,28,10,342	3,14,05,200
16	Kahalgaon Super Thermal Power	6,22,08,912	3,11,04,500
17	Talcher Super Thermal Power Pr	7,89,64,647	3,94,82,300
18	Talcher Tps	50,78,899	25,39,400
19	Barh Thermal Power Plant	1,48,46,724	74,23,400
20	Ramagundam Super Thermal Power	10,25,17,464	5,12,58,700
21	Simhadri Thermal Power Project	4,16,22,169	2,08,11,100
22	Koldam Hydro Project	15,54,098	7,77,000
23	Bongaigaon	27,66,976	13,83,500
24	Mauda	3,18,44,957	1,59,22,500
25	Solapur STPP	1,35,15,046	67,57,500
26	Kudgi STPP	3,13,50,897	1,56,75,400
27	Lara STPP	18,33,788	9,16,900
28	Gadarwara Super Th Power Plant	32,44,086	16,22,000
29	Darlipalli	2,79,151	1,39,600
30	Khargone	6,35,800	3,17,900
31	Barauni Thermal Power Station	18,11,361	9,05,700
	Total	**96,69,61,707**	**48,34,80,900**

For
Management (NTPC)

Thota Vinod Kumar
AGM (Finance Commercial)

For Tanmaya S. Pradhan & Co.
(Cost Accountants)

For Tanmaya S. Pradhan & Co.
Cost Accountants
CMA Tanmaya S. Pradhan
(Partner)

CMA Tanmaya S. Pradhan
(Partner)
M.No. 17590

Addl. General Manager (Commercial)
एन टी पी सी लिमिटेड/NTPC LIMITED

Non- Tariff Income to be shared with Beneficiary for the year 2020-21

Amount in ₹

S.No.	Station Name	Net Non- Tariff Income to be considered for Sharing	Non- tariff Income to be shared (50%)
1	Singrauli Super Thermal Power Station	9,25,15,000	4,62,57,500
2	Rihand Superthermal Power Project- Stage 1	5,74,34,400	2,87,17,200
3	Rihand Superthermal Power Project- Stage 2	5,74,34,400	2,87,17,200
4	Rihand Superthermal Power Project- Stage 3	5,74,34,400	2,87,17,200
5	Unchahar Super Thermal Power Project- Stage 1	1,34,20,003	67,10,001
6	Unchahar Super Thermal Power Project- Stage 2	1,34,20,003	67,10,001
7	Unchahar Super Thermal Power Project- Stage 3	67,10,001	33,55,001
8	Unchahar Super Thermal Power Project- Stage 4	1,59,76,194	79,88,097
9	Tanda Thermal Power Project- Stage 1	43,01,840	21,50,920
10	Tanda Thermal Power Project- Stage 2	64,52,760	32,26,380
11	National Capital Dadri thermal- Stage 1	3,40,87,292	1,70,43,646
12	National Capital Dadri thermal- Stage 2	3,97,68,508	1,98,84,254
13	Auraiya Gas Power Project	64,19,200	32,09,600
14	Anta Gas Power Project	34,76,800	17,38,200
15	Dadri Gas Power Project	11,87,800	5,93,900
16	Faridabad Gas Power Project	21,35,800	10,67,900
17	Korba Super Thermal Power Project- Stage 1 & 2	9,14,44,015	4,57,22,008
18	Korba Super Thermal Power Project- Stage 3	2,17,32,385	1,08,66,192
19	Vindhyachal Super Thermal Power Project- Stage 1	4,76,95,182	2,38,47,591
20	Vindhyachal Super Thermal Power Project- Stage 2	3,78,53,319	1,89,26,660
21	Vindhyachal Super Thermal Power Project- Stage 3	3,78,53,319	1,89,26,660
22	Vindhyachal Super Thermal Power Project- Stage 4	3,78,53,319	1,89,26,660
23	Vindhyachal Super Thermal Power Project- Stage 5	1,89,26,660	94,63,330
24	Sipat Super Thermal Power Project- Stage 2	79,70,872	39,85,436
25	Sipat Super Thermal Power Project- Stage 1	1,57,82,328	78,91,164
26	Rawatgas Power Project	49,60,400	24,80,200
27	Gandhargas Power Project	31,29,800	15,64,900
28	Farakka Super Thermal Power Project- Stage 1 & 2	5,80,53,638	2,90,26,819
29	Farakka Super Thermal Power Project- Stage 3	1,81,41,762	90,70,881
30	Kahalgaon Super Thermal Power- Stage 1	96,95,036	48,47,518
31	Kahalgaon Super Thermal Power Station- Stage 2	1,73,12,564	86,56,282
32	Talcher Super Thermal Power Project- Stage 1	1,40,80,467	70,40,234
33	Talcher Super Thermal Power Project- Stage 2	2,81,60,933	1,40,80,467
34	Talcher Tps	70,69,200	35,34,600
35	Barh Thermal Power Plant- Stage 2	1,61,00,800	80,50,400
36	Ramagundam Super Thermal Power- Stage 1 & 2	6,03,47,700	3,01,73,850
37	Ramagundam Super Thermal Power- Stage 3	1,43,88,500	71,94,250
38	Simhadri Thermal Power Project- Stage 1	3,93,80,800	1,96,90,200
39	Simhadri Thermal Power Project- Stage 2	3,93,80,400	1,96,90,200
40	Kolidam Hydro Project	10,92,200	5,46,600
41	Dungargaon	1,37,83,200	68,91,600
42	Mauda	1,18,21,638	59,10,819
43	Mauda- Stage 2	1,56,04,562	78,02,281
44	Solapur STPP	1,36,52,400	68,26,200
45	Kudgi STPP	60,87,800	30,43,900
46	Lara STPP	62,34,800	31,17,400
47	Gadarwara Super TP Power Plant	1,07,29,600	53,64,800
48	Darlipalli	55,00,200	27,50,100
49	Khargone	78,86,800	39,43,400
50	Barauni Thermal Power Station- Stage 1	16,91,800	8,45,900
51	Barauni Thermal Power Station- Stage 2	38,45,000	19,22,500
	Total	1,15,74,28,000	57,87,14,000

For Management (NTPC)

Thota Vinod Kumar
AGM (Finance Commercial)

For R.M. Bansal
Cost Accountants
FRN- 000022

R.M. Bansal & Co. FRN 000022 Cost Accountants

CMA R.M. Bansal
(Partner)
M.No. 3323

UDIN 21053232215R7VKJW7

Date- 03-12-21

अपर महाप्रबंधक (वाणिज्यिक)
Addl. General Manager (Commercial)
एन टी पी सी लिमिटेड/NTPC LIMITED

NTPC Ltd.

Non-Tariff Income to be shared with Beneficiary for the year 2021-22

Amount in ₹

S.No.	Station Name	Net Non-Tariff Income to be considered for Sharing	Non-tariff Income to be shared (50%)
1	Singrauli Super Thermal Power Station	11,18,44,600	5,59,22,300
2	Rihand Stage-I Thermal Power Project	4,50,25,800	2,25,12,900
3	Rihand Stage-II Thermal Power Project	4,50,25,600	2,25,12,800
4	Rihand Stage-III Thermal Power Project	4,50,25,600	2,25,12,800
5	Unchahar Super Thermal Power Project- Stage 1	3,92,11,400	96,05,700
6	Unchahar Super Thermal Power Project- Stage 2	3,92,11,600	96,05,800
7	Unchahar Super Thermal Power Project- Stage 3	96,05,800	48,02,900
8	Unchahar Super Thermal Power Project- Stage 4	2,28,71,000	1,14,35,500
9	Tanda Thermal Power Project- Stage 1	84,17,000	42,08,500
10	Tanda Thermal Power Project- Stage 2	2,21,03,400	1,10,51,700
11	National Capital Dadri Thermal- Stage 1	57,01,200	28,50,600
12	National Capital Dadri Thermal- Stage 2	2,55,73,400	1,27,36,700
13	Auraiya Gas Power Project	61,54,900	30,77,450
14	Dadri Gas Power Project	68,72,400	34,36,200
15	Kawas Gas Power Project	11,53,400	5,77,700
16	Faridabad Gas Power Project	29,08,400	14,59,200
17	Korba Super Thermal Power Project- Stage 1 & 2	13,87,75,200	6,93,87,600
18	Korba Super Thermal Power Project- Stage 3	2,82,78,800	1,41,39,900
19	Vindhyachal Super Thermal Power Project- Stage 1	4,54,64,200	2,27,34,500
20	Vindhyachal Super Thermal Power Project- Stage 2	3,60,86,600	1,80,43,300
21	Vindhyachal Super Thermal Power Project- Stage 3	3,60,86,600	1,80,43,300
22	Vindhyachal Super Thermal Power Project- Stage 4	3,60,86,600	1,80,43,300
23	Vindhyachal Super Thermal Power Project- Stage 5	1,80,43,356	90,21,000
24	Sipat Super Thermal Power Project- Stage 2	1,40,72,800	70,36,400
25	Sipat Super Thermal Power Project- Stage 1	2,78,64,400	1,39,32,200
26	Talcher Kaniha Power Project	47,13,800	23,56,900
27	Gandhinagar Power Project	97,01,000	48,50,500
28	Farakka Super Thermal Power Project- Stage 1 & 2	3,28,32,600	1,64,16,300
29	Farakka Super Thermal Power Project- Stage 3	1,02,60,200	51,30,100
30	Kahalgaon Super Thermal Power- Stage 1	3,10,99,800	1,05,49,900
31	Kahalgaon Super Thermal Power Station- Stage 2	3,76,62,000	1,88,31,000
32	Talcher Super Thermal Power Project- Stage 1	2,79,63,800	1,39,81,900
33	Talcher Super Thermal Power Project- Stage 2	5,59,27,400	2,79,63,700
34	Barh Thermal Power Plant- Stage 1	72,95,000	36,47,500
35	Barh Thermal Power Plant- Stage 2	3,80,38,600	1,90,19,300
36	Ramagundam Super Thermal Power- Stage 1 & 2	9,06,59,400	4,53,29,700
37	Ramagundam Super Thermal Power- Stage 3	2,15,83,200	1,07,91,600
38	Dadri(T) Thermal Power Project- Stage 1	3,46,84,000	1,73,42,000
39	Dadri(T) Thermal Power Project- Stage 2	3,46,84,000	1,73,42,000
40	Koldam Hydro Project	27,14,000	13,57,000
41	Tanda-II	66,83,200	33,41,600
42	Mauda	98,34,200	49,17,100
43	Mauda- Stage-II	1,29,83,000	64,90,500
44	Solapur STPP	2,41,76,400	1,20,88,200
45	Kudgi STPP	73,77,800	36,88,900
46	Lara STPP	1,40,40,000	70,20,000
47	Godda Thermal Power Plant	1,03,03,000	51,51,500
48	Darlipalli	2,38,38,800	1,19,19,000
49	Khargone	1,08,69,800	53,34,900
50	Barauni Thermal Power Station- Stage 1	56,17,800	28,08,900
51	Barauni Thermal Power Station- Stage 2	1,80,49,800	90,24,900
	Total	1,32,91,92,800	66,45,96,400

For
Management (NTPC)

Tinku Vinod Kumar
GM (Finance Commercial)

For R.M. Bansal
Civil Accountants
FRN 000022

Shri R.M. Bansal
(Partner)
Membership No. 5523

UDIN 22033237ZZDHSW9F2CL
Date - 07-06-22

अपर महाप्रबंधक (वाणिज्यिक)
Addl. General Manager (Commercial)
एन टी पी सी लिमिटेड/NTPC LIMITED

NTPC Ltd.
Non- Tariff income to be shared with Beneficiary for the year 2022-23

Amount in ₹

S.No.	Station Name	Net Non- Tariff Income to be considered for Sharing	Non- tariff income to be shared (90%)
1	Singrauli Super Thermal Power Station	4,37,94,600	2,58,97,300
2	Rihand Superthermal Power Project- Stage 1	8,10,26,600	4,05,13,300
3	Rihand Superthermal Power Project- Stage 2	8,10,26,400	4,05,13,200
4	Rihand Superthermal Power Project- Stage 3	8,10,26,400	4,05,13,200
5	Unchahar Super Thermal Power Project- Stage 1	56,58,600	28,29,300
6	Unchahar Super Thermal Power Project- Stage 2	56,58,600	28,29,300
7	Unchahar Super Thermal Power Project- Stage 3	28,29,400	14,14,700
8	Unchahar Super Thermal Power Project- Stage 4	67,36,400	33,68,200
9	Tanda Thermal Power Project- Stage 1	41,23,200	20,61,600
10	Tanda Thermal Power Project- Stage 2	1,23,75,800	61,87,900
11	National Capital Dadri thermal- Stage 1	14,31,94,600	7,15,97,300
12	National Capital Dadri thermal- Stage 2	10,70,60,400	5,35,30,200
13	Auraiya Gas Power Project	32,34,200	16,17,100
14	Anta Gas Power Project	56,49,000	28,24,500
15	Dadri Gas Power Project	9,88,800	4,94,400
16	Faridabad Gas Power Project	25,05,400	12,83,200
17	Korba Super Thermal Power Project- Stage 1 & 2	9,95,17,600	4,97,58,800
18	Korba Super Thermal Power Project- Stage 3	2,36,94,600	1,18,47,300
19	Vindhyachal Super Thermal Power Project- Stage 1	4,18,13,600	2,09,06,800
20	Vindhyachal Super Thermal Power Project- Stage 2	3,31,90,400	1,65,95,200
21	Vindhyachal Super Thermal Power Project- Stage 3	3,31,90,400	1,65,95,200
22	Vindhyachal Super Thermal Power Project- Stage 4	3,31,90,400	1,65,95,200
23	Vindhyachal Super Thermal Power Project- Stage 5	1,65,95,200	82,97,600
24	Sipat Super Thermal Power Project- Stage 2	6,76,15,400	3,38,07,700
25	Sipat Super Thermal Power Project- Stage 1	13,38,78,600	6,69,39,300
26	Kawargas Power Project	43,10,200	21,55,100
27	Gandhargas Power Project	11,93,000	5,69,500
28	Farakka Super Thermal Power Project- Stage 1 & 2	3,78,23,800	1,89,11,900
29	Farakka Super Thermal Power Project- Stage 3	1,18,20,000	59,10,000
30	Kahalgaon Super Thermal Power- Stage 1	3,81,41,600	1,90,70,800
31	Kahalgaon Super Thermal Power Station- Stage 2	5,99,95,800	2,99,47,900
32	Talcher Super Thermal Power Project- Stage 1	8,41,67,200	4,20,83,600
33	Talcher Super Thermal Power Project- Stage 2	16,83,34,400	8,41,67,200
34	Barh Thermal Power Plant- Stage 1	62,63,600	31,31,800
35	Barh Thermal Power Plant- Stage 2	1,27,01,200	63,50,600
36	Ramagundam Super Thermal Power- Stage 1 & 2	8,37,34,400	4,18,67,200
37	Ramagundam Super Thermal Power- Stage 3	1,99,36,800	99,68,400
38	Simhadri Thermal Power Project- Stage 1	1,64,29,600	82,14,800
39	Simhadri Thermal Power Project- Stage 2	1,64,29,600	82,14,800
40	Koldam Hydro Project	10,94,800	5,47,400
41	Bongaigaon	1,22,72,000	61,36,500
42	Mauda	2,06,96,800	1,03,48,400
43	Mauda- Stage 2	2,73,19,800	1,36,59,900
44	Solapur STPP	1,50,01,400	75,00,700
45	Kudgi STPP	1,40,90,000	70,45,000
46	Lara STPP	2,28,88,600	1,14,44,300
47	Gadarwara Super Th Power Plant	2,19,91,000	1,09,95,500
48	Darlipalli	59,85,300	29,92,650
49	Khargone	27,01,000	13,51,500
50	Barauni Thermal Power Station- Stage 1	16,87,200	8,43,600
51	Barauni Thermal Power Station- Stage 2	76,99,400	38,34,700
52	Nabinagar Super Thermal Power Station-Stage 1	5,90,13,400	2,95,06,700
53	Muzaffarpur TPS (Kanti)- Stage 2	28,39,600	14,19,800
		1,01,71,18,000	**95,86,59,000**

For
Management (NTPC)

Thota Vinod Kumar
GM (Finance Commercial)

For R.J. Goel & Co.,
Cost Accountants

(Hari Krishan Goel)
Partner
(Membership No. 14256)

02-06-2023

UDIN: 2314256ZZ568FOHJSM

अपर महाप्रबंधक (वाणिज्यिक)
Addl. General Manager (Commercial)
एन टी पी सी लिमिटेड/NTPC LIMITED

S. DHAL & CO.
COST ACCOUNTANTS

NTPC Limited

Non-tariff income to be shared with beneficiaries for the year 2023-24

Sl No.	Station Name	Net Non-tariff income to be considered for sharing	Non-tariff income to be shared (50%)
1	Singrauli Super Thermal Power Station	25,64,04,400	12,82,02,200
2	Rihand Superthermal Power Project- Stage 1	6,32,12,600	3,16,06,300
3	Rihand Superthermal Power Project- Stage 2	6,32,12,800	3,16,06,400
4	Rihand Superthermal Power Project- Stage 3	6,32,12,600	3,16,06,300
5	Unchahar Super Thermal Power Project- Stage 1	1,13,29,000	56,64,500
6	Unchahar Super Thermal Power Project- Stage 2	1,13,29,000	56,64,500
7	Unchahar Super Thermal Power Project- Stage 3	56,64,600	28,32,300
8	Unchahar Super Thermal Power Project- Stage 4	1,34,87,000	67,43,500
9	Tanda Thermal Power Project- Stage 1	1,13,93,600	56,96,800
10	Tanda Thermal Power Project- Stage 2	1,41,80,600	70,90,300
11	National Capital Delhi Thermal- Stage 1	8,88,64,800	4,44,32,400
12	National Capital Delhi Thermal- Stage 2	10,37,92,600	5,18,96,300
13	Auraiya Gas Power Project	15,60,600	7,80,300
14	Anta Gas Power Project	15,59,000	7,79,500
15	Dadri Gas Power Project	6,11,400	3,05,700
16	Faridabad Gas Power Project	54,37,200	27,18,600
17	Korba Super Thermal Power Project- Stage 1 & 2	16,04,42,400	8,02,21,200
18	Korba Super Thermal Power Project- Stage 3	3,82,00,600	1,91,00,300
19	Vindhyachal Super Thermal Power Project- Stage 1	3,91,80,800	1,95,90,400
20	Vindhyachal Super Thermal Power Project- Stage 2	2,63,34,000	1,31,67,000
21	Vindhyachal Super Thermal Power Project- Stage 3	2,63,34,000	1,31,67,000
22	Vindhyachal Super Thermal Power Project- Stage 4	2,63,34,000	1,31,67,000
23	Vindhyachal Super Thermal Power Project- Stage 5	1,31,67,000	65,83,500
24	Sipat Super Thermal Power Project- Stage 2	4,78,48,600	2,39,24,300
25	Sipat Super Thermal Power Project- Stage 1	9,42,46,000	4,71,23,000
26	Kawas Gas Power Project	41,55,200	20,77,600
27	Gandhar Gas Power Project	65,43,000	32,71,500
28	Ramagundam Super Thermal Power Project- Stage 1 & 2	5,82,48,200	2,91,24,100
29	Farakka Super Thermal Power Project- Stage 1	1,82,33,800	91,16,900
30	Kahalgaon Super Thermal Power- Stage 1	3,65,40,400	1,82,70,200
31	Kahalgaon Super Thermal Power Station- Stage 2	6,53,50,600	3,26,75,300
32	Talcher Super Thermal Power Project- Stage 1	4,90,71,000	2,45,35,500
33	Talcher Super Thermal Power Project- Stage 2	9,81,42,300	4,90,71,100
34	Barh Thermal Power Plant- Stage 1	1,34,12,400	67,06,200
35	Barh Thermal Power Plant- Stage 2	1,60,93,800	80,47,000
36	North Karanpura STPS	1,83,41,200	91,70,600
37	Ramagundam Super Thermal Power- Stage 1 & 2	13,53,93,200	6,76,96,600
38	Ramagundam Super Thermal Power- Stage 3	3,22,36,400	1,61,18,200
39	Simhadri Thermal Power Project- Stage 1	1,76,91,400	88,15,700
40	Simhadri Thermal Power Project- Stage 2	1,76,31,400	88,15,700
41	Koldam Hydro Project	19,81,000	9,90,500
42	Bongaigaon	3,12,54,000	1,56,27,000
43	Mauda	1,29,51,400	64,75,700
44	Mauda- Stage 2	1,70,96,000	85,48,000
45	Solapur STPP	1,84,92,800	92,46,400
46	Kudgi STPP	5,41,77,800	2,70,88,900
47	Lara STPP	4,88,51,000	2,44,25,500
48	Gadarwara Super TH Power Plant	1,58,01,400	79,00,700
49	Darlipalli	2,40,40,500	1,20,20,000
50	Khargone	1,24,11,000	62,05,500
51	Barauni Thermal Power Station- Stage 1	93,82,000	46,91,000
52	Barauni Thermal Power Station- Stage 2	4,25,45,200	2,12,72,600
53	Nabinagar Super Thermal Power Station- Stage 1	2,05,53,600	1,02,76,800
54	Muzaffarpur TPS (Kanti- Stage 2	64,30,800	32,15,400
		2,10,44,33,600	**1,05,22,16,800**

For
Management (NTPC)

Thota Vinod Kumar
GM (Finance Commercial)

For S. Dhal & Co.,
Cost Accountants

(Sudatta Dhal)
Partner
Membership No. 228 91

UDIN - 24228352Z2V33V8100

अपर महाप्रबंधक (वाणिज्यिक)
Addl. General Manager (Commercial)
एन टी पी सी लिमिटेड/NTPC LIMITED

Bhubaneswar | Kolkata | Bangalore | Mumbai | Ghaziabad

FORM-15

Details/Information to be provided to beneficiaries under Clause (2) of Regulation 46 of CERC (Terms & Conditions of Tariff) Regulations, 2019 — Annexure-E

Details of Source wise Fuel for Computation of Energy Charges (in case of coal)

	Name of the Petitioner:	NTPC Limited									
	Name of the Generating Station:	Unchahar	UNCHAHAR-1		UNCHAHAR-2		UNCHAHAR-3		UNCHAHAR-4		
	Month:		Oct-18		Oct-18		Oct-18		Oct-18		
S.No.	Particulars	Unit	Domestic Coal	Imported Coal	Domestic Coal	Imported Coal	Domestic Coal	Imported Coal	Domestic Coal	Imported Coal	
A)	OPENING QUANTITY										
1	Opening Quantity of Coal/ Lignite	MT	40211.32		40211.32		40211.32		40211.32		
2	Value of Stock	Rs.	16980617.89		16980617.89		16980617.89		16980617.89		
B)	QUANTITY				0.00		0.00		0.00		
3	Quantity of coal supplied by the coal Company	MT	386279.95		386279.95		386279.95		386279.95		
4	Adjustment (+/-) in quantity supplied by the coal Company	MT	-205.00		-205.00		-205.00		-205.00		
5	Coal supplied by the Coal Company (3+4)	MT	386074.95		386074.95		386074.95		386074.95		
6	Normative transit & handling losses	MT	3090.24		3090.24		3090.24		3090.24		
7	**Net Coal / Lignite supplied (5 - 6)**	**MT**	**382984.71**		**382984.71**		**382984.71**		**382984.71**		
C)	PRICE										
8	Amount charged by the Coal / Lignite Company	Rs.	1148819683		1148819683		1148819683		1148819683		
9	Adjustment (+/-) in amount charged by coal / Lignite Company	Rs.	-594500	0	-594500	0	-594500	0	-594500	0	
10	Handling, Sampling such Other similar Charges	Rs.	0	0	0	0	0	0	0	0	
11	**Total Amount charged (8 +9+10)**	**Rs.**	**1148225183**	**0**	**1148225183**	**0**	**1148225183**	**0**	**1148225183**	**0**	
D)	TRANSPORATION										
12	Transportation charges by Rail / Ship / Road Transport	Rs.	545031691	0	545031691	0	545031691	0	545031691	0	
13	Adjustment (+/-) in amount charged by Railways / transport Company	Rs.	0	0	0	0	0	0	0	0	
14	Demurrage charges, if any	Rs.	0	0	0	0	0	0	0	0	
15	Cost of diesel in transporting coal through MGR system	Rs.	0	0	0	0	0	0	0	0	
16	**Total transportation charges (12+ 13 + 14 + 15)**	**Rs.**	**545031691**	**0**	**545031691**	**0**	**545031691**	**0**	**545031691**	**0**	
17	**Total amount charged for coal supplied including transportation (11+16)**	**Rs.**	**1693256873**	**0**	**1693256873**	**0**	**1693256873**	**0**	**1693256873**	**0**	
E)	TOTAL COST										
18	Landed cost of coal/ Lignite(14+17)/(1+7)	**Rs./MT**	**4402.364**		**4402.364**		**4402.364**		**4402.364**		
19	Blending Ratio(Domestic/Imported)		100.00%		100.00%		100.00%		100.00%		
20	**Weighted average cost of coal**	**Rs./MT**	4,402.364		4,402.364		4,402.364		4,402.364		
F)	QUALITY										
21	GCV of Domestic Coal of the opening coal stock as per bill of Coal Company	(Kcal/Kg)	4561		4561		4561		4561		
22	GCV of Domestic Coal supplied as per bill of Coal Company	(Kcal/Kg)									
23	GCV of Imported Coal of the opening stock as per bill Coal Company	(Kcal/Kg)									
24	GCV of Imported Coal supplied as per bill Coal Company	(Kcal/Kg)									
25	Weighted average GCV of coal/ Lignite as Billed	(Kcal/Kg)									
26	GCV of Domestic Coal of the opening stock as received at Station	(Kcal/Kg)									
27	GCV of Domestic Coal supplied as received at Station	(Kcal/Kg)	4120		4120		4120		4130		
28	GCV of Imported Coal of opening stock as received at Station	(Kcal/Kg)									
29	GCV of Imported Coal supplied as received at Station	(Kcal/Kg)									
30	Weighted average GCV of coal/ Lignite as Received	(Kcal/Kg)	4120		4120		4120		4120		

PARAKH & CO. JAIPUR CHARTERED ACCOUNTANTS

M.No. 441015

FORM-15

Details/Information to be provided to beneficiaries under Clause (2) of Regulation 49 of CERC (Terms & Conditions of Tariff) Regulations, 2019 — Annexure-II

Details of Source wise Fuel for Computation of Energy Charges (in case of coal)

	Name of the Petitioner:	NTPC Limited								
	Name of the Generating Station:	Unchahar	UNCHAHAR-1		UNCHAHAR-2		UNCHAHAR-3		UNCHAHAR-4	
	Month:		Nov-18		Nov-18		Nov-18		Nov-18	
S.No.	Particulars	Unit	Domestic Coal	Imported Coal	Domestic Coal	Imported Coal	Domestic Coal	Imported Coal	Domestic Coal	Imported Coal
A)	OPENING QUANTITY									
1	Opening Quantity of Coal/Lignite	MT	36095.03		36095.03		36095.03		36095.03	
2	Value of Stock	Rs	158803384.26		158803384.26		158803384.26		158803384.26	
B)	QUANTITY				0.00		0.00		0.00	
3	Quantity of coal supplied by the coal Company	MT	430235.79		430235.79		430235.79		430235.79	
4	Adjustment (+/-) in quantity supplied by the coal Company	MT	0.00		0.00		0.00		0.00	
5	Coal supplied by the Coal Company (3+3)	MT	430235.79		430235.79		430235.79		430235.79	
6	Normative transit & handling losses	MT	3441.88		3441.88		3441.88		3441.88	
7	**Net Coal / Lignite supplied (5 - 6)**	**MT**	**426793.90**		**426793.90**		**426793.90**		**426793.90**	
C)	PRICE									
8	Amount charged by the Coal / Lignite Company	Rs.	1275889212		1275889212		1275889212		1275889212	
9	Adjustment (+ / -) in amount charged by coal / Lignite Company	Rs.	0	0	0	0	0	0	0	0
10	Handling, Sampling such Other similar Charges	Rs.	0	0	0	0	0	0	0	0
11	**Total Amount charged (8 +9+10)**	**Rs.**	**1275889212**	**0**	**1275889212**	**0**	**1275889212**	**0**	**1275889212**	**0**
D)	TRANSPORATION									
12	Transportation charges by Rail / Ship / Road Transport	Rs.	609978457	0	609978457	0	609978457	0	609978457	0
13	Adjustment (+/-) in amount charged by Railways / transport Company	Rs.	0	0	0	0	0	0	0	0
14	Demurrage charges, if any	Rs.	0	0	0	0	0	0	0	0
15	Cost of diesel in transporting coal through MGR system	Rs.	0	0	0	0	0	0	0	0
16	**Total transportation charges (12+ 13 + 14 + 15)**	**Rs.**	**609978457**	**0**	**609978457**	**0**	**609978457**	**0**	**609978457**	**0**
17	**Total amount charged for coal supplied including transportation (11+16)**	**Rs.**	**1885867670**	**0**	**1885867670**	**0**	**1885867670**	**0**	**1885867670**	**0**
E)	TOTAL COST									
18	Landed cost of coal/ Lignite(J+17)/(1+7)	**Rs./MT**	**4417.412**		**4417.412**		**4417.412**		**4417.412**	
19	Blending Ratio(Domestic/Imported)		100.00%		100.00%		100.00%		100.00%	
20	**Weighted average cost of coal**	**Rs./MT**	4,417.412		4,417.412		4,417.412		4,417.412	
F)	QUALITY									
21	GCV of Domestic Coal of the opening coal stock as per bill of Coal Company	(Kcal/Kg)	4692		4692		4692		4692	
22	GCV of Domestic Coal supplied as per bill of Coal Company	(Kcal/Kg)								
23	GCV of Imported Coal of the opening stock as per bill Coal Company	(Kcal/Kg)								
24	GCV of Imported Coal supplied as per bill Coal Company	(Kcal/Kg)								
25	Weighted average GCV of coal/ Lignite as Billed	(Kcal/Kg)								
26	GCV of Domestic Coal of the opening stock as received at Station	(Kcal/Kg)								
27	GCV of Domestic Coal supplied as received at Station	(Kcal/Kg)	3952		3952		3952		3952	
28	GCV of Imported Coal of opening stock as received at Station	(Kcal/Kg)								
29	GCV of Imported Coal supplied as received at Station	(Kcal/Kg)								
30	Weighted average GCV of coal/ Lignite as Received	(Kcal/Kg)	3952		3952		3952		3952	

M.No-441015

FORM-15

Details/information to be provided to beneficiaries under Clause (2) of Regulation 40 of CERC (Terms & Conditions of Tariff) Regulations, 2019 — Annexure-B

Details of Source wise Fuel for Computation of Energy Charges (In case of coal)

	Name of the Petitioner:	NTPC Limited								
	Name of the Generating Station:	Unchahar	UNCHAHAR-1		UNCHAHAR-2		UNCHAHAR-3		UNCHAHAR-4	
	Month:		Dec-18		Dec-18		Dec-18		Dec-18	
S.No.	Particulars	Unit	Domestic Coal	Imported Coal	Domestic Coal	Imported Coal	Domestic Coal	Imported Coal	Domestic Coal	Imported Coal
A)	**OPENING QUANTITY**									
1	Opening Quantity of Coal/Lignite	MT	108437.93		108437.93		108437.93		108437.93	
2	Value of Stock	Rs.	475014953.12		475014953.12		475014953.12		475014953.12	
B)	**QUANTITY**				0.00		0.00		0.00	
3	Quantity of coal supplied by the coal Company	MT	608964.52		608964.52		608964.52		608964.52	
4	Adjustment (+/-) in quantity supplied by the coal Company	MT	-465.00		-465.00		-465.00		-465.00	
5	Coal supplied by the Coal Company (1+2)	MT	608499.52		608499.52		608499.52		608499.52	
6	Normative transit & handling losses	MT	4871.72		4871.72		4871.72		4871.72	
7	**Net Coal / Lignite supplied (5 - 6)**	**MT**	**603627.80**		**603627.80**		**603627.80**		**603627.80**	
C)	**PRICE**									
8	Amount charged by the Coal / Lignite Company	Rs.	1619029137		1619029137		1619029137		1619029137	
9	Adjustment (+ / -) in amount charged by coal / Lignite Company	Rs.	-1265625	0	-1265625	0	-1265625	0	-1265625	0
10	Handling, Sampling such Other similar Charges	Rs.	0	0	0	0	0	0	0	0
11	**Total Amount charged (8 +9+10)**	**Rs.**	**1617763512**	**0**	**1617763512**	**0**	**1617763512**	**0**	**1617763512**	**0**
D)	**TRANSPORATION**									
12	Transportation charges by Rail / Ship / Road Transport	Rs.	861748793	0	861748793	0	861748793	0	861748793	0
13	Adjustment (+/-) in amount charged by Railways / transport Company	Rs.	0	0	0	0	0	0	0	0
14	Demurrage charges, if any	Rs.	0	0	0	0	0	0	0	0
15	Cost of diesel in transporting coal through MGR system	Rs.	0	0	0	0	0	0	0	0
16	**Total transportation charges (12+ 13 + 14 + 15)**	**Rs.**	**861748793**	**0**	**861748793**	**0**	**861748793**	**0**	**861748793**	**0**
17	**Total amount charged for coal supplied including transportation (11+16)**	**Rs.**	**2479512304**	**0**	**2479512304**	**0**	**2479512304**	**0**	**2479512304**	**0**
E)	**TOTAL COST**									
18	Landed cost of coal/ Lignite(7+17)/(11+7)	**Rs./MT**	**4154.851**		**4154.851**		**4154.851**		**4154.851**	
19	Blending Ratio(Domestic/Imported)		100.00%		100.00%		100.00%		100.00%	
20	**Weighted average cost of coal**	**Rs./MT**	4,154.851		4,154.851		4,154.851		4,154.851	
F)	**QUALITY**									
21	GCV of Domestic Coal of the opening coal stock as per bill of Coal Company	(Kcal/Kg)	4467		4467		4467		4467	
22	GCV of Domestic Coal supplied as per bill of Coal Company	(Kcal/Kg)								
23	GCV of Imported Coal of the opening stock as per bill Coal Company	(Kcal/Kg)								
24	GCV of Imported Coal supplied as per bill Coal Company	(Kcal/Kg)								
25	Weighted average GCV of coal/ Lignite as Billed	(Kcal/Kg)								
26	GCV of Domestic Coal of the opening stock as received at Station	(Kcal/Kg)								
27	GCV of Domestic Coal supplied as received at Station	(Kcal/Kg)	3794		3794		3794		3794	
28	GCV of Imported Coal of opening stock as received at Station	(Kcal/Kg)								
29	GCV of Imported Coal supplied as received at Station	(Kcal/Kg)								
30	Weighted average GCV of coal/ Lignite as Received	(Kcal/Kg)	3794		3794		3794		3794	

M.No. 441015

Details of information to be submitted in respect of fuel for computation of energy charges (In case of OIL)

	Station		UNCHAHAR Stg-1,2,3&4					
	Month		Oct-18		Nov-18		Dec-18	
Sl.	Particulars	Unit	HFO Total M1149201055	LDO Total M1149200900	HFO Total M1149201055	LDO Total M1149200900	HFO Total M1149201055	LDO Total M1149200900
1	Opening Stock of Oil	KL	343.186	130.126	96.534	130.126	707.098	798.632
2	Value of Opening Stock	Rs	1,48,08,025.59	60,16,427.61	41,65,315.40	60,16,427.61	3,55,21,012.72	4,62,70,681.50
3	Quantity of Oil supplied by the Oil Company	KL	-	-	800.000	702.000	200.000	755.000
4	Adjustment (+/-) in quantity supplied made by Oil Company	KL	-	-	-	-	-	-
5	Oil supplied by the Oil Company (3+4)	KL	-	-	800.000	702.000	200.000	755.000
6	Normative transit & Handling losses	KL	-	-	-	-	-	-
7	Net Oil supplied (5 - 6)	KL	-	-	800.000	702.000	200.000	755.000
8	Amount charged by the Oil Company	Rs.	-	-	4,08,72,000.00	4,21,94,810.00	84,17,200.00	4,01,57,353.00
9	Adjustment (+ / -) in amount charged by Oil Company	Rs.	-	-	-	-	-	-
10	Total Amount charged (8 +9)	Rs.	-	-	4,08,72,000.00	4,21,94,810.00	84,17,200.00	4,01,57,353.00
11	Transportation charges by Rail / Ship / Road Transport	Rs.	-	-	-	-	-	-
12	Adjustment (+/-) in amount charged by railways / transport company	Rs.	-	-	-	-	-	-
13	Demurrage charges, if any	Rs.	-	-	-	-	-	-
14	Total transportation charges (11+/- 12 - 13)	Rs.	-	-	-	-	-	-
15	Total amount charged for the Oil supplied including transportation (10 + 14)	Rs.	-	-	4,08,72,000.00	4,21,94,810.00	84,17,200.00	4,01,57,353.00
16	Weighted average GCV of Oil as fired	Kcal / KL						
17	Quantity of Oil at the station for the month (1 +7)	KL	343.186	130.126	896.534	832.126	907.098	1,553.632
18	Total amount charged for Oil (2 + 15)	Rs.	1,48,08,025.59	60,16,427.61	4,50,37,315.40	4,82,11,237.61	4,39,38,212.72	8,64,28,034.50
19	Landed Cost of Oil (18 / 17)	Rs / KL	**43,148.688**	**46,235.400**	**50,234.922**	**57,937.425**	**48,438.220**	**55,629.669**
20	Quantity of Oil consumed	KL	**246.652**	-	**189.436**	**33.494**	**254.580**	**1,411.790**
21	Value of Oil consumed (19 * 20)	Rs	1,06,42,710.19	-	95,16,302.68	19,40,556.11	1,23,31,402.05	7,85,37,410.40
22	Oil transferred to CAPEX	KL	-	-	-	-	-	-
23	Value of Oil transferred to CAPEX (19*22)	Rs.	-	-	-	-	-	-
24	Closing Stock of Oil (17 - 20 - 22)	KL	96.534	130.126	707.098	798.632	652.518	141.842
25	Value of Closing Stock (18 - 21 - 23)	Rs	41,65,315.40	60,16,427.61	3,55,21,012.72	4,62,70,681.50	3,16,06,810.67	78,90,624.10

Details of information to be submitted in respect of fuel for computation of energy charges

	Station		UNCHAHAR		UNCHAHAR		UNCHAHAR	
	Month		Oct-18		Nov-18		Dec-18	
Sl.	Particulars	Unit	HFO	LDO	HFO	LDO	HFO	LDO
1	Landed Cost of Oil as at Sl No 19	Rs / Kl.	**43,148.688**	**46,235.400**	**50,234.922**	**57,937.425**	**48,438.220**	**55,629.669**
2	Usage Quantity for the month	KL	**246.652**	-	**189.436**	**33.494**	**254.580**	**1,411.790**
3	Weighted average rate ((R1*Q1)+(R2*Q2)) / (Q1+Q2)	Rs / Kl.		**43,148.688**		**51,392.180**		**54,530.994**
4	Weighted average GCV of Oil on usage basis	Kcal / L		**9,488**		**9,626**		**9,720**

M-ND-44165

Details of Source wise Fuel for Computation of Energy Charges'

Name of the Petitioner

Name of the Generating Statio: Unchahar Project

PART I

FORM- 15

S. No.	Month	Unit	For 3rd Month (from COD or from 1.4.2019 as the case may be)		For preceding 2nd Month (from COD or from 1.4.2019 as the case may be)		For preceding 1st Month (from COD or from 1.4.2019 as the case may be)	
			Oct-19		Nov-19		Dec-19	
			Domestic	Imported	Domestic	Imported	Domestic	Imported
A)	OPENING QUANTITY							
1	Opening Quantity of Coal/Lignite	(MMT)	96195.699	2805.27	104773.841	2167.428	326144.303	2826.995
2	Value of Stock		430722098.5	21811554.46	787498011.1	18487490.29	1482639418	17764253.47
B)	QUANTITY							
3	Quantity of Coal/Lignite supplied by Coal/Lignite Company	(MMT)	512725.93	21956.07	618148.05	11431.53	493718.75	23514.2
4	Adjustment (+/-) in quantity supplied made by Coal/Lignite Company	(MMT)	-606	0		0	-1813	0
5	Coal supplied by Coal/Lignite Company (3+4)	(MMT)	512119.93	21956.07	618148.05	11431.53	491905.75	23514.2
6	Normative Transit & Handling Losses (For coal/Lignite coal/Lignite based Projects)	(MMT)	4101.808	43.912	4945.184	22.862	3949.73	47.028
7	Net coal / Lignite Supplied (3-4)	(MMT)	508018.142	21912.158	613202.866	11408.667	487955	23467.172
C)	PRICE							
8	Amount charged by the Coal /Lignite Company	(Rs.)	1718424026	188819423.5	1897172967	100344035.1	1637918221	202219985.1
9	Adjustment (+/-) in amount charged made by Coal/Lignite Company	(Rs.)	-1757400				-5257706	0
10	Handling, Sampling and such other similar charges							
11	Total amount Charged (8+9+10)	(Rs.)	1716666626	188819423.5	1897172967	100344035.1	1632660523	202219985.1
D)	TRANSPORATION							
12	Transportation charges by rail/ship/road transport	(Rs.)						
	By Rail		740308597.8		863903415.6		755000367.1	
	By Road							
	By Ship							
	.....							
13	Adjustment (+/-) in amount charged made by	(Rs.)						
	Railways/Transport Company							
14	Demurrage Charges, if any	(Rs)						
15	Cost of diesel in transporting coal through MGR system, if applicable	(Rs.)						
16	Total Transportation Charges (12+13+14+15)	(Rs.)	740308597.8	0	863903415.6	0	755000367.1	0
17	Total amount Charged for coal/lignite supplied including Transportation (11+16)	(Rs.)	2456975224	188819423.5	2761076383	100344035.1	2387660890	202219985.1

अपर महाप्रबंधक (वाणिज्यिक)
Addl. General Manager (Commercial)
एन टी पी सी लिमिटेड/NTPC LIMITED

Scanned by CamScanner

E)	TOTAL COST							
18	Landed cost of coal/ Lignite (2+17)/(1+7)	Rs./MT	4779.265	8521.557	4661.286	8767.729	4766.222	8629.111
19	Blending Ratio (Domestic/Imported)		95.12	4.88	97.51	2.49	95.91	4.09
20	Weighted average cost of coal/ Lignite for preceding three months	Rs./MT	4961.928	4961.928	4666.134	4666.134	4918.611	4918.611
F)	QUALITY							
21	GCV of Domestic Coal of the opening coal stock as per bill of Coal Company	(kCal/Kg)	4789		5164		4868	
22	GCV of Domestic Coal supplied as per bill of Coal Company	(kCal/Kg)	5218		4867		4825	
23	GCV of Imported Coal of the opening stock as per bill Coal Company	(kCal/Kg)	5776		5824		5802	
24	GCV of Imported Coal supplied as per bill Coal Company	(kCal/Kg)	5830		5798		5779	
25	Weighted average GCV of coal/ Lignite as Billed	(kCal/Kg)	5313		4864		4882	
26	GCV of Domestic Coal of the opening stock as received at Station	(kCal/Kg)	3530		3761		3797	
27	GCV of Domestic Coal supplied as received at Station	(kCal/Kg)	3786		3789		3895	
28	GCV of Imported Coal of opening stock as received at Station	(kCal/Kg)	5012		4845		4814	
29	GCV of Imported Coal of opening stock as received at Station	(kCal/Kg)	4961		4829		4911	
30	Weighted average GCV of coal/ Lignite as Received	(kCal/Kg)	3832		3782		3756	

Note:

1. Similar details to be furnished for natural gas/liquid fuel for CCGT station and secondary fuel oil for coal/lignite based thermal plants with appropriate units.
2. As billed and as received GCV, quantity of coal, and price should be submitted as certified by statutory auditor.
3. Details to be provided for each source separately. In case of more than one source, add additional column.
4. Break up of the amount charged by the Coal Company is to be provided separately.

अपर महाप्रबंधक (वाणिज्यिक)
Addl. General Manager (Commercial)
एन टी पी सी लिमिटेड/NTPC LIMITED

Scanned by CamScanner

Details of Source wise Fuel for Computation of Energy Charges'

Name of the Petitioner

Name of the Generating Statio Unchahar Project

PART I

FORM- 15

S. No.	Month	Unit	For 3rd Month (from COD or from 1.4.2019 as the case may be)	For preceding 2nd Month (from COD or from 1.4.2019 as the case may be)	For preceding 1st Month (from COD or from 1.4.2019 as the case may be)
			Oct-19	Nov-19	Dec-19
			LDO	LDO	LDO
A)	OPENING QUANTITY				
1	Opening Quantity of Oil/Lignite	(MMT)	206.854	233.904	206.804
2	Value of Stock		11354994.78	13396709.66	11257410.19
B)	QUANTITY				
3	Quantity of Oil/Lignite supplied by Oil/Lignite Company	(MMT)	1500	500	500
4	Adjustment (+/-) in quantity supplied made by Oil/Lignite Company	(MMT)			
5	Coal supplied by Oil/Lignite Company (3+4)	(MMT)	1500	500	500
6	Normative Transit & Handling Losses (For coal/Lignite	(MMT)			
	Oil/Lignite based Projects)				
7	Net coal / Lignite Supplied (3-4)	(MMT)	1500	500	500
C)	PRICE				
8	Amount charged by the Oil /Lignite Company	(Rs.)	86404035	26553476	25998814
9	Adjustment (+/-) in amount charged made by Oil/Lignite Company	(Rs.)			
10	Handling, Sampling and such other similar charges				
11	Total amount Charged (8+9+10)	(Rs.)	86404035	26553476	25998814
D)	TRANSPORATION				
12	Transportation charges by rail/ship/road transport	(Rs.)			
	By Rail				
	By Road				
	By Ship				
	.....				
13	Adjustment (+/-) in amount charged made by	(Rs.)			
	Railways/Transport Company				
14	Demurrage Charges, if any	(Rs.)			
15	Cost of diesel in transporting coal through MGR system, if applicable	(Rs.)			
16	Total Transportation Charges (12+13+14+15)	(Rs.)	0	0	0
17	Total amount Charged for Oil/lignite supplied including Transportation (11+16)	(Rs.)	86404035	26553476	25998814

अपर महाप्रबंधक (वाणिज्यिक)
Addl. General Manager (Commercial)
एन टी पी सी लिमिटेड/NTPC LIMITED

Scanned by CamScanner

E)	TOTAL COST				
18	Landed cost of Oil/ Lignite (2+17)/(1+7)	Rs./MT	57274.395	54433.165	52719.828
19	Blending Ratio (Domestic/Imported)				
20	Weighted average cost of Oil/ Lignite for preceding three months	Rs./MT			
F)	QUALITY				
21	GCV of Domestic Coal of the opening coal stock as per bill of Coal Company	(kCal/Kg)			
22	GCV of Domestic Coal supplied as per bill of Coal Company	(kCal/Kg)			
23	GCV of Imported Coal of the opening stock as per bill Coal Company	(kCal/Kg)			
24	GCV of Imported Coal supplied as per bill Coal Company	(kCal/Kg)			
25	Weighted average GCV of Oil on Usage basis	(kCal/Kg)	9641	9656	9650
26	GCV of Domestic Coal of the opening stock as received at Station	(kCal/Kg)			
27	GCV of Domestic Coal supplied as received at Station	(kCal/Kg)			
28	GCV of Imported Coal of opening stock as received at Station	(kCal/Kg)			
29	GCV of Imported Coal of opening stock as received at Station	(kCal/Kg)			
30	Weighted average GCV of coal/ Lignite as Received	(kCal/Kg)			

Note:

1. Similar details to be furnished for natural gas/liquid fuel for CCGT station and secondary fuel oil for coal/lignite based thermal plants with appropriate units.
2. As billed and as received GCV, quantity of coal and price should be submitted as certified by statutory auditor.
3. Details to be provided for each source separately. In case of more than one source, add additional column.
4. Break up of the amount charged by the Coal Company is to be provided separately.

Add. General Manager (Commercial)
NTPC LIMITED

Scanned by CamScanner

Details of information to be submitted in respect of fuel for computation of energy charges (In case of **COAL**)

	Station		UNCHAHAR (Stage-IV)			
	Month	Oct-20	R 2			
			Domestic Coal		E-AUCTION COAL	Imported Coal
SL	Particulars	Unit	Total	Total	Total	Total
			M1149100657	M1149100620	M1149100657	M1149100666
1	Opening Stock of coal	MT	2,42,800.893		-	-
2	Value of Opening Stock	Rs	1,00,64,61,697.000		-	-
3	Quantity of Coal /Lignite supplied by Coal / Lignite Company	MT	3,88,839.42	-	-	3,467.000
4	Adjustment (+/-) in quantity supplied made by Coal / Lignite Company	MT			-	-
5	Coal supplied by Coal/Lignite Company (3+4)	MT	3,84,838.420	-	-	3,467.000
6	Normative extent of handling losses (for Coal /Lignite based projects)	MT	3,070.715	-	-	6.934
7	Net Coal / Lignite supplied (5 - 6)	MT	3,81,760.705	-	-	3,460.066
8	Amount charged by the Coal / Lignite Company	Rs.	79,43,11,529.710	-	-	2,84,25,947.990
9	Adjustment (+ / -) in amount charged by coal / Lignite Company	Rs.		-	-	-
10	Total Amount charged (8 +9)	Rs.	79,43,11,529.710	-	-	2,84,25,947.990
11	Transportation charges by Rail / Ship / Road Transport	Rs.	58,28,84,338.000	-	-	-
12	Adjustment (+/-) in amount charged by railways / transport company	Rs.	-		-	-
13	Demurrage charges, if any	Rs.	-		-	-
14	Cost of diesel in transporting Coal through MGR system, if applicable	Rs.	-		-	-
15	Total transportation charges (11+/- 12 + 13 + 14)	Rs.	58,28,84,338.000	-	-	-
16	Total amount charged for Coal / Lignite supplied including transportation (10 + 15)	Rs.	1,37,71,95,867.71	-	-	2,84,25,947.990
17	Weighted average GCV of Coal /Lignite as fired	Kcal/Kg	-	-	-	-
18	Quantity of coal at the station for the month (1 +7)	MT	6,24,599.598	-	-	3,480.066
19	Total amount charged for coal (2 + 16)	Rs.	2,38,36,59,561.310	-	-	2,84,25,947.990
20	Landed Cost of Coal (19 / 18)	Rs / MT	**3,816.483**	-	-	**8,215.435**
21	Coal quantity consumed	MT	4,31,589.000			3,435.000
22	Value of coal consumed (20 * 21)	Rs	1,64,71,52,081.487		-	2,82,20,019.225
23	Fuel quantity transfered to CAPEX	MT	-		-	-
24	Value transferred to CAPEX (20*23)	Rs	-		-	-
25	Fuel quantity transfered to Carpet Coal	MT	-		-	-
26	Value transferred to Carpet Coal (20*25)	Rs	-		-	-
27	Closing Stock of coal (18 - 21-23-25)	MT	1,93,980.598	-	-	25.066
28	Value of Closing Stock (18 - 22-24-26)	Rs	73,65,07,479.823	-	-	2,05,928.765

Details of information to be submitted in respect of fuel for computation of energy charges

	Station		UNCHAHAR			
	Month		R 2			
			Domestic Coal		E-AUCTION COAL	Imported coal
SL	Particulars	Unit	M1149100657	M1149100620	M1149100657	M1149100666
1	Landed Cost of Coal as at Sl No 20	Rs / MT	**3,816.483**	-	-	**8,215.435**
2	Usage Quantity for the month	MT	**431588.000**	**0.000**	**0.000**	**3435.000**
3	Weighted average rate (Rs1*Qty1+Rs2*Qty2) / (Qty1+Qty2)	Rs / MT			3,851.218	
4	Weighted average GCV of Coal (Kcal/Kg)	STAGE-I	3459			
		STAGE-II	3459			
		STAGE-III	3459			
		STAGE-IV	3459			

GOTAM KUMAR BAGARIYA

Digitally signed by GOTAM KUMAR BAGARIYA
Date: 2021.08.12 12:02:03 +05'30'

Addl. General Manager (Commercial)
NTPC LIMITED

Details of information to be submitted in respect of fuel for computation of energy charges (in case of **COAL**)

	Station		UNCHAHAR (Stage-IV)			
	Month	Nov-20	R 3			
			Domestic Coal		E-AUCTION COAL	Imported Coal
SL	Particulars	Unit	Total	Total	Total	Total
			M1149100657	M1149100620	M1149100657	M1149100666
1	Opening Stock of coal	MT	1,92,980.598		-	25.066
2	Value of Opening Stock	Rs	73,62,07,479.823		-	2,05,910.225
3	Quantity of Coal /Lignite supplied by Coal / Lignite Company	MT	5,43,288.24	-	-	7,875.860
4	Adjustment (+/-) in quantity supplied made by Coal / Lignite Company	MT			-	-
5	Coal supplied by Coal/Lignite Company (3+4)	MT	5,43,288.240	-	-	7,875.860
6	normative transit & Handling losses (for Coal / Lignite based projects)	MT	4,346.306	-	-	15.752
7	Net Coal / Lignite supplied (5 - 6)	MT	5,38,941.934	-	-	7,860.048
8	Amount charged by the Coal / Lignite Company	Rs.	1,31,51,01,173.470	-	-	6,48,83,581.020
9	Adjustment (+ / -) in amount charged by coal / Lignite Company	Rs.		-	-	-
10	Total Amount charged (8 +9)	Rs.	1,31,51,01,173.470	-	-	6,48,83,581.020
11	Transportation charges by Rail / Ship / Road Transport	Rs.	75,98,51,934.830	-	-	-
12	Adjustment (+/-) in amount charged by railways / transport company	Rs.	-		-	-
13	Demurrage charges, if any	Rs.	-		-	-
14	Cost of diesel in transporting Coal through MGR system, if applicable	Rs.	-		-	-
15	Total transportation charges (11+/- 12 - 13 + 14)	Rs.	75,98,51,934.830	-	-	-
16	Total amount charged for Coal / Lignite supplied including transportation (10 + 15)	Rs.	1,87,49,53,108.30	-	-	6,48,83,581.020
17	Weighted average GCV of Coal /Lignite as fired	Kcal/Kg	-	-	-	-
18	Quantity of coal at the station for the month (1 +7)	MT	7,31,922.532	-	-	7,885.114
19	Total amount charged for coal (2 + 16)	Rs.	2,61,14,60,588.123	-	-	6,51,89,491.245
20	Landed Cost of Coal (19 / 18)	Rs / MT	3,567.947	-	-	8,267.413
21	Coal quantity consumed	MT	4,03,658.617			7,887.380
22	Value of coal consumed (20 * 21)	Rs	1,44,02,32,551.549		-	6,52,08,227.948
23	Fuel quantity transfered to CAPEX	MT	-		-	-
24	Value transferred to CAPEX (20*23)	Rs	-		-	-
25	Fuel quantity transfered to Carpet Coal	MT	-		-	-
26	Value transferred to Carpet Coal (20*25)	Rs	-		-	-
27	Closing Stock of coal (18 - 21-23-25)	MT	3,28,263.915	-	-	-
28	Value of Closing Stock (19 - 22-24-26)	Rs	1,17,12,28,036.574	-	-	-

Details of information to be submitted in respect of fuel for computation of energy charges

	Station		UNCHAHAR			
	Month		R 3			
			Domestic Coal		E-AUCTION COAL	Imported coal
Sr.	Particulars	Unit	M1149100657	M1149100620	M1149100657	M1149100666
1	Landed Cost of Coal as at Sl No 20	Rs / MT	3,567.947	-	-	8,267.413
2	Usage Quantity for the month	MT	409658.617	0.000	0.000	7887.380
3	Weighted average rate ((R1*Q1)+(R2*Q1)) / (Q1+Q2)	Rs / MT			3,658.013	
4	Weighted average GCV of Coal (kcal/kg)	STAGE-I	3413			
		STAGE-II	3413			
		STAGE-III	3413			
		STAGE-IV	3413			

GOTAM KUMAR BAGARIYA

Digitally signed by GOTAM KUMAR BAGARIYA
Date: 2021.08.12 12:02:27 +05'30'

Addl. General Manager (Commercial)
NTPC LIMITED

Details of information to be submitted in respect of fuel for computation of energy charges (in case of **COAL**)

	Station		UNCHAHAR (Stage-IV)			
	Month	Dec-20	R3			
Sl.	Particulars	Unit	Domestic Coal Total	Imported Coal Total	E-AUCTION COAL Total	Bio Mass Total
			M1149100657	M1149100668	M1149100657	M1149102501N
1	Opening Stock of Coal	MT	3,28,263.915		-	-
2	Value of Opening Stock	Rs	1,17,13,38,136.574		-	-
3	Quantity of Coal /Lignite supplied by Coal / Lignite Company	MT	4,39,629.25	-	-	204.970
4	Adjustment (+/-) in quantity supplied made by Coal / Lignite Company	MT	(1,527.690)		-	-
5	Coal supplied by Coal/Lignite Company (3+4)	MT	4,38,101.560	-	-	204.970
6	Normative transit & Handling losses (for Coal /Lignite based projects)	MT	3,517.034	-	-	-
7	Net Coal / Lignite supplied (5 - 6)	MT	4,34,584.526	-	-	204.970
8	Amount charged by the Coal / Lignite Company	Rs.	1,02,38,40,708.770	-	-	15,85,821.050
9	Adjustment (+ / -) in amount charged by coal / Lignite Company	Rs.	(37,42,650.380)	-	-	-
10	Total Amount charged (8 +9)	Rs.	1,02,00,98,058.390	-	-	15,85,821.050
11	Transportation charges by Rail / Ship / Road Transport	Rs.	62,45,25,551.000	-	-	-
12	Adjustment (+/-) in amount charged by railways / transport company	Rs.	-		-	-
13	Demurrage charges, if any	Rs.	-		-	-
14	Cost of diesel in transporting Coal through MGR system, if applicable	Rs.	-		-	-
15	Total transportation charges (11+/-12 - 13 + 14)	Rs.	62,45,25,551.000	-	-	-
16	Total amount charged for Coal / Lignite supplied including transportation (10 + 15)	Rs.	1,64,45,23,609.39	-	-	15,85,821.050
17	Weighted average GCV of Coal /Lignite as fired	Kcal/kg	-	-	-	-
18	Quantity of coal at the station for the month (1 +7)	MT	7,62,848.441	-	-	204.970
19	Total amount charged for coal (2 + 16)	Rs.	2,81,58,31,645.964	-	-	15,85,821.050
20	Landed Cost of Coal (19 / 18)	Rs / MT	**3,691.233**	-	-	**7,736.845**
21	Coal quantity consumed	MT	4,42,595.030			204.970
22	Value of coal consumed (20 * 21)	Rs	1,63,37,21,380.372		-	15,85,821.120
23	Fuel quantity transferred to CAPEX	MT	-		-	-
24	Value transferred to CAPEX (20*23)	Rs	-		-	-
25	Fuel quantity transferred to Carpet Coal	MT	-		-	-
26	Value transferred to Carpet Coal (20*25)	Rs	-		-	-
27	Closing Stock of coal (18 - 21-23-25)	MT	3,20,253.411	-	-	-
28	Value of Closing Stock (19 - 22-24-26)	Rs	1,18,21,30,265.592	-	-	-

Details of information to be submitted in respect of fuel for computation of energy charges

	Station		UNCHAHAR			
	Month		R3			
Sl.	Particulars	Unit	Domestic Coal M1149100657	Imported coal M1149100668	E-AUCTION COAL M1149100657	Bio Mass M1149102501N
1	Landed Cost of Coal as at 31 Mar 20	Rs / MT	**3,691.233**	-	-	**7,736.845**
2	Usage Quantity for the month	MT	**442595.030**	0.000	0.000	**204.970**
3	Weighted average rate (R1*Q1+R2*Q2)/(Q1+Q2)	Rs / MT			3,693.106	
	QUALITY (Stage - I, II, III, IV)					
1	GCV of Domestic Coal of the opening stock as received at Station	Kcal/Kg	3421			
2	GCV of Domestic Coal supplied as received at Station	Kcal/Kg	3534			
3	GCV of Imported Coal of opening stock as received at Station	Kcal/Kg				
4	GCV of Imported Coal supplied as received at Station	Kcal/Kg				
5	GCV of Bio Mass of the opening stock as received at Station	Kcal/Kg				-
6	GCV of Bio Mass supplied as received at Station	Kcal/Kg				3492
7	Weighted average GCV of coal/ Lignite/Bio Mass as Received	Kcal/Kg		3484		3492
8	Adjustment of GCV of coal/ Lignite ((7)-85)	Kcal/Kg		3399		3492
9	Weighted average GCV of coal/ Lignite as Received (85) and Weighted average GCV Bio mass as Received	Kcal/Kg			3399	
10	Weighted average GCV of coal/ Lignite/Biomass as Received (85)	Kcal/Kg			3484	

GOTAM KUMAR BAGARIYA

Digitally signed by GOTAM KUMAR BAGARIYA
Date: 2021.06.12 12:02:41 +05'30'

अपर महाप्रबंधक (वाणिज्यिक)
Addl. General Manager (Commercial)
एन टी पी सी लिमिटेड/NTPC LIMITED

Details of information to be submitted in respect of fuel for computation of energy charges (In case of OIL)

	Station		UNCHAHAR (Stage-IV)	
	Month	Oct-20	Provisional	
			HFO	LDO
SL	Particulars	Unit	Total	Total
			M1149201055	M1149200900
1	Opening Stock of Oil	KL	652.518	964.627
2	Value of Opening Stock	Rs	3,16,06,810.67	3,38,08,602.17
3	Quantity of Oil supplied by the Oil Company	KL	-	-
4	Adjustment (+/-) in quantity supplied made by Oil Company	KL	-	-
5	Oil supplied by the Oil Company (3+4)	KL	-	-
6	Normative transit & Handling losses	KL	-	-
7	Net Oil supplied (5 - 6)	KL	-	-
8	Amount charged by the Oil Company	Rs.		-
9	Adjustment (+ / -) in amount charged by Oil Company	Rs.	-	-
10	Total Amount charged (8 +9)	Rs.	-	-
11	Transportation charges by Rail / Ship / Road Transport	Rs.	-	-
12	Adjustment (+/-) in amount charged by railways / transport company	Rs.	-	-
13	Demurrage charges, if any	Rs.	-	-
14	Total transportation charges (11+/- 12 - 13)	Rs.	-	-
15	Total amount charged for the Oil supplied including transportation (10 + 14)	Rs.	-	-
16	Weighted average GCV of Oil as fired	Kcal / KL		
17	Quantity of Oil at the station for the month (1 +7)	KL	652.518	964.627
18	Total amount charged for Oil (2 + 15)	Rs.	3,16,06,810.67	3,38,08,602.17
19	Landed Cost of Oil (18 / 17)	Rs / KL	**48,438.220**	**35,048.368**
20	Quantity of Oil consumed	KL	-	**474.300**
21	Value of Oil consumed (19 * 20)	Rs	-	1,66,23,440.94
22	Oil transferred to CAPEX	KL	-	-
23	Value of Oil transferred to CAPEX (19*22)	Rs.	-	-
24	Closing Stock of Oil (17 - 20 - 22)	KL	652.518	490.327
25	Value of Closing Stock (18 - 21 - 23)	Rs	3,16,06,810.67	1,71,85,161.23

Details of information to be submitted in respect of fuel for computation of energy charges

	Station		UNCHAHAR	
	Month		Oct-20	
			HFO	LDO
SL	Particulars	Unit		
1	Landed Cost of Oil as at Sl No 19	Rs / KL	**48,438.220**	**35,048.368**
2	Usage Quantity for the month	KL	-	**474.300**
3	Weighted average rate ((R1*Q1)+(R2*Q2)) / (Q1+Q2)	Rs / KL		**35,048.368**
4	Weighted average GCV of Oil on usage basis	Kcal / L		**9,528**

GOTAM KUMAR BAGARIYA

Digitally signed by GOTAM KUMAR BAGARIYA
Date: 2021.04.12 12:02:54 +05'30'

Addl. General Manager (Commercial)
एन टी पी सी लिमिटेड/NTPC LIMITED

Details of information to be submitted in respect of fuel for computation of energy charges (In case of OIL)

	Station		UNCHAHAR (Stage-IV)	
	Month	Nov-20	Provisional	
			HFO	LDO
SL	Particulars	Unit	Total	Total
			M1149201055	M1149200900
1	Opening Stock of Oil	KL	652.518	490.327
2	Value of Opening Stock	Rs	3,16,06,810.67	1,71,85,161.23
3	Quantity of Oil supplied by the Oil Company	KL	-	1,950.000
4	Adjustment (+/-) in quantity supplied made by Oil Company	KL	-	0
5	Oil supplied by the Oil Company (3+4)	KL	-	1,950.000
6	Normative transit & Handling losses	KL	-	-
7	Net Oil supplied (5 - 6)	KL	-	1,950.000
8	Amount charged by the Oil Company	Rs.		8,08,39,122.00
9	Adjustment (+ / -) in amount charged by Oil Company	Rs.	-	-
10	Total Amount charged (8 +9)	Rs.	-	8,08,39,122.00
11	Transportation charges by Rail / Ship / Road Transport	Rs.	-	-
12	Adjustment (+/-) in amount charged by railways / transport company	Rs.	-	-
13	Demurrage charges, if any	Rs.	-	-
14	Total transportation charges (11+/- 12 - 13)	Rs.	-	-
15	Total amount charged for the Oil supplied including transportation (10 + 14)	Rs.	-	8,08,39,122.00
16	Weighted average GCV of Oil as fired	Kcal / KL		
17	Quantity of Oil at the station for the month (1 +7)	KL	652.518	2,440.327
18	Total amount charged for Oil (2 + 15)	Rs.	3,16,06,810.67	9,80,24,283.23
19	Landed Cost of Oil (18 / 17)	Rs / KL	**48,438.220**	**40,168.503**
20	Quantity of Oil consumed	KL	-	**873.300**
21	Value of Oil consumed (19 * 20)	Rs	-	3,50,79,153.67
22	Oil transferred to CAPEX	KL	-	-
23	Value of Oil transferred to CAPEX (19*22)	Rs.	-	-
24	Closing Stock of Oil (17 - 20 - 22)	KL	652.518	1,567.027
25	Value of Closing Stock (18 - 21 - 23)	Rs	3,16,06,810.67	6,29,45,129.56

Details of information to be submitted in respect of fuel for computation of energy charges

	Station		UNCHAHAR	
	Month		Nov-20	
			HFO	LDO
SL	Particulars	Unit		
1	Landed Cost of Oil as at Sl No 19	Rs / KL	**48,438.220**	**40,168.503**
2	Usage Quantity for the month	KL	-	**873.300**
3	Weighted average rate ((R1*Q1)+(R2*Q2)) / (Q1+Q2)	Rs / KL		**40,168.503**
4	Weighted average GCV of Oil on usage basis	Kcal / L		**9,540**

GOTAM KUMAR BAGARIYA

Digitally signed by GOTAM KUMAR BAGARIYA
Date: 2021.08.12 12:01:08 +05'30'

Addl. General Manager (Commercial)
NTPC Limited

Details of information to be submitted in respect of fuel for computation of energy charges (In case of OIL)

	Station		UNCHAHAR (Stage-IV)	
	Month	Dec-20	Provisional	
			HFO	LDO
SL	Particulars	Unit	Total	Total
			M1149201055	M1149200900
1	Opening Stock of Oil	KL	652.518	1,567.027
2	Value of Opening Stock	Rs	3,16,06,810.67	6,29,45,129.56
3	Quantity of Oil supplied by the Oil Company	KL	-	-
4	Adjustment (+/-) in quantity supplied made by Oil Company	KL	-	-
5	Oil supplied by the Oil Company (3+4)	KL	-	-
6	Normative transit & Handling losses	KL	-	-
7	Net Oil supplied (5 - 6)	KL	-	-
8	Amount charged by the Oil Company	Rs.		-
9	Adjustment (+ / -) in amount charged by Oil Company	Rs.	-	-
10	Total Amount charged (8 +9)	Rs.	-	-
11	Transportation charges by Rail / Ship / Road Transport	Rs.	-	-
12	Adjustment (+/-) in amount charged by railways / transport company	Rs.	-	-
13	Demurrage charges, if any	Rs.	-	-
14	Total transportation charges (11+/- 12 - 13)	Rs.	-	-
15	Total amount charged for the Oil supplied including transportation (10 + 14)	Rs.	-	-
16	Weighted average GCV of Oil as fired	Kcal / KL		
17	Quantity of Oil at the station for the month (1 +7)	KL	652.518	1,567.027
18	Total amount charged for Oil (2 + 15)	Rs.	3,16,06,810.67	6,29,45,129.56
19	Landed Cost of Oil (18 / 17)	Rs / KL	**48,438.220**	**40,168.504**
20	Quantity of Oil consumed	KL	-	**1,109.800**
21	Value of Oil consumed (19 * 20)	Rs	-	4,45,79,005.74
22	Oil transferred to CAPEX	KL	-	-
23	Value of Oil transferred to CAPEX (19*22)	Rs.	-	-
24	Closing Stock of Oil (17 - 20 - 22)	KL	652.518	457.227
25	Value of Closing Stock (18 - 21 - 23)	Rs	3,16,06,810.67	1,83,66,123.82

Details of information to be submitted in respect of fuel for computation of energy charges

	Station		UNCHAHAR	
	Month		Dec-20	
			HFO	LDO
SL	Particulars	Unit		
1	Landed Cost of Oil as at Sl No 19	Rs / KL	**48,438.220**	**40,168.504**
2	Usage Quantity for the month	KL	-	**1,109.800**
3	Weighted average rate {(R1*Q1)+(R2*Q2)} / (Q1+Q2)	Rs / KL		**40,168.504**
4	Weighted average GCV of Oil on usage basis	Kcal / L		**9,577**

GOTAM KUMAR BAGARIYA

Digitally signed by GOTAM KUMAR BAGARIYA
Date: 2021.05.12 13:03:22 +05'30'

Addl. General Manager (Commercial)
एन टी पी सी लिमिटेड/NTPC LIMITED

FORM 15 : Details of Fuel for Computation of Energy Charges

Name of the Petitioner: NTPC Limited

Name of the Generating Station: Kudgi-II

S. No.	Month	Unit	Jun-21			Jun-21			Jun-21		
			Domestic (NTPC Mines)	Imported	Blended	Domestic (NTPC Mines)	Imported	Blended	Domestic (NTPC Mines)	Imported	Blended
A1	OPENING QUANTITY										
	a) Opening Quantity of Coal	MT	24427.1	0.00	0.00	24427.10	0.00	0.00	24427.10	0.00	0.00
	b) Value of Stock	Rs.	1163829.60	0.00	0.00	1163829.60	0.00	0.00	1163829.60	0.00	0.00
B2	QUANTITY										
	a) Quantity of Coal supplied by Coal Company	MT	444417.90	27466.10	0.00	444417.90	0.00	0.00	444417.90	7161.90	0.00
	b) Adjustment (+/-) on account of quantity supplied made by Coal Company	MT	0.00	0.00	0.00	0.00	0.00	0.00	0.00	0.00	0.00
	c) Net Quantity of Coal Company (3+4)	MT	444417.9	27466.10	0.00	444417.90	0.00	0.00	444417.90	7161.90	0.00
	d) Normative Transit & Handling Losses (For Coal based Projects)	MT	2224.8	0.00	0.00	2224.80	0.00	0.00	2224.80	0.00	0.00
	e) Net Coal Supplied (5-6)	MT	442193.0	27466.10	0.00	442193.10	0.00	0.00	442193.10	7161.90	0.00
C3	PRICE										
	a) Amount Charged for the Coal Company	Rs.	1163829.60	0.00	0.00	1163829.60	0.00	0.00	1163829.60	0.00	0.00
	b) Adjustment (+/-) on account charges made by Coal Company	Rs.	0.00	0.00	0.00	0.00	0.00	0.00	0.00	0.00	0.00
	c) Handling, Sampling and such other similar charges	Rs.	4417.70	0.00	0.00	4417.70	0.00	0.00	4417.70	0.00	0.00
	d) Total amount Charged (8+9+10)	Rs.	1168247.30	0.00	0.00	1168247.30	0.00	0.00	1168247.30	0.00	0.00
D4	TRANSPORTATION										
	a) Transportation Charges for rail/ship/road transport	Rs.	447241.80	0.00	0.00	447241.80	0.00	0.00	447241.80	0.00	0.00
	Adjustment (+/-) on account charges made by Railways/Transport Company	Rs.									
	c) Demurrage Charges, if any	Rs.									
	d) Cost of Diesel in transporting Coal through MGR system, if applicable	Rs.	0.00	0.00	0.00	0.00	0.00	0.00	0.00	0.00	0.00
	e) Total Transportation Charges (11+12+13+14)	Rs.	447241.80	0.00	0.00	447241.80	0.00	0.00	447241.80	0.00	0.00
	f) Total amount Charged for Coal supplied including Transportation (11+15)	Rs.	1615489.10	0.00	0.00	1615489.10	0.00	0.00	1615489.10	0.00	0.00
E5	TOTAL COST										
	a) Landed Cost of Coal (4+10+15) (+/-)	Rs./MT	4446.848	12791.731	12208.000	4446.848	12791.731	12208.000	4446.848	12911.212	8773.618
	b) Mix ratio Ratio (If multiple fuel are used)		94.127%	5.873%	0.000%	94.127%	5.873%	0.000%	94.127%	5.873%	0.000%
16	Weighted average cost of Coal/ Lignite (Including Blended)	Rs./MT	4847.89			4395.74			4446.58		
16a	Weighted average cost of Coal/ Lignite (Excluding Blended)		4847.89			4395.74			4446.58		
F6	QUALITY (Stage I, II, III & IV)										
	a) GCV of Domestic Coal of the opening coal stock as per bill of Coal Company	Kcal/Kg	0.00	0.00					0.00	0.00	
	b) GCV of Domestic Coal supplied as per bill of Coal Company	Kcal/Kg	0.00	0.00					0.00	0.00	
	c) GCV of Imported Coal of the opening coal as per bill Coal Company	Kcal/Kg			0.00						0.00
	d) GCV of Imported Coal supplied as per bill Coal Company	Kcal/Kg									0.00
17	Weighted average GCV of coal as billed (Including Blended)	(Kcal/Kg)									
17 a	Weighted average GCV of coal as billed (Excluding Blended)	(Kcal/Kg)			0.00						
	a) GCV of Domestic Coal of the opening coal as received at Station	Kcal/Kg	3997.00			3997.00			3997.00		
	b) GCV of Domestic Coal / Run Mine supplied as received at Station	Kcal/Kg	3724.00			3611.00			3724.00		
	c) GCV of Imported Coal of opening coal as received at Station	Kcal/Kg		0.00			0.00			0.00	
	d) GCV of Imported Coal supplied as received at Station	Kcal/Kg		4411.00			4411.00			4411.00	
18	Weighted average GCV of coal/ Lignite as received (Excluding Blended)	(Kcal/Kg)	3997.00			3997.00			3724.00		
18 a	Weighted average GCV of coal/ Lignite as received (Excluding Blended)	(Kcal/Kg)	3997.00			3997.00			3724.00		

शैलेन्द्र कुमार यादव
Shailendra Kumar Yadav
सीनियर मैनेजर (वित्त)
Sr. Manager (Finance)
एनटीपीसी लि., कुडगी / NTPC Ltd., Kudgi

संजय सिन्हा
SANJAY SINHA
अपर महाप्रबंधक (यूएफसीयू-वित्त)
Add. General Manager (U.F.C.U.-Fin)
एनटीपीसी लि., कुडगी / NTPC Ltd., Kudgi

C.K. Prusty & Associates
Chartered Accountants
FRN-323220E

C.K. Prusty & Associates * Bhubaneswar * Chartered Accountants

C.A Prusty
Partner
Mem no : 057319
UDIN No

Shailendra Kumar Yadav (Finance) Sr. Manager (C) NTPC LIMITED

378

FORM-15 : Details of Secondary Fuel for Computation of Energy Charges

Name of the Petitioner: NTPC Limited

Name of the Generating Station: NSTPS Unchahar

S. No.	Month	Unit	Oct-21		Nov-21		Dec-21	
			HFO	LDO	HFO	LDO	HFO	LDO
A)	OPENING QUANTITY							
1	Opening Stock of Oil	(KL)	932.52	1149.23	932.52	3766.63	932.52	1715.63
2	Value of Opening Stock	(Rs.)	55570811	70522682.21	55570811	228355139.98	55570811	103439417.19
B)	QUANTITY							
3	Quantity of Oil supplied by Oil Company	(KL)	0.00	3000.00	0.00	0.00	0.00	0.00
4	Adjustment (+/-) in qnty supplied made by Oil Company	(KL)	0.00	0.00	0.00	0.00	0.00	0.00
5	Oil supplied by Oil company (3+4)	(KL)	0.00	3000.00	0.00	0.00	0.00	0.00
6	Normative Transit & Handling losses	(KL)	0.00	0.00	0.00	0.00	0.00	0.00
7	Net Oil supplied (5-6)	(KL)	0.00	3000.00	0.00	0.00	0.00	0.00
C)	PRICE							
8	Amount charged by Oil Company	(Rs.)	0.00	10944773.00	0.00	0.00	0.00	0.00
9	Adjustment (+/-) in amount charged by Oil Company	(Rs.)	0.00	0.00	0.00	0.00	0.00	0.00
10	Handling, sampling and such other similar charges	(Rs.)	0.00	0.00	0.00	0.00	0.00	0.00
11	Total Amount Charged (8+9+10)	(Rs.)	0.00	10944773.00	0.00	0.00	0.00	0.00
D)	TRANSPORTATION							
12	Transportation charges by rail/road/sea/	(Rs.)	0.00	0.00	0.00	0.00	0.00	0.00
13	Adjustment (+/-) in amount made to Railways/ Transport Company	(Rs.)	0.00	0.00	0.00	0.00	0.00	0.00
14	Demurrage Charges, if any	(Rs.)	0.00	0.00	0.00	0.00	0.00	0.00
15	Total Transportation Charges (12+13+14)	(Rs.)	0.00	0.00	0.00	0.00	0.00	0.00
16	Other Charges	(Rs.)	0.00	0.00	0.00	0.00	0.00	0.00
17	Total Amount charged for Oil supplied including transportation (11+15+16)	(Rs.)	0.00	10944773.00	0.00	0.00	0.00	0.00
E)	TOTAL COST							
18	Weighted average cost of Oil	(Rs./KL)	59598.22	64710.75	59598.22	64198.78	59598.22	64420.75
19	Blending Ratio			1.00		1.00		1.00
20	Weighted Average Cost of Secondary Fuel for the month	(Rs/KL)	64420.75		64420.75		64420.75	
F)	QUALITY							
21	GCV of Domestic Secondary Fuel of the opening stock as per 3(3) of Secondary Fuel Company	(Kcal/Kl)	NA	NA	NA	NA	NA	NA
22	GCV of Domestic Secondary Fuel supplied as per 3(3) of Secondary Fuel Company	(Kcal/Kl)	NA	NA	NA	NA	NA	NA
23	GCV of Imported Secondary Fuel of the opening stock as per 3(3) of Secondary Fuel Company	(Kcal/Kl)	NA	NA	NA	NA	NA	NA
24	GCV of Imported Secondary Fuel supplied as per 3(3) of Secondary Fuel Company	(Kcal/Kl)	NA	NA	NA	NA	NA	NA
25	Weighted average GCV of Secondary Fuels as Billed	(Kcal/Kl)	NA	NA	NA	NA	NA	NA
26	GCV of Domestic Secondary Fuel of the opening stock as received at Station	(Kcal/Kl)	NA	9430.00		9430.00		9430.00
27	GCV of Domestic Secondary Fuel supplied as received at Station	(Kcal/Kl)	NA	NA	NA	NA	NA	NA
28	GCV of Imported Secondary Fuel of opening stock as received at Station	(Kcal/Kl)	NA	NA	NA	NA	NA	NA
29	GCV of Imported Secondary Fuel of supplied as received at Station	(Kcal/Kl)	NA	NA	NA	NA	NA	NA
30	Weighted average GCV of Secondary Fuel as Received	(Kcal/Kl)	NA	9430.00		9430.00		9430.00

संजय सिन्हा
SANJAY SINHA
महा प्रबंधक (वाणिज्यिक-ईंधन)
Add. General Manager (C.F.C.O. Fuel)
एनटीपीसी लि., दादरी / NTPC Ltd., Dadri

C.K. Piusty & Associates
Chartered Accountants
FRN: 325220E

C.K. Piusty
Partner
Membership No. 057519
UDIN No.

C.K. Piusty & Associates • Bhubaneswar • Chartered Accountants

379

Part-I

Form-15

Details/Information to be submitted in respect of Fuel for Computation of Energy Charges

NTPC LTD.

FGTPS Unchahar Stage-IV

Fuel:	Coal	Month	Oct-22			Nov-22			Dec-22		
S. No.	Particulars	Unit	Domestic	Imported	Bio Mass	Domestic	Imported	Bio Mass	Domestic	Imported	Bio Mass
A]	OPENING QUANTITY										
1	**Opening Quantity of Coal/Lignite**	MT	85246.595	148084.585	0.000	231746.575	116952.463	0.000	488384.950	110142.463	0.000
2	Value of Stock	Rs.	395561251	2896290588	0	1021648870	2245566829	0	2263188728	2125715735	0
B]	QUANTITY										
3	Quantity of Coal/Lignite supplied by Coal/Lignite Company	MT	390935.030	61.000	0.000	402874.370	0.000	0.000	138109.670	0.000	0.000
4	Adjustment (+/-) in quantity supplied made by Coal/Lignite Company	MT	-994.670			-111.000			-961.770		
5	Coal supplied by Coal/Lignite (3+4)	MT	389940.360	61.000	0.000	402763.370	0.000	0.000	137147.900	0.000	0.000
6	**Normative Transit & Handling Losses (For coal/Lignite based Projects)**	MT	3127.480	0.122		3222.995	0.000		1104.877	0.000	
7	Net coal / Lignite Supplied (5-6)	MT	386812.880	60.878	0.000	399540.375	0.000	0.000	136043.023	0.000	0.000
C]	PRICE										
8	Amount charged by the Coal/Lignite Company	Rs.	1051698732	-37128619	0	1185342894	0	0	483880523	0	0
9	Adjustment (+/-) in amount charged made by Coal/Lignite Company	Rs.	0	0	0	0	0	0	0	0	0
10	**Handling, Sampling and such other similar charges**	Rs.	57764647	0	0	150609769			51488464		
11	Total amount Charged (8+9+10)	Rs.	1109463379	-37128619	0	1285952463	0	0	535368988	0	0
D]	TRANSPORTATION	Rs.									
12	Transportation charges by rail, ship, road transport	Rs.	576037853	0	0	617798978	0	0	154252195	0	0
13	Adjustment (+/-) in amount charged made by Railways/Transport Company	Rs.									
14	Demurrage Charges, if any	Rs.									
15	Cost of diesel in transporting coal through MGR system, if applicable	Rs.									
16	**Total Transportation Charges (12+13+14+15)**	Rs.	576037853	0	0	617798978	0	0	154252195	0	0
17	Total amount Charged for coal/lignite supplied including Transportation (11+	Rs.	1685501231	-37128619	0	1903751441	0	0	689621182	0	0
E]	TOTAL COST										
18	Landed cost of coal/ Lignite (2+17)/(1+7)	Rs / MT	4408.47	19299.69	0	4634.03	19299.69	0	4726.55	19299.69	0
19	Blending Ratio (Domestic /Imported)	%	71.04%	28.96%	0.00%	0.00%	0.00%	0.00%	94.81%	5.19%	0.00%
20	**Weighted average cost of Coal/ Lignite (Including Biomass)**	Rs / MT	8720.46			8720.46			5482.60		
20a	Weighted average cost of Coal/ Lignite (Excluding Biomass)	Rs / MT	8720.46			8720.46			5482.60		
F]	QUALITY										
21	GCV of Domestic Coal of the opening coal stock as per bill of Coal Company	Kcal/Kg				3620	0	0	3471		0
22	GCV of Domestic Coal supplied as per bill of Coal Company	Kcal/Kg				3488	0	0	3717		0
23	GCV of Imported Coal of the opening stock as per bill Coal Company	Kcal/Kg				0	5010	0		5036	
24	GCV of Imported Coal supplied as perbill Coal Company	Kcal/Kg				0	0	0		0	
25	Weighted average GCV of coal/ Lignite as Billed (Including Biomass)	Kcal/Kg					3922.02			4038.23	
25a	Weighted average GCV of coal/ Lignite as Billed (Excluding Biomass)						3922.02			4038.23	
26	GCV of Domestic Coal of the opening stock as received at Station	Kcal/Kg	3620		0	3471		0	3624		0
27	GCV of Domestic Coal supplied as received at Station	Kcal/Kg	3488		0	3717		0	3897		0
28	GCV of Imported Coal of opening stock as received at Station	Kcal/Kg		5010			5036			5036	
29	GCV of Imported Coal supplied as received at Station	Kcal/Kg		0			0			0	
30	**Weighted average GCV of Coal/ Lignite as Received (Including Biomass)**	Kcal/Kg		3922.02			4038.23			3757.32	
30a	**Weighted average GCV of Coal/ Lignite as Received (Excluding Biomass)**	Kcal/Kg		3922.02			4038.23			3757.32	

Note: In coal consumption in the month of Dec22 in Stage 4 rate of Dec 22 updated for reference purpose only

AJAY KRISHNAN S

Sanjay Sinha

Digitally signed by Sanjay Sinha
Date: 2023.06.19 18:33:02 +05'30'

Shalabh Jain

Digitally signed by Shalabh Jain
Date: 2023.07.21 10:47:23 +05'30'

FORM- 15 Details of Secondary Fuel for Computation of Energy Charges

Form 15
Part-II

Name of the Petitioner: NTPC Limited

Name of the Generating Station: FGTPS Unchahar

S. No.	Month	Unit	Oct-22		Nov-22		Dec-22	
			HFO	LDO	HFO	LDO	HFO	LDO
			NI1149101000	NI1149200900	NI1149201000	NI1149200900	NI1149201000	NI1149200900
A)	OPENING QUANTITY							
1	Opening Stock of Oil	(KL)	652.52	59.48	652.52	485.90	652.52	339.59
2	Value of Opening Stock	(Rs.)	31600811	6439857.40	31600811	48377479.65	31600811	35672432.23
B)	QUANTITY							
3	Quantity of LDO supplied by Oil company	(KL)	0.00	800.00	0.00	0.00	0.00	1600.00
4	Adjustment(+/-) in qnty supplied made by Oil Company	(KL)	0.00	0.00	0.00	0.00	0.00	0.00
5	LDO supplied by Oil company (3+4)	(KL)	0.00	800.00	0.00	0.00	0.00	1600.00
6	Normative transit & Handling losses	(KL)	0.00	0.00	0.00	0.00	0.00	0.00
7	Net Oil supplied (5-6)	(KL)	0.00	800.00	0.00	0.00	0.00	1600.00
C)	PRICE							
8	Amount charged by Oil Company	(Rs.)	0.00	51483418.00	0.00	0.00	0.00	138080484.00
9	Adjustment (+, -) in amount charged by Oil Company	(Rs.)	0.00	0.00	0.00	0.00	0.00	0.00
10	Handling, Sampling and such other similar charges	(Rs.)	0.00	0.00	0.00	0.00	0.00	0.00
11	Total amount Charged (8+9+10)	(Rs.)	0.00	51483418.00	0.00	0.00	0.00	138080484.00
D)	TRANSPORATION							
12	Transportation charges by rail/ship/road transport	(Rs.)	0.00	0.00	0.00	0.00	0.00	0.00
13	Adjustment(+, -) in amount made by/Railways/ Transport Company	(Rs.)	0.00	0.00	0.00	0.00	0.00	0.00
14	Demurrage Charges, if any	(Rs.)	0.00	0.00	0.00	0.00	0.00	0.00
15	Total Transportation Charges (12+13+14+15)	(Rs.)	0.00	0.00	0.00	0.00	0.00	0.00
16	Other Charges	(Rs.)	0.00	0.00	0.00	0.00	0.00	0.00
17	Total Amount charged for Oil supplied including transportation (11+15+16)	(Rs.)	0.00	51483418.00	0.00	0.00	0.00	138080484.00
E)	TOTAL COST							
18	Weighted average cost of Oil	(Rs./KL)	48438.22	89271.78	48438.22	89271.78	48438.22	86894.12
19	Blending Ratio			1.00		1.00		1.00
20	Weighted Average Cost of Secondary Fuel/ For the month	Kcal/KL	89271.78		89271.78		86894.12	
F)	QUALITY							
21	GCV of Domestic Secondary Fuel of the opening stock as per bill of Secondary Fuel Company	Kcal/KL	NA	NA	NA	NA	NA	NA
22	GCV of Domestic Secondary Fuel supplied as per bill of Secondary Fuel Company	Kcal/KL	NA	NA	NA	NA	NA	NA
23	GCV of Imported Secondary Fuel of the opening stock as per bill of Secondary Fuel Company.	Kcal/KL	NA	NA	NA	NA	NA	NA
24	GCV of Imported Secondary Fuel supplied as per bill of Secondary Fuel Company	Kcal/KL	NA	NA	NA	NA	NA	NA
25	Weighted average GCV of Secondary Fuel/ as Billed	Kcal/KL	NA	NA	NA	NA	NA	NA
26	GCV of Domestic Secondary Fuel of the opening stock as received at Station	Kcal/KL	NA	9265.00		9265.00		9265.00
27	GCV of Domestic Secondary Fuel supplied as received at Station	Kcal/KL	NA	NA	NA	NA	NA	NA
28	GCV of Imported Secondary Fuel of opening stock as received at Station	Kcal/KL	NA	NA	NA	NA	NA	NA
29	GCV of Imported Secondary Fuel of supplied as received at Station	Kcal/KL	NA	NA	NA	NA	NA	NA
30	Weighted average GCV of Secondary Fuel/ as Received	Kcal/KL	NA	9265.00		9265.00		9198.00

AJAY KRISHNAN S

Sanjay Sinha Digitally signed by Sanjay Sinha Date: 2023.06.13 18:58:15 +05'30'

Shalabh Jain Digitally signed by Shalabh Jain Date: 2023.07.21 10:47:58 +05'30'

एनटीपीसी NTPC
A Maharatna Company

UNCHAHAR SUPER THERMAL POWER STATION

BALANCE SHEET (Amount in `)

	As at	Note	31.03.2020	31.03.2019
001	**ASSETS**		**0.00**	**0.00**
002			**0.00**	**0.00**
003	**Non-Current Assets**		**0.00**	**0.00**
004	Property, plant and equipment	2	35,500,198,243.61	36,050,987,269.84
005	Capital-Work-in-Progress	3	2,863,625,992.08	1,700,815,006.46
006	Intangible Assets	4	405,168.30	577,277.52
007	Intangible Assets under Development	5	0.00	0.00
008	Investments in Subsidiaries and Joint Ventures	6	0.00	0.00
009	**Financial Assets**		**0.00**	**0.00**
010	i) Investments	7	0.00	0.00
011	ii) Trade receivables	8	0.00	0.00
012	iii) Loans	9	108,660,197.61	110,947,036.65
013	iv) Other financial assets	10	0.00	0.00
014	Other non-current assets	11	2,277,038,620.64	1,880,542,065.49
015	**Total non-current assets**		**40,749,928,412.24**	**39,743,868,655.96**
016			**0.00**	**0.00**
017	**Current Assets**		**0.00**	**0.00**
018	Inventories	12	6,069,019,133.22	5,305,594,528.98
019	**Financial assets**		**0.00**	**0.00**
020	i) Investments	13	0.00	0.00
021	ii) Trade receivables	14	11,547,602.03	1,980,019.06
022	iii) Cash and cash equivalents	15	1,852,647.32	3,723,683.25
023	iv) Bank balances other than cash and cash equivalents	16	0.00	0.00
024	v) Loans	17	76,925,245.61	83,058,793.32
025	vi) Other financial assets	18	-8,424,364.71	18,075,685.25
026			0.00	0.00
027	Other Current Assets	19	5,162,655,103.35	3,902,667,510.16
028			0.00	0.00
029			0.00	0.00
030	**Total Current Assets**		**11,313,575,365.82**	**9,315,080,220.02**
031	Regulatory deferral account debit balances	20	2,354,154,211.09	1,439,469,423.48
032	**TOTAL ASSETS**		**54,417,657,990.15**	**50,498,418,299.46**
034	**EQUITY AND LIABILITIES**		**0.00**	**0.00**
035	**Equity**		**0.00**	**0.00**
036	Equity Share capital	21	0.00	0.00
037	Other equity	22	70,904,569,700.78	63,232,095,657.73
040	**Total equity**		**70,904,569,700.78**	**63,232,095,657.73**
041			0.00	0.00
042	**Liabilities**		**0.00**	**0.00**
043	**Non-Current Liabilities**		**0.00**	**0.00**
044	**Financial liabilities**		**0.00**	**0.00**
045	i) Borrowings	23	0.00	0.00

सहायक महाप्रबंधक (वाणिज्यिक)
Asstt. General Manager (Commercial)
एन टी पी सी लिमिटेड/NTPC LIMITED

UNCHAHAR SUPER THERMAL POWER STATION

BALANCE SHEET (Amount in ₹)

	As at	Note	31.03.2020	31.03.2019
046	**ii) Trade payables**		**0.00**	**0.00**
047	- Total outstanding dues of micro and small enterprises	24	3,357,918.09	133,058.82
048	- Total outstanding dues of creditors other than micro and small enterprises	24	1,256,225.59	120,884.12
049	iii) Other financial liabilities	25	0.00	0.00
050	Provisions	26	0.00	0.00
051	Deferred Tax Liabilities (net)	27	0.00	0.00
052	Other non-current liabilities	28	0.00	0.00
053			0.00	0.00
054	**Total non-current liabilities**		4,614,143.68	253,940.94
055			**0.00**	**0.00**
056	**Current Liabilities**		**0.00**	**0.00**
057	**Financial liabilities**		**0.00**	**0.00**
058	i) Borrowings	29	0.00	0.00
059	**ii) Trade Payables**		**0.00**	**0.00**
060	- Total outstanding dues of micro and small enterprises	30	162,883,069.20	103,720,601.91
061	- Total outstanding dues of creditors other than micro and small enterprises	30	6,960,609,652.10	3,643,278,480.27
062	iii) Other financial liabilities	31	3,730,061,345.96	4,191,122,131.13
063	Other current liabilities	32	126,888,177.03	77,142,949.17
064	Provisions	33	1,717,676.34	1,410,683.60
065	Current tax liabilities (net)	34	0.00	0.00
066			0.00	0.00
067	**Sub Total**		10,982,170,122.63	8,016,675,046.08
068			**0.00**	**0.00**
069	Deferred Revenue	35	771,286,728.00	479,827,728.00
070	Regulatory deferral account credit balances	36	0.00	0.00
071	Inter Unit Accounts		-28,244,992,704.94	-21,230,434,073.29
072			0.00	0.00
073	**TOTAL EQUITY AND LIABILITIES**		54,417,657,990.15	50,498,418,299.46
074	Significant Accounting Policies as per Note 1	1	0.00	0.00
075			**0.00**	**0.00**
076	The accompanying notes 1 to 44 form an integral part of these financial statements.		0.00	0.00
077			0.00	0.00
078			**0.00**	**0.00**

(Auditor Initial & Stamp)

(Head of Finance)

N. K. CHATRATH
Head of Finance
UNCHAHAR/NTPC LIMITED

Group General Manager
NTPC Limited

UNCHAHAR SUPER THERMAL POWER STATION

STATEMENT OF PROFIT AND LOSS (Amount in ₹)

	For the Year ended	Note	31.03.2020	31.03.2019
001	**Revenue**		**0.00**	**0.00**
002	Revenue from operations	37	41,461,820,759.77	29,247,196,853.02
003	Other income	38	3,377,439,184.65	838,001,960.57
005	**Total Revenue**		**44,839,259,944.42**	**30,085,198,813.59**
007	**Expenses**		**0.00**	**0.00**
008	Fuel including cost of captive coal	38A	28,875,837,303.63	20,066,606,445.55
009	Employee benefits expense	39	2,100,474,603.67	2,287,299,825.06
010	Electricity Purchased		0.00	0.00
011	Finance costs	40	1,599,714,084.10	1,393,126,544.53
012	Depreciation, amortization and impairment expense	41	2,409,376,692.30	2,552,849,190.63
013			0.00	0.00
014	Other expenses	42	2,460,457,374.31	3,124,802,402.96
015	CC expenses charge to revenue		583,708,535.49	459,077,152.01
016	Less: Unit expenses transferred to CC		19,109,669.33	0.00
017	**Total expenses**		**38,010,459,124.17**	**29,843,761,600.74**
020	**Profit before exceptional items & tax**		**6,828,800,820.25**	**241,437,212.85**
021	Exceptional items		0.00	0.00
024	**Profit before tax**		**6,828,800,820.25**	**241,437,212.85**
027	**Tax expense:**		**0.00**	**0.00**
028	Current tax		0.00	0.00
029	Deferred tax		0.00	0.00
030			0.00	0.00
031	**Total Tax expense**		**0.00**	**0.00**
032	**Profit for the period before regulatory deferral account balances**		**6,828,800,820.25**	**241,437,212.85**
033	**Movement in regulatory deferral account balances**		**0.00**	**0.00**
034	Regulatory deferred account - deferred		0.00	0.00
035	Others		914,684,787.61	961,004,422.89
036	Tax impact on Regulatory deferral account balances		0.00	0.00
037	**Movement in Regulatory deferrall account balances (Net of Tax)**		**914,684,787.61**	**961,004,422.89**
038	**Profit for the period/ year**		**7,743,485,607.86**	**1,202,441,635.74**
039	**Other comprehensive income**		**0.00**	**0.00**
040	**(A) Items that will not be reclassified to profit or loss**		**0.00**	**0.00**
041	- Net gains/(losses) on fair value of equity instruments through other comprehensive income		0.00	0.00
042	Income tax on above that will not be reclassified to profit or loss		0.00	0.00
043	- Net actural gains/(losses) on defined benefit plans		-71,011,564.81	-6,904,322.25
044	Income tax on above that will not be		0.00	0.00

Locked: 18.05.2020 - 14:13:07
Run on: 18.05.2020 - 14:16:44 Version: 0

अपर महाप्रबंधक (वाणिज्यिक)
Addl. General Manager (Commercial)
एन टी पी सी लिमिटेड/NTPC LIMITED

UNCHAHAR SUPER THERMAL POWER STATION

STATEMENT OF PROFIT AND LOSS (Amount in `)

	For the Year ended	Note	31.03.2020	31.03.2019
	reclassified to profit or loss			
048			0.00	0.00
049	**Other comprehensive income for the year, net of income tax**		**-71,011,564.81**	**-6,904,322.25**
050			0.00	0.00
051	**Total Comprehensive Income for the year**		**7,672,474,043.05**	**1,195,537,213.49**
065			0.00	0.00
066	**Earnings per equity share:**		**0.00**	**0.00**
67	Basic & Diluted		0.00	0.00
68	Significant Accounting Policies		0.00	0.00
69	Expenditure during construction period (Net)/Dev. of coal mines (net) 43 /43A		0.00	0.00
70	The accompanying notes 1 to 44 form an integral part of these financial statements.		0.00	0.00

(Auditor Initial & Stamp)

(Head of Finance)

गोपाल कुमार चात्रथ/N. K. CHATRATH
मुख्य वित्त नियंत्रक / Head of Finance
एनटीपीसी लिमिटेड / NTPC Limited
दिबियापुर, औरैया / Dibiyapur, Auraiya

(Head of Unit)

Locked: 18.05.2020 - 14:13:07
Run on: 18.05.2020 - 14:19:44 Version: 0

अपर महाप्रबन्धक (वाणिज्यिक)
Addl. General Manager (Commercial)
एन टी पी सी लिमिटेड/NTPC LIMITED

एनटीपीसी NTPC
A Maharatna Company

UNCHAHAR SUPER THERMAL POWER STATION

OTHER COMPREHENSIVE INCOME

(Amount in `)

	For the Year ended	31.03.2020	31.03.2019
001		0.00	0.00
002	**Other comprehensive income**	**0.00**	**0.00**
003	**(A) Items that will not be reclassified to profit or loss**	**0.00**	**0.00**
004	- Net gains/(losses) on fair value of equity instruments through other comprehensive income	0.00	0.00
005	Income tax on above that will not be reclassified to profit or loss	0.00	0.00
006	- Net acturial gains/(losses) on defined benefit plans	-71,011,564.81	-6,904,322.25
007	Income tax on above that will not be reclassified to profit or loss	0.00	0.00
008		0.00	0.00
009	(B) Items that will be reclassified to profit or loss	0.00	0.00
010	Income tax relating to above items that will be reclassified to profit or loss	0.00	0.00
011		0.00	0.00
012	**Other comprehensive income for the year, net of income tax**	**-71,011,564.81**	**-6,904,322.25**
013		0.00	0.00
014	**Total comprehensive income for the year (A+B)**	**-71,011,564.81**	**-6,904,322.25**

अपर महाप्रबंधक (वाणिज्यिक)
Addl. General Manager (Commercial)
एन टी पी सी लिमिटेड/NTPC LIMITED

Note forming part of Balance Sheet
Note 2 : Property, Plant And Equipment
Business Area :1006

(Amount in Rupees)

Asset Class	Opening Gross Block As At 01.04.2019	Additions	Deductions/ Adjustments	Closing Gross Block As At 31.03.2020	Opening Depreciation As At 01.04.2019	Additions	Deductions/ Adjustments	Closing Depreciation As At 31.03.2020	Net Block As At 31.03.2020	Net Block As At 31.03.2019
1 TANGIBLE ASSETS	0.00	0.00	0.00	0.00	0.00	0.00	0.00	0.00	0.00	0.00
2 Land : (including development expenses)	0.00	0.00	0.00	0.00	0.00	0.00	0.00	0.00	0.00	0.00
3 Freehold	79359119.00	0.00	0.00	79359119.00	0.00	0.00	0.00	0.00	79359119.00	79359119.00
4 Right of Use	2533024.59	0.00	0.00	2533024.59	488832.99	191879.32	0.00	680712.31	1852312.28	2044191.60
5 Submergence	0.00	0.00	0.00	0.00	0.00	0.00	0.00	0.00	0.00	0.00
6 CBA Land	0.00	0.00	0.00	0.00	0.00	0.00	0.00	0.00	0.00	0.00
7 Roads,bridges, culverts & helipads	74409010.50	0.00	0.00	74409010.50	19398828.82	4093938.98	0.00	23492567.80	50916442.70	55010381.68
8 Building :	0.00	0.00	0.00	0.00	0.00	0.00	0.00	0.00	0.00	0.00
9 Freehold	0.00	0.00	0.00	0.00	0.00	0.00	0.00	0.00	0.00	0.00
10 Main plant	2327447591.62	0.00	116268087.37	2443715678.99	268004502.85	103454962.12	0.00	371459464.97	2072256214.02	2059443088.77
11 Others	1099472268.66	3112980.00	5221254.94	1108808223.59	174815685.41	54370914.77	0.00	229186600.18	879619623.41	923656603.24
12 Right of Use	0.00	0.00	0.00	0.00	0.00	0.00	0.00	0.00	0.00	0.00
13 Temporary erection	0.00	0.00	0.00	0.00	0.00	0.00	0.00	0.00	0.00	0.00
14 Water Supply, drainage & sewerage system	157968052.04	0.00	0.00	157968052.04	43638346.97	7249946.76	0.00	50888293.73	107081758.31	114331705.07
15 Hydraulic works, barrages, dams, tunnels and power channel	0.00	0.00	0.00	0.00	0.00	0.00	0.00	0.00	0.00	0.00
16 MGR track and signalling system	1139101.10	0.00	0.00	1139101.10	344197.65	86049.40	0.00	430247.05	708854.05	794903.45
17 Railway siding	48303051.21	0.00	0.00	48303051.21	19515685.95	1248156.60	0.00	20764042.55	27539008.66	28787165.26
18 Earth dam reservoir	0.00	0.00	0.00	0.00	0.00	0.00	0.00	0.00	0.00	0.00
19 Plant and machinery(including associated civil works) Owned Asset	39736556347.29	780539289.84	809859692.13	41307055329.26	7226786006.24	2267346524.06	(181680997.69)	9312451532.61	31994603796.65	32509870341.05

Additional General Manager (Commercial)

Note forming part of Balance Sheet
Note 2 : Property, Plant And Equipment
Business Area :1006

(Amount in Rupees)

Asset Class	Opening Gross Block As At 01.04.2019	Additions	Deductions/ Adjustments	Closing Gross Block As At 31.03.2020	Opening Depreciation As At 01.04.2019	Additions	Deductions/ Adjustments	Closing Depreciation As At 31.03.2020	Net Block As At 31.03.2020	Net Block As At 31.03.2019
20 Plant and machinery(including associated civil works) -Right of use Asset	0.00	0.00	0.00	0.00	0.00	0.00	0.00	0.00	0.00	0.00
21 Furniture and fixtures	99940776.62	10147922.00	(38394.75)	110050303.87	28688886.55	7173548.54	(12660.00)	35847755.09	74202548.78	71253910.07
22 Assets under 5 Km Scheme	0.00	0.00	0.00	0.00	0.00	0.00	0.00	0.00	0.00	0.00
23 Vehicles - Owned	1215427.79	0.00	25900.24	1241328.03	504650.05	140109.53	0.00	644759.58	596568.45	710777.74
24 Vehicles - Leased	0.00	0.00	0.00	0.00	0.00	0.00	0.00	0.00	0.00	0.00
25 Office equipment	80669292.84	6716036.00	547525.00	87931855.84	26253742.63	16434704.13	378003.61	43066450.37	44865405.47	54415550.21
26 EDP, WP machines and satcom equipment	89854069.78	10900546.75	(3218532.71)	97536083.62	49992918.98	16502712.40	(6149292.52)	60346336.86	37189744.96	39861150.80
27 Construction equipments	33650764.97	3737900.00	16235820.00	55624484.97	13933569.24	2900657.27	8123388.20	24957612.71	30666872.26	19717195.73
28 Electrical Installations	68985128.24	11945765.59	534540.00	87466433.83	8705586.90	8262227.61	0.00	16967814.51	70498619.32	60279541.34
29 Communication equipments	30315331.07	2451785.38	(1.00)	32767115.45	12409747.90	3311681.13	0.00	15721329.03	17045786.42	17905583.17
30 Hospital equipments	17338378.25	796200.00	(14071.50)	18120506.75	3792316.59	1110187.28	0.00	4902503.85	13218002.87	13546061.66
31 Laboratory and workshop equipments	0.00	0.00	0.00	0.00	0.00	0.00	0.00	0.00	0.00	0.00
32 Capital expenditure on assets not owned by the Company	0.00	0.00	0.00	0.00	0.00	0.00	0.00	0.00	0.00	0.00
33 Assets of Government	0.00	0.00	0.00	0.00	0.00	0.00	0.00	0.00	0.00	0.00
34 Less:Grants from Government	0.00	0.00	0.00	0.00	0.00	0.00	0.00	0.00	0.00	0.00

Addl. General Manager (Commercial)

Note forming part of Balance Sheet
Note 2 : Property, Plant And Equipment
Business Area :1006

(Amount in Rupees)

Asset Class	Opening Gross Block As At 01.04.2019	Additions	Deductions/ Adjustments	Closing Gross Block As At 31.03.2020	Opening Depreciation As At 01.04.2019	Additions	Deductions/ Adjustments	Closing Depreciation As At 31.03.2020	Net Block As At 31.03.2020	Net Block As At 31.03.2019
35 Less: Recoverable from GOI	0.00	0.00	0.00	0.00	0.00	0.00	0.00	0.00	0.00	0.00
36 Assets for ash utilisation	181089.00	0.00	0.00	181089.00	0.00	21434.00	0.00	21434.00	159655.00	181089.00
37 (Less):-Adjusted from fly ash utilisation reserve fund	181089.00	0.00	0.00	181089.00	0.00	0.00	0.00	0.00	181089.00	181089.00
38 Site Restoration Cost	0.00	0.00	0.00	0.00	0.00	0.00	0.00	0.00	0.00	0.00
39 Mining Properties	0.00	0.00	0.00	0.00	0.00	0.00	0.00	0.00	0.00	0.00
Grand Total (Tangible)	43948256755.56	816347127.56	947421819.72	45712025702.34	7897269485.72	2493899633.91	(179341560.40)	10211827459.23	35500198243.61	36050987289.84
Grand Total Prev Year (Tangible)	42085738820.45	1084363909.77	798156325.34	43948256755.56	6251537281.21	2857085194.73	(21352990.22)	7897269485.72	36050987269.84	35834199239.24

Addl. General Manager (Commercial)

Note forming part of Balance Sheet
Note 2 : Property, Plant And Equipment
Business Area :1006

(Amount in Rupees)

Details of Adjustments of Gross Block and Depreciation/Amortization				
Particulars	**Gross Block**		**Depreciation/Amortization**	
	Tangible As At: 31.03.2020	**Tangible As At: 31.03.2019**	**Tangible As At: 31.03.2020**	**Tangible As At: 31.03.2019**
Disposal of assets	(5498411.23)	(7273911.65)	(5491744.56)	(6367757.81)
Retirement of assets	(243046042.71)	(20476066.99)	(193660541.44)	(2893175.44)
Cost adjustments	1159840131.00	844400191.93	0.00	0.00
Assets capitalised with retrospective effect / Write back of excess capitalisation	0.00	0.00	0.00	0.00
Depreciation on construction equipment capitalised as EDC	0.00	0.00	0.00	0.00
Prior Period Depreciation due to Assets capitalised with retrospective effect / Write back of excess capitalisation	0.00	0.00	0.00	0.00
Special Depreciation (As per New Policy)	0.00	0.00	0.00	0.00
Transfer in /out because of Inter Unit transfers	36126142.66	(18493887.95)	19810725.60	(12092056.97)
Others	0.00	0.00	0.00	0.00
TOTAL	**947421819.72**	**798156325.34**	**(179341560.40)**	**(21352990.22)**



Addl. General Manager (Commercial)

Note forming part of Balance Sheet
Note 3: Capital-Work-in-Progress
Business Area: UNCHAHAR SUPER THERMAL POWER STATION

(Amount in Rupees)

Sl No	Asset Class	As At 01.04.2019	Addition	Deduction/ Adjustment	Capitalized	As At 31.03.2020
	1	2	3	4	5	6
1	CAPITAL WORK-IN-PROGRESS					
2	Development of land					
3	Roads, bridges, culverts & helipads	1968953.00	7810805.33			9779758.33
4	Piling and foundation					
5	Buildings :					
6	Main plant					
7	Others	44068457.42	72912823.08	(577370.29)	3112680.00	113291230.21
8	Temporary erection					
9	Water supply, drainage and sewerage system	90812186.73	5549984.19	(321237.43)		96040933.49
10	Hydraulic works, barrages, dams, tunnels and power channel					
11	MGR track and signalling system					
12	Railway siding					
13	Earth dam reservoir					
14	Plant and equipment	889516439.96	2304262578.43	(820710367.80)	378352211.80	1974716438.79
15	Furniture and fixtures		146780.00			146780.00
16	Vehicles					
17	Office equipment					
18	EDP/WP machines & satcom equipment		3175450.87	(3175450.87)		
19	Construction equipments					
20	Electrical installations		6945501.29	(6365044.08)		580457.21
21	Communication equipment					
22	Hospital equipments	220640.00		(23640.00)	197000.00	
23	Laboratory and workshop equipments					
24	Assets under 5Km Spheme of the GOI					
25	Capital expenditure on assets not owned by the company					
26	Expenditure towards development of coal mines					
27	Survey,Investigation,Consultancy & Supervision Cha					
28	Difference in exchange on foreign currency loans		3934552.00	(3934552.00)		

Note forming part of Balance Sheet
Note 3: Capital-Work-in-Progress
Business Area: UNCHAHAR SUPER THERMAL POWER STATION

(Amount in Rupees)

Sl No	Asset Class	As At 01.04.2019	Addition	Deduction/ Adjustment	Capitalized	As At 31.03.2020
	1	2	3	4	5	6
29	Expenditure towards diversion of forest land					
30	Pre-commissioning expenses (net)					
31	ExpPendAlloca-oth ex attribut Project					
32	Expenditure During Construction Period (net)*		9399787.44			9399787.44
33	LESS : Allocated to related works		9399787.44			9399787.44
34	LESS : Provision for Unservicable works					
35	**Construction stores (At Cost)**					
36	Steel	66012198.13	83963932.65	(117454280.50)		32521850.28
37	Cement	5239908.22	5456460.53	(7251301.75)		3445067.00
38	Others	632976223.00	184637395.30	(174510141.53)		643103476.77
39	**Sub-total**	**704228329.35**	**274057788.48**	**(299215723.78)**		**679070394.05**
40	LESS : Provision for shortages					
41	**Sub-total**	**704228329.35**	**274057788.48**	**(299215723.78)**		**679070394.05**
42	**Total CWIP**	**1700815006.49**	**2678796263.64**	**(1134323386.22)**	**381661891.80**	**2863625992.08**
43						
44						
45	**PREVIOUS YEAR TOTAL**	**749579039.91**	**2115024454.31**	**(680030395.12)**	**609503142.19**	**1700815006.49**

Note forming part of Balance Sheet
Note-4 Non Current Assets- Intangible Assets
Business Area :1006

(Amount in Rupees)

Asset Class	Opening Gross Block As At 01.04.2019	Additions	Deductions/ Adjustments	Closing Gross Block As At 31.03.2020	Opening Depreciation As At 01.04.2019	Additions	Deductions/ Adjustments	Closing Depreciation As At 31.03.2020	Net Block As At 31.03.2020	Net Block As At 31.03.2019
INTANGIBLE ASSETS	0.00	0.00	0.00	0.00	0.00	0.00	0.00	0.00	0.00	0.00
1 Right of Use- Land	0.00	0.00	0.00	0.00	0.00	0.00	0.00	0.00	0.00	0.00
2 -Others	0.00	0.00	0.00	0.00	0.00	0.00	0.00	0.00	0.00	0.00
3 -Software	5611096.97	120000.85	0.00	5731097.82	5033819.45	292120.07	0.00	5325939.52	405158.30	577277.52
Grand Total (Intangible)	5611096.97	120000.85	0.00	5731097.82	5033819.45	292120.07	0.00	5325939.52	405158.30	577277.52
Grand Total Prev Year (Intangible)	4759736.97	851360.00	0.00	5611096.97	4317636.97	716182.48	0.00	5033819.45	577277.52	442100.00

Addl. General Manager (Commercial)

Note forming part of Balance Sheet
Note-4 Non Current Assets- Intangible Assets
Business Area :1006

(Amount in Rupees)

Details of Adjustments of Gross Block and Depreciation/Amortization				
Particulars	Gross Block		Depreciation/Amortization	
	InTangible As At: 31.03.2020	InTangible As At: 31.03.2019	InTangible As At: 31.03.2020	InTangible As At: 31.03.2019
Disposal of assets	0.00	0.00	0.00	0.00
Retirement of assets	0.00	0.00	0.00	0.00
Cost adjustments	0.00	0.00	0.00	0.00
Assets capitalised with retrospective effect / Write back of excess capitalisation	0.00	0.00	0.00	0.00
Depreciation on construction equipment capitalised as EDC	0.00	0.00	0.00	0.00
Prior Period Depreciation due to Assets capitalised with retrospective effect / Write back of excess capitalisation	0.00	0.00	0.00	0.00
Special Depreciation (As per New Policy)	0.00	0.00	0.00	0.00
Transfer in /out because of Inter Unit transfers	0.00	0.00	0.00	0.00
Others	0.00	0.00	0.00	0.00
TOTAL	**0.00**	**0.00**	**0.00**	**0.00**

Add. General Manager (Commercial)

Note forming part of Balance Sheet

(Amount in Rupees)

Note 5: Intangible Assets under Development

Business Area: UNCHAHAR SUPER THERMAL POWER STATION

Sl No	Asset Class	As At 01.04.2019	Addition	Deduction/ Adjustment	Capitalized	As At 31.03.2020
	1	2	3	4	5	6
1	INTANGIBLE ASSETS UNDER DEVELOPMENT					
2	Software					
3	Right to use Others					
4	Exploration and Evaluation Expenditure - Coal Mini					
5	Exploratory wells-in-progress					
6	**Less: Provision for exploratory wells-in-progress**					
7	**Total**					
8	**PREVIOUS YEAR TOTAL-I**					

NOTE NO. 6 TO THE FS-NCA-INVESTMENTS IN SUBSIDIARIES & JOINT VENTURES

(Amount in ₹)

	As at	No. of shares	Face value	31.03.2020	31.03.2019
001	NON CURRENT INVESTMENTS- Investments in subsidiaries and joint ventures			0.00	0.00
012	Equity Instruments - Unquoted-(fully paid up unless otherwise stated, at cost)			0.00	0.00
013	Subsidiary Companies			0.00	0.00
014	Patratu Vidyut Utpadan Nigam Ltd.			0.00	0.00
015	NTPC Electric Supply Company Ltd.			0.00	0.00
016	NTPC Vidyut Vyapar Nigam Ltd.			0.00	0.00
017	Nabinagar Power Generating Company Ltd.			0.00	0.00
018	Kanti Bijlee Utpadan Nigam Ltd.			0.00	0.00
019	Bharitya Rail Bijlee Company Ltd.			0.00	0.00
020	NTPC Mining Ltd (NML)			0.00	0.00
021	THDC India Ltd.			0.00	0.00
022	NEEPCO LTD.			0.00	0.00
023				0.00	0.00
024				0.00	0.00
025				0.00	0.00
026				0.00	0.00
027				0.00	0.00
028				0.00	0.00
029				0.00	0.00
030	Sub Total			0.00	0.00
055	Joint Venture Companies			0.00	0.00
056	Utility Powertech Ltd.			0.00	0.00
057	NTPC GE Power Services Pvt.Ltd.			0.00	0.00
058	NTPC-SAIL Power Company Ltd.			0.00	0.00
059	NTPC-Tamil Nadu Energy Company Ltd.			0.00	0.00
060	Ratnagiri Gas & Power Pvt. Limited (RGPPL)			0.00	0.00

Locked: 18.05.2020 - 14:13:29
Run on: 14.11.2024 - 11:37:58 Version: 0

Add. General Manager (Commercial)
NTPC LIMITED

NOTE NO. 6 TO THE FS-NCA-INVESTMENTS IN SUBSIDIARIES & JOINT VENTURES

(Amount in ₹)

	As at	No. of shares	Face value	31.03.2020	31.03.2019
061	Aravali Power Company Private Ltd.			0.00	0.00
062				0.00	0.00
063	NTPC BHEL Power Projects Private Ltd.			0.00	0.00
064	Meja Urja Nigam Private Limited			0.00	0.00
065	BF-NTPC Energy Systems Ltd.			0.00	0.00
066				0.00	0.00
067	Nabinagar Power Generating Company Ltd.			0.00	0.00
068	Transformer and Electrical Kerala Ltd.			0.00	0.00
069	National High Power Test Labortory Private Ltd.			0.00	0.00
070				0.00	0.00
071	CIL NTPC Urja Private Ltd.			0.00	0.00
072	Anushakti Vidhyut Nigam Ltd.			0.00	0.00
073	Energy Efficiency Services Ltd.			0.00	0.00
074				0.00	0.00
075	Trincomalee Power Company Ltd.			0.00	0.00
076	Bangladesh-India Friendship Power Company (Pvt.) Ltd.			0.00	0.00
077	Hindustan Urvarak & Rasayan Limited			0.00	0.00
078	Konkan LNG Pvt. Ltd			0.00	0.00
079				0.00	0.00
081	Sub Total			0.00	0.00
109	Aggregate amount of impairment in the value of investments			0.00	0.00
110				0.00	0.00
111				0.00	0.00
134	Total			0.00	0.00
135	Details of investments			0.00	0.00
136	Aggregate amount of Unquoted Investments			0.00	0.00

Locked: 18.05.2020 - 14:13:29
Run on: 14.11.2024 - 11:37:58 Version: 0

Add. General Manager (Commercial)
NTPC LIMITED

NOTE NO. 6 TO THE FS-NCA-INVESTMENTS IN SUBSIDIARIES & JOINT VENTURES

(Amount in ₹)

	As at	No. of shares	Face value	31.03.2020	31.03.2019
141				0.00	0.00
142				0.00	0.00
143				0.00	0.00
144				0.00	0.00
145				0.00	0.00
153	Valuation of Investments as per Note 1.			0.00	0.00
154				0.00	0.00
202				0.00	0.00
233				0.00	0.00

Locked: 18.05.2020 - 14:13:29
Run on: 14.11.2024 - 11:37:58 Version: 0

Add. General Manager (Commercial)
NTPC LIMITED

NOTE NO. 7 TO THE FS-NCA-INVESTMENTS

(Amount in ₹)

	As at	No. of shares	Face value	31.03.2020	31.03.2019
001	Non-current financial assets (investments)			0.00	0.00
006	**Long Term - Trade**			**0.00**	**0.00**
007	**Equity Instruments (fully paid up-unless otherwise stated)**			**0.00**	**0.00**
008	**Quoted**			**0.00**	**0.00**
009	**Joint Venture Companies**			**0.00**	**0.00**
010	PTC India Ltd.			0.00	0.00
070	International Coal Ventures Private Ltd.			0.00	0.00
075	BF-NTPC Energy Systems Ltd.			0.00	0.00
098				0.00	0.00
110	Cooperative Societies			0.00	0.00
111	**Sub Total**			**0.00**	**0.00**
112	Aggregate amount of impairment in the value of investments			0.00	0.00
115	**Total**			**0.00**	**0.00**
120				0.00	0.00
146	NTPC Employees Consumers and Thrift Co-operative Society Ltd. Korba			0.00	0.00
147	NTPC Employees Consumers and Thrift Cooperative Society Ltd. RSTPP			0.00	0.00
148	NTPC Employees Consumers Cooperative Society Ltd. Farakka			0.00	0.00
149	NTPC Employees Consumers Cooperative Society Ltd. Vindhyachal			0.00	0.00
150	NTPC Employees Consumers Cooperative Society Ltd. Anta			0.00	0.00
151	NTPC Employees Consumers Cooperative Society Ltd. Kawas			0.00	0.00
152	NTPC Employees Consumers Cooperative Society Ltd. Kaniha			0.00	0.00

Locked: 18.05.2020 - 14:13:29
Run on: 14.11.2024 - 11:38:23 Version: 0

Add. General Manager (Commercial)
NTPC LIMITED

UNCHAHAR SUPER THERMAL POWER STATION

NOTE NO. 8 TO THE FS-NCA-TRADE RECEIVABLES **(Amount in ₹)**

	As at	31.03.2020	31.03.2019
001	Non-current financial assets - Trade receivables	0.00	0.00
002	Unsecured, considered good	0.00	0.00
003	With significant increase in Credit Risk	0.00	0.00
004	Credit impaired	0.00	0.00
005		0.00	0.00
006	**Total**	**0.00**	**0.00**

Locked: 18.05.2020 - 14:13:29
Run on: 14.11.2024 - 11:39:01 Version: 0

Add. General Manager (Commercial)
NTPC LIMITED

UNCHAHAR SUPER THERMAL POWER STATION

NOTE NO. 9 TO THE FS-NCA-LOANS **(Amount in ₹)**

	As at	31.03.2020	31.03.2019
001	**Loans (Non Current)**	**0.00**	**0.00**
004	Related Parties	0.00	0.00
005	Secured	0.00	0.00
006	Un-Secured	0.00	0.00
007	With significant increase in Credit Risk	0.00	0.00
008	Credit impaired	0.00	0.00
009		0.00	0.00
010	Employees(including accrued interest)	0.00	0.00
011	Secured	72,628,556.48	68,171,340.91
012	Unsecured	72,728,257.71	80,105,623.75
013	With significant increase in Credit Risk	0.00	0.00
014	Credit impaired	0.00	0.00
015	Less : Employee Loans Discounting	0.00	0.00
016	Secured	22,076,588.27	22,125,311.25
017	Unsecured	14,620,028.31	15,204,616.76
018	Loan to State Government in settlement of dues from customers (Unsecured)	0.00	0.00
019	Others	0.00	0.00
020	Secured	0.00	0.00
021	Unsecured	0.00	0.00
022	With significant increase in Credit Risk	0.00	0.00
023	Credit impaired	0.00	0.00
024	Less: Allowance for credit impaired loans	0.00	0.00
025	**Sub Total**	**108,660,197.61**	**110,947,036.65**
026		0.00	0.00
027	**Total**	**108,660,197.61**	**110,947,036.65**
028		0.00	0.00
029		0.00	0.00
030	**Due from Directors and Officers of the Company**	**0.00**	**0.00**
031	Directors	0.00	0.00
032	Officers	0.00	0.00
033		**0.00**	**0.00**
034	**Loans to related parties include:**	**0.00**	**0.00**
035	i)Key management personel	0.00	0.00
036	ii)Subsidiary companies	0.00	0.00
037	iii)Joint Venture companies	0.00	0.00
038	iv)Others	0.00	0.00
039		**0.00**	**0.00**
054	Other loans represent loans given to	0.00	0.00
055	a) APIIC	0.00	0.00
060		0.00	0.00
061	RPD	0.00	0.00
062	i)Key management personel	0.00	0.00
063	ii)Subsidiary companies	0.00	0.00
064	iii)Joint Venture companies	0.00	0.00
065	iv)Others	0.00	0.00

Locked: 18.05.2020 - 14:13:30

Run on: 14.11.2024 - 11:39:12 Version: 0

Add. General Manager (Commercial)
NTPC LIMITED

UNCHAHAR SUPER THERMAL POWER STATION

NOTE NO. 9 TO THE FS-NCA-LOANS **(Amount in ₹)**

	As at	31.03.2020	31.03.2019
066	**Total**	**0.00**	**0.00**

Locked: 18.05.2020 - 14:13:30
Run on: 14.11.2024 - 11:39:12 Version: 0

Add. General Manager (Commercial)
NTPC LIMITED

UNCHAHAR SUPER THERMAL POWER STATION

NOTE NO. 10 TO THE FS-NCA-OTHER FINANCIAL ASSETS **(Amount in ₹)**

	As at	31.03.2020	31.03.2019
001	**Other Financial Assets (non current)**	**0.00**	**0.00**
002		0.00	0.00
003	**Share application money pending allotment in (Subsidiary Companies) :**	**0.00**	**0.00**
004	NTPC Electric Supply Company Ltd.	0.00	0.00
005	NTPC Vidyut Vyapar Nigam Ltd.	0.00	0.00
006	Nabinagar Power Generating Company Ltd.	0.00	0.00
007	Kanti Bijlee Utpadan Nigam Ltd.	0.00	0.00
008	Bhartiya Rail Bijlee Company Ltd.	0.00	0.00
009	Patratu Vidyut Utpadan Nigam Ltd.	0.00	0.00
010	NTPC Mining Limited	0.00	0.00
011	THDC Ltd.	0.00	0.00
012	NEEPCO Ltd	0.00	0.00
013		0.00	0.00
014	**Total**	**0.00**	**0.00**
015	**Share application money pending allotment (Joint Venture)**	**0.00**	**0.00**
016	Utility Powertech Ltd.	0.00	0.00
017	NTPC GE Power Services Pvt.Ltd.	0.00	0.00
018	NTPC-SAIL Power Company Ltd.	0.00	0.00
019	NTPC-Tamil Nadu Energy Company Ltd.	0.00	0.00
020	Ratnagiri Gas & Power Private Ltd.	0.00	0.00
021	Aravali Power Company Private Ltd.	0.00	0.00
022		0.00	0.00
023	NTPC BHEL Power Projects Private Ltd.	0.00	0.00
024	Meja Urja Nigam Private Limited	0.00	0.00
025	BF-NTPC Energy Systems Ltd.	0.00	0.00
026	Anushakti Vidhyut Nigam Ltd.	0.00	0.00
027	Nabinagar Power Generating Company Ltd.	0.00	0.00
028	Energy Efficiency Services Ltd.	0.00	0.00
029	National High Power Test Labortory Private Ltd.	0.00	0.00
030		0.00	0.00
031	CIL NTPC Urja Private Ltd.	0.00	0.00
032	Trincomalee Power Company Ltd.	0.00	0.00
033	Hindustan Urvarak & Rasayan Limited	0.00	0.00
034	Bangladesh-India Friendship Power Company Private Ltd.	0.00	0.00
035	**Sub Total**	**0.00**	**0.00**
036		0.00	0.00
037	Claims Recoverable	0.00	0.00
038	Finance Lease Recoverable	0.00	0.00
039	Mine Closure Deposit	0.00	0.00
040		0.00	0.00
041	**Total**	**0.00**	**0.00**

Locked: 18.05.2020 - 14:13:30
Run on: 14.11.2024 - 11:35:22 Version: 0

Add. General Manager (Commercial)
NTPC LIMITED

UNCHAHAR SUPER THERMAL POWER STATION

NOTE NO. 11 TO THE FS-NCA-OTHER NON-CURRENT ASSETS **(Amount in ₹)**

	As at	31.03.2020	31.03.2019
001	**Other Non-current Assets**	**0.00**	**0.00**
002		**0.00**	**0.00**
003	**CAPITAL ADVANCES**	**0.00**	**0.00**
004	Secured	0.00	0.00
005	Unsecured	0.00	0.00
006	Covered by Bank Guarantee	355,397,062.00	339,248,496.00
007	Others	1,361,129,812.09	1,301,857,611.00
008	Considered doubtful	0.00	0.00
009	Less: Allowance for bad & doubtful advances	0.00	0.00
010	**Sub-Total**	**1,716,526,874.09**	**1,641,106,107.00**
011		0.00	0.00
012	Advances other than capital advances	0.00	0.00
013	Security deposits	0.00	0.00
019	Advances to Related parties	0.00	0.00
022	**Advances to Contractors & Suppliers**	**0.00**	**0.00**
023	Secured	0.00	0.00
024	Unsecured	0.00	0.00
025	Considered Doubtful	0.00	0.00
026	Less: Allowance for bad & doubtful advances	0.00	0.00
027	**Sub Total**	**0.00**	**0.00**
039	Advance tax & tax deducted at source	0.00	0.00
040	Less:- Provision for current tax	0.00	0.00
041		0.00	0.00
042	**Sub Total**	**0.00**	**0.00**
043	Deferred Payroll Expenses (Secured)	19,056,999.59	19,360,934.33
044	Deferred Payroll Expenses (Unsecured)	11,368,946.96	12,093,024.16
045	**Sub Total**	**30,425,946.55**	**31,453,958.49**
046	Deferred Foreign Currency Fluctuation Asset	530,086,000.00	207,982,000.00
048	**Total**	**2,277,038,820.64**	**1,880,542,065.49**
049		0.00	0.00
050		0.00	0.00
061	Advances include amount due from the following Private Companies in which Directors of the Company are also Directors in such Companies	0.00	0.00
063		0.00	0.00
064	NTPC GE Power Services Pvt.Ltd.	0.00	0.00
065		0.00	0.00
066	Ratnagiri Gas & Power Private Ltd.	0.00	0.00
067	Aravali Power Company Private Ltd.	0.00	0.00
068	NTPC-SCCL Global Ventures Private Ltd.	0.00	0.00
069	NTPC BHEL Power Projects Private Ltd.	0.00	0.00
070	Meja Urja Nigam Private Limited	0.00	0.00
071	Nabinagar Power Generating Company Ltd.	0.00	0.00
072	National High Power Test Labortory Private Ltd.	0.00	0.00
074	CIL NTPC Urja Private Ltd.	0.00	0.00
076		0.00	0.00
077	**Related Party (Adv)**	**0.00**	**0.00**

Locked: 18.05.2020 - 14:13:31

Run on: 14.11.2024 - 11:35:25 Version: 0

Add. General Manager (Commercial)
NTPC LIMITED

UNCHAHAR SUPER THERMAL POWER STATION

NOTE NO. 11 TO THE FS-NCA-OTHER NON-CURRENT ASSETS **(Amount in ₹)**

	As at	31.03.2020	31.03.2019
078	Key Management personel	0.00	0.00
079	Subsidiary companies	0.00	0.00
080	Joint Venture companies	0.00	0.00
081	Contractors	0.00	0.00
082	Others	0.00	0.00
084		0.00	0.00
085	**Total**	**0.00**	**0.00**

Locked: 18.05.2020 - 14:13:31
Run on: 14.11.2024 - 11:35:25 Version: 0

Add. General Manager (Commercial)
NTPC LIMITED

UNCHAHAR SUPER THERMAL POWER STATION

NOTE NO. 12 TO THE FS-CA-INVENTORIES **(Amount in ₹)**

	As at	31.03.2020	31.03.2019
001	**INVENTORIES**	**0.00**	**0.00**
002		**0.00**	**0.00**
003	Coal	4,176,047,288.78	3,581,819,664.05
004	Fuel oil	78,704,440.88	70,212,613.12
005	Naphtha	0.00	0.00
006	Stores and spares	1,459,457,304.31	1,330,499,990.86
007	Chemicals & consumables	42,393,710.72	42,153,933.13
008	Loose tools	3,555,103.72	2,198,973.29
009	Steel Scrap	4,850,044.16	16,791,261.79
010	Others*	332,582,776.20	293,511,017.36
011	**Sub Total**	**6,097,590,668.77**	**5,337,187,453.60**
012	Less: Provision for shortages	363,644.82	3,379,960.37
013	Less: Provision for obsolete/ unservicable/dimunition in value of surplus inventory	28,207,890.73	28,212,964.25
014		0.00	0.00
015	**Total**	**6,069,019,133.22**	**5,305,594,528.98**
016	**Inventories include material in transit**	**0.00**	**0.00**
017	Coal	251,673,158.00	343,492,403.15
018	Fuel oil	0.00	0.00
019	Naphtha	0.00	0.00
020	Stores and spares	38,798,535.91	27,647,346.67
021	Chemicals & consumables	46,315.00	166,498.39
022	Loose tools	260,165.00	260,166.00
023	Others	0.00	476,871.65
024		**0.00**	**0.00**
025	Inventory items other than steel scrap have been valued considering Note 1. Steel scrap has been valued at estimated realisable value.	0.00	0.00

Locked: 18.05.2020 - 14:13:32
Run on: 14.11.2024 - 11:35:29 Version: 0

Add. General Manager (Commercial)
NTPC LIMITED

NOTE NO. 13 TO THE FS-CA-INVESTMENTS

(Amount in ₹)

	As at	No. of shares	Face value	31.03.2020	31.03.2019
001	CURRENT INVESTMENTS			0.00	0.00
002	(Valuation as per Note 1)			0.00	0.00
003				0.00	0.00
033	Investment in Mutual Funds (Details as under)			0.00	0.00
034	SBI-Magnum Insta Cash Fund-DDR			0.00	0.00
035	SBI Premier Liquid Fund Super-IP-DDR			0.00	0.00
036	SBI-SHF Ultra Short Term Fund-IP-DDR			0.00	0.00
037	UTI Money Market- IP-Direct-Growth			0.00	0.00
038	IDBI-Liquid plan- Direct-Growth			0.00	0.00
039	Canara Robeco Liquid Fund Super-IP-DDR			0.00	0.00
040	Canara Robeco Treasury Advantage Fund Super-IP-DDR			0.00	0.00
041	IDBI Liquid Fund-DDR			0.00	0.00
042	SBI Premier Liquid fund-Direct DDR (Ash Fund)			0.00	0.00
043	UTI Liquid CashPlan - IP - DDR (Ash Funds)			0.00	0.00
044	IDBI Liquid Fund - DDR - (Ash Funds)			0.00	0.00
045				0.00	0.00
046	Sub Total			0.00	0.00
047				0.00	0.00
052	Unquoted Investments			0.00	0.00
054				0.00	0.00
066	TOTAL			0.00	0.00
067				0.00	0.00

Locked: 18.05.2020 - 14:13:31
Run on: 14.11.2024 - 11:35:32 Version: 0

Add. General Manager (Commercial)
NTPC LIMITED

UNCHAHAR SUPER THERMAL POWER STATION

NOTE NO. 14 TO THE FS-CA-TRADE RECEIVABLES **(Amount in ₹)**

	As at	31.03.2020	31.03.2019
001	**TRADE RECEIVABLES (current)***	**0.00**	**0.00**
002		0.00	0.00
003	Secured,Considered Good	0.00	0.00
004	Unsecured , considered good	11,547,602.03	1,960,019.06
005	With significant increase in Credit Risk	0.00	0.00
006	Credit impaired	0.00	0.00
007	**Sub-Total**	**11,547,602.03**	**1,960,019.06**
008	**Total**	**11,547,602.03**	**1,960,019.06**
009	Less: Allowance for credit impaired receivables	0.00	0.00
010	**Total**	**11,547,602.03**	**1,960,019.06**
011		**0.00**	**0.00**
013	* After adjustment for Unbilled Revenue	0.00	0.00
014	Long-term trade receivables	0.00	0.00
015		0.00	0.00
016		**0.00**	**0.00**

Locked: 18.05.2020 - 14:13:32
Run on: 14.11.2024 - 11:35:36 Version: 0

Add. General Manager (Commercial)
NTPC LIMITED

UNCHAHAR SUPER THERMAL POWER STATION

NOTE NO. 15 TO THE FS-CA-CASH AND CASH EQUIVALENTS **(Amount in ₹)**

	As at	31.03.2020	31.03.2019
001	**CASH & BANK BALANCES**	**0.00**	**0.00**
002	**Cash & Cash Equivalents**	**0.00**	**0.00**
003	Balances with Banks	1,837,434.32	3,704,447.25
004	Cheques & Drafts on hand	0.00	0.00
005	Cash on hand	0.00	0.00
006	Others (stamps in hand)	15,213.00	19,236.00
007	Bank deposits with original maturity upto three months	0.00	0.00
008	Balances with RBI	0.00	0.00
009		0.00	0.00
010	**Total**	**1,852,647.32**	**3,723,683.25**

Locked: 18.05.2020 - 14:13:32
Run on: 14.11.2024 - 11:35:39 Version: 0

Add. General Manager (Commercial)
NTPC LIMITED

UNCHAHAR SUPER THERMAL POWER STATION

NOTE NO. 16 TO THE FS-CA-BANK BALANCES OTHER THAN CASH AND CASH EQUIVALENTS (Amount in ₹)

	As at	31.03.2020	31.03.2019
001	**Other Bank Balances**	**0.00**	**0.00**
002	Deposits with original maturity of more than three months but not more than twelve months	0.00	0.00
003	Earmarked balances with banks*	0.00	0.00
004	**SubTotal**	**0.00**	**0.00**
005	Interest accrued on deposits	0.00	0.00
006		0.00	0.00
007	**Total**	**0.00**	**0.00**
008		0.00	0.00
009	**Earmarked balances with banks consist of :**	**0.00**	**0.00**
010	Unpaid dividend account balance	0.00	0.00
011	Towards public deposit repayment reserve	0.00	0.00
012	Towards redemption of bonds due for repayment within one year	0.00	0.00
013	Security with Government/other authorities	0.00	0.00
014	Unpaid refund/interest account balance - Tax free bonds/ Bonus Debentures	0.00	0.00
015	Earmarked for RGGVY/DDUGJY/SAUBHAGYA Fund	0.00	0.00
016	Earmarked for Flyash Utilisation Reserve Fund	0.00	0.00
017	Deposits with original maturity upto three months as per court orders	0.00	0.00
018	Payment Security Scheme of MNRE NSM (NTPC)	0.00	0.00
019	Payment Security Scheme of MNRE NSM (NVVN)	0.00	0.00
020	Enforcement Directorate of Solar Plant(NVVN)	0.00	0.00
021	Bank guarantee Fund of MNRE (NVVN)	0.00	0.00
022	Others	0.00	0.00
023		0.00	0.00
024	**Total**	**0.00**	**0.00**
025		0.00	0.00
026	Bank deposits with original maturity of less than three months- other than earmarked	0.00	0.00
027	Bank deposits with original maturity of more than three months but not more than twelve months- other than earmarked	0.00	0.00
028	Earmarked bank balances (current account)	0.00	0.00

Locked: 18.05.2020 - 14:13:33
Run on: 14.11.2024 - 11:35:42 Version: 0

Add. General Manager (Commercial)
NTPC LIMITED

UNCHAHAR SUPER THERMAL POWER STATION

NOTE NO. 17 TO THE FS-CA-LOANS **(Amount in ₹)**

	As at	31.03.2020	31.03.2019
001	**Current financial assets - Loans**	**0.00**	**0.00**
002	**Loans (current)-including interest accrued**	**0.00**	**0.00**
004	**Related Parties**	**0.00**	**0.00**
005	Secured	0.00	0.00
006	Un-Secured	0.00	0.00
007	With significant increase in Credit Risk	0.00	0.00
008	Credit impaired	0.00	0.00
009		**0.00**	**0.00**
010	**Employees**	**0.00**	**0.00**
011	Secured	17,480,308.31	19,548,962.74
012	Unsecured	59,444,937.30	63,509,830.58
013	With significant increase in Credit Risk	0.00	0.00
014	Credit impaired	0.00	0.00
015	Less : Employee Loans Discounting	0.00	0.00
016	**Loan to State Government in settlement of dues from customers (Unsecured)**	**0.00**	**0.00**
017		0.00	0.00
018	**Others**	**0.00**	**0.00**
019	Secured	0.00	0.00
020	Unsecured	0.00	0.00
021	With significant increase in Credit Risk	0.00	0.00
022	Credit impaired	0.00	0.00
023		**0.00**	**0.00**
024	Less: Allowance for credit impaired loans	0.00	0.00
025	**Total (Loans)**	**76,925,245.61**	**83,058,793.32**
026		**0.00**	**0.00**
027	**Due from Directors and Officers of the Company**	**0.00**	**0.00**
028	Directors	0.00	0.00
029	Officers	0.00	0.00
030		**0.00**	**0.00**
031	**Loans to related parties include:**	**0.00**	**0.00**
032	i)Key management personel	0.00	0.00
033	ii)Subsidiary companies	0.00	0.00
034	KBUNL	0.00	0.00
035	PVUNL	0.00	0.00
036	NVVN	0.00	0.00
037	iii)Joint Venture companies	0.00	0.00
038	iv)others	0.00	0.00
039		0.00	0.00
059	RPD	0.00	0.00
060	i)Key management personel	0.00	0.00
061	ii)Subsidiary companies	0.00	0.00
062	iii)Joint Venture companies	0.00	0.00
063	iv)Others	0.00	0.00
064		0.00	0.00
065	**Total**	**0.00**	**0.00**

Locked: 18.05.2020 - 14:13:34

Run on: 14.11.2024 - 11:35:46 Version: 0

Add. General Manager (Commercial)

411

UNCHAHAR SUPER THERMAL POWER STATION

NOTE NO. 18 TO THE FS-CA-OTHER FINANCIAL ASSETS **(Amount in ₹)**

	As at	31.03.2020	31.03.2019
001	**Other Financial Assets (current)**	**0.00**	**0.00**
002		0.00	0.00
003	**ADVANCES**	**0.00**	**0.00**
004		**0.00**	**0.00**
005	**Related Parties**	**0.00**	**0.00**
006	Secured	0.00	0.00
007	Un-Secured	-13,030,896.18	-5,995,463.49
008	Considered doubtful	0.00	0.00
009		**0.00**	**0.00**
010	**Employees**	**0.00**	**0.00**
012	Unsecured	3,476,186.13	4,696,101.33
013	Considered Doubtful	0.00	0.00
014		**0.00**	**0.00**
020	**Others**	**0.00**	**0.00**
021	Secured	0.00	0.00
022	Unsecured	0.00	0.00
023	Considered Doubtful	0.00	0.00
024		**0.00**	**0.00**
025	Less: Allowance for bad & doubtful advances	0.00	0.00
026		**0.00**	**0.00**
033	**Total (Advances)**	**-9,554,710.05**	**-1,299,362.16**
044		**0.00**	**0.00**
045	**Claims Recoverable**	**0.00**	**0.00**
046	Secured	0.00	0.00
047	Unsecured, considered good	1,130,345.34	1,413,764.41
048	Considered Doubtful	0.00	0.00
049	Less:- Allowance for doubtful claims	0.00	0.00
050	Others-Claims Recoverable	0.00	0.00
051		**0.00**	**0.00**
052	Unbilled Revenue	0.00	0.00
053	Hedging cost recoverable from beneficiaries	0.00	0.00
054	Derivative MTM Asset	0.00	0.00
055	Finance Lease Receivable	0.00	0.00
056	Mine Closure Deposit	0.00	0.00
057	Others*	0.00	17,961,283.00
058	Receivable from MCP Escrow A/c	0.00	0.00
059	**Total**	**-8,424,364.71**	**18,075,685.25**
060		0.00	0.00
062	* Other include amount recoverable from contractors and other parties towards hire charges, rent/electricity etc.	0.00	0.00
063		0.00	0.00
067		**0.00**	**0.00**
068	**Advances to related parties include:**	**0.00**	**0.00**
069	i)Key management personel	0.00	0.00
070	ii)Subsidiary companies	0.00	0.00
071	iii)Joint Venture companies	0.00	0.00

Locked: 18.05.2020 - 14:13:34

Run on: 14.11.2024 - 11:35:49 Version: 0

Add. General Manager (Commercial)
NTPC LIMITED

UNCHAHAR SUPER THERMAL POWER STATION

NOTE NO. 18 TO THE FS-CA-OTHER FINANCIAL ASSETS **(Amount in ₹)**

	As at	31.03.2020	31.03.2019
072	iv)Contractors	0.00	0.00
073	v)Others	0.00	0.00
074		**0.00**	**0.00**
075	Advances include amount due from the following Private Companies in which Directors of the Company are also Directors in such Companies	0.00	0.00
076		**0.00**	**0.00**
077		0.00	0.00
078	NTPC GE Power Services Pvt.Ltd.	0.00	0.00
079	Ratnagiri Gas & Power Private Ltd.	0.00	0.00
080	Aravali Power Company Private Ltd.	0.00	0.00
081	NTPC-SCCL Global Ventures Private Ltd.	0.00	0.00
082	NTPC BHEL Power Projects Private Ltd.	0.00	0.00
083	Meja Urja Nigam Private Limited	0.00	0.00
084	Nabinagar Power Generating Company Ltd.	0.00	0.00
085	National High Power Test Labortory Private Ltd.	0.00	0.00
086	International Coal Ventures Private Ltd.	0.00	0.00
087	CIL NTPC Urja Private Ltd.	0.00	0.00
089	Bangladesh-India Friendship Power Co. Pvt.Ltd.	0.00	0.00
090		**0.00**	**0.00**
091	Related Party (Adv)- Employee	0.00	0.00
092	Related Party (Adv)- Subsidiaries	0.00	0.00
093	Related Party (Adv)- Joint Ventures	0.00	0.00
094	Related Party (Adv)- Contractors	0.00	0.00
095	Related Party (Adv)- Others	-13,030,896.18	-5,995,463.49
096	**Total**	**-13,030,896.18**	**-5,995,463.49**

Locked: 18.05.2020 - 14:13:34
Run on: 14.11.2024 - 11:35:49 Version: 0

Add. General Manager (Commercial)
NTPC LIMITED

UNCHAHAR SUPER THERMAL POWER STATION

NOTE NO. 19 TO THE FS-CA-OTHER CURRENT ASSETS **(Amount in ₹)**

	As at	31.03.2020	31.03.2019
001	**OTHER CURRENT ASSETS**	**0.00**	**0.00**
002	Security Deposits (Unsecured)	0.00	0.00
003	Deposit with Customs, port trust & others*	16,772,464.00	16,772,464.00
004	**ADVANCES**	**0.00**	**0.00**
005		**0.00**	**0.00**
006	**Related Parties**	**0.00**	**0.00**
007	Secured	0.00	0.00
008	Un-Secured	109,004,907.55	244,238,025.44
009	Considered doubtful	0.00	0.00
010		**0.00**	**0.00**
011	**Employees(including imprest)**	**0.00**	**0.00**
012	Secured	0.00	0.00
013	Unsecured	-209,953.92	188,449.00
014	Considered Doubtful	0.00	0.00
015		**0.00**	**0.00**
016	**Contractors & Suppliers**	**0.00**	**0.00**
017	Secured	0.00	0.00
018	Unsecured	620,689,702.72	416,577,208.58
019	Considered Doubtful	0.00	0.00
020		0.00	0.00
021	**Others****	**0.00**	**0.00**
022	Secured	0.00	0.00
023	Unsecured	3,699,873.00	31,811,825.73
024	Considered Doubtful	0.00	0.00
025		**0.00**	**0.00**
026	Less: Allowance for bad & doubtful advances	0.00	0.00
027	Deferred Payroll Expenses (Secured)	2,826,572.64	3,019,692.72
028	Deferred Payroll Expenses (Unsecured)	4,339,636.55	5,140,261.87
029	**Sub-total**	**7,166,209.19**	**8,159,954.59**
030	**Interest accrued on :**	**0.00**	**0.00**
031	Advances to contractors	0.00	0.00
032		**0.00**	**0.00**
033	**Claims Recoverable**	**0.00**	**0.00**
034	Secured	0.00	0.00
035	Unsecured, considered good	4,400,896,019.99	3,180,518,003.77
036	Considered Doubtful	0.00	0.00
037	Less:- Allowance for doubtful claims	0.00	0.00
038		**0.00**	**0.00**
039	Deferred premium on forward exchange contract/ Option Assets	0.00	0.00
041	Assets Held for Disposal	2,894,715.05	2,894,715.05
042	Others	1,741,165.77	1,506,864.00
043		0.00	0.00
044	**Total (Other Current Assets)**	**5,162,655,103.35**	**3,902,667,510.16**
045	**Include Prepaid Expenses	3,699,873.00	31,811,825.73
046	*Includes sales tax/Entry tax/VAT deposited under protest with Sales Tax Authorities	0.00	1,381,231.00

Locked: 18.05.2020 - 14:13:35

Run on: 14.11.2024 - 11:35:53 Version: 0

Add. General Manager (Commercial)

NTPC LIMITED

UNCHAHAR SUPER THERMAL POWER STATION

NOTE NO. 19 TO THE FS-CA-OTHER CURRENT ASSETS **(Amount in ₹)**

	As at	31.03.2020	31.03.2019
047	*Includes deposited with courts	0.00	0.00
048	*Includes deposited with LIC for annuity payments	0.00	0.00
049	* Includes deposits with WRD / against BG in r/o finance lease	0.00	0.00
050	Other include amount recoverable from contractors and other parties towards hire charges, rent/electricity etc.	0.00	0.00
052	**Advances to related parties include:**	**0.00**	**0.00**
053	i)Key management personel	0.00	0.00
054	ii)Subsidiary companies	0.00	0.00
055	iii)Joint Venture companies	0.00	0.00
056	Contractors	0.00	0.00
057	Others	0.00	0.00
058		0.00	0.00
059	Advances include amount due from the following Private Companies in which Directors of the Company are also Directors in such Companies	0.00	0.00
060		**0.00**	**0.00**
061		0.00	0.00
062	Related Party (Adv)- Employee	0.00	0.00
063	Related Party (Adv)- Subsidiaries	0.00	0.00
064	Related Party (Adv)- Joint Venture	13,263,622.00	13,263,622.00
065	Related Party (Adv)- Contractors	95,144,468.44	230,974,403.44
066	Related Party (Adv)- Others	596,817.11	0.00
067	**Total**	**109,004,907.55**	**244,238,025.44**
068		0.00	0.00

Locked: 18.05.2020 - 14:13:35
Run on: 14.11.2024 - 11:35:53 Version: 0

Add. General Manager (Commercial)
NTPC LIMITED

UNCHAHAR SUPER THERMAL POWER STATION

NOTE NO. 20 TO THE FS--REGULATORY DEFERRAL ACCOUNT DEBIT BALANCES **(Amount in ₹)**

	As at	31.03.2020	31.03.2019
001	On account of Exchange Differences	276,257,508.74	110,215,479.85
002	On account of employee benefit exp	392,897,237.00	392,897,237.00
003	Regulatory deferred account - deferred	0.00	0.00
004	Deferred asset for ash transportation	1,684,999,465.35	936,356,706.63
005		0.00	0.00
006	**Total**	**2,354,154,211.09**	**1,439,469,423.48**

Locked: 18.05.2020 - 14:13:33
Run on: 14.11.2024 - 11:36:01 Version: 0

Addl. General Manager (Commercial)
NTPC LIMITED

UNCHAHAR SUPER THERMAL POWER STATION

NOTE NO. 21 TO THE FS-EQUITY-EQUITY SHARE CAPITAL **(Amount in ₹)**

	As at	31.03.2020	31.03.2019
001	**SHARE CAPITAL**	**0.00**	**0.00**
002	**Equity Share Capital**	**0.00**	**0.00**
003	**Authorised**	**0.00**	**0.00**
004	10,000,000,000 equity shares of Rs.10/- each (Previous year 10,000,000,000 eq shares of Rs.10/- each)	0.00	0.00
005	**Issued,Subscribed and fully Paid-up**	**0.00**	**0.00**
006	9,894,557,280 equity shares of Rs.10/- (Pv. Year 9,894,557,280 equity shares of Rs.10/- each)	0.00	0.00
007		**0.00**	**0.00**
008	**Total**	**0.00**	**0.00**
009	During FY 2018-19, the company has issued 1,649,092,880 equity shares of Rs.10/- each as fully paid bonus shares	0.00	0.00
010	The holders of the equity shares are entitled to receive dividends as declared from time to time, and are entitled to one vote per share at meetings of the company.	0.00	0.00
011	Details of shareholders holding more than 5% shares in the company	0.00	0.00
012	- President of India	0.00	0.00
013	No. of Shares	0.00	0.00
014	% of holding	0.00	0.00
015	- Life Insurance Corporation of India/ICICI Prudential Mutual Fund	0.00	0.00
016	No. of Shares	0.00	0.00
017	% of holding	0.00	0.00

Locked: 18.05.2020 - 14:13:25
Run on: 14.11.2024 - 11:36:04 Version: 0

Add. General Manager (Commercial)
NTPC LIMITED

UNCHAHAR SUPER THERMAL POWER STATION

NOTE NO. 22 TO THE FS-EQUITY-OTHER EQUITY **(Amount in ₹)**

	As at	31.03.2020	31.03.2019
001	RESERVE AND SURPLUS	0.00	0.00
002		**0.00**	**0.00**
003	**Capital Reserve**	**0.00**	**0.00**
004	As per last financial statements	0.00	0.00
006	Add : Grants received during the year	0.00	0.00
007	Add: Transfer from Surplus	0.00	0.00
008	Less: Write back during the year/period	0.00	0.00
009	Less: Adjustments during the year/period	0.00	0.00
010	**Sub-Total**	**0.00**	**0.00**
011	**Securities Premium Account**	**0.00**	**0.00**
012	As per last financial statements	0.00	0.00
013	Add: Additions during the year/period	0.00	0.00
014	Less: Adjustments during the year/period	0.00	0.00
015	**Sub-Total**	**0.00**	**0.00**
016	**Bonds Redemption Reserve**	**0.00**	**0.00**
017	As per last financial statements	0.00	0.00
018	Add: Transfer from Surplus	0.00	0.00
019	Less: Transfer to surplus on redemption	0.00	0.00
020	Less: Adjustments during the year/ period	0.00	0.00
021	**Sub-Total**	**0.00**	**0.00**
022	**Share Application money Allotment**	**0.00**	**0.00**
023	As per last financial statements	0.00	0.00
024	Add: Addition during the year	0.00	0.00
025	Less: Utlised for allotment during the year	0.00	0.00
026	Less: Adjustments during the year/ period	0.00	0.00
027	**Sub-Total**	**0.00**	**0.00**
028	**Fly-ash utilisation reserve Fund**	**0.00**	**0.00**
029	As per last financial statements	0.00	572,615,675.75
030	Transferred to CC	0.00	-129,633,333.87
031	Add:Transfer from revenue from operations	143,998,939.90	166,310,972.81
032	Add:Transfer from other income	0.00	0.00
033	Less: Utilised during the year	0.00	0.00
034	Tangible assets	0.00	0.00
035	Employee benefit expenses	0.00	-8,081,091.29
036	Generation,admn. and other expenses	-143,998,939.90	-601,212,223.40
037	Tax Expenses	0.00	0.00
038	**Sub-Total**	**0.00**	**0.00**
039	**Corporate social responsibility (CSR) reserve**	**0.00**	**0.00**
040	As per last financial statements	0.00	0.00
041	Add : Transfer from surplus	0.00	0.00
042	Less:-Write back during the year	0.00	0.00
043	**Sub-Total**	**0.00**	**0.00**
044	**General Reserve**	**0.00**	**0.00**
045	As per last financial statements	0.00	0.00
046	Add: Transfer from Surplus	0.00	0.00
047	Less: Transfer to Surplus	0.00	0.00

Locked: 18.05.2020 - 14:13:25

Run on: 14.11.2024 - 11:36:07 Version: 0

Add. General Manager (Commercial)
NTPC LIMITED

UNCHAHAR SUPER THERMAL POWER STATION

NOTE NO. 22 TO THE FS-EQUITY-OTHER EQUITY **(Amount in ₹)**

	As at	31.03.2020	31.03.2019
048	Less: Write back during the year /period	0.00	0.00
049	Less: Adjustments during the year /period	0.00	0.00
050	**Sub-Total**	**0.00**	**0.00**
051		**0.00**	**0.00**
052	**Retained earnings**	**0.00**	**0.00**
053	As per last financial statements	63,364,136,337.13	62,161,694,701.39
054	Add(Less):-Changes in accounting policy / prior period errors	0.00	0.00
055	Add(Less):-Profit (Loss) after tax for the year from Statement of Profit & Loss	7,743,485,607.86	1,202,441,635.74
056		0.00	0.00
057	Add: Write back from Bond Redemption Reserve	0.00	0.00
058	Add: Write back from Capital Reserve	0.00	0.00
059	Add: Write back from Foreign Project Reserve	0.00	0.00
060	Add: Write back from CSR Reserve	0.00	0.00
061	Add: Write back from General Reserve	0.00	0.00
062	Less: Transfer to Bonds Redemption Reserve	0.00	0.00
063	Less: Transfer to Foreign Project Reserve	0.00	0.00
064	Less:Transfer to Capital Reserve	0.00	0.00
065	Less:Transfer to CSR Reserve	0.00	0.00
066	Less:Transfer to General Reserve	0.00	0.00
067	Less:Interim Dividend Paid	0.00	0.00
068	Less:Tax on Interim Dividend Paid	0.00	0.00
069	Less:Final Dividend Paid	0.00	0.00
070	Less:Tax on Final Dividend Paid	0.00	0.00
071	Less: Issue of bonus debenture	0.00	0.00
072	Less: Tax on issue of bonus debenture	0.00	0.00
073	**Sub-Total**	**71,107,621,944.99**	**63,364,136,337.13**
074		0.00	0.00
075	**Remeasurement of defined benefit plans**	**0.00**	**0.00**
076	As per last financial statements	-132,040,679.40	-125,136,357.15
077	Add/(Less) - Actuarial Gains/loss through OCI	-71,011,564.81	-6,904,322.25
078	**Sub-Total**	**-203,052,244.21**	**-132,040,679.40**
080		0.00	0.00
081	**FVTOCI Reserve**	**0.00**	**0.00**
082	As per last financial statements	0.00	0.00
083	Add(Less):-Net gain/loss of equity instruments through OCI	0.00	0.00
084	**Sub-Total**	**0.00**	**0.00**
085		**0.00**	**0.00**
086	**Total Other equity**	**70,904,569,700.78**	**63,232,095,657.73**

Add. General Manager (Commercial)
NTPC LIMITED

UNCHAHAR SUPER THERMAL POWER STATION

NOTE NO. 23 TO THE FS-NCL-BORROWINGS **(Amount in ₹)**

	As at	31.03.2020	31.03.2019
001	**LONG TERM BORROWINGS**	**0.00**	**0.00**
002	**Bonds**	**0.00**	**0.00**
003	**Secured**	**0.00**	**0.00**
004	7.37 % Tax free secured non-cumulative non-convertible redeemable bonds-2015 of Rs. 1,000/- each redeemable at par in full on 5th October 2035 (Fifty Sixth Issue - Public Issue - Series 3A).	0.00	0.00
005	7.62 % Tax free secured non-cumulative non-convertible redeemable bonds-2015 of Rs. 1,000/- each redeemable at par in full on 5th October 2035 (Fifty Sixth Issue - Public Issue - Series 3 B).	0.00	0.00
006	8.61% Tax free secured non-cumulative non-convertible redeemable bonds of ₹ 10,00,000/- each redeemable at par in full on 4th March 2034 (Fifty First Issue C - Private Placement)	0.00	0.00
007	8.66% Tax free secured non-cumulative non-convertible redeemable bonds - 2013 of ₹ 1000/- each redeemable at par in full on 16th December 2033 (Fiftieth Issue - Public Issue - Series 3A)	0.00	0.00
008	8.91% Tax free secured non-cumulative non-convertible redeemable bonds - 2013 of ₹ 1000/- each redeemable at par in full on 16th December 2033 (Fiftieth Issue - Public Issue - Series 3B)	0.00	0.00
009	7.37% Secured non-cumulative non-convertible redeemable taxable bonds of Rs. 10,00,000/- each redeemable at par in full on 14th December 2031 (Sixty Sixth Issue - Private Placement)	0.00	0.00
010	7.49% Secured non-cumulative non-convertible redeemable taxable bonds of Rs. 10,00,000/- each redeemable at par in full on 7th November 2031 (Sixty Fourth Issue - Private Placement)	0.00	0.00
011	7.28 % Tax free secured non-cumulative non-convertible redeemable bonds-2015 of Rs. 1,000/- each redeemable at par in full on 5th October 2030 (Fifty Sixth Issue - Public Issue - Series	0.00	0.00

Locked: 18.05.2020 - 14:13:27

Run on: 14.11.2024 - 11:36:11 Version: 0

Add. General Manager (Commercial)
NTPC LIMITED

NOTE NO. 23 TO THE FS-NCL-BORROWINGS (Amount in ₹)

	As at	31.03.2020	31.03.2019
	2A)		
012	7.53 % Tax free secured non-cumulative non-convertible redeemable bonds-2015 of Rs. 1,000/- each redeemable at par in full on 5th October 2030 (Fifty Sixth Issue - Public Issue - Series 2 B).	0.00	0.00
013	7.93% Secured non-cumulative non-convertible redeemable taxable bonds of ` 10,00,000/- each redeemable at par in full on 03 May 2022 (68th Issue - Private Placement)	0.00	0.00
014	8.63% Tax free secured non-cumulative non-convertible redeemable bonds of ₹ 10,00,000/- each redeemable at par in full on 4th March 2029 (Fifty First Issue B - Private Placement)	0.00	0.00
015	8.30% Secured non-cumulative non-convertible redeemable taxable bonds of Rs 10,00,000/- each redeemable at par in full on 15 January 2029 (Sixty Seventh Issue - Private Placement)	0.00	0.00
016	8.48% Tax free secured non-cumulative non-convertible redeemable bonds - 2013 of ₹ 1000/- each redeemable at par in full on 16th December 2028 (Fiftieth Issue - Public Issue - Series 2A)	0.00	0.00
017	8.73% Tax free secured non-cumulative non-convertible redeemable bonds - 2013 of ₹ 1000/- each redeemable at par in full on 16th December 2028 (Fiftieth Issue - Public Issue - Series 2B)	0.00	0.00
018	7.47% Secured non-cumulative non-convertible redeemable taxable bonds of Rs. 10,00,000/- each redeemable at par in full on 16th September 2026 (Sixty Third Issue - Private Placement)	0.00	0.00
019	7.58% Secured non-cumulative non-convertible redeemable taxable bonds of Rs. 10,00,000/- each redeemable at par in full on 23rd August 2026 (Sixty Second Issue - Private Placement)	0.00	0.00

Locked: 18.05.2020 - 14:13:27
Run on: 14.11.2024 - 11:36:11 Version: 0

Add. General Manager (Commercial)
NTPC LIMITED

NOTE NO. 23 TO THE FS-NCL-BORROWINGS (Amount in ₹)

	As at	31.03.2020	31.03.2019
020	8.05% Secured non-cumulative non-convertible redeemable taxable bonds of Rs. 10,00,000/- each redeemable at par in full on 5th May 2026 (Sixtieth Issue - Private Placement)	0.00	0.00
021	8.19% Secured non-cumulative non-convertible redeemable taxable bonds of Rs. 10,00,000/- each redeemable at par in full on 15th December 2025 (Fifty Seventh Issue - Private Placement)	0.00	0.00
022	7.11 % Tax free secured non-cumulative non-convertible redeemable bonds-2015 of Rs. 1,000/- each redeemable at par in full on 5th October 2025 (Fifty Sixth Issue - Public Issue - Series 1A).	0.00	0.00
023	7.36 % Tax free secured non-cumulative non-convertible redeemable bonds-2015 of Rs. 1,000/- each redeemable at par in full on 5th October 2025 (Fifty Sixth Issue - Public Issue - Series 1 B).	0.00	0.00
024	7.15% Tax free secured non-cumulative non-convertible redeemable bonds - 2015 of Rs. 10,00,000/- each redeemable at par in full on 21st August 2025 (Fifty Fifth Issue - Private Placement)	0.00	0.00
025	9.17% Secured non-cumulative non-convertible redeemable taxable bonds of ₹ 10,00,000/- each redeemable at par in full on 22nd September 2024 (53rd Issue - private placement).	0.00	0.00
026	9.34% Secured non-cumulative non-convertible redeemable taxable bonds of ₹10,00,000/- each redeemable at par in full on 24th March 2024 (Fifty Second Issue - private placement)	0.00	0.00
027	8.19% Tax free secured non-cumulative non-convertible redeemable bonds - 2013 of ₹ 10,00,000/- each redeemable at par in full on 4th March 2024 (Fifty First Issue A - Private Placement)	0.00	0.00

Add. General Manager (Commercial)
NTPC LIMITED

NOTE NO. 23 TO THE FS-NCL-BORROWINGS (Amount in ₹)

	As at	31.03.2020	31.03.2019
028	8.41% Tax free secured non-cumulative non-convertible redeemable bonds - 2013 of ₹ 1000/- each redeemable at par in full on 16th December 2023 (Fiftieth Issue - Public Issue - Series 1A)	0.00	0.00
029	8.66% Tax free secured non-cumulative non-convertible redeemable bonds - 2013 of ₹ 1000/- each redeemable at par in full on 16th December 2023 (Fiftieth Issue - Public Issue - Series 1B)	0.00	0.00
030	9.25% Secured non-cumulative non-convertible redeemable taxable bonds of ₹10,00,000/- each with five equal separately transferable redeemable principal parts (STRPP) redeemable at par at the end of 11th year and in annual installments thereafter upto the end of 15th year respectively commencing from 4th May 2023 and ending on 4th May 2027 (Forty fourth issue - private placement)VII	0.00	0.00
031	8.48% Secured non-cumulative non-nonvertible redeemable taxable bonds of ₹ 10,00,000/- each redeemable at par in full on 1st May 2023 (Seventeenth Issue - private placement)I	0.00	0.00
032	8.80% Secured non-cumulative non-convertible redeemable taxable bonds of ₹10,00,000/- each redeemable at par in full on 4th April 2023 (Forty ninth Issue -private placement	0.00	0.00
033	8.49% Secured non-cumulative non-convertible redeemable taxable fully paid-up bonus debentures of Rs. 12.50 each redeemable at par in three annual installments of Rs. 2.50, Rs. 5.00 and Rs. 5.00 at the end of 8th year, 9th year and 10th year on 25th March 2023, 25th March 2024 and 25th March 2025 respectively (Fifty Fourth Issue -Bonus Debentures)X - (refer Note 5 d)	0.00	0.00
034	8.73% Secured non-cumulative non-convertible redeemable taxable bonds of	0.00	0.00

Locked: 18.05.2020 - 14:13:27
Run on: 14.11.2024 - 11:36:11 Version: 0

Add. General Manager (Commercial)
NTPC LIMITED

	As at	31.03.2020	31.03.2019
	₹ 10,00,000/- each redeemable at par in full on 07th March 2023 (Forty eighth issue - private placement)		
035	9.00% Secured non-cumulative non-convertible redeemable taxable bonds of ₹ 10,00,000/- each with five equal separately transferable redeemable principal parts (STRPP) redeemable at par at the end of 11th year and in annual installments thereafter upto the end of 15th year respectively commencing from 25th January 2023 and ending on 25th January 2027 (Forty second issue- private placement)III	0.00	0.00
036	8.84% Secured non-cumulative non-convertible redeemable taxable bonds of ₹10,00,000/- each redeemable at par in full on 4th October 2022 (Forty seventh issue- private placement)VII	0.00	0.00
037	7.32% Secured non-cumulative non-convertible redeemable taxable bonds of Rs 10,00,000/- each redeemable at par in full on 17 July 2029 (Sixty Ninth Issue - Private Placement)	0.00	0.00
038	6.72% Secured non-cumulative non-convertible redeemable taxable bonds of Rs. 10,00,000/- each redeemable at par in full on 24th November 2021 (Sixty Fifth Issue - Private Placement)	0.00	0.00
039	8.10% Secured Non-Cumulative Non-Convertible Redeemable Taxable Bonds of Rs. 30,00,000/- each redeemable at par in three equal separately transferable redeemable principal parts (STRPP) at the end of 5th year, 10th year & 15th year on 27th May 2021, 27th May 2026 and 27th May 2031 respectively (Sixty First Issue- Private Placement)	0.00	0.00
040	8.33% Secured non-cumulative non-convertible redeemable taxable bonds of Rs.10,00,000/- each redeemable at par in full on 24th February 2021	0.00	0.00

	As at	31.03.2020	31.03.2019
	(Fifty Ninth Issue - Private Placement).		
042	8.93% Secured non-cumulative non-convertible redeemable taxable bonds of ₹ 10,00,000/- each redeemable at par in full on 19th January 2021 Thirty seventh issue - private placement)III	0.00	0.00
043	8.18% Secured non-cumulative non-convertible redeemable taxable bonds of Rs.10,00,000/- each redeemable at par in full on 31st December 2020 (Fifty Eight Issue - Private Placement).	0.00	0.00
044	8.73 % Secured non-cumulative non-convertible redeemable taxable bonds of ₹ 10,00,000/- each redeemable at par in full on 31st March 2020 (Thirty third issue- private placement)III	0.00	0.00
045	8.78 % Secured non-cumulative non-convertible redeemable taxable bonds of ₹ 10,00,000/- each redeemable at par in full on 9th March 2020 (Thirty first issue- private placement)III	0.00	0.00
046	11.25% Secured non-cumulative non-convertible redeemable taxable bonds of ₹ 10,00,000/- each redeemable at par in five equal annual installments commencing from 6th Nov 2019 and ending on 6th Nov 2023 (Twenty seventh issue - private placement)III	0.00	0.00
047	7.89% Secured non-cumulative non-convertible redeemable taxable bonds of ₹ 10,00,000/- each redeemable at par in full on 5th May 2019 (Thirtieth issue - private placement)III	0.00	0.00
048	8.65% Secured non-cumulative non-convertible redeemable taxable bonds of ₹10,00,000/- each redeemable at par in full on 4th February 2019 (Twenty ninth issue - private placement)III	0.00	0.00
049	7.50% Secured non-cumulative non-convertible redeemable taxable bonds of ₹ 10,00,000/- each redeemable at par in full	0.00	0.00

	As at	31.03.2020	31.03.2019
	on 12th January 2019 (Nineteenth issue - private placement)II		
050	11% Secured non-cumulative non-convertible redeemable taxable bonds of ₹ 10,00,000/- each redeemable at par in full on 21st November 2018 (Twenty eighth issue - private placement)III	0.00	0.00
051	9.3473% Secured non-cumulative non-convertible redeemable taxable bonds of ₹15,00,000/- each with fifteen equal separately transferable redeemable principal parts (STRPP) redeemable at par at the end of 6th year and in annual installments thereafter upto the end of 20th year respectively commencing from 20th July 2018 and ending on 20th July 2032 (Forty sixth issue - private placement)VII	0.00	0.00
052	9.4376% Secured non-cumulative non-convertible redeemable taxable bonds of ₹ 15,00,000/- each with fifteen equal separately transferable redeemable principal parts (STRPP) redeemable at par at the end of 6th year and in annual installments thereafter upto the end of 20th year respectively commencing from 16th May 2018 and ending on 16th May 2032 (Forty fifth issue - private placement)VII	0.00	0.00
053	8.00% Secured non-cumulative non-convertible redeemable taxable bonds of ₹ 10,00,000/- each redeemable at par in full on 10th April 2018 (Sixteenth issue -private placement)I	0.00	0.00
054	9.2573% Secured non-cumulative non-convertible redeemable taxable bonds of ₹ 15,00,000/- each with fifteen equal separately transferable redeemable principal parts (STRPP) redeemable at par at the end of 6th year and in annual installments thereafter upto the end of 20th year respectively commencing from 2nd March 2018 and ending on 2nd March 2032 (Forty third issue - private placement)III	0.00	0.00
055	9.6713% Secured non-cumulative non-convertible redeemable taxable bonds	0.00	0.00

Add. General Manager (Commercial)
NTPC LIMITED

	As at	31.03.2020	31.03.2019
	of ₹ 15,00,000/- each with fifteen equal separately transferable redeemable principal parts (STRPP) redeemable at par at the end of 6th year and in annual installments thereafter upto the end of 20th year respectively commencing from 23rd December 2017 and ending on 23rd December 2031 (Forty first issue - private placement)III		
056	9.558% Secured non-cumulative non-convertible redeemable taxable bonds of ₹ 15,00,000/- each with fifteen equal separately transferable redeemable principal parts (STRPP) redeemable at par at the end of 6th year and in annual installments thereafter upto the end of 20th year respectively commencing from 29th July 2017 and ending on 29th July 2031(Fourtieth issue-private placement)III	0.00	0.00
057	9.3896% Secured non-cumulative non-convertible redeemable taxable bonds of ₹ 15,00,000/- each with fifteen equal separately transferable redeemable principal parts (STRPP) redeemable at par at the end of 6th year and in annual installments thereafter upto the end of 20th year respectively commencing from 9th June 2017 and ending on 9th June 2031(Thirty ninth issue-private placement)III	0.00	0.00
058	9.17% Secured non-cumulative non-convertible redeemable taxable bonds of ₹ 15,00,000/- each with fifteen equal separately transferable redeemable principal parts (STRPP) redeemable at par at the end of 6th year and in annual installments thereafter upto the end of 20th year respectively commencing from 22nd March 2017 and ending on 22nd March 2031(Thirty eighth issue-private placement)III	0.00	0.00
059	8.8086% Secured non-cumulative non-convertible redeemable taxable bonds of ₹ 15,00,000/- each with fifteen equal separately transferable redeemable principal parts (STRPP) redeemable at par at the end of 6th	0.00	0.00

Locked: 18.05.2020 - 14:13:27
Run on: 14.11.2024 - 11:36:11 Version: 0

Add. General Manager (Commercial)
NTPC LIMITED

	As at	31.03.2020	31.03.2019
	year and in annual installments thereafter upto the end of 20th year respectively commencing from 15th December 2016 and ending on 15th December 2030 (Thirty sixth issue - private placement)III		
060	8.785% Secured non-cumulative non-convertible redeemable taxable bonds of ₹ 15,00,000/- each with fifteen equal separately transferable redeemable principal parts (STRPP) redeemable at par at the end of 6th year and in annual installments thereafter upto the end of 20th year respectively commencing from 15th September 2016 and ending on 15th September 2030 (Thirty fifth issue - private placement)III	0.00	0.00
061	8.71% Secured non-cumulative non-convertible redeemable taxable bonds of ₹ 15,00,000/- each with fifteen equal separately transferable redeemable principal parts (STRPP) redeemable at par at the end of 6th year and in annual installments thereafter upto the end of 20th year respectively commencing from 10th June 2016 and ending on 10th June 2030 (Thirty fourth issue - private placement)III	0.00	0.00
062	8.8493% Secured non-cumulative non-convertible redeemable taxable bonds of ₹ 15,00,000/- each with fifteen equal separately transferable redeemable principal parts (STRPP) redeemable at par at the end of 6th year and in annual installments thereafter upto the end of 20th year respectively commencing from 25th March 2016 and ending on 25th March 2030 (Thirty second issue - private placement)III	0.00	0.00
063	9.37% Secured non-cumulative non-convertible redeemable taxable bonds of ₹ 70,00,000/- each with fourteen separately transferable redeemable principal parts (STRPP) redeemable at par semi-annually commencing from 4th June 2012 and ending on 4th December 2018 (Twenty fifth issue -	0.00	0.00

	As at	31.03.2020	31.03.2019
	private placement)III		
065	9.06% Secured non-cumulative non-convertible redeemable taxable bonds of ₹ 70,00,000/- each with fourteen separately transferable redeemable principal parts (STRPP) redeemable at par semi-annually commencing from 4th June 2012 and ending on 4th December 2018 (Twenty sixth issue - private placement)III	0.00	0.00
066	8.6077% Secured non-cumulative non-convertible redeemable taxable bonds of ₹ 20,00,000/- each with twenty equal separately transferable redeemable principal parts (STRPP) redeemable at par semi-annually commencing from 9th September 2011 and ending on 9th March 2021 (Twenty fourth issue - private placement)IV	0.00	0.00
067	8.3796% Secured non-cumulative non-convertible redeemable taxable bonds of ₹ 20,00,000/- each with twenty equal separately transferable redeemable principal parts (STRPP) redeemable at par semi-annually commencing from 5th August 2011 and ending on 5th February 2021 (Twenty third issue - private placement)IV	0.00	0.00
068	8.1771% Secured non-cumulative non-convertible redeemable taxable bonds of ₹ 20,00,000/- each with twenty equal separately transferable redeemable principal parts (STRPP) redeemable at par semi-annually commencing from 2nd July 2011 and ending on 2nd January 2021 (Twenty second issue - private placement)IV	0.00	0.00
069	7.7125% Secured non-cumulative non-convertible redeemable taxable bonds of ₹ 20,00,000/- each with twenty equal separately transferable redeemable principal parts (STRPP) redeemable at par semi-annually commencing from 2nd August 2010 and ending on 2nd February 2020 (Twenty first issue - private placement)V	0.00	0.00
070	7.552% Secured non-cumulative non-convertible redeemable taxable bonds	0.00	0.00

Add. General Manager (Commercial)
NTPC LIMITED

	As at	31.03.2020	31.03.2019
	of ₹ 20,00,000/- each with twenty equal separately transferable redeemable principal parts (STRPP) redeemable at par semi-annually commencing from 23rd September 2009 and ending on 23rd March 2019 (Twentieth issue - private placement)VI		
071	9.55% Secured non-cumulative non-convertible taxable redeemable bonds of ₹ 10,00,000/- each with ten equal separately transferable redeemable principal parts (STRPP) redeemable at par at the end of the 6th year and in annual installments thereafter upto the end of 15th year respectively from 30th April 2002 (Thirteenth issue - Part B - private placement)VIII	0.00	0.00
072	9.55% Secured non-cumulative non-convertible taxable redeemable bonds of ₹ 10,00,000/- each redeemable at par in ten equal annual installments commencing from the end of 6th year and upto the end of 15th year respectively from 18th April 2002 (Thirteenth issue -Part A - private placement)VIII	0.00	0.00
074		0.00	0.00
075		0.00	0.00
081		0.00	0.00
082	**Sub Total**	**0.00**	**0.00**
083	**Foreign Currency Notes-Unsecured**	**0.00**	**0.00**
084	4.50% Fixed Rate Notes Due for repayment on 19th March 2028	0.00	0.00
085	2.75% Fixed rate notes due for repayment on 1st February 2027	0.00	0.00
086	4.25 % Fixed rate notes due for repayment on 26th February 2026	0.00	0.00
087	4.375% Fixed Rate Note due for repayment on 26th November 2024	0.00	0.00
088	4.75 % Fixed Rate Notes due for repayment on 3rd Oct 2022	0.00	0.00
089	7.25 % Fixed green global INR denominated bonds due on 3 May 2022	0.00	0.00
090	7.375 % Fixed green global INR denominated bonds due on 10 August 2021	0.00	0.00
091	5.625% Fixed Rate Notes due for repayment on 14th July 2021	0.00	0.00

Add. General Manager (Commercial)
NTPC LIMITED

NOTE NO. 23 TO THE FS-NCL-BORROWINGS

(Amount in ₹)

	As at	31.03.2020	31.03.2019
092	3.75 % Fixed rate notes due for repayment on 03 April 2024	0.00	0.00
093		0.00	0.00
094	**Sub Total**	**0.00**	**0.00**
095	Long term maturities of Finance Lease Obligations (Secured) IX	0.00	0.00
100	Long term maturities of Finance Lease Obligations (Unsecured) X	0.00	0.00
101	**Term Loans**	**0.00**	**0.00**
102	**From Banks**	**0.00**	**0.00**
103	**Secured**	**0.00**	**0.00**
104	Rupee Loans	0.00	0.00
105	**Unsecured**	**0.00**	**0.00**
106	Foreign Currency Loans	0.00	0.00
107	Rupee Loans	0.00	0.00
108	**From Others**	**0.00**	**0.00**
109	**Secured**	**0.00**	**0.00**
110	Rupee Loans	0.00	0.00
111	Foreign Currency loans (guaranteed by GOI)	0.00	0.00
112	**Unsecured**	**0.00**	**0.00**
113	Foreign Currency loans (guaranteed by GOI)	0.00	0.00
114	Other Foreign currency loans	0.00	0.00
115	Rupee Loans	0.00	0.00
116	**Deposits**	**0.00**	**0.00**
117	**Unsecured**	**0.00**	**0.00**
118	Fixed Deposits	0.00	0.00
119	**Others**	**0.00**	**0.00**
120	**Unsecured**	**0.00**	**0.00**
121	Bonds Application Money Pending Allotment	0.00	0.00
122	**Sub-total**	**0.00**	**0.00**
123	Less:- Interst accrued but not due on borrowings	0.00	0.00
124	Less:- Current maturities of long term borrowings	0.00	0.00
125	Bonds-Secured	0.00	0.00
126	5.875% Fixed Rate Notes	0.00	0.00
127	Foreign currency loans from Banks- unsecured	0.00	0.00
128	Rupee loans from banks- Secured	0.00	0.00
129	Rupee loans from banks- unsecured	0.00	0.00
130	Rupee Term loan from Others - Secured	0.00	0.00
131	Foreign currency loans from others- unsecured (Guaranteed by GOI)	0.00	0.00
132	Other foreign currency loans from others- unsecured	0.00	0.00
133	Rupee loans from others- unsecured	0.00	0.00
134	Finance Lease obligations - secured	0.00	0.00
135	Finance Lease obligations - unsecured	0.00	0.00
136		0.00	0.00
137		0.00	0.00

Locked: 18.05.2020 - 14:13:27
Run on: 14.11.2024 - 11:36:11 Version: 0

Add. General Manager (Commercial)
NTPC LIMITED

UNCHAHAR SUPER THERMAL POWER STATION

NOTE NO. 23 TO THE FS-NCL-BORROWINGS (Amount in ₹)

	As at	31.03.2020	31.03.2019
200	Total	0.00	0.00

UNCHAHAR SUPER THERMAL POWER STATION

NOTE NO. 24 TO THE FS-NCL-TRADE PAYABLES **(Amount in ₹)**

	As at	31.03.2020	31.03.2019
001	**TRADE PAYABLES(NON CURRENT)**	**0.00**	**0.00**
002	**For Goods and Services**	**0.00**	**0.00**
003	- Micro & Small Enterprises	3,357,918.09	133,056.82
004	- Others	1,256,225.59	120,884.12
005		0.00	0.00
006	**Total**	**4,614,143.68**	**253,940.94**

Locked: 18.05.2020 - 14:13:09
Run on: 14.11.2024 - 11:36:16 Version: 0

Add. General Manager (Commercial)
NTPC LIMITED

UNCHAHAR SUPER THERMAL POWER STATION

NOTE NO. 25 TO THE FS-NCL-OTHER FINANCIAL LIABILITIES **(Amount in ₹)**

	As at	31.03.2020	31.03.2019
001	**OTHER FINANCIAL LIABILITIES (NON-CURRENT)**	**0.00**	**0.00**
002	Payable for Capital Expenditure	0.00	0.00
003	- Micro & Small Enterprises	0.00	0.00
004	- Others	0.00	0.00
005	Others	0.00	0.00
006	Deposits from contractors and others	0.00	0.00
007		0.00	0.00
008		0.00	0.00
009	**Total**	**0.00**	**0.00**

Locked: 18.05.2020 - 14:13:10
Run on: 14.11.2024 - 11:36:19 Version: 0

Addl. General Manager (Commercial)
NTPC LIMITED

UNCHAHAR SUPER THERMAL POWER STATION

NOTE NO. 26 TO THE FS-NCL-PROVISIONS **(Amount in ₹)**

	As at	31.03.2020	31.03.2019
001	**LONG TERM PROVISIONS**	**0.00**	**0.00**
002	**Provision for Employee Benefits**	**0.00**	**0.00**
003	Opening Balance	0.00	0.00
004	Additions/ (adjustments) during the year	0.00	0.00
005	**Closing Balance**	**0.00**	**0.00**
013		**0.00**	**0.00**
014	**TOTAL**	**0.00**	**0.00**

Locked: 18.05.2020 - 14:13:09
Run on: 14.11.2024 - 11:36:22 Version: 0

Add. General Manager (Commercial)
NTPC LIMITED

NOTE NO. 27 TO THE FS-NCL-DEFERRED TAX LIABILITIES (NET) (Amount in ₹)

	As at	Opening Balance on 01.04.2019	Addition	Closing Balance on 31.03.2020
001	**DEFERRED TAX LIABILITIES (NET)**			
002	Difference of book depreciation and tax depreciation	0.00	0.00	0.00
003	Less: Deferred tax assets			
004	Provisions & Other disallowances for tax purposes	0.00	0.00	0.00
005	Unabsorbed Depreciation	0.00	0.00	0.00
006	Disallowances u/s 43B of the Income Tax Act, 1961	0.00	0.00	0.00
007	MAT credit entitlement	0.00	0.00	0.00
008		0.00	0.00	0.00
009	**Total**	**0.00**	**0.00**	**0.00**
010		0.00	0.00	0.00
011	**Total**	**0.00**	**0.00**	**0.00**
012	Breakup of deferred tax assets	0.00	0.00	0.00
013	Provision	0.00	0.00	0.00
014	Statutory dues	0.00	0.00	0.00
015	Leave encashment	0.00	0.00	0.00
016	Others	0.00	0.00	0.00
017		0.00	0.00	0.00
018		0.00	0.00	0.00

Locked: 18.05.2020 - 14:13:21

Run on: 14.11.2024 - 11:36:26 Version: 0

Add. General Manager (Commercial)
NTPC LIMITED

UNCHAHAR SUPER THERMAL POWER STATION

NOTE NO. 28 TO THE FS-NCL-OTHER NON-CURRENT LIABILITIES **(Amount in ₹)**

	As at	31.03.2020	31.03.2019
001	Other Non current Liabilities	0.00	0.00
002	Advances from customers and others	0.00	0.00
003	Deposits from contractors and others	0.00	0.00
004		0.00	0.00
005	**TOTAL**	**0.00**	**0.00**

Locked: 18.05.2020 - 14:13:10
Run on: 14.11.2024 - 11:36:29 Version: 0

Add. General Manager (Commercial)
NTPC LIMITED

UNCHAHAR SUPER THERMAL POWER STATION

NOTE NO. 29 TO THE FS-CL-BORROWINGS **(Amount in ₹)**

	As at	31.03.2020	31.03.2019
001	**Short Term Borrowings**	**0.00**	**0.00**
002	**Loans repayable on demand**	**0.00**	**0.00**
003	**From Banks**	**0.00**	**0.00**
004	**Secured**	**0.00**	**0.00**
005	Cash Credit	0.00	0.00
006	**Unsecured**	**0.00**	**0.00**
007	Cash Credit	0.00	0.00
008	**Other loans-unsecured**	**0.00**	**0.00**
009	Commecial Papers	0.00	0.00
010	Less: Unamortised discount on Commercial Papers	0.00	0.00
011	**Total**	**0.00**	**0.00**
012		0.00	0.00

Locked: 18.05.2020 - 14:13:08
Run on: 14.11.2024 - 11:36:33 Version: 0

Add. General Manager (Commercial)
NTPC LIMITED

UNCHAHAR SUPER THERMAL POWER STATION

NOTE NO. 30 TO THE FS-CL-TRADE PAYABLES **(Amount in ₹)**

	As at	31.03.2020	31.03.2019
001	**TRADE PAYABLES**	**0.00**	**0.00**
002	For Goods and Services	0.00	0.00
003	- Micro & Small Enterprises	162,893,069.20	103,720,601.91
004	- Others	6,960,609,652.10	3,643,278,480.27
005		0.00	0.00
006	**Total**	**7,123,502,721.30**	**3,746,999,082.18**
007		0.00	0.00

Locked: 18.05.2020 - 14:13:08
Run on: 14.11.2024 - 11:36:53 Version: 0

Add. General Manager (Commercial)
NTPC LIMITED

UNCHAHAR SUPER THERMAL POWER STATION

NOTE NO. 31 TO THE FS-CL-OTHER FINANCIAL LIABILITIES **(Amount in ₹)**

	As at	31.03.2020	31.03.2019
001	**OTHER FINANCIAL LIABILITIES (CURRENT)**	**0.00**	**0.00**
002	**Current maturity of long term borrowings**	**0.00**	**0.00**
003	Bonds-Secured	0.00	0.00
004	Foreign Currency Fixed Rate Notes	0.00	0.00
005	**From Banks**	**0.00**	**0.00**
006	**Secured**	**0.00**	**0.00**
007	Rupee Term Loan	0.00	0.00
008	**Unsecured**	**0.00**	**0.00**
009	Foreign currency loans	0.00	0.00
010	Rupee term loans	0.00	0.00
011	**From Others**	**0.00**	**0.00**
012	**Secured**	**0.00**	**0.00**
013	Rupee Term Loan	0.00	0.00
014	**Unsecured**	**0.00**	**0.00**
015	Foreign currency loans (Guaranteed by Government of India)	0.00	0.00
016	Other foreign currency loans	0.00	0.00
017	Rupee term loans	0.00	0.00
018	Fixed deposits	0.00	0.00
019	Sub Total	0.00	0.00
020	Current maturity of finance lease obligations (secured)	0.00	0.00
021	Current maturity of finance lease obligations (unsecured)	0.00	0.00
022	Interest accrued but not due on borrowings	0.00	0.00
023	Unpaid Dividends*	0.00	0.00
024	Unpaid matured deposits and interest accrued thereon*	0.00	0.00
025	Unpaid matured bonds and interest accrued thereon*	0.00	0.00
026	Unpaid bond refund money-Tax free bonds *	0.00	0.00
027	Book Overdraft	0.00	0.00
028	Payable to Customers	0.00	0.00
029	Liability under forward exchange contact	0.00	0.00
030	Hedging cost payable to beneficiaries	0.00	0.00
031	Derivative MTM Liability	0.00	0.00
032	**Payable for Capital Expenditure**	**0.00**	**0.00**
033	- Micro & Small Enterprises	71,112,406.52	55,535,786.05
034	- Others	3,479,930,693.45	3,893,919,150.27
035	**Others Payables**	**0.00**	**0.00**
036	Deposits from contractors and others	112,462,356.86	133,878,017.00
037	Gratuity Obligations	0.00	0.00
038	Payable to employees	14,442,473.11	35,009,302.81
039	Payable to holding company	0.00	0.00
040	Retention on A/c BG encashment (Solar)	0.00	0.00
041	Payable to Solar Payment Security Account	0.00	0.00
042	Others **	52,113,416.02	72,779,875.00

Locked: 18.05.2020 - 14:13:18

Run on: 14.11.2024 - 11:36:56 Version: 0

Add. General Manager (Commercial)
NTPC LIMITED

UNCHAHAR SUPER THERMAL POWER STATION

NOTE NO. 31 TO THE FS-CL-OTHER FINANCIAL LIABILITIES **(Amount in ₹)**

	As at	31.03.2020	31.03.2019
043		0.00	0.00
044	**Total**	**3,730,061,345.96**	**4,191,122,131.13**
045	* Represents the amounts which have not been claimed by the investor/holders of the bonds/fixed deposits. Out of the above, no amount is due for payment to Investor Education and Protection Fund.	0.00	0.00
046	** Include Payable to Hospital, parties for stale cheques and other payable.	0.00	0.00

Locked: 18.05.2020 - 14:13:18
Run on: 14.11.2024 - 11:36:56 Version: 0

Add. General Manager (Commercial)
NTPC LIMITED

UNCHAHAR SUPER THERMAL POWER STATION

NOTE NO. 32 TO THE FS-CL-OTHER CURRENT LIABILITIES **(Amount in ₹)**

	As at	31.03.2020	31.03.2019
001	**OTHER CURRENT LIABILITIES**	**0.00**	**0.00**
002	Advances from customers and others	36,505,022.16	46,385,967.17
003	Deferred discount on forward exchange contact	0.00	0.00
004	Tax deducted at source and other statutory dues	90,383,154.87	30,756,982.00
005	Others	0.00	0.00
006	**Total**	**126,888,177.03**	**77,142,949.17**

Locked: 18.05.2020 - 14:13:27
Run on: 14.11.2024 - 11:36:59 Version: 0

Add. General Manager (Commercial)
NTPC LIMITED

UNCHAHAR SUPER THERMAL POWER STATION

NOTE NO. 33 TO THE FS-CL-PROVISIONS **(Amount in ₹)**

	As at	31.03.2020	31.03.2019
001	**SHORT TERM PROVISIONS**	**0.00**	**0.00**
002	**Provision for Employee Benefits**	**0.00**	**0.00**
003	Opening balance	0.00	0.00
004	Additions/ (adjustments) during the year	0.00	0.00
005	**Closing Balance**	**0.00**	**0.00**
028	**Provisions for Obligations Incidental to Land Acquisition**	**0.00**	**0.00**
029	Opening balance	0.00	0.00
030	Additions during the year	0.00	0.00
031	Amounts paid during the year	0.00	0.00
032	Amounts reversed during the year	0.00	0.00
033	**Closing Balance**	**0.00**	**0.00**
035	**Provision for Tariff Adjustment**	**0.00**	**0.00**
036	Opening balance	0.00	0.00
037	Additions during the year	0.00	0.00
038	Amounts adjusted during the year	0.00	0.00
039	Amounts reversed during the year	0.00	0.00
040	**Closing Balance**	**0.00**	**0.00**
042	**Provision for shortage in Fixed Assets Pending Investigation & Others**	**0.00**	**0.00**
043	Opening balance	1,410,883.60	1,590,955.60
044	Additions during the year	306,994.74	0.00
045	Amounts adjusted during the year	0.00	180,072.00
046	Amounts reversed during the year	0.00	0.00
047	**Closing Balance**	**1,717,878.34**	**1,410,883.60**
048	**Provision for Arbitration**	**0.00**	**0.00**
049	Opening balance	0.00	0.00
050	Additions during the year	0.00	0.00
051	Amounts used during the year	0.00	0.00
052	Amounts reversed during the year	0.00	0.00
053	**Closing Balance**	**0.00**	**0.00**
054	**Others**	**0.00**	**0.00**
055	Opening balance	0.00	0.00
056	Additions during the year	0.00	0.00
057	Amounts used during the year	0.00	0.00
058	Amounts reversed during the year	0.00	0.00
059	**Closing Balance**	**0.00**	**0.00**
102		0.00	0.00
103	**Total**	**1,717,878.34**	**1,410,883.60**

Locked: 18.05.2020 - 14:13:26
Run on: 14.11.2024 - 11:37:03 Version: 0

Add. General Manager (Commercial)
NTPC LIMITED

UNCHAHAR SUPER THERMAL POWER STATION

NOTE NO. 34 TO THE FS-CL-CURRENT TAX LIABILITIES (NET) **(Amount in ₹)**

	As at	31.03.2020	31.03.2019
001	**Current liabilities - current tax liabilities (net)**	**0.00**	**0.00**
002	Opening balance	0.00	0.00
003	Additions during the year	0.00	0.00
004	Amounts adjusted during the year	0.00	0.00
005	Less: Set off against taxes paid	0.00	0.00
006	**Closing Balance**	**0.00**	**0.00**

Locked: 18.05.2020 - 14:13:27
Run on: 14.11.2024 - 11:37:06 Version: 0

Add. General Manager (Commercial)
NTPC LIMITED

UNCHAHAR SUPER THERMAL POWER STATION

NOTE NO. 35 TO THE FS--DEFERRED REVENUE **(Amount in ₹)**

	As at	31.03.2020	31.03.2019
001	**Deferred Revenue**	**0.00**	**0.00**
002	On account of advance against depreciation	0.00	0.00
003	On account of income from foreign currency fluctuation	771,048,000.00	479,589,000.00
004	Government grants	238,728.00	238,728.00
005		0.00	0.00
006	**TOTAL**	**771,286,728.00**	**479,827,728.00**

Locked: 18.05.2020 - 14:13:16
Run on: 14.11.2024 - 11:37:10 Version: 0

Add. General Manager (Commercial)
NTPC LIMITED

UNCHAHAR SUPER THERMAL POWER STATION

NOTE NO. 36 TO THE FS--REGULATORY DEFERRAL ACCOUNT CREDIT BALANCES **(Amount in ₹)**

	As at	31.03.2020	31.03.2019
001	Regulatory deferral account credit balances	0.00	0.00
002	Exchange Differences	0.00	0.00
003		0.00	0.00
004	**Total**	**0.00**	**0.00**

Locked: 18.05.2020 - 14:13:08
Run on: 14.11.2024 - 11:37:13 Version: 0

Add. General Manager (Commercial)
NTPC LIMITED

UNCHAHAR SUPER THERMAL POWER STATION

NOTE NO. 37 TO THE FS--REVENUE FROM OPERATIONS **(Amount in ₹)**

	For the Year ended	31.03.2020	31.03.2019
001	**REVENUE FROM OPERATIONS**	**0.00**	**0.00**
002	**Sales**	**0.00**	**0.00**
003	Energy Sales (including Electricity Duty)	41,486,770,990.50	29,307,718,498.00
004	Less : Advance against depreciation deferred (net)	0.00	0.00
005	Add: Revenue recognized out of advance against depreciation	0.00	0.00
006	Add : Exchange fluctuation receivable from customers	-18,429,000.00	0.00
007	Sale of energy through trading	0.00	0.00
008	Commission (NVVN)	0.00	0.00
009	**Sub total**	**41,468,341,990.50**	**29,307,718,498.00**
010	Less: Rebate to customers	121,050,404.73	125,418,928.98
011	**Energy Sales (Total)**	**41,347,291,585.77**	**29,182,299,569.02**
012	Consultancy, project management and supervision fees	0.00	0.00
013	Lease rentals on assets on Operating lease	0.00	0.00
014	Sale of Captive Coal	0.00	0.00
015	Intra Company Elimination	0.00	0.00
017	**Sub-total**	**0.00**	**0.00**
018	**Total - Sales**	**41,347,291,585.77**	**29,182,299,569.02**
019	Sale of fly ash/ash products	143,998,939.90	166,310,972.81
020	Less: Transferred to fly ash utilisation reserve fund	-143,998,939.90	-166,310,972.81
021	**Sub-total**	**0.00**	**0.00**
022	**Other Operating Income**	**0.00**	**0.00**
023	Interest from customers	43,015,181.00	2,870,862.00
024	Energy Internally Consumed *	71,513,993.00	62,026,422.00
025	Interest income on Assets under finance lease	0.00	0.00
026	Recognized from deferred revenue - government grant	0.00	0.00
027	Provision written back- Tariff Adjustment	0.00	0.00
028	Income form Trading of ESCerts	0.00	0.00
029	Income from E-Mobility Business	0.00	0.00
030		0.00	0.00
031	**Total**	**41,461,820,759.77**	**29,247,196,853.02**
040	* Valued at variable cost of generation and corresponding amount included in power charges (Note No. 42)	0.00	0.00
041	Excise duty on sale of flyash,cenospere & ash products	0.00	0.00
042	Energy sales of principal nature (NVVN)	0.00	0.00
043	Energy sales of agency nature (NVVN)	0.00	0.00

Locked: 18.05.2020 - 14:13:02
Run on: 14.11.2024 - 11:38:59 Version: 0

Add. General Manager (Commercial)
NTPC LIMITED

UNCHAHAR SUPER THERMAL POWER STATION

NOTE NO. 38 TO THE FS--OTHER INCOME **(Amount in ₹)**

	For the Year ended	31.03.2020	31.03.2019
001	**OTHER INCOME**	**0.00**	**0.00**
002	**Interest from**	**0.00**	**0.00**
004	**Financial assets at amortised cost**	**0.00**	**0.00**
005	Government Securities (8.5% Tax Free Bonds issued by the State Goverments)	0.00	0.00
006	Other Bonds	0.00	0.00
007		0.00	0.00
008	Interest from Government of India Securties-Non-Trade	0.00	0.00
009	Less: Amortiation of premium	0.00	0.00
010	**Sub Total**	**0.00**	**0.00**
011	Interest from others	0.00	0.00
012	Loan to State Government in settlement of dues from customers	0.00	0.00
013	Loan to Subsidiary Companies	0.00	0.00
014	Loan to Employees	18,036,212.20	19,503,509.85
015	Deposit with banks	0.00	0.00
016	Foreign Banks	0.00	0.00
017	Interest from Contractors	0.00	0.00
018	Interest from Income Tax Refunds	0.00	0.00
019	Less : Refundable to Customers	0.00	0.00
020	**Sub Total**	**0.00**	**0.00**
021	Deposits with banks-flyash utilisation reserve fund	0.00	0.00
022	Less: transferred to flyash utilisation reserve fund	0.00	0.00
023	**Sub Total**	**0.00**	**0.00**
024	Deposits with banks- DDUGJY funds	0.00	0.00
025	Interest from Contractors- DDUGJY funds	0.00	0.00
026	Transfer to DDUGJY-Advance from customers	0.00	0.00
027	Sub-total	0.00	0.00
030	Others	0.00	0.00
031		0.00	0.00
032	**Dividend from**	**0.00**	**0.00**
033	**Longterm investments in**	**0.00**	**0.00**
034	Subsidiaries	0.00	0.00
035	Joint Ventures	0.00	0.00
036	Equity Instruments	0.00	0.00
037	**Current Investments in**	**0.00**	**0.00**
038	Mutual Funds measured at fairvalue through profit or loss	0.00	0.00
039	Current investments in mutual funds-flyash utilisation reserve fund	0.00	0.00
040	Less: transferred to flyash utilisation reserve fund	0.00	0.00
041	Lease Rent # Ash Brick Plant	0.00	0.00
042	Less: transferred to flyash utilisation reserve fund	0.00	0.00
043	Other non-operating income	0.00	0.00
044	Profit on disposal of PPE	265,882.00	643,625.49
045	Profit on redemption of GOI securities	0.00	0.00

Locked: 18.05.2020 - 14:13:02

Run on: 14.11.2024 - 11:39:02 Version: 0

Add. General Manager (Commercial)
NTPC LIMITED

UNCHAHAR SUPER THERMAL POWER STATION

NOTE NO. 38 TO THE FS--OTHER INCOME **(Amount in ₹)**

	For the Year ended	31.03.2020	31.03.2019
046	Net gain on sale of investments	0.00	0.00
047	Surcharge received from customers	3,296,258,327.00	725,420,468.00
048	Hire charges for equipment	0.00	0.00
049	Gain on option contract / Discount on F.ExchContract	0.00	0.00
050	Provision written back-others	573,109.83	0.00
051	Fair value gains/(losses) on investments in mutual funds at fair value through profit or loss	0.00	0.00
052	Interest from Solar payment security account	0.00	0.00
053	Less : Transferred to SPSA fund	0.00	0.00
054	Interest on "Retention on A/c BG encashment (Solar)"	0.00	0.00
055	Less : Transferred to "Retention on A/c BG encashment (Solar)"	0.00	0.00
056	Miscellaneous Income	62,305,653.62	92,434,357.23
057	**Total**	**3,377,439,184.65**	**838,001,960.57**
058	Less:Transferred to Development of Coal Mines-Note 43A	0.00	0.00
059	Less:Transferred to Expenditure during Construction period (net)- Note 43	0.00	0.00
061		0.00	0.00
062	**Total**	**3,377,439,184.65**	**838,001,960.57**
063		0.00	0.00
064	**Details of Miscellaneous Income**	**0.00**	**0.00**
065	Vehicle Hire Charges.	76,000.00	81,273.00
066	Sale of by products & residuals	0.00	0.00
067	Township recoveries(exl. Hospital Recoveries)	18,711,934.36	12,413,938.16
068	Depreciation written back	0.00	0.00
069	Sale of Scrap.	26,654,705.96	49,148,700.30
070	Receipt under loss of profit policy.	0.00	0.00
071	Receipts under MBD/Fire Policy	0.00	0.00
072	Management development programme.	0.00	0.00
073	Management Fee - Misc (NVVN)	0.00	0.00
074	Others	16,863,013.30	30,790,445.77
075		0.00	0.00
076	**Total (Miscellaneous Income)**	**62,305,653.62**	**92,434,357.23**
077		0.00	0.00
078	**Details of Provision written back others**	**0.00**	**0.00**
079	Doubtful debts	0.00	0.00
080	Doubtful Loans, Advances and Claims	0.00	0.00
081	Doubtful Construction Advances	0.00	0.00
082	Shortage in Construction Stores	0.00	0.00
083	Shortage in Stores	462,281.66	0.00
084	Obsolescence in Stores	110,828.17	0.00
085	Unserviceable capital works	0.00	0.00
086	Other Obligation	0.00	0.00
087	Shortage in Fixed Assets	0.00	0.00



Locked: 18.05.2020 - 14:13:02

Run on: 14.11.2024 - 11:39:02 Version: 0

UNCHAHAR SUPER THERMAL POWER STATION

NOTE NO. 38 TO THE FS--OTHER INCOME **(Amount in ₹)**

	For the Year ended	31.03.2020	31.03.2019
088	Diminution in value of Investment	0.00	0.00

Locked: 18.05.2020 - 14:13:02
Run on: 14.11.2024 - 11:39:02 Version: 0

Add. General Manager (Commercial)
NTPC LIMITED

UNCHAHAR SUPER THERMAL POWER STATION

NOTE NO. 38A TO THE FS--FUEL COST **(Amount in ₹)**

	For the Year ended	31.03.2020	31.03.2019
001	**FUEL COST**	**0.00**	**0.00**
002	Coal	0.00	0.00
003	Captive	0.00	0.00
004	Other than captive	28,254,079,569.39	19,739,178,256.94
005	Gas	0.00	0.00
006	Naptha	0.00	0.00
007	Oil	621,757,734.24	327,428,188.61
008	**Total**	**28,875,837,303.63**	**20,066,606,445.55**
009		0.00	0.00
010		0.00	0.00

Locked: 18.05.2020 - 14:13:03
Run on: 14.11.2024 - 11:39:05 Version: 0

Add. General Manager (Commercial)
NTPC LIMITED

UNCHAHAR SUPER THERMAL POWER STATION

NOTE NO. 39 TO THE FS--EMPLOYEE BENEFITS EXPENSE **(Amount in ₹)**

	For the Year ended	31.03.2020	31.03.2019
001	**EMPLOYEE BENEFITS EXPENSE**	**0.00**	**0.00**
002	Salaries and wages	1,813,187,028.34	1,934,065,889.52
003	Contribution to provident and other funds	198,469,952.81	285,203,461.79
004	Unwinding of deferred payroll expense	12,030,392.28	13,560,101.20
005	Staff welfare expenses	207,582,623.95	192,822,232.71
006	Less : Expenses transferred to Consultancy group	0.00	0.00
007		0.00	0.00
008	**Sub Total**	**2,231,269,997.38**	**2,425,651,685.22**
009	Less: Employee benefits expense inventorised	130,790,827.76	130,273,903.07
010	Less: Transferred/Allocated to development of coal mines	0.00	0.00
011		0.00	0.00
012	Less: Transferred to fly ash utilisation reserve fund	0.00	8,081,091.29
013	Less: Transferred to CSR Expenses	0.00	0.00
014	Reimbursements for employees on secondment	4,565.95	-3,134.20
015	Less: Transferred to expenditure during construction period (net)- Note 43	0.00	0.00
016	**TOTAL**	**2,100,474,603.67**	**2,287,299,825.06**
017	**Managerial Remuneration paid/ payable to Directors included above (except for Directors fee which is included in Note 42)**	**0.00**	**0.00**
018	Salaries and wages	0.00	0.00
019	Contribution to provident and other funds	0.00	0.00
020	Staff welfare expenses	0.00	0.00
021	Directors fee	0.00	0.00
022		0.00	0.00
023		0.00	0.00

Locked: 18.05.2020 - 14:13:03
Run on: 14.11.2024 - 11:39:08 Version: 0

Add. General Manager (Commercial)
NTPC LIMITED

UNCHAHAR SUPER THERMAL POWER STATION

NOTE NO. 40 TO THE FS--FINANCE COSTS **(Amount in ₹)**

	For the Year ended	31.03.2020	31.03.2019
001	**FINANCE COSTS**	**0.00**	**0.00**
002	Finance charges on financial liabilities measured at amortised cost	0.00	0.00
003	Bonds	744,609,108.16	677,568,395.86
004	Government of India Loans	0.00	0.00
005	Foreign currency term loans	26,253,319.81	27,295,496.16
006	Rupee term loans	464,904,654.00	381,054,873.00
007	Public deposits	0.00	0.00
008	Foreign currency bonds/notes	265,287,540.32	262,897,962.57
009	Cash Credit	0.00	0.00
010	Unwinding of discount on account of vendor liabilities	510,497.39	23,228.84
011	Commercial Papers	0.00	0.00
012	Others	0.00	4,709.00
013	**Sub Total**	**1,501,565,119.68**	**1,348,844,665.43**
014	**Other Borrowing Costs**	**0.00**	**0.00**
015	Bonds servicing & public deposit exp.	922,212.30	1,284,521.05
016	Guarantee fee	0.00	0.00
017	Management fee	0.00	0.00
018	Committ charges/exposure premium	0.00	0.00
019	Bond issue expenses	0.00	0.00
020	Legal exp on foreign currency loans	0.00	0.00
021	Foreign currency bonds/notes exp.	0.00	0.00
022	Up-front fee	0.00	0.00
023	Insurance premium on foreign currency loans	0.00	0.00
024		0.00	0.00
025	Others	14,708.00	14,702.05
026	**Sub Total (Other Borrowing cost)**	**936,920.30**	**1,299,223.10**
027		0.00	0.00
028	**Exchange differences regarded as an adjustment to interest costs**	**106,611,831.56**	**6,195,150.00**
029	**Sub Total**	**1,609,113,871.54**	**1,356,339,038.53**
030	Less: Transferred to Expenditure during construction period (net) - Note 43	9,399,787.44	3,212,494.00
031	Less: Transferred to development of coal mines- Note 43A	0.00	0.00
032		0.00	0.00
033	**Total**	**1,599,714,084.10**	**1,353,126,544.53**

Locked: 18.05.2020 - 14:13:04
Run on: 14.11.2024 - 11:39:11 Version: 0

Add. General Manager (Commercial)
NTPC LIMITED

UNCHAHAR SUPER THERMAL POWER STATION

NOTE NO. 41 TO THE FS--DEPRECIATION, AMORTIZATION AND IMPAIRMENT EXPENSE **(Amount in ₹)**

	For the Year ended	31.03.2020	31.03.2019
001	**Depreciation, amortization and impairment expense**	**0.00**	**0.00**
002	On property, plant and equipment- Note 2	2,493,899,533.91	2,667,085,194.73
003	On intangible assets- Note 4	292,120.07	716,182.48
004	Sub-total	2,494,191,653.98	2,667,801,377.21
005	Less	0.00	0.00
006	Inventorised	35,740,761.68	36,583,186.58
007	Transferred to Expenditure during Construction Period (net)- Note 43	0.00	0.00
008	Transferred/Allocated to development of coal mines	0.00	0.00
009	Adjustment with deferred revenue from deferred foreign currency fluctuation	49,074,000.00	78,369,000.00
010	**Total**	**2,409,376,892.30**	**2,552,849,190.63**

Locked: 18.05.2020 - 14:13:05
Run on: 14.11.2024 - 11:39:14 Version: 0

Add. General Manager (Commercial)
NTPC LIMITED

UNCHAHAR SUPER THERMAL POWER STATION

NOTE NO. 42 TO THE FS--OTHER EXPENSE **(Amount in ₹)**

	For the Year ended	31.03.2020	31.03.2019
001	**OTHER EXPENSES**	**0.00**	**0.00**
002	Power charges	71,513,993.00	70,856,579.00
003	Less: Recovered from contractors & employees	72,380,430.62	68,756,527.81
004	**Sub-Total(Power Charges)**	**-866,437.62**	**2,100,051.19**
005	Water charges	53,670,995.91	45,889,887.09
006	Stores consumed	28,022,251.43	23,639,512.28
007	Rent	0.00	0.00
008	Less:Recoveries	0.00	0.00
009	**Sub-Total (Rent)**	**0.00**	**0.00**
010	Cost of extraction of Captive coal	0.00	0.00
011	**Repairs & maintenance**	**0.00**	**0.00**
012	Buildings	149,632,886.21	109,410,791.20
013	Plant & machinery	0.00	0.00
014	Power stations	1,086,231,132.84	1,488,715,867.97
015	Construction equipment	0.00	0.00
016	Others	131,845,282.55	88,332,963.20
017	**Sub-total (Repairs & maintenance)**	**1,367,709,301.60**	**1,686,459,622.37**
019	Load Dispatch Center Charges	15,929,309.00	12,851,058.00
021	Insurance	42,649,608.20	38,152,887.45
022	Interest to beneficiaries	0.00	0.00
023	Rates and taxes	5,367,418.85	7,189,523.69
024	Water cess & environment protection cess	46,326.00	0.00
025	Training & recruitment expenses	8,110,087.78	4,322,767.00
026	Less: Receipts	0.00	0.00
027	**Sub-total (Training and recruitment expenses)**	**8,110,087.78**	**4,322,767.00**
028	Communication expenses	19,575,830.63	23,179,479.60
029	Inland Travel	74,216,479.14	87,271,268.35
030	Foreign Travel	820,122.80	999,431.60
031	Tender expenses	0.00	265,110.00
032	Less: Receipt from sale of tenders	0.00	314,094.00
033	**Sub-total (Tender expenses)**	**0.00**	**-48,984.00**
034	Payment to auditors	0.00	0.00
035	Audit fee	0.00	0.00
036	Tax audit fee	0.00	0.00
037	Other services	0.00	0.00
038	Reimbursement of expenses	0.00	0.00
039	**Sub-total (Payment to Auditors)**	**0.00**	**0.00**
040	Advertisement and publicity	320,951.00	305,349.00
041	Electricity duty	0.00	0.00
042	Security expenses	335,472,100.93	305,802,199.50
043	Entertainment expenses	20,197,027.10	17,998,033.52
044	Expenses for guest house	13,302,228.84	16,030,471.68
045	Less:Recoveries	0.00	0.00
046	**Sub-Total (Guest house expenses)**	**13,302,228.84**	**16,030,471.68**
047	Education expenses	11,936,403.00	1,353,796.00
049	Donations	0.00	0.00

Locked: 18.05.2020 - 14:13:05
Run on: 14.11.2024 - 11:39:17 Version: 0

Add. General Manager (Commercial)
NTPC LIMITED

UNCHAHAR SUPER THERMAL POWER STATION

NOTE NO. 42 TO THE FS--OTHER EXPENSE **(Amount in ₹)**

	For the Year ended	31.03.2020	31.03.2019
050	Ash utilisation & marketing expenses	895,421,795.56	1,529,601,282.19
051	Directors sitting fee	0.00	0.00
053	Professional charges and consultancy fees	10,621,134.27	9,658,648.78
054	Legal expenses	7,688,039.00	6,713,380.00
055	EDP hire and other charges	9,824,206.45	10,840,379.03
056	Printing and stationery	2,770,234.94	5,536,640.66
057	Oil & gas exploration expenses	0.00	0.00
059	Hiring of vehicles	15,658,674.28	11,862,381.12
061	Reimbursement of L.C.charges on sales realisation	0.00	0.00
062		0.00	0.00
063	Cost of Hedging	0.00	0.00
064	Derivatives MTM loss/gain (Net)	0.00	0.00
065	Net loss/(gain) in foreign currency transactions & translations	65,054,282.12	-51,373,389.13
066	Transport Vehicle running expenses	6,385,134.00	7,030,770.87
067	Horticulture Expenses	12,150,690.17	11,213,686.01
068	Hire charges- helicopter/aircraft.	0.00	2,262,023.00
069	Hire charges of construction equipment	0.00	0.00
070	Demurrage Charges	0.00	0.00
072		0.00	0.00
073	Miscellaneous expenses	22,084,667.30	41,365,872.26
074	Loss on disposal/write-off of PPE	44,041,793.94	17,866,771.83
075	**Sub-Total**	**3,088,180,656.62**	**3,876,074,800.94**
076	Less: Other expenses inventorised	556,995,467.18	180,604,325.11
077	Less: Transferred/Allocated to development of coal mines	0.00	0.00
078	Less: Transferred to fly ash utilisation reserve fund	146,779,036.84	601,212,223.40
079	Less: Hedging cost Net recoverable/payable from/to beneficiaries	0.00	0.00
080		0.00	0.00
081	Less: Transferred to CSR Expenses	10,468,304.29	0.00
082	Less:Transferred to Expenditure during Construction period(net)-Note 43	0.00	-12,899.65
083	**Net (Generation, Administration and Other expenses)**	**2,373,937,848.31**	**3,094,271,152.08**
084	Corporate Social Responsibility Expenses	47,716,810.66	27,222,535.62
085	Less: Grants-in-aid	0.00	0.00
086	**Sub-total (Corporate Social Responsibility Expenses)**	**47,716,810.66**	**27,222,535.62**
087	**Provisions**	**0.00**	**0.00**
088	Doubtful Debts	0.00	0.00
089	Doubtful loans, advances and claims	0.00	0.00
090	Doubtful Construction Advances	0.00	0.00
091	Shortage in stores	183,965.95	436,715.26
092	Obsolete/Dimunition in the value of surplus stores	105,754.65	0.00
093	Shortage in construction stores	0.00	0.00
094	Dimunition in value of long term investments	0.00	0.00

Locked: 18.05.2020 - 14:13:05

Run on: 14.11.2024 - 11:39:17 Version: 0

Add. General Manager (Commercial)
NTPC LIMITED

UNCHAHAR SUPER THERMAL POWER STATION

NOTE NO. 42 TO THE FS--OTHER EXPENSE **(Amount in ₹)**

	For the Year ended	31.03.2020	31.03.2019
095	Shortage in Fixed assets	306,994.74	0.00
096	Unfinished minimum work progress from oil & gas exploration	0.00	0.00
097	Unserviceable capital works	0.00	0.00
098	Tariff Adjustment	38,206,000.00	2,872,000.00
099	Others :	0.00	0.00
100	(i) Provision for arbitration cases	0.00	0.00
101	(ii) Other provisions	0.00	0.00
102	**Total (Provisions)**	**38,802,715.34**	**3,308,715.26**
103		0.00	0.00
104	**Total**	**2,460,457,374.31**	**3,124,802,402.96**
105		0.00	0.00
106	**Breakup of miscellaneous expenses.**	**0.00**	**0.00**
109	Hire charges of office equipment	0.00	0.00
111	Operating expenses of construction equipment	0.00	0.00
112	Operating expenses of D.G. sets	0.00	0.00
113	Furnishing expenses	276,376.75	2,090,280.14
114	Subscription to trade and other associations	99,560.00	0.00
116	Visa and entry permit charges	0.00	0.00
117	Tree plantation exp.-NTPC Land	7,000,925.06	9,178,857.97
118	Research & development expenses	54,824.00	0.00
119	Less : Grants received for Research & develoment expenses	0.00	0.00
120	Sub-total (Research & development expenses)	54,824.00	0.00
121	Bank charges	369,911.50	685,204.00
122	Business Development Expenditure	0.00	0.00
123	Surcharge (NVVN)	0.00	0.00
124	Power Trading Expenses	474,764.00	2,846,767.00
125	Brokerage & commission	223,583.00	2,654,050.00
129	Books and periodicals	28,540.00	33,176.00
130	Claims/advances written off	0.00	0.00
131	Stores written off	0.00	0.00
132	Survey &Investigation expenses written off	0.00	0.00
133	Others	13,556,182.99	23,877,537.15
134	**Total**	**22,084,667.30**	**41,365,872.26**
135		0.00	0.00
136		0.00	0.00
137		0.00	0.00

Locked: 18.05.2020 - 14:13:05
Run on: 14.11.2024 - 11:39:17 Version: 0

Add. General Manager (Commercial)
NTPC LIMITED

UNCHAHAR SUPER THERMAL POWER STATION

NOTE NO. 43 TO THE FS--EXPENDITURE DURING CONSTRUCTION PERIOD (NET) **(Amount in ₹)**

	For the Year ended	31.03.2020	31.03.2019
001	**EXPENDITURE DURING CONSTRUCTION PERIOD (NET)**	**0.00**	**0.00**
002	A. Employee benefits expense	0.00	0.00
003	Salaries and wages	0.00	0.00
004	Contribution to provident and other funds	0.00	0.00
005	Unwinding of deffered payroll expenses	0.00	0.00
006	Staff welfare expenses	0.00	0.00
007	**Total (A)**	**0.00**	**0.00**
008	**B. Finance Costs**	**0.00**	**0.00**
009	Finance charges on financial liabilities measured at amortised cost	0.00	0.00
010	Bonds	0.00	0.00
011	Foreign currency term loans	2,394,372.00	3,212,553.00
012	Rupee term loans	3,780,547.00	0.00
013	Foreign currency bonds/notes	0.00	0.00
014	Unwinding of discount on account of vendor liabilities	67,830.88	0.00
015	Others	0.00	0.00
016		0.00	0.00
017	Other Borrowings Costs	0.00	0.00
018	Guarantee Commission	0.00	0.00
019	Management Fees/Arrangers Fees	0.00	0.00
020	Commitment charges/Exposure Premium	0.00	0.00
021	Legal Expenses on foreign currency loans	0.00	0.00
022	Foreign currency bonds/notes expenses	0.00	0.00
023	Foreign Credit Insurance Premium	0.00	0.00
024	Upfront Fee	0.00	0.00
025	Exchange Differences	0.00	0.00
026	Others	0.00	0.00
027	Exchange differences regarded as adjustment to interest cost	3,157,037.56	-59.00
028	**Total (B)**	**9,399,787.44**	**3,212,494.00**
029		0.00	0.00
030	C. Depreciation and amortisation	0.00	0.00
031	**D. Generation , administration and other expenses**	**0.00**	**0.00**
032	Power charges	0.00	0.00
033	Less: Recovered from contractors & employees	0.00	0.00
034	**Sub-total(Net power charges)**	**0.00**	**0.00**
035	Water charges	0.00	0.00
036	Rent	0.00	0.00
037	Repairs & maintenance	0.00	0.00
038	Buildings	0.00	0.00
039	Construction equipment	0.00	0.00
040	Others	0.00	-12,900.00
041		0.00	0.00
042	Insurance	0.00	0.00

Locked: 18.05.2020 - 14:13:06
Run on: 14.11.2024 - 11:39:20 Version: 0

Add. General Manager (Commercial)
NTPC LIMITED

UNCHAHAR SUPER THERMAL POWER STATION

NOTE NO. 43 TO THE FS--EXPENDITURE DURING CONSTRUCTION PERIOD (NET) **(Amount in ₹)**

	For the Year ended	31.03.2020	31.03.2019
043	Rates and taxes	0.00	0.00
044	Communication expenses	0.00	0.00
045	Travelling expenses	0.00	0.00
046	Tender expenses	0.00	0.00
047	Less: Income from sale of tenders	0.00	0.00
048	**Sub-total (Net tender expenses)**	**0.00**	**0.00**
049	Advertisement and publicity	0.00	0.00
050	Security expenses	0.00	0.00
051	Entertainment expenses	0.00	0.00
052	Guest house expenses	0.00	0.00
053	Less: Receipt from guest house	0.00	0.00
054	**Sub-total (Net Guest House Expenses)**	**0.00**	**0.00**
055	Education expenses	0.00	0.00
056	Brokerage & Commission	0.00	0.00
057	Books and periodicals	0.00	0.00
058	Community development expenses	0.00	0.00
059	Professional charges and consultancy fee	0.00	0.00
060	Legal expenses	0.00	0.00
061	EDP Hire and other charges	0.00	0.00
062	Printing and stationery	0.00	0.00
063	Miscellaneous expenses	0.00	0.35
064	**Total (D)**	**0.00**	**-12,899.65**
065	**Total (A+B+C+D)**	**9,399,787.44**	**3,199,594.35**
066	**E. Less: Other Income**	**0.00**	**0.00**
067	Interest from	0.00	0.00
068	Indian banks	0.00	0.00
069	Foreign banks	0.00	0.00
070	Others	0.00	0.00
071	Contractors	0.00	0.00
072	Hire charges	0.00	0.00
073	Sale of scrap	0.00	0.00
074	Exchange Differences	0.00	0.00
075	Miscellaneous income	0.00	0.00
076	**TOTAL (E)**	**0.00**	**0.00**
077	F. Net actuarial gain/loss OCI	0.00	0.00
078		0.00	0.00
079	**GRAND TOTAL (A+B+C+D-E+F)**	**9,399,787.44**	**3,199,594.35**
080		0.00	0.00
081	*** Balance carried to Capital Work-in-progress - (Note 3)**	**9,399,787.44**	**3,199,594.35**

Locked: 18.05.2020 - 14:13:06
Run on: 14.11.2024 - 11:39:20 Version: 0

Add. General Manager (Commercial)
NTPC LIMITED

UNCHAHAR SUPER THERMAL POWER STATION

NOTE NO. 43A TO THE FS--EDC- COAL MINING **(Amount in ₹)**

	For the Year ended	31.03.2020	31.03.2019
001	**EDC- Coal Mining**	**0.00**	**0.00**
002	A. Employee benefits expense	0.00	0.00
003	Salaries and wages	0.00	0.00
004	Contribution to provident and other funds	0.00	0.00
005	Unwinding of deffered payroll expenses	0.00	0.00
006	Staff welfare expenses	0.00	0.00
007	**Total (A)**	**0.00**	**0.00**
008	**B. Finance Costs**	**0.00**	**0.00**
009	Finance charges on financial liabilities measured at amortised cost	0.00	0.00
010	Bonds	0.00	0.00
011	Foreign currency term loans	0.00	0.00
012	Rupee term loans	0.00	0.00
013	Foreign currency bonds/notes	0.00	0.00
014	Unwinding of discount on account of vendor liabilities	0.00	0.00
015	Others	0.00	0.00
016		0.00	0.00
017	Other Borrowings Costs	0.00	0.00
018	Guarantee Commission	0.00	0.00
019	Management Fees/Arrangers Fees	0.00	0.00
020	Commitment charges/Exposure Premium	0.00	0.00
021	Legal Expenses on foreign currency loans	0.00	0.00
022	Foreign currency bonds/notes expenses	0.00	0.00
023	Foreign Credit Insurance Premium	0.00	0.00
024	Upfront Fee	0.00	0.00
025	Exchange Differences	0.00	0.00
026	Others	0.00	0.00
027	Exchange differences regarded as adjustment to interest cost	0.00	0.00
028	**Total (B)**	**0.00**	**0.00**
029		0.00	0.00
030	C. Depreciation and amortisation	0.00	0.00
031	**D. Generation , administration and other expenses**	**0.00**	**0.00**
032	Power charges	0.00	0.00
033	Less: Recovered from contractors & employees	0.00	0.00
034	**Sub-total(Net power charges)**	**0.00**	**0.00**
035	Water charges	0.00	0.00
036	Rent	0.00	0.00
037	Repairs & maintenance	0.00	0.00
038	Buildings	0.00	0.00
039	Construction equipment	0.00	0.00
040	Others	0.00	0.00
041	Cost of Captive Coal	0.00	0.00
042	Insurance	0.00	0.00
043	Rates and taxes	0.00	0.00

Locked: 18.05.2020 - 14:13:06
Run on: 14.11.2024 - 11:39:23 Version: 0

Add. General Manager (Commercial)
NTPC LIMITED

UNCHAHAR SUPER THERMAL POWER STATION

NOTE NO. 43A TO THE FS--EDC- COAL MINING **(Amount in ₹)**

	For the Year ended	31.03.2020	31.03.2019
044	Communication expenses	0.00	0.00
045	Travelling expenses	0.00	0.00
046	Tender expenses	0.00	0.00
047	Less: Income from sale of tenders	0.00	0.00
048	**Sub-total (Net tender expenses)**	**0.00**	**0.00**
049	Advertisement and publicity	0.00	0.00
050	Security expenses	0.00	0.00
051	Entertainment expenses	0.00	0.00
052	Guest house expenses	0.00	0.00
053	Less: Receipt from guest house	0.00	0.00
054	**Sub-total (Net Guest House Expenses)**	**0.00**	**0.00**
055	Education expenses	0.00	0.00
056	Brokerage & Commission	0.00	0.00
057	Books and periodicals	0.00	0.00
058	Community development expenses	0.00	0.00
059	Professional charges and consultancy fee	0.00	0.00
060	Legal expenses	0.00	0.00
061	EDP Hire and other charges	0.00	0.00
062	Printing and stationery	0.00	0.00
063	Miscellaneous expenses	0.00	0.00
064	**Total (D)**	**0.00**	**0.00**
065	**Total (A+B+C+D)**	**0.00**	**0.00**
066	**E. Less: Other Income**	**0.00**	**0.00**
067	Interest from	0.00	0.00
068	Indian banks	0.00	0.00
069	Foreign banks	0.00	0.00
070	Others	0.00	0.00
071	Contractors	0.00	0.00
072	Hire charges	0.00	0.00
073	Sale of scrap	0.00	0.00
074	Exchange Differences	0.00	0.00
075	Miscellaneous income	0.00	0.00
076	**TOTAL (E)**	**0.00**	**0.00**
077	F. Net actuarial gain/loss OCI	0.00	0.00
078		0.00	0.00
079	**GRAND TOTAL (A+B+C+D-E+F)**	**0.00**	**0.00**
080		0.00	0.00
081	*** Balance carried to Capital Work-in-progress - (Note 3)**	**0.00**	**0.00**

Locked: 18.05.2020 - 14:13:06
Run on: 14.11.2024 - 11:39:23 Version: 0

Add. General Manager (Commercial)
NTPC LIMITED

UNCHAHAR SUPER THERMAL POWER STATION

NOTE NO. 44-A TO THE FINANCIAL STATEMENTS **(Amount in ₹)**

	As at	31.03.2020	31.03.2019
001	Balance sheet	0.00	0.00
002	Freehold land for which conveyancing of the title is awaiting completion of legal formalities	0.00	0.00
003	(a) area (in acres)	0.00	0.00
004	(b) value (in rs)	0.00	0.00
005	Right-of-use land for which execution of lease deed is awaiting completion of legal formalities	0.00	0.00
006	(a) area (in acres)	0.00	0.00
007	(b) value (in rs)	0.00	0.00
008	Right-of-use land acquired on perpetual lease and accordingly not amortised	0.00	0.00
009	(a) area (in acres)	0.00	0.00
010	(b) value (in rs.)	0.00	0.00
011	Land in physical possesession of the company which has not been shown in the books pending settlement of price (in acres)	0.00	0.00
012	Deposit with government authorities towards land in possession of the company included in cost of land which is subject to adjus	0.00	0.00
013	Land not in possession of the company	0.00	0.00
014	(a) area (in acres)	0.00	0.00
015	(b) value (in rs)	0.00	0.00
016	Right-of-use buildings pending completion of legal fomalities - value (in rs.)	0.00	0.00
017	Estimated amount of contracts remaining to be executed on capital account and not provided for	0.00	0.00
018	Property, plant & equipment	10,421,708,734.00	8,797,607,694.00
019	Intangible assets	0.00	0.00
020	Details of precommissioning expenditure	0.00	0.00
021	(a) precommissioning expenses	0.00	0.00
022	(b) precommissioning income	0.00	0.00
023	(c) net precommissioning expenditure	0.00	0.00
024	Impact due to change in Accounting policy:-	0.00	0.00
025	(a) Increase in profit/Decrease in depreciation for the year due to change in depreciation on RE assets (Competitive bidding)	0.00	0.00
026	(b) Decrease in profit due to the adjustment in grants recognized consequent to change in policy	0.00	0.00
027		0.00	0.00
028		0.00	0.00
029		0.00	0.00
030		0.00	0.00
031	Exchange rate variation taken to revenue during the year (with -ve sign, if favourable)	-1,133,670.38	-6,195,208.00
045	Exchange rate variation capitalised during the year (with -ve sign, if favourable)	344,457,594.00	222,565,711.10
050	Finance lease	0.00	0.00
051	A) obligations towards minimum lease payments	0.00	0.00
052	Not later than one year	0.00	0.00

Locked: 18.05.2020 - 14:13:42

Run on: 14.11.2024 - 11:37:20 Version: 0

Add. General Manager (Commercial)
NTPC LIMITED

	As at	31.03.2020	31.03.2019
053	Later than one year and not later than five years	0.00	0.00
054	Later than five years	0.00	0.00
055	**Total**	**0.00**	**0.00**
056	B) present value of (a) above	0.00	0.00
057	Not later than one year	0.00	0.00
058	Later than one year and not later than five years	0.00	0.00
059	Later than five years	0.00	0.00
060	**Total**	**0.00**	**0.00**
061	C) finance charges	0.00	0.00
062	Operating leases	0.00	0.00
063	A) rent	0.00	0.00
064	Company lease accomodation - executives	242,615.76	331,835.00
065	Company lease accomodation - directors	0.00	0.00
066	Others	0.00	0.00
067	**Total**	**242,615.76**	**331,835.00**
068	B) (i) receipts from sub-lease of office buildings	0.00	0.00
069	(ii) receipts from sub-lease of helicopter	0.00	0.00
070	Borrowing cost capitalised during the year	9,399,787.00	3,212,494.00
071	Revenue grants recognized during the year	0.00	0.00
072	Revenue expenditure on research and development	0.00	0.00
073	Capital expenditure on research and development.	0.00	0.00
074		0.00	0.00
075	Expenditure on sustainibility development - capital	0.00	0.00
076	Expenditure on csr- capital	0.00	0.00
077	Csr amount spent during the year, yet to be paid in cash	0.00	0.00
078	Constn/acquisition of any asset	0.00	0.00
079	On purpose other than above	0.00	0.00
080		0.00	0.00
081		0.00	0.00
082	Disclosure under msmed act 2006.	0.00	0.00
083	(i) (a) the principal amount remaining unpaid as at year end	237,363,393.81	159,389,444.78
084	(i) (b) interest due there on remaining unpaid as at Year end	0.00	0.00
085	(ii) the amount of interest paid by the buyer in terms of section 16, along with the amounts of the payment made to the supplier	0.00	0.00
086	(iii) the amount of interest due and payable for the period of delay in making payment(which has been paid but beyond the appoin	0.00	0.00
087	(iv) the amount of interest accrued and remaining unpaid at the end of the year; and	0.00	0.00
088	(v) the amount of further interest remaining due and payable even in the succeeding years, until such date when the interest due	0.00	0.00
111		0.00	0.00

Locked: 18.05.2020 - 14:13:42
Run on: 14.11.2024 - 11:37:20 Version: 0

Add. General Manager (Commercial)
NTPC LIMITED

UNCHAHAR SUPER THERMAL POWER STATION

NOTE NO. 44-A TO THE FINANCIAL STATEMENTS **(Amount in ₹)**

	As at	31.03.2020	31.03.2019
112	Amount of inventories recognized as an expense (including fuel)	28,937,875,013.52	20,348,132,445.15
113	Amount of inventories capitalised as overhauling assets out of 112 above	88,305,886.77	93,727,638.90
114	Amount capitalised as edc out of 112 above	0.00	0.00
134		0.00	0.00
135	Contingent liabilities	0.00	0.00
136	A. Claims against the company not acknowledged as debts in respect of	0.00	0.00
137	(i)Capital works	0.00	0.00
138	(ii)Land compensation cases	0.00	0.00
139	(iii)Others by state authorities towards:-	0.00	0.00
140	(a) Water royalty / water charges / nala tax	0.00	0.00
141	(b) Diversion of land / building permission fees	0.00	0.00
142	(c) Other demands by state authorities	0.00	0.00
143	(iv) Others by fuel companies	0.00	0.00
144	(a) Disputes related to grade slippage-third party sampling	2,217,864,700.00	2,022,281,391.00
145	(b) Surface transportation charges on coal	0.00	0.00
146	(c) Take or pay claim - Gas stations	0.00	0.00
147	(d) Other claims by fuel companies not acknowledged as debt	67,450,252.00	67,450,252.00
149	B.Disputed tax demands	0.00	0.00
150	(i) Income tax	0.00	0.00
151	(ii) Excise duty	0.00	0.00
152	(iii) Sales tax	9,921,076.00	13,445,177.00
153	(iv) Service tax	0.00	2,820,882.00
154	(v) Entry tax	5,741,338.00	1,671,988.00
155	C. Others	145,583,685.00	792,244.00
156	**Total**	**2,446,561,051.00**	**2,108,461,934.00**
157	D. Possible reimbursement on account of contingent liabilities	0.00	0.00
158	(i) Capital works	0.00	0.00
159	(ii)Land compensation cases	0.00	0.00
160	(iii)Others (by state authorities)	0.00	0.00
161		0.00	0.00
162	(iv) Others by fuel companies	2,285,314,952.00	0.00
163	(v) Disputed income tax demand	0.00	0.00
164	(vi) Disputed tax demands -others	0.00	0.00
165	(vii) Others	144,773,441.00	0.00
167	**Total**	**2,430,088,393.00**	**0.00**
168	E.AMOUNT PAID UNDER PROTEST/ADJUSTED BY AUTHORITIES - TAX CASES	1,381,231.00	1,381,231.00
169		0.00	0.00
170	F.CONTINGENT ASSETS	0.00	0.00
171		0.00	0.00
172		0.00	0.00
173		0.00	0.00

Locked: 18.05.2020 - 14:13:42

Run on: 14.11.2024 - 11:37:20 Version: 0

Add. General Manager (Commercial)

UNCHAHAR SUPER THERMAL POWER STATION

NOTE NO. 44-A TO THE FINANCIAL STATEMENTS **(Amount in ₹)**

	As at	31.03.2020	31.03.2019
175	Previous year figures have been regrouped/rearranged wherever necessary.	0.00	0.00

Locked: 18.05.2020 - 14:13:42
Run on: 14.11.2024 - 11:37:20 Version: 0

एनटीपीसी NTPC
A Maharatna Company

UNCHAHAR SUPER THERMAL POWER STATION

BALANCE SHEET (Amount in ₹)

	As at	Note	31.03.2021	31.03.2020
001	**ASSETS**		0.00	0.00
002			0.00	0.00
003	**Non-Current Assets**		0.00	0.00
004	Property, plant and equipment	2	34,003,786,979.53	35,500,219,677.81
005	Capital-Work-in-Progress	3	6,625,265,203.52	2,863,625,992.08
006	Intangible Assets	4	83,038.00	495,158.30
007	Intangible Assets under Development	5	0.00	0.00
008	**Financial Assets**		0.00	0.00
009	i) Investments in Subsidiaries and Joint Ventures	6	0.00	0.00
010	ii) Investments	7	0.00	0.00
011	iii) Trade receivables	8	0.00	0.00
012	iv) Loans	9	100,979,236.65	108,660,197.61
013	v) Other financial assets	10	0.00	0.00
014	Other non-current assets	11	3,050,890,731.74	2,277,036,820.64
015	**Total non-current assets**		43,781,018,189.44	40,749,049,846.24
016			0.00	0.00
017	**Current Assets**		0.00	0.00
018	Inventories	12	3,618,054,003.32	6,089,019,133.22
019	**Financial assets**		0.00	0.00
020	i) Investments	13	0.00	0.00
021	ii) Trade receivables	14	0.00	0.00
022	iii) Cash and cash equivalents	15	804,469.80	1,652,647.32
023	iv) Bank balances other than cash and cash equivalents	16	0.00	0.00
024	v) Loans	17	70,657,287.77	76,925,245.81
025	vi) Other financial assets	18	38,463,912.80	3,123,237.32
026	Current Tax Assets (net)		0.00	0.00
027			0.00	0.00
028	Other Current Assets	19	4,644,348,777.93	5,182,655,103.35
029			0.00	0.00
030	**Total Current Assets**		8,472,328,501.62	11,313,375,366.82
031	Regulatory deferral account debit balances	20	3,817,693,601.99	2,354,154,211.09
032	**TOTAL ASSETS**		56,071,039,293.05	54,417,579,424.15
034	**EQUITY AND LIABILITIES**		0.00	0.00
035	**Equity**		0.00	0.00
036	Equity Share capital	21	0.00	0.00
037	Other equity	22	76,708,483,256.21	71,555,457,148.78
040	**Total equity**		76,708,483,256.21	71,555,457,148.78
041			0.00	0.00
042	**Liabilities**		0.00	0.00
043	**Non-Current Liabilities**		0.00	0.00
044	**Financial liabilities**		0.00	0.00
045	i) Borrowings	23	0.00	0.00

Locked: 14.05.2021 - 15:18:32
Run on: 25.05.2021 - 16:27:34 Version: 0

अपर महाप्रबंधक (वाणिज्यिक)
Addl. General Manager (Commercial)
एन टी पी सी लिमिटेड/NTPC LIMITED

एनटीपीसी NTPC
A Maharatna Company

UNCHAHAR SUPER THERMAL POWER STATION

BALANCE SHEET (Amount in ₹)

	As at	Note	31.03.2021	31.03.2020
046	**ii) Trade payables**		**0.00**	**0.00**
047	- Total outstanding dues of micro and small enterprises	24	6,079,291.26	3,357,918.09
048	- Total outstanding dues of creditors other than micro and small enterprises	24	2,786,143.31	1,256,225.59
049	iii) Other financial liabilities	25	10,363,554.19	0.00
050	Provisions	26	0.00	0.00
051	Deferred Tax Liabilities (net)	27	0.00	0.00
052	Other non-current liabilities	28	0.00	0.00
053			**0.00**	**0.00**
054	**Total non-current liabilities**		**19,248,988.76**	**4,614,143.68**
055			**0.00**	**0.00**
056	**Current Liabilities**		**0.00**	**0.00**
057	**Financial liabilities**		**0.00**	**0.00**
058	i) Borrowings	29	0.00	0.00
059	**ii) Trade Payables**		**0.00**	**0.00**
060	- Total outstanding dues of micro and small enterprises	30	187,061,867.05	162,900,859.20
061	- Total outstanding dues of creditors other than micro and small enterprises	30	4,694,055,112.31	9,990,602,052.10
062	iii) Other financial liabilities	31	4,761,144,483.03	3,730,081,345.96
063	Other current liabilities	32	136,189,794.07	126,888,177.03
064	Provisions	33	82,216,648.39	1,717,878.34
065	Current tax liabilities (net)	34	0.00	0.00
066			**0.00**	**0.00**
067	**Sub Total**		**9,860,667,905.85**	**10,982,176,122.63**
068			**0.00**	**0.00**
069	Deferred Revenue	35	601,214,840.00	771,286,728.00
070	Regulatory deferral account credit balances	36	0.00	0.00
071	Inter Unit Accounts		-31,116,575,697.77	-26,895,846,716.94
072			**0.00**	**0.00**
073	**TOTAL EQUITY AND LIABILITIES**		**56,071,039,293.05**	**54,417,679,424.15**
074	Significant Accounting Policies as per Note 1	1	0.00	0.00
075			**0.00**	**0.00**
076	The accompanying notes 1 to 44 form an integral part of these financial statements.		0.00	0.00
077			**0.00**	**0.00**
078			**0.00**	**0.00**

(Auditor Initial & Stamp)

(Head of Finance)

(Head of Unit)

BHOLA NATH
Chief General Manager
NTPC Limited
P.O.-Unchahar, Distt.-Raebareli
229406 (U.P.)

A. K. BAJPAI
Addl. General Manager (Finance)
Addl. General Manager (Commercial)

Locked: 14.05.2021 - 15:16:32
Run on: 25.05.2021 - 16:27:34 Version: 0

एनटीपीसी NTPC
A Maharatna Company

UNCHAHAR SUPER THERMAL POWER STATION

STATEMENT OF PROFIT AND LOSS (Amount in ₹)

	For the Year ended	Note	31.03.2021	31.03.2020
001	**Revenue**		**0.00**	**0.00**
002	Revenue from operations	37	33,966,120,223.74	42,112,666,773.27
003	Other income	38	1,803,022,579.78	3,377,439,184.65
005	**Total Revenue**		**35,769,142,803.52**	**45,490,105,958.42**
007	**Expenses**		**0.00**	**0.00**
008	Fuel including cost of captive coal	38A	22,495,926,460.01	28,875,837,203.60
009	Employee benefits expense	39	1,919,343,769.62	2,100,474,603.67
010	Electricity purchased for trading		0.00	0.00
011	Finance costs	40	1,458,840,382.61	1,599,714,084.10
012	Depreciation and amortization expenses	41	2,376,437,123.36	2,409,365,468.30
013			0.00	0.00
014	Other expenses	42	3,343,334,833.45	2,460,457,374.31
015	CC expenses charge to revenue		460,727,269.65	583,708,535.49
016	Less: Unit expenses transferred to CC		27,790,420.22	19,109,589.33
017	**Total expenses**		**32,046,819,438.68**	**38,010,437,696.17**
020	**Profit before exceptional items & tax**		**3,722,323,364.84**	**7,479,668,262.25**
021	Exceptional items		0.00	0.00
024	**Profit before tax**		**3,722,323,364.84**	**7,479,668,262.25**
027	**Tax expense:**		**0.00**	**0.00**
028	Current tax		0.00	0.00
029	Deferred tax		0.00	0.00
030			0.00	0.00
031	**Total Tax expense**		**0.00**	**0.00**
032	**Profit for the period before regulatory deferral account balances**		**3,722,323,364.84**	**7,479,668,262.25**
033	**Movement in regulatory deferral account balances**		**0.00**	**0.00**
034	Regulatory deferred account - deferred		0.00	0.00
035	Others		1,463,539,390.90	914,684,787.61
036	Tax impact on Regulatory deferral account balances		0.00	0.00
037	**Movement in Regulatory deferrall account balances (Net of Tax)**		**1,463,539,390.90**	**914,684,787.61**
038	**Profit for the period/ year**		**5,185,862,755.74**	**8,394,373,049.86**
039	**Other comprehensive income**		**0.00**	**0.00**
040	**(A) Items that will not be reclassified to profit or loss**		**0.00**	**0.00**
041	- Net gains/(losses) on fair value of equity instruments through other comprehensive income		0.00	0.00
042	Income tax on above that will not be reclassified to profit or loss		0.00	0.00
043	- Net acturial gains/(losses) on defined benefit plans		-32,836,648.31	-71,011,564.81
044	Income tax on above that will not be reclassified to profit or loss		0.00	0.00

Locked: 14.05.2021 - 15:18:17
Run on: 25.05.2021 - 15:20:33 Version: 0

अपर महाप्रबंधक (वाणिज्यिक)
Addl. General Manager (Commercial)
एन टी पी सी लिमिटेड/NTPC LIMITED

एनटीपीसी NTPC
A Maharatna Company

UNCHAHAR SUPER THERMAL POWER STATION

STATEMENT OF PROFIT AND LOSS (Amount in ₹)

	For the Year ended	Note	31.03.2021	31.03.2020
048			0.00	0.00
049	**Other comprehensive Income for the year, net of income tax**		**-32,830,648.31**	**-71,011,564.81**
050			0.00	0.00
051	**Total Comprehensive Income for the year**		**5,153,026,107.43**	**8,323,361,491.05**
065			0.00	0.00
066	**Earnings per equity share:**		**0.00**	**0.00**
067	Basic & Diluted		0.00	0.00
068	Significant Accounting Policies		0.00	0.00
069	Expenditure during construction period (Net)/Dev. of coal mines (net) 43 /43A		0.00	0.00
070	The accompanying notes 1 to 44 form an integral part of these financial statements.		0.00	0.00

(Auditor Initial & Stamp)

(Head of Finance)

ए. के. बाजपेई/A. K. BAJPAI
अपर महाप्रबंधक (वित्त)
Addl. General Manager (Finance)
एनटीपीसी लिमिटेड / NTPC Limited
ऊंचाहार, रायबरेली / Unchahar, Raebareli

(Head of Unit)

SHOLA NATH
Chief General Manager
NTPC Limited
P.O. Unchahar, Distt.-Raebareli
229406 (U.P.)

Locked: 14.05.2021 - 15:18:17
Run on: 25.05.2021 - 15:20:33 Version: 0

अपर महाप्रबंधक (वाणिज्यिक)
Addl. General Manager (Commercial)
एन टी पी सी लिमिटेड/NTPC LIMITED

Note forming part of Balance Sheet
Note 2 : Property, Plant And Equipment
Business Area :1006

(Amount in Rupees)

Asset Class	Opening Gross Block As At 01.04.2020	Additions	Deductions/ Adjustments	Closing Gross Block As At 31.03.2021	Opening Depreciation As At 01.04.2020	Additions	Deductions/ Adjustments	Closing Depreciation As At 31.03.2021	Net Block As At 31.03.2021	Net Block As At 31.03.2020
1 TANGIBLE ASSETS	0.00	0.00	0.00	0.00	0.00	0.00	0.00	0.00	0.00	0.00
2 Land : (including development expenses)	0.00	0.00	0.00	0.00	0.00	0.00	0.00	0.00	0.00	0.00
3 Freehold	79359119.00	0.00	0.00	79359119.00	0.00	0.00	0.00	0.00	79359119.00	79359119.00
4 Right of Use	2533024.59	0.00	0.00	2533024.59	680712.31	191879.32	0.00	872591.63	1660432.96	1852312.28
5 Submergence	0.00	0.00	0.00	0.00	0.00	0.00	0.00	0.00	0.00	0.00
6 Right of use - Coal Bearing Area Land	0.00	0.00	0.00	0.00	0.00	0.00	0.00	0.00	0.00	0.00
7 Roads,bridges, culverts & helipads	74409010.50	0.00	0.00	74409010.50	23492567.80	3708773.76	0.00	27201341.56	47207668.94	50916442.70
8 Building :	0.00	0.00	0.00	0.00	0.00	0.00	0.00	0.00	0.00	0.00
9 Freehold	0.00	0.00	0.00	0.00	0.00	0.00	0.00	0.00	0.00	0.00
10 Main plant	2443715678.99	0.00	5689923.70	2449405607.69	371459464.97	106247011.38	0.00	477706476.35	1971699131.34	2072256214.02
11 Others	1106806223.59	0.00	1686653.00	1108492876.59	229188600.18	46068847.82	0.00	275255446.00	833237428.59	877617623.41
12 Right of Use	0.00	0.00	0.00	0.00	0.00	0.00	0.00	0.00	0.00	0.00
13 Temporary erection	0.00	0.00	0.00	0.00	0.00	0.00	0.00	0.00	0.00	0.00
14 Water Supply, drainage & sewerage system	157968052.04	6596939.00	0.00	164564991.04	50888293.73	7259431.56	0.00	58145725.29	106419265.75	107061758.31
15 Hydraulic works, barrages, dams, tunnels and power channel	0.00	0.00	0.00	0.00	0.00	0.00	0.00	0.00	0.00	0.00
16 MGR track and signalling system	1139101.10	0.00	0.00	1139101.10	430247.05	54010.55	0.00	484257.60	654843.50	708854.05
17 Railway siding	48303051.21	0.00	0.00	48303051.21	20764042.55	1237700.40	0.00	22001742.95	26301308.26	27539008.66
18 Earth dam reservoir	0.00	0.00	0.00	0.00	0.00	0.00	0.00	0.00	0.00	0.00
19 Plant and machinery(including associated civil works) Owned Asset	41307055329.26	613413561.68	312362950.74	42232821841.68	9312451532.61	2243789538.03	29907874.23	11586128944.87	30646702896.81	31994603796.65

Addl. General Manager (Commercial)

Note forming part of Balance Sheet
Note 2 : Property, Plant And Equipment
Business Area :1006

(Amount in Rupees)

Asset Class	Opening Gross Block As At 01.04.2020	Additions	Deductions/ Adjustments	Closing Gross Block As At 31.03.2021	Opening Depreciation As At 01.04.2020	Additions	Deductions/ Adjustments	Closing Depreciation As At 31.03.2021	Net Block As At 31.03.2021	Net Block As At 31.03.2020
20 Plant and machinery(including associated civil works) -Right of use Asset	0.00	0.00	0.00	0.00	0.00	0.00	0.00	0.00	0.00	0.00
21 Furniture and fixtures	110050303.87	2843357.86	(33554.45)	112860107.08	35847755.09	7919203.93	(11376.96)	43755582.06	69104525.02	74202548.78
22 Assets under 5 Km Scheme	0.00	0.00	0.00	0.00	0.00	0.00	0.00	0.00	0.00	0.00
23 Vehicles including speedboats / helicopter-Owned	1241328.03	0.00	0.00	1241328.03	644759.58	133524.78	0.00	778284.36	463043.67	596568.45
24 Vehicles including speedboats / helicopter - Leased	0.00	0.00	0.00	0.00	0.00	0.00	0.00	0.00	0.00	0.00
25 Office equipment	87931855.84	9712027.00	(256353.40)	97387529.44	43066450.37	15777235.48	(502.08)	58843183.78	38544345.66	44865405.47
26 EDP, WP machines and satcom equipment	97536083.82	2847589.00	(2866312.50)	97517360.32	60346338.86	14718865.56	(2866312.50)	72198891.92	25318468.40	37189744.96
27 Construction equipments	55624484.97	14547783.89	0.00	70172268.86	24957612.71	3460557.71	0.00	28418170.42	41754098.44	30666872.26
28 Electrical Installations	87465433.63	22521431.84	0.00	109986865.67	16987814.51	11853353.55	0.00	28821168.06	81165697.61	70497619.32
29 Communication equipments	32767115.45	5947025.33	0.00	38714140.78	15721329.03	2974937.96	0.00	18696266.99	20017873.79	17045786.42
30 Hospital equipments	18120506.75	2304255.00	(315915.75)	20108846.00	4902503.88	1122498.28	(92987.95)	5932014.21	14176831.79	13218002.87
31 Laboratory and workshop equipments	0.00	0.00	0.00	0.00	0.00	0.00	0.00	0.00	0.00	0.00
32 Capital expenditure on assets not owned by the Company	0.00	0.00	0.00	0.00	0.00	0.00	0.00	0.00	0.00	0.00
33 Assets of Government	0.00	0.00	0.00	0.00	0.00	0.00	0.00	0.00	0.00	0.00

Add. General Manager (Commercial)

Note forming part of Balance Sheet
Note 2 : Property, Plant And Equipment
Business Area :1006

(Amount in Rupees)

Asset Class	Opening Gross Block As At 01.04.2020	Additions	Deductions/ Adjustments	Closing Gross Block As At 31.03.2021	Opening Depreciation As At 01.04.2020	Additions	Deductions/ Adjustments	Closing Depreciation As At 31.03.2021	Net Block As At 31.03.2021	Net Block As At 31.03.2020
34 Less:Grants from Government	0.00	0.00	0.00	0.00	0.00	0.00	0.00	0.00	0.00	0.00
35 Less: Recoverable from GOI	0.00	0.00	0.00	0.00	0.00	0.00	0.00	0.00	0.00	0.00
36 Assets for ash utilisation	181089.00	0.00	0.00	181089.00	0.00	0.00	0.00	0.00	181089.00	181089.00
37 (Less):-Adjusted from fly ash utilisation reserve fund	181089.00	0.00	0.00	181089.00	0.00	0.00	0.00	0.00	181089.00	181089.00
38 Site Restoration Cost	0.00	0.00	0.00	0.00	0.00	0.00	0.00	0.00	0.00	0.00
39 Mining Properties	0.00	0.00	0.00	0.00	0.00	0.00	0.00	0.00	0.00	0.00
Grand Total (Tangible)	45712025702.84	880733970.40	316267396.34	46709027069.58	10211806025.23	2466497370.08	26936694.74	12705240090.05	34003786979.53	35500219677.61
Grand Total Prev Year (Tangible)	43948256766.56	816347127.56	947421819.72	45712025702.84	7897269485.72	2493878099.91	(179341560.40)	10211806025.23	35500219677.61	36050987280.84

Addl. General Manager (Commercial)

Note forming part of Balance Sheet
Note 2 : Property, Plant And Equipment
Business Area :1006

(Amount in Rupees)

Details of Adjustments of Gross Block and Depreciation/Amortization				
Particulars	Gross Block		Depreciation/Amortization	
	Tangible As At: 31.03.2021	Tangible As At: 31.03.2020	Tangible As At: 31.03.2021	Tangible As At: 31.03.2020
Disposal of assets	(2259562.50)	(5498411.23)	(2259562.50)	(5491744.56)
Retirement of assets	(31524660.55)	(243046042.71)	(4470208.42)	(193660541.44)
Cost adjustments	228746789.70	1159840131.00	0.00	0.00
Assets capitalised with retrospective effect / Write back of excess capitalisation	0.00	0.00	0.00	0.00
Depreciation on construction equipment capitalised as EDC	0.00	0.00	0.00	0.00
Prior Period Depreciation due to Assets capitalised with retrospective effect / Write back of excess capitalisation	0.00	0.00	0.00	0.00
Special Depreciation (As per New Policy)	0.00	0.00	0.00	0.00
Transfer in /out because of Inter Unit transfers	121304829.69	36126142.66	33666465.66	19810725.60
Others	0.00	0.00	0.00	0.00
TOTAL	**316267396.34**	**947421819.72**	**26936694.74**	**(179341560.40)**

Add. General Manager (Commercial)

Note forming part of Balance Sheet
Note 3: Capital-Work-in-Progress
Business Area: UNCHAHAR SUPER THERMAL POWER STATION

(Amount in Rupees)

Sl No	Asset Class	As At 01.04.2020	Addition	Deduction/ Adjustment	Capitalized	As At 31.03.2021
	1	2	3	4	5	6
1	CAPITAL WORK-IN-PROGRESS					
2	Development of land					
3	Roads, bridges, culverts & helipads	9779758.33	6764287.00			16544045.33
4	Piling and foundation					
5	Buildings :					
6	Main plant					
7	Others	113291230.21	43081225.46	(1888732.00)		154485723.67
8	Temporary erection					
9	Water supply, drainage and sewerage system	86040933.49	11722229.55	(6596939.00)		91166224.04
10	Hydraulic works, barrages, dams, tunnels and power channel					
11	MGR track and signalling system					
12	Railway siding					
13	Earth dam reservoir					
14	Plant and equipment	1974716438.79	4125008393.95	(235083267.11)	258193925.36	5606447640.17
15	Furniture and fixtures	146780.00				146780.00
16	Vehicles					
17	Office equipment		270720.72		233293.00	37427.72
18	EDP/WP machines & satcom equipment					
19	Construction equipments					
20	Electrical installations	580457.21	6343002.12	(6923459.33)		
21	Communication equipment					
22	Hospital equipments		22000.00			22000.00
23	Laboratory and workshop equipments					
24	Assets under 5Km Spheme of the GOI					
25	Capital expenditure on assets not owned by the company					
26	Expenditure towards development of coal mines					
27	Survey,Investigation,Consultancy & Supervision Cha					
28	Difference in exchange on foreign currency loans					

Note forming part of Balance Sheet
Note 3: Capital-Work-in-Progress
Business Area: UNCHAHAR SUPER THERMAL POWER STATION

(Amount in Rupees)

Sl No	Asset Class	As At 01.04.2020	Addition	Deduction/ Adjustment	Capitalized	As At 31.03.2021
	1	2	3	4	5	6
29	Expenditure towards diversion of forest land					
30	Pre-commissioning expenses (net)					
31	ExpPendAlloca-oth ex attribut Project					
32	Expenditure During Construction Period (net)*		19815407.62	(4269797.04)		15545610.58
33	LESS : Allocated to related works		15545610.58			15545610.58
34	LESS : Provision for Unservicable works		456660.00			456660.00
35	**Construction stores (At Cost)**					
36	Steel	32521850.28	6873336.85	(9266630.78)		29928556.35
37	Cement	3445067.00	9390118.48	(5961796.59)		6873388.89
38	Others	643103476.77	159851949.26	(82865348.68)		720090077.35
39	**Sub-total**	**679070394.05**	**175915404.59**	**(98093776.05)**		**756892022.59**
40	LESS : Provision for shortages					
41	**Sub-total**	**679070394.05**	**175915404.59**	**(98093776.05)**		**756892022.59**
42	**Total CWIP**	**2863625992.08**	**4372940400.33**	**(352853970.53)**	**258427218.36**	**6625285203.52**
43						
44						
45	**PREVIOUS YEAR TOTAL**	**1700815006.46**	**2371248127.31**	**(835107662.44)**	**381661891.80**	**2863625992.08**

Note forming part of Balance Sheet
Note-4 Non Current Assets- Intangible Assets
Business Area :1006

(Amount in Rupees)

Asset Class	Opening Gross Block As At 01.04.2020	Additions	Deductions/ Adjustments	Closing Gross Block As At 31.03.2021	Opening Depreciation As At 01.04.2020	Additions	Deductions/ Adjustments	Closing Depreciation As At 31.03.2021	Net Block As At 31.03.2021	Net Block As At 31.03.2020
INTANGIBLE ASSETS	0.00	0.00	0.00	0.00	0.00	0.00	0.00	0.00	0.00	0.00
1 Right to Use- Land	0.00	0.00	0.00	0.00	0.00	0.00	0.00	0.00	0.00	0.00
2 -Others	0.00	0.00	0.00	0.00	0.00	0.00	0.00	0.00	0.00	0.00
3 -Software	5731097.82	0.00	0.00	5731097.82	5325939.52	322120.30	0.00	5648059.82	83038.00	405158.30
Grand Total (Intangible)	5731097.82	0.00	0.00	5731097.82	5325939.52	322120.30	0.00	5648059.82	83038.00	405158.30
Grand Total Prev Year (Intangible)	5611096.97	120000.85	0.00	5731097.82	5033819.45	292120.07	0.00	5325939.52	405158.30	577277.52

Addl. General Manager (Commercial)

Note forming part of Balance Sheet
Note-4 Non Current Assets- Intangible Assets
Business Area :1006

(Amount in Rupees)

Details of Adjustments of Gross Block and Depreciation/Amortization				
Particulars	Gross Block		Depreciation/Amortization	
	InTangible As At: 31.03.2021	InTangible As At: 31.03.2020	InTangible As At: 31.03.2021	InTangible As At: 31.03.2020
Disposal of assets	0.00	0.00	0.00	0.00
Retirement of assets	0.00	0.00	0.00	0.00
Cost adjustments	0.00	0.00	0.00	0.00
Assets capitalised with retrospective effect / Write back of excess capitalisation	0.00	0.00	0.00	0.00
Depreciation on construction equipment capitalised as EDC	0.00	0.00	0.00	0.00
Prior Period Depreciation due to Assets capitalised with retrospective effect / Write back of excess capitalisation	0.00	0.00	0.00	0.00
Special Depreciation (As per New Policy)	0.00	0.00	0.00	0.00
Transfer in /out because of Inter Unit transfers	0.00	0.00	0.00	0.00
Others	0.00	0.00	0.00	0.00
TOTAL	**0.00**	**0.00**	**0.00**	**0.00**

Add. General Manager (Commercial)

Note forming part of Balance Sheet

(Amount in Rupees)

Note 5: Intangible Assets under Development

Business Area: UNCHAHAR SUPER THERMAL POWER STATION

Sl No	Asset Class	As At 01.04.2020	Addition	Deduction/ Adjustment	Capitalized	As At 31.03.2021
	1	2	3	4	5	6
1	INTANGIBLE ASSETS UNDER DEVELOPMENT					
2	Software					
3	Right to use Others					
4	Exploration and Evaluation Expenditure - Coal Mini					
5	Exploratory wells-in-progress					
6	**Less: Provision for exploratory wells-in-progress**					
7	**Total**					
8	**PREVIOUS YEAR TOTAL-I**					

NOTE NO. 6 TO THE FS-NCA-INVESTMENTS IN SUBSIDIARIES & JOINT VENTURES

(Amount in ₹)

	As at	No. of shares	Face value	31.03.2021	31.03.2020
001	NON CURRENT INVESTMENTS- Investments in subsidiaries and joint ventures			0.00	0.00
012	Equity Instruments - Unquoted-(fully paid up unless otherwise stated, at cost)			0.00	0.00
013	Subsidiary Companies			0.00	0.00
014	Patratu Vidyut Utpadan Nigam Ltd.			0.00	0.00
015	NTPC Electric Supply Company Ltd.			0.00	0.00
016	NTPC Vidyut Vyapar Nigam Ltd.			0.00	0.00
017	Nabinagar Power Generating Company Ltd.			0.00	0.00
018	Kanti Bijlee Utpadan Nigam Ltd.			0.00	0.00
019	Bharatiya Rail Bijlee Company Ltd.			0.00	0.00
020	NTPC Mining Ltd (NML)			0.00	0.00
021	THDC India Ltd.			0.00	0.00
022	NEEPCO LTD.			0.00	0.00
023	NTPC EDMC Waste Solutions Pvt Ltd			0.00	0.00
024	NTPC Renewables Energy Ltd			0.00	0.00
025	Ratnagiri Gas & Power Pvt. Limited (RGPPL)			0.00	0.00
026				0.00	0.00
027				0.00	0.00
028				0.00	0.00
029				0.00	0.00
030	Sub Total			0.00	0.00
055	Joint Venture Companies			0.00	0.00
056	Utility Powertech Ltd.			0.00	0.00
057	NTPC GE Power Services Pvt.Ltd.			0.00	0.00
058	NTPC-SAIL Power Company Ltd.			0.00	0.00
059	NTPC-Tamil Nadu Energy Company Ltd.			0.00	0.00
060	Ratnagiri Gas & Power Pvt. Limited (RGPPL)			0.00	0.00

Locked: 14.05.2021 - 15:18:23
Run on: 14.11.2024 - 09:38:38 Version: 0

अपर महाप्रबंधक (वाणिज्यिक)
Addl. General Manager (Commercial)
एन टी पी सी लिमिटेड/NTPC LIMITED

NOTE NO. 6 TO THE FS-NCA-INVESTMENTS IN SUBSIDIARIES & JOINT VENTURES

(Amount in ₹)

	As at	No. of shares	Face value	31.03.2021	31.03.2020
061	Aravali Power Company Private Ltd.			0.00	0.00
062				0.00	0.00
063	NTPC BHEL Power Projects Private Ltd.			0.00	0.00
064	Meja Urja Nigam Private Limited			0.00	0.00
065	BF-NTPC Energy Systems Ltd.			0.00	0.00
066				0.00	0.00
067	Nabinagar Power Generating Company Ltd.			0.00	0.00
068	Transformer and Electrical Kerala Ltd.			0.00	0.00
069	National High Power Test Labortory Private Ltd.			0.00	0.00
070				0.00	0.00
071	CIL NTPC Urja Private Ltd.			0.00	0.00
072	Anushakti Vidhyut Nigam Ltd.			0.00	0.00
073	Energy Efficiency Services Ltd.			0.00	0.00
074				0.00	0.00
075	Trincomalee Power Company Ltd.			0.00	0.00
076	Bangladesh-India Friendship Power Company (Pvt.) Ltd.			0.00	0.00
077	Hindustan Urvarak & Rasayan Limited			0.00	0.00
078	Konkan LNG Ltd.			0.00	0.00
079				0.00	0.00
081	Sub Total			0.00	0.00
109	Aggregate amount of impairment in the value of investments			0.00	0.00
110	Total (net of impairment) of JV			0.00	0.00
111	Gross Total of Investments			0.00	0.00
134	Total			0.00	0.00
135	Details of investments			0.00	0.00
136	Aggregate amount of Unquoted Investments			0.00	0.00

Add. General Manager (Commercial)
NTPC LIMITED

NOTE NO. 6 TO THE FS-NCA-INVESTMENTS IN SUBSIDIARIES & JOINT VENTURES

(Amount in ₹)

	As at	No. of shares	Face value	31.03.2021	31.03.2020
141				0.00	0.00
142				0.00	0.00
143				0.00	0.00
144				0.00	0.00
145				0.00	0.00
153	Valuation of Investments as per Note 1.			0.00	0.00
154				0.00	0.00
202				0.00	0.00
233				0.00	0.00

Locked: 14.05.2021 - 15:18:23
Run on: 14.11.2024 - 09:38:38 Version: 0

Add. General Manager (Commercial)
NTPC LIMITED

NOTE NO. 7 TO THE FS-NCA-INVESTMENTS

(Amount in ₹)

	As at	No. of shares	Face value	31.03.2021	31.03.2020
001	Non-current financial assets (investments)			0.00	0.00
006	**Long Term - Trade**			**0.00**	**0.00**
007	**Equity Instruments (fully paid up-unless otherwise stated)**			**0.00**	**0.00**
008	**Quoted**			**0.00**	**0.00**
009	**Joint Venture Companies**			**0.00**	**0.00**
010	PTC India Ltd.			0.00	0.00
070	International Coal Ventures Private Ltd.			0.00	0.00
075	BF-NTPC Energy Systems Ltd.			0.00	0.00
098				0.00	0.00
110	Cooperative Societies			0.00	0.00
111	**Sub Total**			**0.00**	**0.00**
112	Aggregate amount of impairment in the value of investments			0.00	0.00
115	**Total**			**0.00**	**0.00**
120				0.00	0.00
146	NTPC Employees Consumers and Thrift Co-operative Society Ltd. Korba			0.00	0.00
147	NTPC Employees Consumers and Thrift Cooperative Society Ltd. RSTPP			0.00	0.00
148	NTPC Employees Consumers Cooperative Society Ltd. Farakka			0.00	0.00
149	NTPC Employees Consumers Cooperative Society Ltd. Vindhyachal			0.00	0.00
150	NTPC Employees Consumers Cooperative Society Ltd. Anta			0.00	0.00
151	NTPC Employees Consumers Cooperative Society Ltd. Kawas			0.00	0.00
152	NTPC Employees Consumers Cooperative Society Ltd. Kaniha			0.00	0.00

Locked: 14.05.2021 - 15:18:23
Run on: 14.11.2024 - 09:39:04 Version: 0

Add. General Manager (Commercial)
NTPC LIMITED

UNCHAHAR SUPER THERMAL POWER STATION

NOTE NO. 8 TO THE FS-NCA-TRADE RECEIVABLES **(Amount in ₹)**

	As at	31.03.2021	31.03.2020
001	Non-current financial assets - Trade receivables	0.00	0.00
002	Unsecured, considered good	0.00	0.00
003	Credit impaired	0.00	0.00
004		0.00	0.00
005		0.00	0.00
006	**Total**	**0.00**	**0.00**

Locked: 14.05.2021 - 15:18:23
Run on: 14.11.2024 - 09:39:45 Version: 0

Add. General Manager (Commercial)
NTPC LIMITED

UNCHAHAR SUPER THERMAL POWER STATION

NOTE NO. 9 TO THE FS-NCA-LOANS **(Amount in ₹)**

	As at	31.03.2021	31.03.2020
001	**Loans (Non Current)**	**0.00**	**0.00**
004	Related Parties	0.00	0.00
005	Secured	0.00	0.00
006	Un-Secured	0.00	0.00
007	With significant increase in Credit Risk	0.00	0.00
008	Credit impaired	0.00	0.00
009		0.00	0.00
010	Employees(including accrued interest)	0.00	0.00
011	Secured	70,405,038.53	72,628,556.48
012	Unsecured	60,924,137.22	72,728,257.71
013	With significant increase in Credit Risk	0.00	0.00
014	Credit impaired	0.00	0.00
015	Less : Employee Loans Discounting	0.00	0.00
016	Secured	18,370,503.36	22,076,588.27
017	Unsecured	11,985,435.74	14,620,028.31
018	Loan to State Government in settlement of dues from customers (Unsecured)	0.00	0.00
019	Others	0.00	0.00
020	Secured	0.00	0.00
021	Unsecured	0.00	0.00
022	With significant increase in Credit Risk	0.00	0.00
023	Credit impaired	0.00	0.00
024	Less: Allowance for credit impaired loans	0.00	0.00
025	**Sub Total**	**100,973,236.65**	**108,660,197.61**
026		0.00	0.00
027	**Total**	**100,973,236.65**	**108,660,197.61**
028		0.00	0.00
029		0.00	0.00
030	**Due from Directors and Officers of the Company**	**0.00**	**0.00**
031	Directors	0.00	0.00
032	Officers	0.00	0.00
033		**0.00**	**0.00**
034	**Loans to related parties include:**	**0.00**	**0.00**
035	i)Key management personel	0.00	0.00
036	ii)Subsidiary companies	0.00	0.00
037	iii)Joint Venture companies	0.00	0.00
038	iv)Others	0.00	0.00
039		**0.00**	**0.00**
054	Other loans represent loans given to	0.00	0.00
055	a) APIIC	0.00	0.00
060		0.00	0.00
061	RPD	0.00	0.00
062	i)Key management personel	0.00	0.00
063	ii)Subsidiary companies	0.00	0.00
064	iii)Joint Venture companies	0.00	0.00
065	iv)Others	0.00	0.00

Locked: 14.05.2021 - 15:18:24

Run on: 14.11.2024 - 09:39:55 Version: 0

Add. General Manager (Commercial)

484

UNCHAHAR SUPER THERMAL POWER STATION

NOTE NO. 9 TO THE FS-NCA-LOANS **(Amount in ₹)**

	As at	31.03.2021	31.03.2020
066	**Total**	**0.00**	**0.00**

Locked: 14.05.2021 - 15:18:24
Run on: 14.11.2024 - 09:39:55 Version: 0

Add. General Manager (Commercial)
NTPC LIMITED

UNCHAHAR SUPER THERMAL POWER STATION

NOTE NO. 10 TO THE FS-NCA-OTHER FINANCIAL ASSETS **(Amount in ₹)**

	As at	31.03.2021	31.03.2020
001	**Other Financial Assets (non current)**	**0.00**	**0.00**
002		0.00	0.00
003	**Share application money pending allotment in (Subsidiary Companies) :**	**0.00**	**0.00**
004	NTPC Electric Supply Company Ltd.	0.00	0.00
005	NTPC Vidyut Vyapar Nigam Ltd.	0.00	0.00
006	Nabinagar Power Generating Company Ltd.	0.00	0.00
007	Kanti Bijlee Utpadan Nigam Ltd.	0.00	0.00
008	Bhartiya Rail Bijlee Company Ltd.	0.00	0.00
009	Patratu Vidyut Utpadan Nigam Ltd.	0.00	0.00
010	NTPC Mining Limited	0.00	0.00
011	THDC Ltd.	0.00	0.00
012	NEEPCO Ltd	0.00	0.00
013		0.00	0.00
014	**Total**	**0.00**	**0.00**
015	**Share application money pending allotment (Joint Venture)**	**0.00**	**0.00**
016	Utility Powertech Ltd.	0.00	0.00
017	NTPC GE Power Services Pvt.Ltd.	0.00	0.00
018	NTPC-SAIL Power Company Ltd.	0.00	0.00
019	NTPC-Tamil Nadu Energy Company Ltd.	0.00	0.00
020	Ratnagiri Gas & Power Private Ltd.	0.00	0.00
021	Aravali Power Company Private Ltd.	0.00	0.00
022		0.00	0.00
023	NTPC BHEL Power Projects Private Ltd.	0.00	0.00
024	Meja Urja Nigam Private Limited	0.00	0.00
025	BF-NTPC Energy Systems Ltd.	0.00	0.00
026	Anushakti Vidhyut Nigam Ltd.	0.00	0.00
027	Nabinagar Power Generating Company Ltd.	0.00	0.00
028	Energy Efficiency Services Ltd.	0.00	0.00
029	National High Power Test Labortory Private Ltd.	0.00	0.00
030		0.00	0.00
031	CIL NTPC Urja Private Ltd.	0.00	0.00
032	Trincomalee Power Company Ltd.	0.00	0.00
033	Hindustan Urvarak & Rasayan Limited	0.00	0.00
034	Bangladesh-India Friendship Power Company Private Ltd.	0.00	0.00
035	**Sub Total**	**0.00**	**0.00**
036		0.00	0.00
037	Claims Recoverable	0.00	0.00
038	Finance Lease Recoverable	0.00	0.00
039	Mine Closure Deposit	0.00	0.00
041	**Total**	**0.00**	**0.00**

Locked: 14.05.2021 - 15:18:24
Run on: 14.11.2024 - 09:35:45 Version: 0

Add. General Manager (Commercial)
NTPC LIMITED

UNCHAHAR SUPER THERMAL POWER STATION

NOTE NO. 11 TO THE FS-NCA-OTHER NON-CURRENT ASSETS **(Amount in ₹)**

	As at	31.03.2021	31.03.2020
001	**Other Non-current Assets**	**0.00**	**0.00**
002		**0.00**	**0.00**
003	**CAPITAL ADVANCES**	**0.00**	**0.00**
004	Secured	0.00	0.00
005	Unsecured	0.00	0.00
006	Covered by Bank Guarantee	390,008,369.06	355,397,062.00
007	Others	2,239,406,919.59	1,361,129,812.09
008	Considered doubtful	0.00	0.00
009	Less: Allowance for bad & doubtful advances	0.00	0.00
010	**Sub-Total**	**2,629,415,288.65**	**1,716,526,874.09**
011		0.00	0.00
012	Advances other than capital advances	0.00	0.00
013	Security deposits	0.00	0.00
019	Advances to Related parties	0.00	0.00
022	**Advances to Contractors & Suppliers**	**0.00**	**0.00**
023	Secured	0.00	0.00
024	Unsecured	0.00	0.00
025	Considered Doubtful	0.00	0.00
026	Less: Allowance for bad & doubtful advances	0.00	0.00
027	**Sub Total**	**0.00**	**0.00**
028	Receivable from MCP Escrow A/c	0.00	0.00
039	Advance tax & tax deducted at source	1,109,030.53	0.00
040	Less:- Provision for current tax	0.00	0.00
041		0.00	0.00
042	**Sub Total**	**1,109,030.53**	**0.00**
043	Deferred Payroll Expenses (Secured)	15,556,075.95	19,056,999.59
044	Deferred Payroll Expenses (Unsecured)	9,196,336.61	11,368,946.96
045	**Sub Total**	**24,752,412.56**	**30,425,946.55**
046	Deferred Foreign Currency Fluctuation Asset	395,614,000.00	530,086,000.00
048	**Total**	**3,050,890,731.74**	**2,277,038,820.64**
049		0.00	0.00
050		0.00	0.00
061	Advances include amount due from the following Private Companies in which Directors of the Company are also Directors in such Companies	0.00	0.00
063		0.00	0.00
064	NTPC GE Power Services Pvt.Ltd.	0.00	0.00
065		0.00	0.00
066	Ratnagiri Gas & Power Private Ltd.	0.00	0.00
067	Aravali Power Company Private Ltd.	0.00	0.00
068	NTPC-SCCL Global Ventures Private Ltd.	0.00	0.00
069	NTPC BHEL Power Projects Private Ltd.	0.00	0.00
070	Meja Urja Nigam Private Limited	0.00	0.00
071	Nabinagar Power Generating Company Ltd.	0.00	0.00
072	National High Power Test Labortory Private Ltd.	0.00	0.00
074	CIL NTPC Urja Private Ltd.	0.00	0.00
076		0.00	0.00

Locked: 14.05.2021 - 15:18:24

Run on: 14.11.2024 - 09:35:51 Version: 0

Add. General Manager (Commercial)
NTPC LIMITED

UNCHAHAR SUPER THERMAL POWER STATION

NOTE NO. 11 TO THE FS-NCA-OTHER NON-CURRENT ASSETS **(Amount in ₹)**

	As at	31.03.2021	31.03.2020
077	**Related Party (Adv)**	**0.00**	**0.00**
078	Key Management personel	0.00	0.00
079	Subsidiary companies	0.00	0.00
080	Joint Venture companies	0.00	0.00
081	Contractors	0.00	0.00
082	Others	0.00	0.00
084		0.00	0.00
085	**Total**	**0.00**	**0.00**

Locked: 14.05.2021 - 15:18:24
Run on: 14.11.2024 - 09:35:51 Version: 0

Add. General Manager (Commercial)
NTPC LIMITED

UNCHAHAR SUPER THERMAL POWER STATION

NOTE NO. 12 TO THE FS-CA-INVENTORIES **(Amount in ₹)**

	As at	31.03.2021	31.03.2020
001	**INVENTORIES**	**0.00**	**0.00**
002		**0.00**	**0.00**
003	Coal	1,564,444,966.27	4,176,047,288.78
004	Fuel oil	149,671,401.13	78,704,440.88
005	Naphtha	0.00	0.00
006	Stores and spares	1,430,616,048.91	1,459,457,304.31
007	Chemicals & consumables	42,734,887.60	42,393,710.72
008	Loose tools	3,509,994.83	3,555,103.72
009	Steel Scrap	3,686,021.85	4,850,044.16
010	Others*	351,980,243.84	332,582,776.20
011	**Sub Total**	**3,546,643,564.43**	**6,097,590,668.77**
012	Less: Provision for shortages	381,620.38	363,644.82
013	Less: Provision for obsolete/ unservicable/dimunition in value of surplus inventory	28,207,890.73	28,207,890.73
014		0.00	0.00
015	**Total**	**3,518,054,053.32**	**6,069,019,133.22**
016	**Inventories include material in transit**	**0.00**	**0.00**
017	Coal	114,343,615.20	251,673,158.00
018	Fuel oil	1,965,761.81	0.00
019	Naphtha	0.00	0.00
020	Stores and spares	6,974,182.00	38,798,535.91
021	Chemicals & consumables	0.00	46,315.00
022	Loose tools	260,165.00	260,165.00
023	Others	1,197,418.90	0.00
024		**0.00**	**0.00**
025	Inventory items other than steel scrap have been valued considering Note 1.	0.00	0.00

Locked: 14.05.2021 - 15:18:25
Run on: 14.11.2024 - 09:35:55 Version: 0

Add. General Manager (Commercial)
NTPC LIMITED

NOTE NO. 13 TO THE FS-CA-INVESTMENTS

(Amount in ₹)

	As at	No. of shares	Face value	31.03.2021	31.03.2020
001	CURRENT INVESTMENTS			0.00	0.00
002	(Valuation as per Note 1)			0.00	0.00
003				0.00	0.00
033	Investment in Mutual Funds (Details as under)			0.00	0.00
034	SBI-Magnum Insta Cash Fund-DDR			0.00	0.00
035	SBI Premier Liquid Fund Super-IP-DDR			0.00	0.00
036	SBI-SHF Ultra Short Term Fund-IP-DDR			0.00	0.00
037	UTI Money Market- IP-Direct-Growth			0.00	0.00
038	IDBI-Liquid plan- Direct-Growth			0.00	0.00
039	Canara Robeco Liquid Fund Super-IP-DDR			0.00	0.00
040	Canara Robeco Treasury Advantage Fund Super-IP-DDR			0.00	0.00
041	IDBI Liquid Fund-DDR			0.00	0.00
042	SBI Premier Liquid fund-Direct DDR (Ash Fund)			0.00	0.00
043	UTI Liquid CashPlan - IP - DDR (Ash Funds)			0.00	0.00
044	IDBI Liquid Fund - DDR - (Ash Funds)			0.00	0.00
045	Baroda Liquid Fund - Direct - Growth			0.00	0.00
046	Sub Total			0.00	0.00
047				0.00	0.00
052	Unquoted Investments			0.00	0.00
054				0.00	0.00
066	TOTAL			0.00	0.00
067				0.00	0.00

Locked: 14.05.2021 - 15:18:25
Run on: 14.11.2024 - 09:35:59 Version: 0

Add. General Manager (Commercial)
NTPC LIMITED

UNCHAHAR SUPER THERMAL POWER STATION

NOTE NO. 14 TO THE FS-CA-TRADE RECEIVABLES **(Amount in ₹)**

	As at	31.03.2021	31.03.2020
001	**TRADE RECEIVABLES (current)***	**0.00**	**0.00**
002		0.00	0.00
003	Secured,Considered Good	0.00	0.00
004	Unsecured , considered good	0.00	0.00
005	Credit impaired	0.00	0.00
006	**Sub-Total**	**0.00**	**0.00**
007	**Total**	**0.00**	**0.00**
008	Less: Allowance for credit impaired receivables	0.00	0.00
009	**Total**	**0.00**	**0.00**
010	Less: Discom Clearing	0.00	0.00
012	**Grand Total**	**0.00**	**0.00**
013	* After adjustment for Unbilled Revenue	0.00	0.00
014	Long-term trade receivables	0.00	0.00
015	TCS Clearing	0.00	0.00
016	Discom Clearing	0.00	0.00

Locked: 14.05.2021 - 15:18:25
Run on: 14.11.2024 - 09:36:03 Version: 0

अपर महाप्रबंधक (वाणिज्यिक)
Addl. General Manager (Commercial)
एन टी पी सी लिमिटेड/NTPC LIMITED

UNCHAHAR SUPER THERMAL POWER STATION

NOTE NO. 15 TO THE FS-CA-CASH AND CASH EQUIVALENTS **(Amount in ₹)**

	As at	31.03.2021	31.03.2020
001	**CASH & BANK BALANCES**	**0.00**	**0.00**
002	**Cash & Cash Equivalents**	**0.00**	**0.00**
003	Balances with Banks	756,288.80	1,837,434.32
004	Cheques & Drafts on hand	0.00	0.00
005	Cash on hand	0.00	0.00
006	Others (stamps in hand)	48,181.00	15,213.00
007	Bank deposits with original maturity upto three months	0.00	0.00
008	Balances with RBI	0.00	0.00
009		0.00	0.00
010	**Total**	**804,469.80**	**1,852,647.32**

Locked: 14.05.2021 - 15:18:26
Run on: 14.11.2024 - 09:36:06 Version: 0

Add. General Manager (Commercial)
NTPC LIMITED

UNCHAHAR SUPER THERMAL POWER STATION

NOTE NO. 16 TO THE FS-CA-BANK BALANCES OTHER THAN CASH AND CASH EQUIVALENTS **(Amount in ₹)**

	As at	31.03.2021	31.03.2020
001	**Other Bank Balances**	**0.00**	**0.00**
002	Deposits with original maturity of more than three months but not more than twelve months	0.00	0.00
003	Earmarked balances with banks*	0.00	0.00
004	**SubTotal**	**0.00**	**0.00**
005	Interest accrued on deposits	0.00	0.00
006		0.00	0.00
007	**Total**	**0.00**	**0.00**
008		0.00	0.00
009	**Earmarked balances with banks consist of :**	**0.00**	**0.00**
010	Unpaid dividend account balance	0.00	0.00
011	Towards public deposit repayment reserve	0.00	0.00
012	Towards redemption of bonds due for repayment within one year	0.00	0.00
013	Security with Government/other authorities	0.00	0.00
014	Unpaid refund/interest account balance - Tax free bonds/ Bonus Debentures	0.00	0.00
015	Earmarked for RGGVY/DDUGJY/SAUBHAGYA Fund	0.00	0.00
016	Earmarked for Flyash Utilisation Reserve Fund	0.00	0.00
017	Deposits with original maturity upto three months as per court orders	0.00	0.00
018	Payment Security Scheme of MNRE NSM (NTPC)	0.00	0.00
019	Payment Security Scheme of MNRE NSM (NVVN)	0.00	0.00
020	Enforcement Directorate of Solar Plant(NVVN)	0.00	0.00
021	Bank guarantee Fund of MNRE (NVVN)	0.00	0.00
022	Others	0.00	0.00
023		0.00	0.00
024		0.00	0.00
025		0.00	0.00
026	**Sub-total**	**0.00**	**0.00**
030	**Total**	**0.00**	**0.00**
031		0.00	0.00
032	Bank deposits with original maturity of less than three months- other than earmarked	0.00	0.00
033	Bank deposits with original maturity of more than three months but not more than twelve months- other than earmarked	0.00	0.00
034	Earmarked bank balances (current account)	0.00	0.00

Locked: 14.05.2021 - 15:18:26
Run on: 14.11.2024 - 09:36:10 Version: 0

Add. General Manager (Commercial)
NTPC LIMITED

UNCHAHAR SUPER THERMAL POWER STATION

NOTE NO. 17 TO THE FS-CA-LOANS **(Amount in ₹)**

	As at	31.03.2021	31.03.2020
001	**Current financial assets - Loans**	**0.00**	**0.00**
002	**Loans (current)-including interest accrued**	**0.00**	**0.00**
004	**Related Parties**	**0.00**	**0.00**
005	Secured	0.00	0.00
006	Un-Secured	0.00	0.00
007	With significant increase in Credit Risk	0.00	0.00
008	Credit impaired	0.00	0.00
009		**0.00**	**0.00**
010	**Employees**	**0.00**	**0.00**
011	Secured	16,279,781.28	17,480,308.31
012	Unsecured	54,377,506.49	59,444,937.30
013	With significant increase in Credit Risk	0.00	0.00
014	Credit impaired	0.00	0.00
015	Less : Employee Loans Discounting	0.00	0.00
016	**Loan to State Government in settlement of dues from customers (Unsecured)**	**0.00**	**0.00**
017		0.00	0.00
018	**Others**	**0.00**	**0.00**
019	Secured	0.00	0.00
020	Unsecured	0.00	0.00
021	With significant increase in Credit Risk	0.00	0.00
022	Credit impaired	0.00	0.00
023		**0.00**	**0.00**
024	Less: Allowance for credit impaired loans	0.00	0.00
025	**Total (Loans)**	**70,657,287.77**	**76,925,245.61**
026		**0.00**	**0.00**
027	**Due from Directors and Officers of the Company**	**0.00**	**0.00**
028	Directors	0.00	0.00
029	Officers	0.00	0.00
030		**0.00**	**0.00**
031	**Loans to related parties include:**	**0.00**	**0.00**
032	i)Key management personel	0.00	0.00
033	ii)Subsidiary companies	0.00	0.00
034	KBUNL	0.00	0.00
035	RGPPL	0.00	0.00
036	NVVN	0.00	0.00
037	iii)Joint Venture companies	0.00	0.00
038	iv)others	0.00	0.00
039		0.00	0.00
059	RPD	0.00	0.00
060	i)Key management personel	0.00	0.00
061	ii)Subsidiary companies	0.00	0.00
062	iii)Joint Venture companies	0.00	0.00
063	iv)Others	0.00	0.00
064		0.00	0.00
065	**Total**	**0.00**	**0.00**

Locked: 14.05.2021 - 15:18:27

Run on: 14.11.2024 - 09:36:14 Version: 0

Add. General Manager (Commercial)
NTPC LIMITED

UNCHAHAR SUPER THERMAL POWER STATION

NOTE NO. 18 TO THE FS-CA-OTHER FINANCIAL ASSETS **(Amount in ₹)**

	As at	31.03.2021	31.03.2020
001	**Other Financial Assets (current)**	**0.00**	**0.00**
002		0.00	0.00
003	**ADVANCES**	**0.00**	**0.00**
004		**0.00**	**0.00**
005	**Related Parties**	**0.00**	**0.00**
006	Secured	0.00	0.00
007	Un-Secured	8,152,208.36	-13,030,896.18
008	Considered doubtful	0.00	0.00
009		**0.00**	**0.00**
010	**Employees**	**0.00**	**0.00**
012	Unsecured	3,041,523.64	3,476,186.13
013	Considered Doubtful	0.00	0.00
014		**0.00**	**0.00**
020	**Others**	**0.00**	**0.00**
021	Secured	0.00	0.00
022	Unsecured	-1,071,258.00	0.00
023	Considered Doubtful	0.00	0.00
024		**0.00**	**0.00**
025	Less: Allowance for bad & doubtful advances	0.00	0.00
026		**0.00**	**0.00**
033	**Total (Advances)**	**10,122,474.00**	**-9,554,710.05**
044		**0.00**	**0.00**
045	**Claims Recoverable**	**0.00**	**0.00**
046	Secured	0.00	0.00
047	Unsecured, considered good	2,252,996.20	1,130,345.34
048	Considered Doubtful	0.00	0.00
049	Less:- Allowance for doubtful claims	0.00	0.00
050	Others-Claims Recoverable	0.00	0.00
051		**0.00**	**0.00**
052	Unbilled Revenue	0.00	0.00
053	Hedging cost recoverable from beneficiaries	0.00	0.00
054	Derivative MTM Asset	0.00	0.00
055	Finance Lease Receivable	0.00	0.00
056	Mine Closure Deposit	0.00	0.00
057	**Other Accrued Income**	**0.00**	**0.00**
058	Secured,Considered Good	0.00	0.00
059	Unsecured , considered good	26,088,442.60	11,547,602.03
060	Credit impaired	0.00	0.00
061	Sub-Total	26,088,442.60	11,547,602.03
062	Less: Allowance for credit impaired receivables	0.00	0.00
063	**Total**	**0.00**	**0.00**
064		0.00	0.00
065	Others*	0.00	0.00
066	**Total**	**38,463,912.80**	**3,123,237.32**
067	* Other include amount recoverable from contractors and other parties towards hire charges, rent/electricity etc.	0.00	0.00

Locked: 14.05.2021 - 15:18:27

Run on: 14.11.2024 - 09:36:18 Version: 0

Add. General Manager (Commercial)
NTPC LIMITED

UNCHAHAR SUPER THERMAL POWER STATION

NOTE NO. 18 TO THE FS-CA-OTHER FINANCIAL ASSETS **(Amount in ₹)**

	As at	31.03.2021	31.03.2020
068	**Advances to related parties include:**	**0.00**	**0.00**
069	i)Key management personel	0.00	0.00
070	ii)Subsidiary companies	0.00	0.00
071	iii)Joint Venture companies	0.00	0.00
072	iv)Contractors	0.00	0.00
073	v)Others	0.00	0.00
074		**0.00**	**0.00**
075	Advances include amount due from the following Private Companies in which Directors of the Company are also Directors in such Companies	0.00	0.00
076		**0.00**	**0.00**
077		0.00	0.00
078	NTPC GE Power Services Pvt.Ltd.	0.00	0.00
079	Ratnagiri Gas & Power Private Ltd.	0.00	0.00
080	Aravali Power Company Private Ltd.	0.00	0.00
081	NTPC-SCCL Global Ventures Private Ltd.	0.00	0.00
082	NTPC BHEL Power Projects Private Ltd.	0.00	0.00
083	Meja Urja Nigam Private Limited	0.00	0.00
084	Nabinagar Power Generating Company Ltd.	0.00	0.00
085	National High Power Test Labortory Private Ltd.	0.00	0.00
086	International Coal Ventures Private Ltd.	0.00	0.00
087	CIL NTPC Urja Private Ltd.	0.00	0.00
089	Bangladesh-India Friendship Power Co. Pvt.Ltd.	0.00	0.00
090	TCS Clearing	0.00	0.00
091	Related Party (Adv)- Employee	0.00	0.00
092	Related Party (Adv)- Subsidiaries	0.00	0.00
093	Related Party (Adv)- Joint Ventures	0.00	0.00
094	Related Party (Adv)- Contractors	0.00	0.00
095	Related Party (Adv)- Others	8,152,208.36	-13,030,896.18
096		0.00	0.00
097		0.00	0.00
098		0.00	0.00
099		0.00	0.00
100	**Total**	**8,152,208.36**	**-13,030,896.18**

Locked: 14.05.2021 - 15:18:27
Run on: 14.11.2024 - 09:36:18 Version: 0

Add. General Manager (Commercial)
NTPC LIMITED

UNCHAHAR SUPER THERMAL POWER STATION

NOTE NO. 19 TO THE FS-CA-OTHER CURRENT ASSETS **(Amount in ₹)**

	As at	31.03.2021	31.03.2020
001	**OTHER CURRENT ASSETS**	**0.00**	**0.00**
002	Security Deposits (Unsecured)	0.00	0.00
003	Deposit with Customs, port trust & others*	16,772,464.00	16,772,464.00
004	**ADVANCES**	**0.00**	**0.00**
005		**0.00**	**0.00**
006	**Related Parties**	**0.00**	**0.00**
007	Secured	0.00	0.00
008	Un-Secured	199,676,515.55	109,004,907.55
009	Considered doubtful	0.00	0.00
010		**0.00**	**0.00**
011	**Employees(including imprest)**	**0.00**	**0.00**
012	Secured	0.00	0.00
013	Unsecured	-139,210.92	-209,953.92
014	Considered Doubtful	0.00	0.00
015		**0.00**	**0.00**
016	**Contractors & Suppliers**	**0.00**	**0.00**
017	Secured	0.00	0.00
018	Unsecured	679,085,303.96	620,689,702.72
019	Considered Doubtful	0.00	0.00
020		0.00	0.00
021	**Others****	**0.00**	**0.00**
022	Secured	0.00	0.00
023	Unsecured	0.00	3,699,873.00
024	Considered Doubtful	0.00	0.00
025	Less: Allowance for bad & doubtful advances	0.00	0.00
026	Receivable from MCP Escrow A/c	0.00	0.00
027	Deferred Payroll Expenses (Secured)	2,401,297.51	2,826,572.64
028	Deferred Payroll Expenses (Unsecured)	3,723,008.98	4,339,636.55
029	**Sub-total**	**6,124,306.49**	**7,166,209.19**
030	**Interest accrued on :**	**0.00**	**0.00**
031	Advances to contractors	0.00	0.00
032		**0.00**	**0.00**
033	**Claims Recoverable**	**0.00**	**0.00**
034	Secured	0.00	0.00
035	Unsecured, considered good	3,938,188,114.61	4,400,896,019.99
036	Considered Doubtful	0.00	0.00
037	Less:- Allowance for doubtful claims	0.00	0.00
038		**0.00**	**0.00**
039	Deferred premium on forward exchange contract/ Option Assets	0.00	0.00
041	Assets Held for Disposal	2,894,715.05	2,894,715.05
042	Others	1,744,569.19	1,741,165.77
043		0.00	0.00
044	**Total (Other Current Assets)**	**4,844,346,777.93**	**5,162,655,103.35**
045	**Include Prepaid Expenses	0.00	3,699,873.00
046	*Includes sales tax/Entry tax/VAT deposited under protest with Sales Tax Authorities	1,381,231.00	0.00

Locked: 14.05.2021 - 15:18:28

Run on: 14.11.2024 - 09:36:22 Version: 0

Add. General Manager (Commercial)

497

UNCHAHAR SUPER THERMAL POWER STATION

NOTE NO. 19 TO THE FS-CA-OTHER CURRENT ASSETS **(Amount in ₹)**

	As at	31.03.2021	31.03.2020
047	*Includes deposited with courts	0.00	0.00
048	*Includes deposited with LIC for annuity payments	0.00	0.00
049	* Includes deposits with WRD / against BG in r/o finance lease	0.00	0.00
050	Other include amount recoverable from contractors and other parties towards hire charges, rent/electricity etc.	0.00	0.00
052	**Advances to related parties include:**	**0.00**	**0.00**
053	i)Key management personel	0.00	0.00
054	ii)Subsidiary companies	0.00	0.00
055	iii)Joint Venture companies	0.00	0.00
056	Contractors	0.00	0.00
057	Others	0.00	0.00
058		0.00	0.00
059	Advances include amount due from the following Private Companies in which Directors of the Company are also Directors in such Companies	0.00	0.00
060		**0.00**	**0.00**
061		0.00	0.00
062	Related Party (Adv)- Employee	0.00	0.00
063	Related Party (Adv)- Subsidiaries	0.00	0.00
064	Related Party (Adv)- Joint Venture	0.00	13,263,622.00
065	Related Party (Adv)- Contractors	199,397,175.44	95,144,468.44
066	Related Party (Adv)- Others	279,340.11	596,817.11
067	**Total**	**199,676,515.55**	**109,004,907.55**
068		0.00	0.00

Locked: 14.05.2021 - 15:18:28
Run on: 14.11.2024 - 09:36:22 Version: 0

Add. General Manager (Commercial)
NTPC LIMITED

UNCHAHAR SUPER THERMAL POWER STATION

NOTE NO. 20 TO THE FS--REGULATORY DEFERRAL ACCOUNT DEBIT BALANCES **(Amount in ₹)**

	As at	31.03.2021	31.03.2020
001	On account of Exchange Differences	290,885,702.14	276,257,508.74
002	On account of employee benefit exp	392,897,237.00	392,897,237.00
003	Regulatory deferred account - deferred	0.00	0.00
004	Deferred asset for ash transportation	3,133,910,662.85	1,684,999,465.35
005	Deferred asset for Arbitration Award	0.00	0.00
006	**Total**	**3,817,693,601.99**	**2,354,154,211.09**

Locked: 14.05.2021 - 15:18:27
Run on: 14.11.2024 - 09:36:31 Version: 0

Add. General Manager (Commercial)
NTPC LIMITED

UNCHAHAR SUPER THERMAL POWER STATION

NOTE NO. 21 TO THE FS-EQUITY-EQUITY SHARE CAPITAL **(Amount in ₹)**

	As at	31.03.2021	31.03.2020
001	**SHARE CAPITAL**	**0.00**	**0.00**
002	**Equity Share Capital**	**0.00**	**0.00**
003	**Authorised**	**0.00**	**0.00**
004	10,000,000,000 equity shares of Rs.10/- each (Previous year 10,000,000,000 eq shares of Rs.10/- each)	0.00	0.00
005	**Issued,Subscribed and fully Paid-up**	**0.00**	**0.00**
006	9,69,66,66,134 equity shares of Rs.10/- (Pv. Year 9,894,557,280 equity shares of Rs.10/- each)	0.00	0.00
007		**0.00**	**0.00**
008	**Total**	**0.00**	**0.00**
009	During FY 2018-19, the company has issued 1,649,092,880 equity shares of Rs.10/- each as fully paid bonus shares	0.00	0.00
010	The holders of the equity shares are entitled to receive dividends as declared from time to time, and are entitled to one vote per share at meetings of the company.	0.00	0.00
011	Details of shareholders holding more than 5% shares in the company	0.00	0.00
012	- President of India	0.00	0.00
013	No. of Shares	0.00	0.00
014	% of holding	0.00	0.00
015	- Life Insurance Corporation of India/ICICI Prudential Mutual Fund	0.00	0.00
016	No. of Shares	0.00	0.00
017	% of holding	0.00	0.00

Locked: 14.05.2021 - 15:18:20
Run on: 14.11.2024 - 09:36:34 Version: 0

Add. General Manager (Commercial)
NTPC LIMITED

UNCHAHAR SUPER THERMAL POWER STATION

NOTE NO. 22 TO THE FS-EQUITY-OTHER EQUITY **(Amount in ₹)**

	As at	31.03.2021	31.03.2020
001	RESERVE AND SURPLUS	0.00	0.00
002		**0.00**	**0.00**
003	**Capital Reserve**	**0.00**	**0.00**
004	As per last financial statements	0.00	0.00
006	Add : Grants received during the year	0.00	0.00
007	Add: Transfer from Surplus	0.00	0.00
008	Less: Write back during the year/period	0.00	0.00
009	Less: Adjustments during the year/period	0.00	0.00
010	**Sub-Total**	**0.00**	**0.00**
011	**Securities Premium Account**	**0.00**	**0.00**
012	As per last financial statements	0.00	0.00
013	Add: Additions during the year/period	0.00	0.00
014	Less: Adjustments during the year/period	0.00	0.00
015	**Sub-Total**	**0.00**	**0.00**
016	**Bonds Redemption Reserve**	**0.00**	**0.00**
017	As per last financial statements	0.00	0.00
018	Add: Transfer from Surplus	0.00	0.00
019	Less: Transfer to surplus on redemption	0.00	0.00
020	Less: Adjustments during the year/ period	0.00	0.00
021	**Sub-Total**	**0.00**	**0.00**
022	**Capital Redemption Reserve**	**0.00**	**0.00**
023	As per last financial statements	0.00	0.00
024	Add: Transfer from Surplus	0.00	0.00
025	Less: Transfer to surplus on redemption	0.00	0.00
026	Less: Adjustments during the year/ period	0.00	0.00
027	**Sub-Total**	**0.00**	**0.00**
028	**Share Application money Allotment**	**0.00**	**0.00**
029	As per last financial statements	0.00	0.00
030	Add: Addition during the year	0.00	0.00
031	Less: Utlised for allotment during the year	0.00	0.00
032	Less: Adjustments during the year/ period	0.00	0.00
033	**Sub-Total**	**0.00**	**0.00**
034	**Fly-ash utilisation reserve Fund**	**0.00**	**0.00**
035	As per last financial statements	0.00	0.00
036	Transferred to CC	0.00	0.00
037	Add:Transfer from revenue from operations	132,824,169.52	143,998,939.90
038	Add:Transfer from other income	0.00	0.00
039	Less: Utilised during the year	0.00	0.00
040	Tangible assets	0.00	0.00
041	Employee benefit expenses	0.00	0.00
042	Generation,admn. and other expenses	-132,824,169.52	-143,998,939.90
043	Tax Expenses	0.00	0.00
044	**Sub-Total**	**0.00**	**0.00**
045	**Special allowance Reserve Fund**	**0.00**	**0.00**
046	As per last financial statements	0.00	0.00
047	Add: Addition during the year	0.00	0.00

Locked: 14.05.2021 - 15:18:20
Run on: 14.11.2024 - 09:36:38 Version: 0

Add. General Manager (Commercial)
NTPC LIMITED

UNCHAHAR SUPER THERMAL POWER STATION

NOTE NO. 22 TO THE FS-EQUITY-OTHER EQUITY **(Amount in ₹)**

	As at	31.03.2021	31.03.2020
048	Less: Utlised for allotment during the year	0.00	0.00
049	Less: Adjustments during the year/ period	0.00	0.00
050	**SUB-TOTAL**	**0.00**	**0.00**
053	**Corporate social responsibility (CSR) reserve**	**0.00**	**0.00**
054	As per last financial statements	0.00	0.00
055	Add : Transfer from surplus	0.00	0.00
056	Less:-Write back during the year	0.00	0.00
057	**Sub-Total**	**0.00**	**0.00**
058	**General Reserve**	**0.00**	**0.00**
059	As per last financial statements	0.00	0.00
060	Add: Transfer from Surplus	0.00	0.00
061	Less: Transfer to Surplus	0.00	0.00
062	Less: Write back during the year /period	0.00	0.00
063	Less: Adjustments during the year /period	0.00	0.00
064	**Sub-Total**	**0.00**	**0.00**
065		**0.00**	**0.00**
066	**Retained earnings**	**0.00**	**0.00**
067	As per last financial statements	71,758,509,392.99	63,364,136,337.13
068	Add(Less):-Changes in accounting policy / prior period errors	0.00	0.00
069	Add(Less):-Profit (Loss) after tax for the year from Statement of Profit & Loss	5,185,862,755.74	8,394,373,055.86
070		0.00	0.00
071	Add: Write back from Bond Redemption Reserve	0.00	0.00
072	Add: Write back from Capital Reserve	0.00	0.00
073	Add: Write back from Foreign Project Reserve	0.00	0.00
074	Add: Write back from CSR Reserve	0.00	0.00
075	Add: Write back from General Reserve	0.00	0.00
076	Less: Transfer to Bonds Redemption Reserve	0.00	0.00
077	Less: Transfer to Special Allowance Reserve Fund	0.00	0.00
078	Less: Transfer to Foreign Project Reserve	0.00	0.00
080	Less:Transfer to Capital Reserve	0.00	0.00
081	Less:Transfer to CSR Reserve	0.00	0.00
082	Less:Transfer to General Reserve	0.00	0.00
083	Less:Interim Dividend Paid	0.00	0.00
084	Less:Tax on Interim Dividend Paid	0.00	0.00
085	Less:Final Dividend Paid	0.00	0.00
086	Less:Tax on Final Dividend Paid	0.00	0.00
087	Less: Issue of bonus debenture	0.00	0.00
088	Less: Tax on issue of bonus debenture	0.00	0.00
089	**Sub-Total**	**76,944,372,148.73**	**71,758,509,392.99**
090		0.00	0.00
091	**Remeasurement of defined benefit plans**	**0.00**	**0.00**
092	As per last financial statements	-203,052,244.21	-132,040,679.40
093	Add/(Less):- Actuarial Gains/loss through OCI	-32,836,648.31	-71,011,564.81
094	**Sub-Total**	**-235,888,892.52**	**-203,052,244.21**
095		0.00	0.00

Locked: 14.05.2021 - 15:18:20

Run on: 14.11.2024 - 09:36:38 Version: 0

अपर महाप्रबंधक (वाणिज्यिक)
Addl. General Manager (Commercial)
एन टी पी सी लिमिटेड/NTPC LIMITED

UNCHAHAR SUPER THERMAL POWER STATION

NOTE NO. 22 TO THE FS-EQUITY-OTHER EQUITY **(Amount in ₹)**

	As at	31.03.2021	31.03.2020
096	**FVTOCI Reserve**	**0.00**	**0.00**
097	As per last financial statements	0.00	0.00
098	Add(Less):-Net gain/loss of equity instruments through OCI	0.00	0.00
099	**Sub-Total**	**0.00**	**0.00**
100		**0.00**	**0.00**
101	**Total Other equity**	**76,708,483,256.21**	**71,555,457,148.78**
102		0.00	0.00

Locked: 14.05.2021 - 15:18:20
Run on: 14.11.2024 - 09:36:38 Version: 0

Add. General Manager (Commercial)
NTPC LIMITED

UNCHAHAR SUPER THERMAL POWER STATION

NOTE NO. 23 TO THE FS-NCL-BORROWINGS **(Amount in ₹)**

	As at	31.03.2021	31.03.2020
001	**LONG TERM BORROWINGS**	**0.00**	**0.00**
002	**Bonds**	**0.00**	**0.00**
003	**Secured**	**0.00**	**0.00**
004	7.37 % Tax free secured non-cumulative non-convertible redeemable bonds-2015 of Rs. 1,000/- each redeemable at par in full on 5th October 2035 (Fifty Sixth Issue - Public Issue - Series 3A).	0.00	0.00
005	7.62 % Tax free secured non-cumulative non-convertible redeemable bonds-2015 of Rs. 1,000/- each redeemable at par in full on 5th October 2035 (Fifty Sixth Issue - Public Issue - Series 3 B).	0.00	0.00
006	8.61% Tax free secured non-cumulative non-convertible redeemable bonds of ₹ 10,00,000/- each redeemable at par in full on 4th March 2034 (Fifty First Issue C - Private Placement)	0.00	0.00
007	8.66% Tax free secured non-cumulative non-convertible redeemable bonds - 2013 of ₹ 1000/- each redeemable at par in full on 16th December 2033 (Fiftieth Issue - Public Issue - Series 3A)	0.00	0.00
008	8.91% Tax free secured non-cumulative non-convertible redeemable bonds - 2013 of ₹ 1000/- each redeemable at par in full on 16th December 2033 (Fiftieth Issue - Public Issue - Series 3B)	0.00	0.00
009	7.37% Secured non-cumulative non-convertible redeemable taxable bonds of Rs. 10,00,000/- each redeemable at par in full on 14th December 2031 (Sixty Sixth Issue - Private Placement)	0.00	0.00
010	7.49% Secured non-cumulative non-convertible redeemable taxable bonds of Rs. 10,00,000/- each redeemable at par in full on 7th November 2031 (Sixty Fourth Issue - Private Placement)	0.00	0.00
011	7.28 % Tax free secured non-cumulative non-convertible redeemable bonds-2015 of Rs. 1,000/- each redeemable at par in full on 5th October 2030 (Fifty Sixth Issue - Public Issue - Series	0.00	0.00

Locked: 14.05.2021 - 15:18:21

Run on: 14.11.2024 - 09:36:42 Version: 0

Add. General Manager (Commercial)
NTPC LIMITED

	As at	31.03.2021	31.03.2020
	2A)		
012	7.53 % Tax free secured non-cumulative non-convertible redeemable bonds-2015 of Rs. 1,000/- each redeemable at par in full on 5th October 2030 (Fifty Sixth Issue - Public Issue - Series 2 B).	0.00	0.00
013	7.32% Secured non-cumulative non-convertible redeemable taxable bonds of Rs 10,00,000/- each redeemable at par in full on 17 July 2029 (Sixty Ninth Issue - Private Placement)	0.00	0.00
014	8.63% Tax free secured non-cumulative non-convertible redeemable bonds of ₹ 10,00,000/- each redeemable at par in full on 4th March 2029 (Fifty First Issue B - Private Placement)	0.00	0.00
015	8.30% Secured non-cumulative non-convertible redeemable taxable bonds of Rs 10,00,000/- each redeemable at par in full on 15 January 2029 (Sixty Seventh Issue - Private Placement)	0.00	0.00
016	8.48% Tax free secured non-cumulative non-convertible redeemable bonds - 2013 of ₹ 1000/- each redeemable at par in full on 16th December 2028 (Fiftieth Issue - Public Issue - Series 2A)	0.00	0.00
017	8.73% Tax free secured non-cumulative non-convertible redeemable bonds - 2013 of ₹ 1000/- each redeemable at par in full on 16th December 2028 (Fiftieth Issue - Public Issue - Series 2B)	0.00	0.00
018	7.47% Secured non-cumulative non-convertible redeemable taxable bonds of Rs. 10,00,000/- each redeemable at par in full on 16th September 2026 (Sixty Third Issue - Private Placement)	0.00	0.00
019	7.58% Secured non-cumulative non-convertible redeemable taxable bonds of Rs. 10,00,000/- each redeemable at par in	0.00	0.00

Locked: 14.05.2021 - 15:18:21
Run on: 14.11.2024 - 09:36:42 Version: 0

Add. General Manager (Commercial)
NTPC LIMITED

	As at	31.03.2021	31.03.2020
	full on 23rd August 2026 (Sixty Second Issue - Private Placement)		
020	8.05% Secured non-cumulative non-convertible redeemable taxable bonds of Rs. 10,00,000/- each redeemable at par in full on 5th May 2026 (Sixtieth Issue - Private Placement)	0.00	0.00
021	8.19% Secured non-cumulative non-convertible redeemable taxable bonds of Rs. 10,00,000/- each redeemable at par in full on 15th December 2025 (Fifty Seventh Issue - Private Placement)	0.00	0.00
022	7.11 % Tax free secured non-cumulative non-convertible redeemable bonds-2015 of Rs. 1,000/- each redeemable at par in full on 5th October 2025 (Fifty Sixth Issue - Public Issue - Series 1A).	0.00	0.00
023	7.36 % Tax free secured non-cumulative non-convertible redeemable bonds-2015 of Rs. 1,000/- each redeemable at par in full on 5th October 2025 (Fifty Sixth Issue - Public Issue - Series 1 B).	0.00	0.00
024	7.15% Tax free secured non-cumulative non-convertible redeemable bonds - 2015 of Rs. 10,00,000/- each redeemable at par in full on 21st August 2025 (Fifty Fifth Issue - Private Placement)	0.00	0.00
025	9.17% Secured non-cumulative non-convertible redeemable taxable bonds of ₹ 10,00,000/- each redeemable at par in full on 22nd September 2024 (53rd Issue - private placement).	0.00	0.00
026	9.34% Secured non-cumulative non-convertible redeemable taxable bonds of ₹10,00,000/- each redeemable at par in full on 24th March 2024 (Fifty Second issue - private placement)	0.00	0.00
027	8.19% Tax free secured non-cumulative non-convertible redeemable bonds - 2013 of ₹ 10,00,000/- each redeemable at	0.00	0.00

Add. General Manager (Commercial)
NTPC LIMITED

	As at	31.03.2021	31.03.2020
	par in full on 4th March 2024 (Fifty First Issue A - Private Placement)		
028	8.41% Tax free secured non-cumulative non-convertible redeemable bonds - 2013 of ₹ 1000/- each redeemable at par in full on 16th December 2023 (Fiftieth Issue - Public Issue - Series 1A)	0.00	0.00
029	8.66% Tax free secured non-cumulative non-convertible redeemable bonds - 2013 of ₹ 1000/- each redeemable at par in full on 16th December 2023 (Fiftieth Issue - Public Issue - Series 1B)	0.00	0.00
030	9.25% Secured non-cumulative non-convertible redeemable taxable bonds of ₹10,00,000/- each with five equal separately transferable redeemable principal parts (STRPP) redeemable at par at the end of 11th year and in annual installments thereafter upto the end of 15th year respectively commencing from 4th May 2023 and ending on 4th May 2027 (Forty fourth issue - private placement)VII	0.00	0.00
031	8.48% Secured non-cumulative non-nonvertible redeemable taxable bonds of ₹ 10,00,000/- each redeemable at par in full on 1st May 2023 (Seventeenth Issue - private placement)I	0.00	0.00
032	8.80% Secured non-cumulative non-convertible redeemable taxable bonds of ₹10,00,000/- each redeemable at par in full on 4th April 2023 (Forty ninth issue -private placement	0.00	0.00
033	8.49% Secured non-cumulative non-convertible redeemable taxable fully paid-up bonus debentures of Rs. 12.50 each redeemable at par in three annual installments of Rs. 2.50, Rs. 5.00 and Rs. 5.00 at the end of 8th year, 9th year and 10th year on 25th March 2023; 25th March 2024 and 25th March 2025 respectively (Fifty Fourth Issue -Bonus Debentures)X - (refer Note 5 d)	0.00	0.00
034	8.73% Secured non-cumulative	0.00	0.00

	As at	31.03.2021	31.03.2020
	non-convertible redeemable taxable bonds of ₹ 10,00,000/- each redeemable at par in full on 07th March 2023 (Forty eighth issue - private placement)		
035	9.00% Secured non-cumulative non-convertible redeemable taxable bonds of ₹ 10,00,000/- each with five equal separately transferable redeemable principal parts (STRPP) redeemable at par at the end of 11th year and in annual installments thereafter upto the end of 15th year respectively commencing from 25th January 2023 and ending on 25th January 2027 (Forty second issue- private placement)III	0.00	0.00
036	8.84% Secured non-cumulative non-convertible redeemable taxable bonds of ₹10,00,000/- each redeemable at par in full on 4th October 2022 (Forty seventh issue- private placement)VII	0.00	0.00
037	7.93% Secured non-cumulative non-convertible redeemable taxable bonds of ' 10,00,000/- each redeemable at par in full on 03 May 2022 (68th Issue - Private Placement)	0.00	0.00
038	6.72% Secured non-cumulative non-convertible redeemable taxable bonds of Rs. 10,00,000/- each redeemable at par in full on 24th November 2021 (Sixty Fifth Issue - Private Placement)	0.00	0.00
039	8.10% Secured Non-Cumulative Non-Convertible Redeemable Taxable Bonds of Rs. 30,00,000/- each redeemable at par in three equal separately transferable redeemable principal parts (STRPP) at the end of 5th year, 10th year & 15th year on 27th May 2021, 27th May 2026 and 27th May 2031 respectively (Sixty First Issue- Private Placement)	0.00	0.00
040	8.33% Secured non-cumulative non-convertible redeemable taxable bonds of Rs.10,00,000/- each redeemable at par in full on 24th February 2021	0.00	0.00

Add. General Manager (Commercial)
NTPC LIMITED

	As at	31.03.2021	31.03.2020
	(Fifty Ninth Issue - Private Placement).		
042	8.93% Secured non-cumulative non-convertible redeemable taxable bonds of ₹ 10,00,000/- each redeemable at par in full on 19th January 2021 Thirty seventh issue - private placement)III	0.00	0.00
043	8.18% Secured non-cumulative non-convertible redeemable taxable bonds of Rs.10,00,000/- each redeemable at par in full on 31st December 2020 (Fifty Eight Issue - Private Placement).	0.00	0.00
044	8.73 % Secured non-cumulative non-convertible redeemable taxable bonds of ₹ 10,00,000/- each redeemable at par in full on 31st March 2020 (Thirty third issue- private placement)III	0.00	0.00
045	8.78 % Secured non-cumulative non-convertible redeemable taxable bonds of ₹ 10,00,000/- each redeemable at par in full on 9th March 2020 (Thirty first issue- private placement)III	0.00	0.00
046	11.25% Secured non-cumulative non-convertible redeemable taxable bonds of ₹ 10,00,000/- each redeemable at par in five equal annual installments commencing from 6th Nov 2019 and ending on 6th Nov 2023 (Twenty seventh issue - private placement)III	0.00	0.00
047	7.89% Secured non-cumulative non-convertible redeemable taxable bonds of ₹ 10,00,000/- each redeemable at par in full on 5th May 2019 (Thirtieth issue - private placement)III	0.00	0.00
048	8.65% Secured non-cumulative non-convertible redeemable taxable bonds of ₹10,00,000/- each redeemable at par in full on 4th February 2019 (Twenty ninth issue - private placement)III	0.00	0.00
049	7.50% Secured non-cumulative non-convertible redeemable taxable bonds of ₹ 10,00,000/- each redeemable at par in full	0.00	0.00

	As at	31.03.2021	31.03.2020
	on 12th January 2019 (Nineteenth issue - private placement)II		
050	11% Secured non-cumulative non-convertible redeemable taxable bonds of ₹ 10,00,000/- each redeemable at par in full on 21st November 2018 (Twenty eighth issue - private placement)III	0.00	0.00
051	9.3473% Secured non-cumulative non-convertible redeemable taxable bonds of ₹15,00,000/- each with fifteen equal separately transferable redeemable principal parts (STRPP) redeemable at par at the end of 6th year and in annual installments thereafter upto the end of 20th year respectively commencing from 20th July 2018 and ending on 20th July 2032 (Forty sixth issue - private placement)VII	0.00	0.00
052	9.4376% Secured non-cumulative non-convertible redeemable taxable bonds of ₹ 15,00,000/- each with fifteen equal separately transferable redeemable principal parts (STRPP) redeemable at par at the end of 6th year and in annual installments thereafter upto the end of 20th year respectively commencing from 16th May 2018 and ending on 16th May 2032 (Forty fifth issue - private placement)VII	0.00	0.00
053	8.00% Secured non-cumulative non-convertible redeemable taxable bonds of ₹ 10,00,000/- each redeemable at par in full on 10th April 2018 (Sixteenth issue -private placement)I	0.00	0.00
054	9.2573% Secured non-cumulative non-convertible redeemable taxable bonds of ₹ 15,00,000/- each with fifteen equal separately transferable redeemable principal parts (STRPP) redeemable at par at the end of 6th year and in annual installments thereafter upto the end of 20th year respectively commencing from 2nd March 2018 and ending on 2nd March 2032 (Forty third issue - private placement)III	0.00	0.00
055	9.6713% Secured non-cumulative non-convertible redeemable taxable bonds	0.00	0.00

	As at	31.03.2021	31.03.2020
	of ₹ 15,00,000/- each with fifteen equal separately transferable redeemable principal parts (STRPP) redeemable at par at the end of 6th year and in annual installments thereafter upto the end of 20th year respectively commencing from 23rd December 2017 and ending on 23rd December 2031 (Forty first issue - private placement)III		
056	9.558% Secured non-cumulative non-convertible redeemable taxable bonds of ₹ 15,00,000/- each with fifteen equal separately transferable redeemable principal parts (STRPP) redeemable at par at the end of 6th year and in annual installments thereafter upto the end of 20th year respectively commencing from 29th July 2017 and ending on 29th July 2031(Fourtieth issue-private placement)III	0.00	0.00
057	9.3896% Secured non-cumulative non-convertible redeemable taxable bonds of ₹ 15,00,000/- each with fifteen equal separately transferable redeemable principal parts (STRPP) redeemable at par at the end of 6th year and in annual installments thereafter upto the end of 20th year respectively commencing from 9th June 2017 and ending on 9th June 2031(Thirty ninth issue-private placement)III	0.00	0.00
058	9.17% Secured non-cumulative non-convertible redeemable taxable bonds of ₹ 15,00,000/- each with fifteen equal separately transferable redeemable principal parts (STRPP) redeemable at par at the end of 6th year and in annual installments thereafter upto the end of 20th year respectively commencing from 22nd March 2017 and ending on 22nd March 2031(Thirty eighth issue-private placement)III	0.00	0.00
059	8.8086% Secured non-cumulative non-convertible redeemable taxable bonds of ₹ 15,00,000/- each with fifteen equal separately transferable redeemable principal parts (STRPP) redeemable at par at the end of 6th	0.00	0.00

Locked: 14.05.2021 - 15:18:21
Run on: 14.11.2024 - 09:36:42 Version: 0

Add. General Manager (Commercial)
NTPC LIMITED

	As at	31.03.2021	31.03.2020
	year and in annual installments thereafter upto the end of 20th year respectively commencing from 15th December 2016 and ending on 15th December 2030 (Thirty sixth issue - private placement)III		
060	8.785% Secured non-cumulative non-convertible redeemable taxable bonds of ₹ 15,00,000/- each with fifteen equal separately transferable redeemable principal parts (STRPP) redeemable at par at the end of 6th year and in annual installments thereafter upto the end of 20th year respectively commencing from 15th September 2016 and ending on 15th September 2030 (Thirty fifth issue - private placement)III	0.00	0.00
061	8.71% Secured non-cumulative non-convertible redeemable taxable bonds of ₹ 15,00,000/- each with fifteen equal separately transferable redeemable principal parts (STRPP) redeemable at par at the end of 6th year and in annual installments thereafter upto the end of 20th year respectively commencing from 10th June 2016 and ending on 10th June 2030 (Thirty fourth issue - private placement)III	0.00	0.00
062	8.8493% Secured non-cumulative non-convertible redeemable taxable bonds of ₹ 15,00,000/- each with fifteen equal separately transferable redeemable principal parts (STRPP) redeemable at par at the end of 6th year and in annual installments thereafter upto the end of 20th year respectively commencing from 25th March 2016 and ending on 25th March 2030 (Thirty second issue - private placement)III	0.00	0.00
063	9.37% Secured non-cumulative non-convertible redeemable taxable bonds of ₹ 70,00,000/- each with fourteen separately transferable redeemable principal parts (STRPP) redeemable at par semi-annually commencing from 4th June 2012 and ending on 4th December 2018 (Twenty fifth issue -	0.00	0.00

	As at	31.03.2021	31.03.2020
	private placement)III		
065	9.06% Secured non-cumulative non-convertible redeemable taxable bonds of ₹ 70,00,000/- each with fourteen separately transferable redeemable principal parts (STRPP) redeemable at par semi-annually commencing from 4th June 2012 and ending on 4th December 2018 (Twenty sixth issue - private placement)III	0.00	0.00
066	8.6077% Secured non-cumulative non-convertible redeemable taxable bonds of ₹ 20,00,000/- each with twenty equal separately transferable redeemable principal parts (STRPP) redeemable at par semi-annually commencing from 9th September 2011 and ending on 9th March 2021 (Twenty fourth issue - private placement)IV	0.00	0.00
067	8.3796% Secured non-cumulative non-convertible redeemable taxable bonds of ₹ 20,00,000/- each with twenty equal separately transferable redeemable principal parts (STRPP) redeemable at par semi-annually commencing from 5th August 2011 and ending on 5th February 2021 (Twenty third issue - private placement)IV	0.00	0.00
068	8.1771% Secured non-cumulative non-convertible redeemable taxable bonds of ₹ 20,00,000/- each with twenty equal separately transferable redeemable principal parts (STRPP) redeemable at par semi-annually commencing from 2nd July 2011 and ending on 2nd January 2021 (Twenty second issue - private placement)IV	0.00	0.00
069	7.7125% Secured non-cumulative non-convertible redeemable taxable bonds of ₹ 20,00,000/- each with twenty equal separately transferable redeemable principal parts (STRPP) redeemable at par semi-annually commencing from 2nd August 2010 and ending on 2nd February 2020 (Twenty first issue - private placement)V	0.00	0.00
070	7.552% Secured non-cumulative non-convertible redeemable taxable bonds	0.00	0.00

	As at	31.03.2021	31.03.2020
	of ₹ 20,00,000/- each with twenty equal separately transferable redeemable principal parts (STRPP) redeemable at par semi-annually commencing from 23rd September 2009 and ending on 23rd March 2019 (Twentieth issue - private placement)VI		
071	9.55% Secured non-cumulative non-convertible taxable redeemable bonds of ₹ 10,00,000/- each with ten equal separately transferable redeemable principal parts (STRPP) redeemable at par at the end of the 6th year and in annual installments thereafter upto the end of 15th year respectively from 30th April 2002 (Thirteenth issue - Part B - private placement)VIII	0.00	0.00
072	9.55% Secured non-cumulative non-convertible taxable redeemable bonds of ₹ 10,00,000/- each redeemable at par in ten equal annual installments commencing from the end of 6th year and upto the end of 15th year respectively from 18th April 2002 (Thirteenth issue -Part A - private placement)VIII	0.00	0.00
073		0.00	0.00
074		0.00	0.00
075		0.00	0.00
076		0.00	0.00
077	**Sub Total**	**0.00**	**0.00**
078	**Unsecured**	**0.00**	**0.00**
079	6.55% Unsecured non-cumulative non-convertible redeemable taxable bonds of ₹ 10,00,000/- each redeemable at par in full on 17 April 2023 (Seventieth Issue - Private Placement)	0.00	0.00
080	6.29% Unsecured non-cumulative non-convertible redeemable taxable bonds of ₹ 10,00,000/- each redeemable at par in full on 11 April 2031 (Seventy First Issue - Private Placement)	0.00	0.00
081	5.45% Unsecured non-cumulative non-convertible redeemable taxable bonds of ₹ 10,00,000/- each redeemable at par in full on 15 October 2025 (Seventy Second Issue - Private Placement)	0.00	0.00

Add. General Manager (Commercial)
NTPC LIMITED

NOTE NO. 23 TO THE FS-NCL-BORROWINGS

(Amount in ₹)

	As at	31.03.2021	31.03.2020
082	6.43% Unsecured non-cumulative non-convertible redeemable taxable bonds of ₹ 10,00,000/- each redeemable at par in full on 27 January 2031 (Seventy Third Issue - Private Placement)	0.00	0.00
083		0.00	0.00
084		0.00	0.00
085		0.00	0.00
086	**Sub-total**	**0.00**	**0.00**
087	**Total**	**0.00**	**0.00**
088	**Foreign Currency Notes-Unsecured**	**0.00**	**0.00**
089	4.50% Fixed Rate Notes Due for repayment on 19th March 2028	0.00	0.00
090	2.75% Fixed rate notes due for repayment on 1st February 2027	0.00	0.00
091	4.25 % Fixed rate notes due for repayment on 26th February 2026	0.00	0.00
092	4.375% Fixed Rate Note due for repayment on 26th November 2024	0.00	0.00
093	4.75 % Fixed Rate Notes due for repayment on 3rd Oct 2022	0.00	0.00
094	7.25 % Fixed green global INR denominated bonds due on 3 May 2022	0.00	0.00
095	7.375 % Fixed green global INR denominated bonds due on 10 August 2021	0.00	0.00
096	5.625% Fixed Rate Notes due for repayment on 14th July 2021	0.00	0.00
097	3.75 % Fixed rate notes due for repayment on 03 April 2024	0.00	0.00
098		0.00	0.00
099		0.00	0.00
100		0.00	0.00
101		0.00	0.00
102	**Sub Total**	**0.00**	**0.00**
103	Long term maturities of Finance Lease Obligations (Secured) IX	0.00	0.00
104	Long term maturities of Finance Lease Obligations (Unsecured) X	0.00	0.00
105	**Term Loans**	**0.00**	**0.00**
106	**From Banks**	**0.00**	**0.00**
107	**Secured**	**0.00**	**0.00**
108	Rupee Loans	0.00	0.00
109	**Unsecured**	**0.00**	**0.00**
110	Foreign Currency Loans	0.00	0.00
111	Rupee Loans	0.00	0.00
112	**From Others**	**0.00**	**0.00**
113	**Secured**	**0.00**	**0.00**
114	Rupee Loans	0.00	0.00

Locked: 14.05.2021 - 15:18:21
Run on: 14.11.2024 - 09:36:42 Version: 0

Add. General Manager (Commercial)
NTPC LIMITED

UNCHAHAR SUPER THERMAL POWER STATION

NOTE NO. 23 TO THE FS-NCL-BORROWINGS **(Amount in ₹)**

	As at	31.03.2021	31.03.2020
115	Foreign Currency loans (guaranteed by GOI)	0.00	0.00
116	**Unsecured**	**0.00**	**0.00**
117	Foreign Currency loans (guaranteed by GOI)	0.00	0.00
118	Other Foreign currency loans	0.00	0.00
119	Rupee Loans	0.00	0.00
120	**Deposits**	**0.00**	**0.00**
121	**Unsecured**	**0.00**	**0.00**
122	Fixed Deposits	0.00	0.00
123	**Others**	**0.00**	**0.00**
124	**Unsecured**	**0.00**	**0.00**
125	Bonds Application Money Pending Allotment	0.00	0.00
126	**Sub-total**	**0.00**	**0.00**
127	**Total**	**0.00**	**0.00**
128		0.00	0.00
129	Less:- Interst accrued but not due on borrowings	0.00	0.00
130	Less:- Current maturities of long term borrowings	0.00	0.00
131	Bonds-Secured	0.00	0.00
132	Fixed Rate Notes	0.00	0.00
133	Foreign currency loans from Banks- unsecured	0.00	0.00
134	Rupee loans from banks- Secured	0.00	0.00
135	Rupee loans from banks- unsecured	0.00	0.00
136	Rupee Term loan from Others - Secured	0.00	0.00
137	Foreign currency loans from others- unsecured (Guaranteed by GOI)	0.00	0.00
138	Other foreign currency loans from others- unsecured	0.00	0.00
139	Rupee loans from others- unsecured	0.00	0.00
140	Finance Lease obligations - secured	0.00	0.00
141	Finance Lease obligations - unsecured	0.00	0.00
200	**Total**	**0.00**	**0.00**

Locked: 14.05.2021 - 15:18:21
Run on: 14.11.2024 - 09:36:42 Version: 0

Add. General Manager (Commercial)
NTPC LIMITED

UNCHAHAR SUPER THERMAL POWER STATION

NOTE NO. 24 TO THE FS-NCL-TRADE PAYABLES **(Amount in ₹)**

	As at	31.03.2021	31.03.2020
001	**TRADE PAYABLES(NON CURRENT)**	**0.00**	**0.00**
002	**For Goods and Services**	**0.00**	**0.00**
003	- Micro & Small Enterprises	6,079,291.26	3,357,918.09
004	- Others	2,786,143.31	1,256,225.59
005		0.00	0.00
006	**Total**	**8,865,434.57**	**4,614,143.68**

Locked: 14.05.2021 - 15:18:18
Run on: 14.11.2024 - 09:36:46 Version: 0

Add. General Manager (Commercial)
NTPC LIMITED

UNCHAHAR SUPER THERMAL POWER STATION

NOTE NO. 25 TO THE FS-NCL-OTHER FINANCIAL LIABILITIES **(Amount in ₹)**

	As at	31.03.2021	31.03.2020
001	**OTHER FINANCIAL LIABILITIES (NON-CURRENT)**	**0.00**	**0.00**
002	Payable for Capital Expenditure	0.00	0.00
003	- Micro & Small Enterprises	194,949.97	0.00
004	- Others	10,188,604.22	0.00
005	Others	0.00	0.00
006	Deposits from contractors and others	0.00	0.00
007		0.00	0.00
008		0.00	0.00
009	**Total**	**10,383,554.19**	**0.00**

Locked: 14.05.2021 - 15:18:18
Run on: 14.11.2024 - 09:36:50 Version: 0

Add. General Manager (Commercial)
NTPC LIMITED

UNCHAHAR SUPER THERMAL POWER STATION

NOTE NO. 26 TO THE FS-NCL-PROVISIONS **(Amount in ₹)**

	As at	31.03.2021	31.03.2020
001	**LONG TERM PROVISIONS**	**0.00**	**0.00**
002	**Provision for Employee Benefits**	**0.00**	**0.00**
003	Opening Balance	0.00	0.00
004	Additions/ (adjustments) during the year	0.00	0.00
005	**Closing Balance**	**0.00**	**0.00**
013		**0.00**	**0.00**
014	**TOTAL**	**0.00**	**0.00**

Locked: 14.05.2021 - 15:18:17
Run on: 14.11.2024 - 09:36:53 Version: 0

Add. General Manager (Commercial)
NTPC LIMITED

NOTE NO. 27 TO THE FS-NCL-DEFERRED TAX LIABILITIES (NET) (Amount in ₹)

	As at	Opening Balance on 01.04.2020	Addition	Closing Balance on 31.03.2021
001	**DEFERRED TAX LIABILITIES (NET)**			
002	Difference of book depreciation and tax depreciation	0.00	0.00	0.00
003	Less: Deferred tax assets			
004	Provisions & Other disallowances for tax purposes	0.00	0.00	0.00
005	Unabsorbed Depreciation	0.00	0.00	0.00
006	Disallowances u/s 43B of the Income Tax Act, 1961	0.00	0.00	0.00
007		0.00	0.00	0.00
008		0.00	0.00	0.00
009		0.00	0.00	0.00
010		0.00	0.00	0.00
011	MAT credit entitlement	0.00	0.00	0.00
012		0.00	0.00	0.00
013	**Total**	**0.00**	**0.00**	**0.00**
014		0.00	0.00	0.00
015	**Total**	**0.00**	**0.00**	**0.00**
016	Breakup of deferred tax assets	0.00	0.00	0.00
017	Provision	0.00	0.00	0.00
018	Statutory dues	0.00	0.00	0.00
019	Leave encashment	0.00	0.00	0.00
020	Others	0.00	0.00	0.00
021		0.00	0.00	0.00
022		0.00	0.00	0.00

Locked: 14.05.2021 - 15:18:19

Run on: 14.11.2024 - 09:36:57 Version: 0

Add. General Manager (Commercial)
NTPC LIMITED

UNCHAHAR SUPER THERMAL POWER STATION

NOTE NO. 28 TO THE FS-NCL-OTHER NON-CURRENT LIABILITIES **(Amount in ₹)**

	As at	31.03.2021	31.03.2020
001	Other Non current Liabilities	0.00	0.00
002	Advances from customers and others	0.00	0.00
003	Deposits from contractors and others	0.00	0.00
004	Grants	0.00	0.00
005	TOTAL	**0.00**	**0.00**

Locked: 14.05.2021 - 15:18:18
Run on: 14.11.2024 - 09:37:01 Version: 0

Add. General Manager (Commercial)
NTPC LIMITED

UNCHAHAR SUPER THERMAL POWER STATION

NOTE NO. 29 TO THE FS-CL-BORROWINGS **(Amount in ₹)**

	As at	31.03.2021	31.03.2020
001	**Short Term Borrowings**	**0.00**	**0.00**
002	**Loans repayable on demand**	**0.00**	**0.00**
003	**From Banks**	**0.00**	**0.00**
004	**Secured**	**0.00**	**0.00**
005	Cash Credit	0.00	0.00
006	**Unsecured**	**0.00**	**0.00**
007	Cash Credit	0.00	0.00
008	**Other loans-unsecured**	**0.00**	**0.00**
009	Commecial Papers	0.00	0.00
010	Less: Unamortised discount on Commercial Papers	0.00	0.00
011	**Sub-Total**	**0.00**	**0.00**
012	**TOTAL**	**0.00**	**0.00**

Locked: 14.05.2021 - 15:18:17
Run on: 14.11.2024 - 09:37:05 Version: 0

Add. General Manager (Commercial)
NTPC LIMITED

UNCHAHAR SUPER THERMAL POWER STATION

NOTE NO. 30 TO THE FS-CL-TRADE PAYABLES **(Amount in ₹)**

	As at	31.03.2021	31.03.2020
001	**TRADE PAYABLES**	**0.00**	**0.00**
002	For Goods and Services	0.00	0.00
003	- Micro & Small Enterprises	187,061,867.05	162,900,659.20
004	- Others	4,694,055,112.31	6,960,602,062.10
005		0.00	0.00
006	**Total**	**4,881,116,979.36**	**7,123,502,721.30**
007		0.00	0.00

Locked: 14.05.2021 - 15:18:17
Run on: 14.11.2024 - 09:37:24 Version: 0

Add. General Manager (Commercial)
NTPC LIMITED

UNCHAHAR SUPER THERMAL POWER STATION

NOTE NO. 31 TO THE FS-CL-OTHER FINANCIAL LIABILITIES **(Amount in ₹)**

	As at	31.03.2021	31.03.2020
001	**OTHER FINANCIAL LIABILITIES (CURRENT)**	**0.00**	**0.00**
002	**Current maturity of long term borrowings**	**0.00**	**0.00**
003	Bonds-Secured	0.00	0.00
004	Foreign Currency Fixed Rate Notes	0.00	0.00
005	**From Banks**	**0.00**	**0.00**
006	**Secured**	**0.00**	**0.00**
007	Rupee Term Loan	0.00	0.00
008	**Unsecured**	**0.00**	**0.00**
009	Foreign currency loans	0.00	0.00
010	Rupee term loans	0.00	0.00
011	**From Others**	**0.00**	**0.00**
012	**Secured**	**0.00**	**0.00**
013	Rupee Term Loan	0.00	0.00
014	**Unsecured**	**0.00**	**0.00**
015	Foreign currency loans (Guaranteed by Government of India)	0.00	0.00
016	Other foreign currency loans	0.00	0.00
017	Rupee term loans	0.00	0.00
018	Fixed deposits	0.00	0.00
019	Sub Total	0.00	0.00
020	Current maturity of finance lease obligations (secured)	0.00	0.00
021	Current maturity of finance lease obligations (unsecured)	0.00	0.00
022	Interest accrued but not due on borrowings	0.00	0.00
023	Unpaid Dividends*	0.00	0.00
024	Unpaid matured deposits and interest accrued thereon*	0.00	0.00
025	Unpaid matured bonds and interest accrued thereon*	0.00	0.00
026	Unpaid bond refund money-Tax free bonds *	0.00	0.00
027	Book Overdraft	0.00	0.00
028	Payable to Customers	0.00	0.00
029	Liability under forward exchange contact	0.00	0.00
030	Hedging cost payable to beneficiaries	0.00	0.00
031	Derivative MTM Liability	0.00	0.00
032	**Payable for Capital Expenditure**	**0.00**	**0.00**
033	- Micro & Small Enterprises	55,771,950.13	71,112,406.52
034	- Others	4,490,360,161.30	3,479,930,693.45
035	**Others Payables**	**0.00**	**0.00**
036	Deposits from contractors and others	99,104,898.86	112,462,356.86
037	Gratuity Obligations	0.00	0.00
038	Payable to employees	5,852,322.14	14,442,473.11
039	Payable to holding company	0.00	0.00
040	Retention on A/c BG encashment (Solar)	0.00	0.00
041	Payable to Solar Payment Security Account	0.00	0.00
042	Others **	110,055,150.60	52,113,416.02

Locked: 14.05.2021 - 15:18:19

Run on: 14.11.2024 - 09:37:28 Version: 0

Add. General Manager (Commercial)
NTPC LIMITED

UNCHAHAR SUPER THERMAL POWER STATION

NOTE NO. 31 TO THE FS-CL-OTHER FINANCIAL LIABILITIES **(Amount in ₹)**

	As at	31.03.2021	31.03.2020
043	Unspent CSR balance on ongoing Approved CSR projects	0.00	0.00
044	**Total**	**4,761,144,483.03**	**3,730,061,345.96**
045	* Represents the amounts which have not been claimed by the investor/holders of the bonds/fixed deposits. Out of the above, no amount is due for payment to Investor Education and Protection Fund.	0.00	0.00
046	** Include Payable to Hospital and other payable.	0.00	0.00

Locked: 14.05.2021 - 15:18:19
Run on: 14.11.2024 - 09:37:28 Version: 0

Add. General Manager (Commercial)
NTPC LIMITED

UNCHAHAR SUPER THERMAL POWER STATION

NOTE NO. 32 TO THE FS-CL-OTHER CURRENT LIABILITIES **(Amount in ₹)**

	As at	31.03.2021	31.03.2020
001	**OTHER CURRENT LIABILITIES**	**0.00**	**0.00**
002	Advances from customers and others	40,837,552.84	36,505,022.16
003	Deferred discount on forward exchange contact	0.00	0.00
004	Tax deducted at source and other statutory dues	95,352,241.23	90,383,154.87
005	Others	0.00	0.00
006	**Total**	**136,189,794.07**	**126,888,177.03**

Locked: 14.05.2021 - 15:18:22
Run on: 14.11.2024 - 09:37:32 Version: 0

Add. General Manager (Commercial)
NTPC LIMITED

UNCHAHAR SUPER THERMAL POWER STATION

NOTE NO. 33 TO THE FS-CL-PROVISIONS **(Amount in ₹)**

	As at	31.03.2021	31.03.2020
001	**SHORT TERM PROVISIONS**	**0.00**	**0.00**
002	**Provision for Employee Benefits**	**0.00**	**0.00**
003	Opening balance	0.00	0.00
004	Additions/ (adjustments) during the year	0.00	0.00
005	**Closing Balance**	**0.00**	**0.00**
028	**Provisions for Obligations Incidental to Land Acquisition**	**0.00**	**0.00**
029	Opening balance	0.00	0.00
030	Additions during the year	92,943,000.00	0.00
031	Amounts paid during the year	12,137,234.21	0.00
032	Amounts reversed during the year	0.00	0.00
033	**Closing Balance**	**80,805,765.79**	**0.00**
035	**Provision for Tariff Adjustment**	**0.00**	**0.00**
036	Opening balance	0.00	0.00
037	Additions during the year	0.00	0.00
038	Amounts adjusted during the year	0.00	0.00
039	Amounts reversed during the year	0.00	0.00
040	**Closing Balance**	**0.00**	**0.00**
042	**Provision for shortage in Fixed Assets Pending Investigation & Others**	**0.00**	**0.00**
043	Opening balance	1,717,878.34	1,410,883.60
044	Additions during the year	0.00	306,994.74
045	Amounts adjusted during the year	306,994.74	0.00
046	Amounts reversed during the year	0.00	0.00
047	**Closing Balance**	**1,410,883.60**	**1,717,878.34**
048	**Provision for Arbitration**	**0.00**	**0.00**
049	Opening balance	0.00	0.00
050	Additions during the year	0.00	0.00
051	Amounts used during the year	0.00	0.00
052	Amounts reversed during the year	0.00	0.00
053	**Closing Balance**	**0.00**	**0.00**
054	**Others**	**0.00**	**0.00**
055	Opening balance	0.00	0.00
056	Additions during the year	0.00	0.00
057	Amounts used during the year	0.00	0.00
058	Amounts reversed during the year	0.00	0.00
059	**Closing Balance**	**0.00**	**0.00**
102		0.00	0.00
103	**Total**	**82,216,649.39**	**1,717,878.34**

Locked: 14.05.2021 - 15:18:21
Run on: 14.11.2024 - 09:37:35 Version: 0

Add. General Manager (Commercial)
NTPC LIMITED

UNCHAHAR SUPER THERMAL POWER STATION

NOTE NO. 34 TO THE FS-CL-CURRENT TAX LIABILITIES (NET) **(Amount in ₹)**

	As at	31.03.2021	31.03.2020
001	**Current liabilities - current tax liabilities (net)**	**0.00**	**0.00**
002	Opening balance	0.00	0.00
003	Additions during the year	0.00	0.00
004	Amounts adjusted during the year	0.00	0.00
005	Less: Set off against taxes paid	0.00	0.00
006	**Closing Balance**	**0.00**	**0.00**

Locked: 14.05.2021 - 15:18:21
Run on: 14.11.2024 - 09:37:39 Version: 0

Add. General Manager (Commercial)
NTPC LIMITED

UNCHAHAR SUPER THERMAL POWER STATION

NOTE NO. 35 TO THE FS--DEFERRED REVENUE **(Amount in ₹)**

	As at	31.03.2021	31.03.2020
001	**Deferred Revenue**	**0.00**	**0.00**
002	On account of advance against depreciation	0.00	0.00
003	On account of income from foreign currency fluctuation	601,074,000.00	771,048,000.00
004	Government grants	140,840.00	238,728.00
005		0.00	0.00
006	**TOTAL**	**601,214,840.00**	**771,286,728.00**

Locked: 14.05.2021 - 15:18:19
Run on: 14.11.2024 - 09:37:42 Version: 0

Add. General Manager (Commercial)
NTPC LIMITED

UNCHAHAR SUPER THERMAL POWER STATION

NOTE NO. 36 TO THE FS--REGULATORY DEFERRAL ACCOUNT CREDIT BALANCES **(Amount in ₹)**

	As at	31.03.2021	31.03.2020
001	Regulatory deferral account credit balances	0.00	0.00
002	Exchange Differences	0.00	0.00
003		0.00	0.00
004	**Total**	**0.00**	**0.00**

Locked: 14.05.2021 - 15:18:17
Run on: 14.11.2024 - 09:37:46 Version: 0

Addl. General Manager (Commercial)
NTPC LIMITED

UNCHAHAR SUPER THERMAL POWER STATION

NOTE NO. 37 TO THE FS--REVENUE FROM OPERATIONS **(Amount in ₹)**

	For the Year ended	31.03.2021	31.03.2020
001	**REVENUE FROM OPERATIONS**	**0.00**	**0.00**
002	**Sales**	**0.00**	**0.00**
003	Energy Sales (including Electricity Duty)	34,528,564,344.01	42,137,637,004.50
004	Less : Advance against depreciation deferred (net)	0.00	0.00
005	Add: Revenue recognized out of advance against depreciation	0.00	0.00
006	Add : Exchange fluctuation receivable from customers	-26,808,000.00	-18,429,000.00
007	Sale of energy through trading	0.00	0.00
008	Commission (NVVN)	0.00	0.00
009	**Sub total**	**34,501,756,344.01**	**42,119,208,004.50**
010	Less: Rebate to customers	615,815,457.27	121,050,404.73
011	**Energy Sales (Total)**	**33,885,940,886.74**	**41,998,157,599.77**
012	Consultancy, project management and supervision fees	0.00	0.00
013	Lease rentals on assets on Operating lease	0.00	0.00
014	Sale of Captive Coal	0.00	0.00
015	Intra Company Elimination	0.00	0.00
017	**Sub-total**	**0.00**	**0.00**
018	**Total - Sales**	**33,885,940,886.74**	**41,998,157,599.77**
019	Sale of fly ash/ash products	132,824,169.52	143,998,939.90
020	Less: Transferred to fly ash utilisation reserve fund	-132,824,169.52	-143,998,939.90
021	**Sub-total**	**0.00**	**0.00**
022	**Other Operating Income**	**0.00**	**0.00**
023	Interest from customers	18,137,842.00	43,015,181.00
024	Energy Internally Consumed *	61,943,607.00	71,513,993.00
025	Interest income on Assets under finance lease	0.00	0.00
026	Recognized from deferred revenue - government grant	97,888.00	0.00
027	Provision written back- Tariff Adjustment	0.00	0.00
028	Income form Trading of ESCerts	0.00	0.00
029	Income from E-Mobility Business & others	0.00	0.00
030		0.00	0.00
031	**Total**	**33,966,120,223.74**	**42,112,686,773.77**
040	* Valued at variable cost of generation and corresponding amount included in power charges (Note No. 42)	0.00	0.00
041	Excise duty on sale of flyash,cenospere & ash products	0.00	0.00
042	Energy sales of principal nature (NVVN)	0.00	0.00
043	Energy sales of agency nature (NVVN)	0.00	0.00

Locked: 14.05.2021 - 15:18:13
Run on: 14.11.2024 - 09:38:12 Version: 0

Add. General Manager (Commercial)
NTPC LIMITED

UNCHAHAR SUPER THERMAL POWER STATION

NOTE NO. 38 TO THE FS--OTHER INCOME **(Amount in ₹)**

	For the Year ended	31.03.2021	31.03.2020
001	**OTHER INCOME**	**0.00**	**0.00**
002	**Interest from**	**0.00**	**0.00**
004	**Financial assets at amortised cost**	**0.00**	**0.00**
005	Government Securities (8.5% Tax Free Bonds issued by the State Goverments)	0.00	0.00
006	Other Bonds	0.00	0.00
007		0.00	0.00
008	Interest from Government of India Securties-Non-Trade	0.00	0.00
009	Less: Amortiation of premium	0.00	0.00
010	**Sub Total**	**0.00**	**0.00**
011	Interest from others	0.00	0.00
012	Loan to State Government in settlement of dues from customers	0.00	0.00
013	Loan to Subsidiary Companies	0.00	0.00
014	Loan to Employees	15,475,481.27	18,036,212.20
015	Deposit with banks	0.00	0.00
016	Foreign Banks	0.00	0.00
017	Interest from Contractors	0.00	0.00
018	Interest from Income Tax Refunds	0.00	0.00
019	Less : Refundable to Customers	0.00	0.00
020	**Sub Total**	**0.00**	**0.00**
021	Deposits with banks-flyash utilisation reserve fund	0.00	0.00
022	Less: transferred to flyash utilisation reserve fund	0.00	0.00
023	**Sub Total**	**0.00**	**0.00**
024	Deposits with banks- DDUGJY funds	0.00	0.00
025	Interest from Contractors- DDUGJY funds	0.00	0.00
026	Transfer to DDUGJY-Advance from customers	0.00	0.00
027	Sub-total	0.00	0.00
030	Others	0.06	0.00
031		0.00	0.00
032	**Dividend from**	**0.00**	**0.00**
033	**Longterm investments in**	**0.00**	**0.00**
034	Subsidiaries	0.00	0.00
035	Joint Ventures	0.00	0.00
036	Equity Instruments	0.00	0.00
037	**Current Investments in**	**0.00**	**0.00**
038	Mutual Funds measured at fairvalue through profit or loss	0.00	0.00
039	Current investments in mutual funds-flyash utilisation reserve fund	0.00	0.00
040	Less: transferred to flyash utilisation reserve fund	0.00	0.00
041	Lease Rent # Ash Brick Plant	0.00	0.00
042	Less: transferred to flyash utilisation reserve fund	0.00	0.00
043	Other non-operating income	0.00	0.00
044	Profit on disposal of PPE	23,220.00	265,882.00
045	Profit on redemption of GOI securities	0.00	0.00

Locked: 14.05.2021 - 15:18:13

Run on: 14.11.2024 - 09:38:15 Version: 0

Add. General Manager (Commercial)
NTPC LIMITED

UNCHAHAR SUPER THERMAL POWER STATION

NOTE NO. 38 TO THE FS--OTHER INCOME **(Amount in ₹)**

	For the Year ended	31.03.2021	31.03.2020
046	Net gain on sale of investments	0.00	0.00
047	Surcharge received from customers	1,711,370,631.00	3,296,258,327.00
048	Hire charges for equipment	0.00	0.00
049	Gain on option contract / Discount on F.ExchContract	0.00	0.00
050	Provision written back-others	303,189.46	573,109.83
051	Fair value gains/(losses) on investments in mutual funds at fair value through profit or loss	0.00	0.00
052	Interest from Solar payment security account	0.00	0.00
053	Less : Transferred to SPSA fund	0.00	0.00
054	Interest on "Retention on A/c BG encashment (Solar)"	0.00	0.00
055	Less : Transferred to "Retention on A/c BG encashment (Solar)"	0.00	0.00
056	Miscellaneous Income	75,866,972.63	62,305,653.62
057	**Total**	**1,803,039,494.42**	**3,377,439,184.65**
058	Less:Transferred to Development of Coal Mines- Note 43A	0.00	0.00
059	Less:Transferred to Expenditure during Construction period (net)- Note 43	16,914.64	0.00
061	Less: Others	0.00	0.00
062	**Total**	**1,803,022,579.78**	**3,377,439,184.65**
063		0.00	0.00
064	**Details of Miscellaneous Income**	**0.00**	**0.00**
065	Vehicle Hire Charges.	130,000.00	76,000.00
066	Sale of by products & residuals	0.00	0.00
067	Township recoveries(exl. Hospital Recoveries)	14,483,977.99	18,711,934.36
068	Depreciation written back	0.00	0.00
069	Sale of Scrap.	35,519,237.34	26,654,705.96
070	Receipt under loss of profit policy.	0.00	0.00
071	Receipts under MBD/Fire Policy	0.00	0.00
072	Management development programme.	0.00	0.00
073	Management Fee - Misc (NVVN)	0.00	0.00
074	Others	25,733,757.30	16,863,013.30
075		0.00	0.00
076	**Total (Miscellaneous Income)**	**75,866,972.63**	**62,305,653.62**
077		0.00	0.00
078	**Details of Provision written back others**	**0.00**	**0.00**
079	Doubtful debts	0.00	0.00
080	Doubtful Loans, Advances and Claims	0.00	0.00
081	Doubtful Construction Advances	0.00	0.00
082	Shortage in Construction Stores	0.00	0.00
083	Shortage in Stores	0.00	462,281.66
084	Obsolescence in Stores	0.00	110,828.17
085	Unserviceable capital works	0.00	0.00
086	Other Obligation including Arbitration	0.00	0.00
087	Shortage in Fixed Assets	303,189.46	0.00

Locked: 14.05.2021 - 15:18:13
Run on: 14.11.2024 - 09:38:15 Version: 0

Add. General Manager (Commercial)
NTPC LIMITED

UNCHAHAR SUPER THERMAL POWER STATION

NOTE NO. 38 TO THE FS--OTHER INCOME **(Amount in ₹)**

	For the Year ended	31.03.2021	31.03.2020
088	Diminution in value of Investment	0.00	0.00

UNCHAHAR SUPER THERMAL POWER STATION

NOTE NO. 38A TO THE FS--FUEL COST **(Amount in ₹)**

	For the Year ended	31.03.2021	31.03.2020
001	**FUEL COST**	**0.00**	**0.00**
002	Coal	0.00	0.00
003	Captive	0.00	0.00
004	Other than captive	22,256,774,763.29	28,254,079,569.39
005	Gas	0.00	0.00
006	Naptha	0.00	0.00
007	Oil	239,151,696.72	621,757,734.24
008	**Total**	**22,495,926,460.01**	**28,875,837,303.63**
009		0.00	0.00
010		0.00	0.00

Locked: 14.05.2021 - 15:18:14
Run on: 14.11.2024 - 09:38:19 Version: 0

Add. General Manager (Commercial)
NTPC LIMITED

UNCHAHAR SUPER THERMAL POWER STATION

NOTE NO. 39 TO THE FS--EMPLOYEE BENEFITS EXPENSE **(Amount in ₹)**

	For the Year ended	31.03.2021	31.03.2020
001	**EMPLOYEE BENEFITS EXPENSE**	**0.00**	**0.00**
002	Salaries and wages	1,629,200,166.10	1,813,187,028.34
003	Contribution to provident and other funds	215,872,918.24	198,469,952.81
004	Unwinding of deferred payroll expense	9,838,933.63	12,030,392.28
005	Staff welfare expenses	162,082,255.17	207,582,623.95
006	Less : Expenses transferred to Consultancy group	0.00	0.00
007		0.00	0.00
008	**Sub Total**	**2,016,994,273.14**	**2,231,269,997.38**
009	Less: Employee benefits expense allocated to fuel inventory	93,720,076.86	130,790,827.76
010	Less: Transferred/Allocated to development of coal mines	0.00	0.00
011	Less: Others	0.00	0.00
012	Less: Transferred to fly ash utilisation reserve fund	0.00	0.00
013	Less: Transferred to CSR Expenses	0.00	0.00
014	Reimbursements for employees on secondment	0.00	4,565.95
015	Less: Transferred to expenditure during construction period (net)- Note 43	3,930,426.46	0.00
016	**TOTAL**	**1,919,343,769.82**	**2,100,474,603.67**
017	**Managerial Remuneration paid/ payable to Directors included above (except for Directors fee which is included in Note 42)**	**0.00**	**0.00**
018	Salaries and wages	0.00	0.00
019	Contribution to provident and other funds	0.00	0.00
020	Staff welfare expenses	0.00	0.00
021	Directors fee	0.00	0.00
022		0.00	0.00
023		0.00	0.00

Locked: 14.05.2021 - 15:18:14
Run on: 14.11.2024 - 09:38:22 Version: 0

Add. General Manager (Commercial)
NTPC LIMITED

UNCHAHAR SUPER THERMAL POWER STATION

NOTE NO. 40 TO THE FS--FINANCE COSTS **(Amount in ₹)**

	For the Year ended	31.03.2021	31.03.2020
001	**FINANCE COSTS**	**0.00**	**0.00**
002	Finance charges on financial liabilities measured at amortised cost	0.00	0.00
003	Bonds	780,624,332.85	744,609,108.16
004	Government of India Loans	0.00	0.00
005	Foreign currency term loans	17,654,164.59	26,253,319.81
006	Rupee term loans	405,254,798.00	464,904,654.00
007	Public deposits	0.00	0.00
008	Foreign currency bonds/notes	270,526,587.76	265,287,540.32
009	Cash Credit	0.00	0.00
010	Unwinding of discount on account of vendor liabilities	1,227,129.27	510,497.39
011	Commercial Papers	0.00	0.00
012	**Sub Total**	**1,475,287,012.47**	**1,501,565,119.68**
013	Interest on non financial items	0.00	0.00
014	**Other Borrowing Costs**	**0.00**	**0.00**
015	Bonds servicing & public deposit exp.	893,572.29	922,212.30
016	Guarantee fee	0.00	0.00
017	Management fee	0.00	0.00
018	Committ charges/exposure premium	0.00	0.00
019	Bond issue expenses	0.00	0.00
020	Legal exp on foreign currency loans	0.00	0.00
021	Foreign currency bonds/notes exp.	0.00	0.00
022	Up-front fee	0.00	0.00
023	Insurance premium on foreign currency loans	0.00	0.00
024		0.00	0.00
025	Others	0.00	14,708.00
026	**Sub Total (Other Borrowing cost)**	**893,572.29**	**936,920.30**
027		0.00	0.00
028	**Exchange differences regarded as an adjustment to borrowing costs**	**-1,794,591.57**	**106,611,831.56**
029	**Sub Total**	**1,474,385,993.19**	**1,609,113,871.54**
030	Less: Transferred to Expenditure during construction period (net) - Note 43	15,545,610.58	9,399,787.44
031	Less: Transferred to development of coal mines- Note 43A	0.00	0.00
032		0.00	0.00
033	**Total**	**1,458,840,382.61**	**1,599,714,084.10**

Locked: 14.05.2021 - 15:18:15
Run on: 14.11.2024 - 09:38:26 Version: 0

Add. General Manager (Commercial)
NTPC LIMITED

UNCHAHAR SUPER THERMAL POWER STATION

NOTE NO. 41 TO THE FS--DEPRECIATION AND AMORTIZATION EXPENSES **(Amount in ₹)**

	For the Year ended	31.03.2021	31.03.2020
001	**Depreciation and amortization expenses**	**0.00**	**0.00**
002	On property, plant and equipment- Note 2	2,466,497,370.08	2,493,878,099.91
003	On intangible assets- Note 4	322,120.30	292,120.07
004	Sub-total	2,466,819,490.38	2,494,170,219.98
005	Less	0.00	0.00
006	Allocated to fuel inventory	28,072,367.02	35,740,761.68
007	Transferred to Expenditure during Construction Period (net)- Note 43	0.00	0.00
008		0.00	0.00
009	Transferred/Allocated to development of coal mines	0.00	0.00
010	Adjustment with deferred revenue from deferred foreign currency fluctuation	62,310,000.00	49,074,000.00
011		0.00	0.00
012	**Total**	**2,376,437,123.36**	**2,409,355,458.30**

Locked: 14.05.2021 - 15:18:15
Run on: 14.11.2024 - 09:38:29 Version: 0

Add. General Manager (Commercial)
NTPC LIMITED

UNCHAHAR SUPER THERMAL POWER STATION

NOTE NO. 42 TO THE FS--OTHER EXPENSE **(Amount in ₹)**

	For the Year ended	31.03.2021	31.03.2020
001	**OTHER EXPENSES**	**0.00**	**0.00**
002	Power charges	65,710,583.00	71,513,993.00
003	Less: Recovered from contractors & employees	63,554,846.40	72,380,430.62
004	**Sub-Total(Power Charges)**	**2,155,736.60**	**-866,437.62**
005	Water charges	97,160,449.65	53,670,995.91
006	Stores consumed	19,787,193.53	28,022,251.43
007	Rent	0.00	0.00
008	Less:Recoveries	0.00	0.00
009	**Sub-Total (Rent)**	**0.00**	**0.00**
010	Cost of captive coal produced	15,119.00	0.00
011	**Repairs & maintenance**	**0.00**	**0.00**
012	Buildings	139,349,048.26	149,632,886.21
013	Plant & machinery	0.00	0.00
014	Power stations	1,017,632,503.19	1,086,231,132.84
015	Construction equipment	0.00	0.00
016	Others	54,927,365.41	131,845,282.55
017	**Sub-total (Repairs & maintenance)**	**1,211,908,916.86**	**1,367,709,301.60**
019	Load Dispatch Center Charges	13,007,612.00	15,929,309.00
021	Insurance	73,991,841.91	42,649,608.20
022	Interest to beneficiaries	124,342.00	0.00
023	Rates and taxes	5,094,544.59	5,367,418.85
024	Water cess & environment protection cess	0.00	46,326.00
025	Training & recruitment expenses	1,383,853.00	8,110,087.78
026	Less: Receipts	0.00	0.00
027	**Sub-total (Training and recruitment expenses)**	**1,383,853.00**	**8,110,087.78**
028	Communication expenses	19,523,839.22	19,575,830.63
029	Inland Travel	54,100,550.77	74,216,479.14
030	Foreign Travel	0.00	820,122.80
031	Tender expenses	0.00	0.00
032	Less: Receipt from sale of tenders	0.00	0.00
033	**Sub-total (Tender expenses)**	**0.00**	**0.00**
034	Payment to auditors	0.00	0.00
035	Audit fee	0.00	0.00
036	Tax audit fee	0.00	0.00
037	Other services	0.00	0.00
038	Reimbursement of expenses	0.00	0.00
039	**Sub-total (Payment to Auditors)**	**0.00**	**0.00**
040	Advertisement and publicity	351,745.00	320,951.00
041	Electricity duty	0.00	0.00
042	Security expenses	351,806,792.54	335,472,100.93
043	Entertainment expenses	20,582,400.85	20,197,027.10
044	Expenses for guest house	12,485,358.00	13,302,228.84
045	Less:Recoveries	0.00	0.00
046	**Sub-Total (Guest house expenses)**	**12,485,358.00**	**13,302,228.84**
047	Education expenses	12,288,341.00	11,936,403.00
049	Donations	0.00	0.00

Locked: 14.05.2021 - 15:18:16
Run on: 14.11.2024 - 09:38:32 Version: 0

Add. General Manager (Commercial)
NTPC LIMITED

UNCHAHAR SUPER THERMAL POWER STATION

NOTE NO. 42 TO THE FS--OTHER EXPENSE **(Amount in ₹)**

	For the Year ended	31.03.2021	31.03.2020
050	Ash utilisation & marketing expenses	1,596,918,142.35	895,421,795.56
051	Directors sitting fee	0.00	0.00
053	Professional charges and consultancy fees	1,392,673.66	10,621,134.27
054	Legal expenses	7,124,934.00	7,688,039.00
055	EDP hire and other charges	5,418,182.10	9,824,206.45
056	Printing and stationery	573,072.00	2,770,234.94
057	Oil & gas exploration expenses	0.00	0.00
059	Hiring of vehicles	14,812,599.52	15,658,674.28
061	Reimbursement of L.C.charges on sales realisation	0.00	0.00
062		0.00	0.00
063	Cost of Hedging	21,487.00	0.00
064	Derivatives MTM loss/gain (Net)	0.00	0.00
065	Net loss/(gain) in foreign currency transactions & translations	18,266,672.56	65,054,282.12
066	Transport Vehicle running expenses	4,812,238.08	6,385,134.00
067	Horticulture Expenses	12,152,642.65	12,150,690.17
068	Hire charges- helicopter/aircraft.	0.00	0.00
069	Hire charges of construction equipment	0.00	0.00
070	Demurrage Charges	0.00	0.00
072		0.00	0.00
073	Miscellaneous expenses	8,529,259.23	22,084,667.30
074	Loss on disposal/write-off of PPE	27,050,646.85	44,041,793.94
075	**Sub-Total**	**3,592,841,186.52**	**3,088,180,656.62**
076	Less: Other expenses allocated to fuel inventory	230,289,382.21	556,995,467.18
077	Less: Transferred/Allocated to development of coal mines	0.00	0.00
078	Less: Transferred to fly ash utilisation reserve fund	148,006,944.85	146,779,036.84
079	Less: Hedging cost Net recoverable/payable from/to beneficiaries	0.00	0.00
080	Less: Others	0.00	0.00
081	Less: Transferred to CSR Expenses	11,175,236.49	10,468,304.29
082	Less:Transferred to Expenditure during Construction period(net)-Note 43	310,026.04	0.00
083	**Net (Generation, Administration and Other expenses)**	**3,203,059,596.93**	**2,373,937,848.31**
084	Corporate Social Responsibility Expenses	46,352,600.96	47,716,810.66
085	Less: Grants-in-aid	0.00	0.00
086	**Sub-total (Corporate Social Responsibility Expenses)**	**46,352,600.96**	**47,716,810.66**
087	**Provisions**	**0.00**	**0.00**
088	Doubtful Debts	0.00	0.00
089	Doubtful loans, advances and claims	0.00	0.00
090	Doubtful Construction Advances	0.00	0.00
091	Shortage in stores	17,975.56	183,965.95
092	Obsolete/Dimunition in the value of surplus stores	0.00	105,754.65
093	Shortage in construction stores	0.00	0.00
094	Dimunition in value of long term investments	0.00	0.00

Locked: 14.05.2021 - 15:18:16

Run on: 14.11.2024 - 09:38:32 Version: 0

Add. General Manager (Commercial)
NTPC LIMITED

UNCHAHAR SUPER THERMAL POWER STATION

NOTE NO. 42 TO THE FS--OTHER EXPENSE **(Amount in ₹)**

	For the Year ended	31.03.2021	31.03.2020
095	Shortage in Fixed assets	0.00	306,994.74
096	Unfinished minimum work progress from oil & gas exploration	0.00	0.00
097	Unserviceable capital works	456,660.00	0.00
098	Tariff Adjustment	93,448,000.00	38,206,000.00
099	Others :	0.00	0.00
100	(i) Provision for arbitration cases	0.00	0.00
101	(ii) Other provisions	0.00	0.00
102	**Total (Provisions)**	**93,922,635.56**	**38,802,715.34**
103		0.00	0.00
104	**Total**	**3,343,334,833.45**	**2,460,457,374.31**
105		0.00	0.00
106	**Breakup of miscellaneous expenses.**	**0.00**	**0.00**
109	Hire charges of office equipment	0.00	0.00
111	Operating expenses of construction equipment	0.00	0.00
112	Operating expenses of D.G. sets	0.00	0.00
113	Furnishing expenses	87,170.11	276,376.75
114	Subscription to trade and other associations	0.00	99,560.00
116	Visa and entry permit charges	0.00	0.00
117	Tree plantation exp.-NTPC Land	1,253,823.58	7,000,925.06
118	Research & development expenses	0.00	54,824.00
119	Less : Grants received for Research & develoment expenses	0.00	0.00
120	Sub-total (Research & development expenses)	0.00	54,824.00
121	Bank charges	159,612.34	369,911.50
122	Business Development Expenditure	0.00	0.00
123	Surcharge (NVVN)	0.00	0.00
124	Power Trading Expenses	559,916.00	474,764.00
125	Brokerage & commission	208,154.00	223,583.00
129	Books and periodicals	84,401.00	28,540.00
130	Claims/advances written off	0.00	0.00
131	Stores written off	0.00	0.00
132	Survey &Investigation expenses written off	0.00	0.00
133	Others	6,176,182.20	13,556,182.99
134	**Total**	**8,529,259.23**	**22,084,667.30**
135		0.00	0.00
136		0.00	0.00
137		0.00	0.00

Locked: 14.05.2021 - 15:18:16
Run on: 14.11.2024 - 09:38:32 Version: 0

Add. General Manager (Commercial)
NTPC LIMITED

UNCHAHAR SUPER THERMAL POWER STATION

NOTE NO. 43 TO THE FS--EXPENDITURE DURING CONSTRUCTION PERIOD (NET) **(Amount in ₹)**

	For the Year ended	31.03.2021	31.03.2020
001	**EXPENDITURE DURING CONSTRUCTION PERIOD (NET)**	**0.00**	**0.00**
002	A. Employee benefits expense	0.00	0.00
003	Salaries and wages	3,417,395.81	0.00
004	Contribution to provident and other funds	416,990.04	0.00
005	Unwinding of deffered payroll expenses	0.00	0.00
006	Staff welfare expenses	96,040.61	0.00
007	**Total (A)**	**3,930,426.46**	**0.00**
008	**B. Finance Costs**	**0.00**	**0.00**
009	Finance charges on financial liabilities measured at amortised cost	0.00	0.00
010	Bonds	0.00	0.00
011	Foreign currency term loans	2,525,486.21	2,394,372.00
012	Rupee term loans	12,796,439.00	3,780,547.00
013	Foreign currency bonds/notes	0.00	0.00
014	Unwinding of discount on account of vendor liabilities	0.00	67,830.88
015	Others	0.00	0.00
016		0.00	0.00
017	Other Borrowings Costs	0.00	0.00
018	Guarantee Commission	0.00	0.00
019	Management Fees/Arrangers Fees	0.00	0.00
020	Commitment charges/Exposure Premium	0.00	0.00
021	Legal Expenses on foreign currency loans	0.00	0.00
022	Foreign currency bonds/notes expenses	0.00	0.00
023	Foreign Credit Insurance Premium	0.00	0.00
024	Upfront Fee	0.00	0.00
025	Exchange Differences	0.00	0.00
026	Others	1,746,670.37	0.00
027	Exchange differences regarded as adjustment to interest cost	-1,522,985.00	3,157,037.56
028	**Total (B)**	**15,545,610.58**	**9,399,787.44**
029		0.00	0.00
030	C. Depreciation and amortisation	0.00	0.00
031	**D. Generation , administration and other expenses**	**0.00**	**0.00**
032	Power charges	0.00	0.00
033	Less: Recovered from contractors & employees	611.57	0.00
034	**Sub-total(Net power charges)**	**-611.57**	**0.00**
035	Water charges	0.00	0.00
036	Rent	0.00	0.00
037	Repairs & maintenance	0.00	0.00
038	Buildings	-8,387.61	0.00
039	Construction equipment	0.00	0.00
040	Others	0.00	0.00
041		0.00	0.00
042	Insurance	0.00	0.00

Locked: 14.05.2021 - 15:18:16
Run on: 14.11.2024 - 09:38:35 Version: 0

Add. General Manager (Commercial)
NTPC LIMITED

UNCHAHAR SUPER THERMAL POWER STATION

NOTE NO. 43 TO THE FS--EXPENDITURE DURING CONSTRUCTION PERIOD (NET) **(Amount in ₹)**

	For the Year ended	31.03.2021	31.03.2020
043	Rates and taxes	0.00	0.00
044	Communication expenses	99,999.14	0.00
045	Travelling expenses	5,751.00	0.00
046	Tender expenses	0.00	0.00
047	Less: Income from sale of tenders	0.00	0.00
048	**Sub-total (Net tender expenses)**	**0.00**	**0.00**
049	Advertisement and publicity	0.00	0.00
050	Security expenses	0.00	0.00
051	Entertainment expenses	67,441.74	0.00
052	Guest house expenses	0.00	0.00
053	Less: Receipt from guest house	0.00	0.00
054	**Sub-total (Net Guest House Expenses)**	**0.00**	**0.00**
055	Education expenses	0.00	0.00
056	Brokerage & Commission	0.00	0.00
057	Books and periodicals	0.00	0.00
058	Community development expenses	0.00	0.00
059	Professional charges and consultancy fee	0.00	0.00
060	Legal expenses	0.00	0.00
061	EDP Hire and other charges	0.00	0.00
062	Printing and stationery	0.00	0.00
063	Miscellaneous expenses	145,833.34	0.00
064	**Total (D)**	**310,026.04**	**0.00**
065	**Total (A+B+C+D)**	**19,786,063.08**	**9,399,787.44**
066	**E. Less: Other Income**	**0.00**	**0.00**
067	Interest from	0.00	0.00
068	Indian banks	0.00	0.00
069	Foreign banks	0.00	0.00
070	Others	0.00	0.00
071	Contractors	0.00	0.00
072	Hire charges	0.00	0.00
073	Sale of scrap	0.00	0.00
074	Exchange Differences	0.00	0.00
075	Miscellaneous income	16,914.64	0.00
076	**TOTAL (E)**	**16,914.64**	**0.00**
077	F. Net actuarial gain/loss OCI	46,259.18	0.00
078		0.00	0.00
079	**GRAND TOTAL (A+B+C+D-E+F)**	**19,815,407.62**	**9,399,787.44**
080		0.00	0.00
081	*** Balance carried to Capital Work-in-progress - (Note 3)**	**19,815,407.62**	**9,399,787.44**

Add. General Manager (Commercial)
NTPC LIMITED

UNCHAHAR SUPER THERMAL POWER STATION

NOTE NO. 43A TO THE FS--EDC- COAL MINING **(Amount in ₹)**

	For the Year ended	31.03.2021	31.03.2020
001	**EDC- Coal Mining**	**0.00**	**0.00**
002	A. Employee benefits expense	0.00	0.00
003	Salaries and wages	0.00	0.00
004	Contribution to provident and other funds	0.00	0.00
005	Unwinding of deffered payroll expenses	0.00	0.00
006	Staff welfare expenses	0.00	0.00
007	**Total (A)**	**0.00**	**0.00**
008	**B. Finance Costs**	**0.00**	**0.00**
009	Finance charges on financial liabilities measured at amortised cost	0.00	0.00
010	Bonds	0.00	0.00
011	Foreign currency term loans	0.00	0.00
012	Rupee term loans	0.00	0.00
013	Foreign currency bonds/notes	0.00	0.00
014	Unwinding of discount on account of vendor liabilities	0.00	0.00
015	Others	0.00	0.00
016		0.00	0.00
017	Other Borrowings Costs	0.00	0.00
018	Guarantee Commission	0.00	0.00
019	Management Fees/Arrangers Fees	0.00	0.00
020	Commitment charges/Exposure Premium	0.00	0.00
021	Legal Expenses on foreign currency loans	0.00	0.00
022	Foreign currency bonds/notes expenses	0.00	0.00
023	Foreign Credit Insurance Premium	0.00	0.00
024	Upfront Fee	0.00	0.00
025	Exchange Differences	0.00	0.00
026	Others	0.00	0.00
027	Exchange differences regarded as adjustment to interest cost	0.00	0.00
028	**Total (B)**	**0.00**	**0.00**
029		0.00	0.00
030	C. Depreciation and amortisation	0.00	0.00
031	**D. Generation , administration and other expenses**	**0.00**	**0.00**
032	Power charges	0.00	0.00
033	Less: Recovered from contractors & employees	0.00	0.00
034	**Sub-total(Net power charges)**	**0.00**	**0.00**
035	Water charges	0.00	0.00
036	Rent	0.00	0.00
037	Repairs & maintenance	0.00	0.00
038	Buildings	0.00	0.00
039	Construction equipment	0.00	0.00
040	Others	0.00	0.00
041	Cost of Captive Coal	0.00	0.00
042	Insurance	0.00	0.00
043	Rates and taxes	0.00	0.00

Locked: 14.05.2021 - 15:18:16
Run on: 14.11.2024 - 09:38:38 Version: 0

Add. General Manager (Commercial)
NTPC LIMITED

UNCHAHAR SUPER THERMAL POWER STATION

NOTE NO. 43A TO THE FS--EDC- COAL MINING **(Amount in ₹)**

	For the Year ended	31.03.2021	31.03.2020
044	Communication expenses	0.00	0.00
045	Travelling expenses	0.00	0.00
046	Tender expenses	0.00	0.00
047	Less: Income from sale of tenders	0.00	0.00
048	**Sub-total (Net tender expenses)**	**0.00**	**0.00**
049	Advertisement and publicity	0.00	0.00
050	Security expenses	0.00	0.00
051	Entertainment expenses	0.00	0.00
052	Guest house expenses	0.00	0.00
053	Less: Receipt from guest house	0.00	0.00
054	**Sub-total (Net Guest House Expenses)**	**0.00**	**0.00**
055	Education expenses	0.00	0.00
056	Brokerage & Commission	0.00	0.00
057	Books and periodicals	0.00	0.00
058	Community development expenses	0.00	0.00
059	Professional charges and consultancy fee	0.00	0.00
060	Legal expenses	0.00	0.00
061	EDP Hire and other charges	0.00	0.00
062	Printing and stationery	0.00	0.00
063	Miscellaneous expenses	0.00	0.00
064	**Total (D)**	**0.00**	**0.00**
065	**Total (A+B+C+D)**	**0.00**	**0.00**
066	**E. Less: Other Income**	**0.00**	**0.00**
067	Interest from	0.00	0.00
068	Indian banks	0.00	0.00
069	Foreign banks	0.00	0.00
070	Others	0.00	0.00
071	Contractors	0.00	0.00
072	Hire charges	0.00	0.00
073	Sale of scrap	0.00	0.00
074	Exchange Differences	0.00	0.00
075	Miscellaneous income	0.00	0.00
076	**TOTAL (E)**	**0.00**	**0.00**
077	F. Net actuarial gain/loss OCI	0.00	0.00
078		0.00	0.00
079	**GRAND TOTAL (A+B+C+D-E+F)**	**0.00**	**0.00**
080		0.00	0.00
081	*** Balance carried to Capital Work-in-progress - (Note 3)**	**0.00**	**0.00**

Locked: 14.05.2021 - 15:18:16
Run on: 14.11.2024 - 09:38:38 Version: 0

Add. General Manager (Commercial)
NTPC LIMITED

UNCHAHAR SUPER THERMAL POWER STATION

NOTE NO. 44-A TO THE FINANCIAL STATEMENTS **(Amount in ₹)**

	As at	31.03.2021	31.03.2020
001	Balance sheet	0.00	0.00
002	Freehold land for which conveyancing of the title is awaiting completion of legal formalities	0.00	0.00
003	(a) area (in acres)	0.00	0.00
004	(b) value (in rs)	0.00	0.00
005	Right-of-use land for which execution of lease deed is awaiting completion of legal formalities	0.00	0.00
006	(a) area (in acres)	0.00	0.00
007	(b) value (in rs)	0.00	0.00
008	Right-of-use land acquired on perpetual lease and accordingly not amortised	0.00	0.00
009	(a) area (in acres)	0.00	0.00
010	(b) value (in rs.)	0.00	0.00
011	Land in physical possesession of the company which has not been shown in the books pending settlement of price (in acres)	0.00	0.00
012	Deposit with government authorities towards land in possession of the company included in cost of land which is subject to adjus	0.00	0.00
013	**Land not in possession of the company**	**0.00**	**0.00**
014	(a) area (in acres)	0.00	0.00
015	-Freehold	0.00	0.00
016	-Right of Use	0.00	0.00
017	(b) value (in rs)	0.00	0.00
018	-Freehold	0.00	0.00
019	-Right of Use	0.00	0.00
020	Right-of-use buildings pending completion of legal fomalities - value (in rs.)	0.00	0.00
021	Estimated amount of contracts remaining to be executed on capital account and not provided for	0.00	0.00
022	Property, plant & equipment	6,370,552,468.00	10,421,708,734.00
023	Intangible assets	0.00	0.00
024	Details of precommissioning expenditure	0.00	0.00
025	(a) precommissioning expenses	0.00	0.00
026	(b) precommissioning income	0.00	0.00
027	(c) net precommissioning expenditure	0.00	0.00
028		0.00	0.00
029		0.00	0.00
030		0.00	0.00
031	Exchange rate variation taken to revenue during the year (with -ve sign, if favourable)	-233,845.44	-1,133,670.38
045	Exchange rate variation capitalised during the year (with -ve sign, if favourable)	-105,861,105.00	344,457,594.00
047	Leases as Lessee	0.00	0.00
048	Leases classified as Right to Use	0.00	0.00
049	A) Obligation towards Minimum Lease Payments (undiscounted)	0.00	0.00
050	3 months or less (A)	0.00	0.00

Locked: 14.05.2021 - 15:18:29
Run on: 14.11.2024 - 09:37:54 Version: 0

अपर महाप्रबंधक (वाणिज्यिक)
Addl. General Manager (Commercial)
एन टी पी सी लिमिटेड/NTPC LIMITED

	As at	31.03.2021	31.03.2020
051	3-12 Months (B)	0.00	0.00
052	1-2 Years (C)	0.00	0.00
053	2-5 Years (D)	0.00	0.00
054	More than 5 Years (E)	0.00	0.00
055	**Total (A+B+C+D+E)**	**0.00**	**0.00**
056	Opening Balance of Lease Liabilities (A)	0.00	0.00
057	- Additions in lease liabilities (B)	0.00	0.00
058	- Interest cost during the year (C)	0.00	0.00
059	- Payment of lease liabilities (D)	0.00	0.00
060	**Closing Balance of Lease Liabilities (A+B+C-D)**	**0.00**	**0.00**
061	Current Lease Liabilities	0.00	0.00
062	Non Current Lease Liabilities	0.00	0.00
063	Depreciation and amortisation expense for right-of-use assets	191,879.32	191,879.32
064	Short Term Leases	0.00	0.00
065	A) Rent	0.00	0.00
066	Company lease accomodation - executives	48,545.89	242,615.76
067	Company lease accomodation - directors	0.00	0.00
068	Others	0.00	0.00
069	**Total**	**48,545.89**	**242,615.76**
070	Cash Outflow from Leases	0.00	242,615.76
071	B) (i) receipts from sub-lease of office buildings	0.00	0.00
072	(ii) receipts from sub-lease of helicopter	0.00	0.00
073	**Leases as Lessor**	**0.00**	**0.00**
074	**Finance Leases**	**0.00**	**0.00**
075	Finance Income on Net Investment in Lease	0.00	0.00
076	Income Related to Variable Lease Payments	0.00	0.00
077		0.00	0.00
078	**Undiscounted Lease payments to be received**	**0.00**	**0.00**
079	Less than one year (A)	0.00	0.00
080	Between one and two years (B)	0.00	0.00
081	Between two and three years (C)	0.00	0.00
082	Between three and four years (D)	0.00	0.00
083	Between four and five years (E)	0.00	0.00
084	More than five years (F)	0.00	0.00
085	**Total minimum lease payments (A+B+C+D+E+F)**	**0.00**	**0.00**
086	Less amounts representing unearned finance income	0.00	0.00
087	Present value of minimum lease payments	0.00	0.00
088		0.00	0.00
089	**Operating Leases**	**0.00**	**0.00**
090	Lease Income	0.00	0.00
091	Income Related to Variable Lease Payments	0.00	0.00
092		0.00	0.00
093	**Undiscounted Lease payments to be received**	**0.00**	**0.00**
094	Less than one year (A)	0.00	0.00

Locked: 14.05.2021 - 15:18:29
Run on: 14.11.2024 - 09:37:54 Version: 0

Add. General Manager (Commercial)
NTPC LIMITED

	As at	31.03.2021	31.03.2020
095	Between one and two years (B)	0.00	0.00
096	Between two and three years (C)	0.00	0.00
097	Between three and four years (D)	0.00	0.00
098	Between four and five years (E)	0.00	0.00
099	More than five years (F)	0.00	0.00
100	**Total minimum lease payments (A+B+C+D+E+F)**	**0.00**	**0.00**
101	Borrowing cost capitalised during the year	15,545,610.58	9,399,787.00
102	Revenue grants recognized during the year	0.00	0.00
103	Revenue expenditure on research and development	0.00	0.00
104	Capital expenditure on research and development	0.00	0.00
105	Expenditure on sustainibility development - capital	0.00	0.00
106	Expenditure on csr- capital	0.00	0.00
107	Csr amount spent during the year, yet to be paid in cash	0.00	0.00
108	Constn/acquisition of any asset	0.00	0.00
109	On purpose other than above	0.00	0.00
110		0.00	0.00
111	Disclosure under msmed act 2006.	0.00	0.00
112	(i) (a) the principal amount remaining unpaid as at year end	249,108,058.41	237,363,393.81
113	(i) (b) interest due there on remaining unpaid as at Year end	0.00	0.00
114	(ii) the amount of interest paid by the buyer in terms of section 16, along with the amounts of the payment made to the supplier	0.00	0.00
115	(iii) the amount of interest due and payable for the period of delay in making payment(which has been paid but beyond the appoin	0.00	0.00
116	(iv) the amount of interest accrued and remaining unpaid at the end of the year; and	0.00	0.00
117	(v) the amount of further interest remaining due and payable even in the succeeding years, until such date when the interest due	0.00	0.00
118	Amount of inventories recognized as an expense (including fuel)	23,165,528,990.53	29,559,632,747.76
119	Amount of inventories capitalised as overhauling assets out of 112 above	162,437,765.92	88,305,886.77
120	Amount capitalised as edc out of 112 above	0.00	0.00
133	Value of Imported Material Consumed during the Year	0.00	0.00
134		0.00	0.00
135	Contingent liabilities	0.00	0.00
136	A. Claims against the company not acknowledged as debts in respect of	0.00	0.00
137	(i)Capital works	0.00	0.00
138	(ii)Land compensation cases	0.00	0.00
139	(iii)Others by state authorities towards:-	0.00	0.00

Addl. General Manager (Commercial)
NTPC LIMITED

UNCHAHAR SUPER THERMAL POWER STATION

NOTE NO. 44-A TO THE FINANCIAL STATEMENTS **(Amount in ₹)**

	As at	31.03.2021	31.03.2020
140	(a) Water royalty / water charges / nala tax	0.00	0.00
141	(b) Diversion of land / building permission fees	0.00	0.00
142	(c) Other demands by state authorities	0.00	0.00
143	(iv) Others by fuel companies	0.00	0.00
144	(a) Disputes related to grade slippage-third party sampling	1,876,667,663.00	2,217,864,700.00
145	(b) Surface transportation charges on coal	0.00	0.00
146	(c) Take or pay claim - Gas stations	0.00	0.00
147	(d) Other claims by fuel companies not acknowledged as debt	417,853,504.00	67,450,252.00
149	B.Disputed tax demands	0.00	0.00
150	(i) Income tax	0.00	0.00
151	(ii) Excise duty	0.00	0.00
152	(iii) Sales tax	10,265,776.00	9,921,076.00
153	(iv) Service tax	0.00	0.00
154	(v) Entry tax	5,941,887.00	5,741,338.00
155	C. Others	81,661,584.00	145,583,685.00
156	**Total**	**2,392,390,414.00**	**2,446,561,051.00**
157	D. Possible reimbursement on account of contingent liabilities	0.00	0.00
158	(i) Capital works	0.00	0.00
159	(ii)Land compensation cases	0.00	0.00
160	(iii)Others (by state authorities)	0.00	0.00
161		0.00	0.00
162	(iv) Others by fuel companies	2,294,521,167.00	2,285,314,952.00
163	(v) Disputed income tax demand	0.00	0.00
164	(vi) Disputed tax demands -others	0.00	0.00
165	(vii) Others	74,504,340.00	144,773,441.00
167	**Total**	**2,369,025,507.00**	**2,430,088,393.00**
168	E.AMOUNT PAID UNDER PROTEST/ADJUSTED BY AUTHORITIES - TAX CASES	1,381,231.00	1,381,231.00
169		0.00	0.00
170	F.CONTINGENT ASSETS	0.00	0.00
171		0.00	0.00
172		0.00	0.00
173		0.00	0.00
175	Previous year figures have been regrouped/rearranged wherever necessary.	0.00	0.00

Locked: 14.05.2021 - 15:18:29
Run on: 14.11.2024 - 09:37:54 Version: 0

Add. General Manager (Commercial)
NTPC LIMITED

एनटीपीसी NTPC
A Maharatna Company

UNCHAHAR SUPER THERMAL POWER STATION

BALANCE SHEET

(Amount in ₹)

	As at	Note	31.03.2022	31.03.2021
001	**ASSETS**		**0.00**	**0.00**
002			**0.00**	**0.00**
003	**NON-CURRENT ASSETS**		**0.00**	**0.00**
004	PROPERTY, PLANT & EQUIPMENT	2	32,582,652,240.10	34,003,786,979.53
005	CAPITAL WORK-IN-PROGRESS	3	10,860,315,737.31	6,625,285,203.53
006	INTANGIBLE ASSETS	4	30,000.22	83,038.00
007	INTANGIBLE ASSETS UNDER DEVELOPMENT	5	0.00	0.00
008	**FINANCIAL ASSETS**		**0.00**	**0.00**
009	i) INVESTMENTS IN SUBSIDIARIES AND JOINT VENTURES	6	0.00	0.00
010	ii) INVESTMENTS	7	0.00	0.00
011	iii) TRADE RECEIVABLES	8	0.00	0.00
012	IV) LOANS	9	98,094,036.83	100,073,236.65
013	V) OTHER FINANCIAL ASSETS	10	0.00	0.00
015	OTHER NON-CURRENT ASSETS	11	3,669,691,448.54	3,050,990,731.74
016	**TOTAL NON-CURRENT ASSETS**		**47,208,783,463.00**	**43,781,019,189.44**
017			**0.00**	**0.00**
018	**CURRENT ASSETS**		**0.00**	**0.00**
019	INVENTORIES	12	2,863,378,840.41	3,522,810,677.32
020	**FINANCIAL ASSETS**		**0.00**	**0.00**
021	i) INVESTMENTS	13	0.00	0.00
022	ii) TRADE RECEIVABLES	14	0.00	0.00
023	iii) CASH AND CASH EQUIVALENTS	15	48,181.00	934,469.80
024	IV) BANK BALANCES OTHER THAN CASH AND CASH EQUIVALENTS	16	0.00	0.00
025	V) LOANS	17	69,210,690.07	70,887,287.77
026	VI) OTHER FINANCIAL ASSETS	18	97,823,506.42	46,831,165.04
027	CURRENT TAX ASSETS (NET)		0.00	0.00
028			0.00	0.00
029	OTHER CURRENT ASSETS	19	4,381,260,144.43	4,885,942,153.81
030			0.00	0.00
031	**TOTAL CURRENT ASSETS**		**7,401,729,362.33**	**8,527,145,753.74**
032	REGULATORY DEFERRAL ACCOUNT DEBIT BALANCES	20	3,912,297,685.39	3,817,693,601.99
034	**TOTAL ASSETS**		**58,522,810,510.72**	**56,125,858,545.17**
035	**EQUITY AND LIABILITIES**		**0.00**	**0.00**
036	**EQUITY**		**0.00**	**0.00**
037	EQUITY SHARE CAPITAL	21	0.00	0.00
038	OTHER EQUITY	22	82,628,708,530.02	76,884,786,665.71
041	**TOTAL EQUITY**		**82,628,708,530.02**	**76,884,786,665.71**
042			0.00	0.00
043	**LIABILITIES**		**0.00**	**0.00**
044	**NON-CURRENT LIABILITIES**		**0.00**	**0.00**
045	**FINANCIAL LIABILITIES**		**0.00**	**0.00**
046	i) BORROWINGS	23	0.00	0.00
047	ii) LEASE LIABILITIES	23A	0.00	0.00
048	**iii) TRADE PAYABLES**		**0.00**	**0.00**

Locked: 24.04.2022 - 20:28:44
Run on: 24.04.2022 - 20:32:33 Version: 0

अपर महाप्रबंधक (वाणिज्यिक)
Addl. General Manager (Commercial)
एन टी पी सी लिमिटेड/NTPC LIMITED

UNCHAHAR SUPER THERMAL POWER STATION

BALANCE SHEET

(Amount in ₹)

	As at	Note	31.03.2022	31.03.2021
049	- TOTAL OUTSTANDING DUES OF MICRO AND SMALL ENTERPRISES	24	3,722,853.39	6,079,291.26
050	- TOTAL OUTSTANDING DUES OF CREDITORS OTHER THAN MICRO AND SMALL ENTERPRISES	24	2,415,117.84	2,786,143.31
051	IV) OTHER FINANCIAL LIABILITIES	25	336,273.47	10,363,564.19
052	PROVISIONS	26	0.00	0.00
053	DEFERRED TAX LIABILITIES (NET)	27	0.00	0.00
054	OTHER NON-CURRENT LIABILITIES	28	95,584.00	95,584.00
055			0.00	0.00
056	**TOTAL NON-CURRENT LIABILITIES**		6,571,828.70	19,344,572.76
057			0.00	0.00
058	**CURRENT LIABILITIES**		0.00	0.00
059	**FINANCIAL LIABILITIES**		0.00	0.00
060	I) BORROWINGS	29	0.00	0.00
061	II) LEASE LIABILITIES	29A	0.00	0.00
062	**ii) Trade Payables**		0.00	0.00
063	- TOTAL OUTSTANDING DUES OF MICRO AND SMALL ENTERPRISES	30	227,845,826.47	187,180,104.05
064	- TOTAL OUTSTANDING DUES OF CREDITORS OTHER THAN MICRO AND SMALL ENTERPRISES	30	3,464,999,690.76	4,743,070,583.09
065	III) OTHER FINANCIAL LIABILITIES	31	4,276,595,671.78	4,753,806,151.13
066	OTHER CURRENT LIABILITIES	32	133,128,331.67	136,235,050.07
067	PROVISIONS	33	36,600,070.10	82,218,640.36
068	CURRENT TAX LIABILITIES (NET)	34	0.00	0.00
069			0.00	0.00
070	**TOTAL CURRENT LIABILITIES**		8,139,109,711.78	9,902,308,537.73
071			0.00	0.00
072	DEFERRED REVENUE	35	644,318,000.00	601,074,000.00
073	REGULATORY DEFERRAL ACCOUNT CREDIT BALANCES	36	0.00	0.00
074	INTER UNIT ACCOUNTS		-32,685,895,559.78	-31,281,655,231.03
075			0.00	0.00
076	**TOTAL EQUITY AND LIABILITIES**		56,522,810,510.72	56,125,858,545.17
077	Significant Accounting Policies as per Note 1		0.00	0.00
078			0.00	0.00
079	The accompanying notes 1 to 44 form an integral part of these financial statements.		0.00	0.00
080			0.00	0.00

(Auditor Initial & Stamp)

NARENDER KUMAR CHATRATH Digitally signed by NARENDERKUMAR CHATRATH

(Head of Finance)

(Head of Unit)

कमलेश सोनी/Kamlesh Soni
मुख्य महाप्रबंधक
Chief General Manager
एनटीपीसी लिमिटेड/NTPC Limited
पो.ऑ.-ऊंचाहार, जिला-रायबरेली-229406 (उ.प्र.)
P.O.-Unchahar, Dist.-Raebareli-229406 (U.P.)

Locked: 24.04.2022 - 20:28:44
Run on: 24.04.2022 - 20:32:33 Version: 0

अपर महाप्रबंधक (वाणिज्यिक)
Addl. General Manager (Commercial)
एन टी पी सी लिमिटेड/NTPC LIMITED

UNCHAHAR SUPER THERMAL POWER STATION
STATEMENT OF PROFIT AND LOSS

(Amount in ₹)

	For the Year ended	Note	31.03.2022	31.03.2021
001	**Revenue**		0.00	0.00
002	Revenue from operations	37	39,488,971,999.60	34,071,834,414.48
003	Other income	38	952,566,509.46	1,882,448,073.78
005	**Total income**		**40,441,538,509.06**	**35,954,282,488.26**
007	**Expenses**		0.00	0.00
008	Fuel including cost of captive coal	38A	28,792,239,720.09	22,604,393,712.25
009	Employee benefits expense	39	1,985,702,426.50	1,919,343,709.82
010	Electricity purchased for trading		0.00	0.00
011	Finance costs	40	1,314,643,672.00	1,458,640,382.61
012	Depreciation and amortization expenses	41	2,605,672,166.67	2,576,437,123.36
013			0.00	0.00
014	**Other expenses**	42	2,682,379,114.83	3,343,703,856.46
015	CC expenses charge to revenue		441,571,381.44	480,727,289.65
016	Less: Unit expenses transferred to CC		12,016,820.10	27,790,420.22
017	**Total expenses**		**34,709,389,980.23**	**32,655,655,713.93**
020	**Profit before exceptional items & tax**		**5,681,148,548.83**	**3,898,626,774.34**
021	Exceptional items		0.00	0.00
024	**Profit before tax**		**5,681,148,548.83**	**3,898,626,774.34**
027	**Tax expense:**		0.00	0.00
028	Current tax		0.00	0.00
031	Deferred tax		0.00	0.00
034			0.00	0.00
035	**Total Tax expense**		**0.00**	**0.00**
036	**Profit for the period before regulatory deferral account balances**		**5,681,148,548.83**	**3,898,626,774.34**
037	**Movement in regulatory deferral account balances**		0.00	0.00
038	**Regulatory deferred account - deferred**		0.00	0.00
039	Others		94,604,083.40	1,463,539,390.90
040	**Tax impact on Regulatory deferral account balances**		0.00	0.00
041	**Movement in Regulatory deferrall account balances (Net of Tax)**		**94,604,083.40**	**1,463,539,390.90**
042	**Profit for the period/ year**		**5,775,752,632.23**	**5,362,166,165.24**
043	**Other comprehensive income**		0.00	0.00
044	**(A) Items that will not be reclassified to profit or loss**		0.00	0.00
045	- Net gains/(losses) on fair value of equity instruments through other comprehensive income		0.00	0.00
046	Income tax on above that will not be reclassified to profit or loss		0.00	0.00
047	- Net actuarial gains/(losses) on defined benefit plans		-11,830,767.92	-32,836,648.31
048	Income tax on above that will not be reclassified to profit or loss		0.00	0.00
052		43	0.00	0.00
053	**Other comprehensive income for the year, net of income tax**		**-11,830,767.92**	**-32,836,648.31**
054			0.00	0.00
055	**Total Comprehensive Income for the year**		**5,763,921,864.31**	**5,329,329,516.93**
068			0.00	0.00

अपर महाप्रबंधक (वाणिज्यिक)
Addl. General Manager (Commercial)
एन टी पी सी लिमिटेड/NTPC LIMITED

एनटीपीसी NTPC
A Maharatna Company

UNCHAHAR SUPER THERMAL POWER STATION
STATEMENT OF PROFIT AND LOSS

(Amount in ₹)

	For the Year ended	Note	31.03.2022	31.03.2021
070	**Earnings per equity share:**		**0.00**	**0.00**
071	Basic & Diluted		0.00	0.00
072	Significant Accounting Policies		0.00	0.00
073	Expenditure during construction period (Net)/Dev. of coal mines (net) 43 /43A		0.00	0.00
074	The accompanying notes 1 to 44 form an integral part of these financial statements		0.00	0.00

CHANDR A KANTA PRUSTY
(Auditor Initial & Stamp)

NARENDER KUMAR CHATRATH
(Head of Finance)

(Head of Unit)

कमलेश सोनी/Kamlesh Soni
मुख्य महाप्रबंधक
Chief General Manager
एनटीपीसी लिमिटेड/NTPC Limited
पोस्ट-ऊंचाहार, जिला-रायबरेली-229406 (उ.प्र.)
P.O.-Unchahar, Dist.-Raebareli-229406 (U.P.)

Locked: 24.04.2022 - 20:28:13
Run on: 24.04.2022 - 20:32:24 Version: 0

अपर महाप्रबंधक (वाणिज्यिक)
Addl. General Manager (Commercial)
एन टी पी सी लिमिटेड/NTPC LIMITED

UNCHAHAR SUPER THERMAL POWER STATION

OTHER COMPREHENSIVE INCOME **(Amount in ₹)**

	For the Year ended	31.03.2022	31.03.2021
001		0.00	0.00
002	**Other comprehensive income**	**0.00**	**0.00**
003	**(A) Items that will not be reclassified to profit or loss**	**0.00**	**0.00**
004	- Net gains/(losses) on fair value of equity instruments through other comprehensive income	0.00	0.00
005	Income tax on above that will not be reclassified to profit or loss	0.00	0.00
006	- Net acturial gains/(losses) on defined benefit plans	-11,830,767.92	-32,836,648.31
007	Income tax on above that will not be reclassified to profit or loss	0.00	0.00
008		0.00	0.00
009	(B) Items that will be reclassified to profit or loss	0.00	0.00
010	Income tax relating to above items that will be reclassified to profit or loss	0.00	0.00
011		0.00	0.00
012	**Other comprehensive income for the year, net of income tax**	**-11,830,767.92**	**-32,836,648.31**
013		0.00	0.00
014	**Total comprehensive income for the year (A+B)**	**-11,830,767.92**	**-32,836,648.31**

Locked: 24.04.2022 - 20:28:12
Run on: 24.04.2022 - 20:32:22 Version: 0

Note forming part of Balance Sheet
Note 2 : Property, Plant And Equipment
Business Area :1006

(Amount in Rupees)

Asset Class	Opening Gross Block As At 01.04.2021	Additions	Deductions/ Adjustments	Closing Gross Block As At 31.03.2022	Opening Depreciation As At 01.04.2021	Additions	Deductions/ Adjustments	Closing Depreciation As At 31.03.2022	Net Block As At 31.03.2022	Net Block As At 31.03.2021
1 TANGIBLE ASSETS	0.00	0.00	0.00	0.00	0.00	0.00	0.00	0.00	0.00	0.00
2 Land : (including development expenses)	0.00	0.00	0.00	0.00	0.00	0.00	0.00	0.00	0.00	0.00
3 Freehold	79359119.00	0.00	0.00	79359119.00	0.00	0.00	0.00	0.00	79359119.00	79359119.00
4 Right of Use	2533024.59	0.00	0.00	2533024.59	872591.63	191879.32	0.00	1064470.95	1468553.64	1660432.96
5 Submergence	0.00	0.00	0.00	0.00	0.00	0.00	0.00	0.00	0.00	0.00
6 Right of use - Coal Bearing Area Land	0.00	0.00	0.00	0.00	0.00	0.00	0.00	0.00	0.00	0.00
7 Roads,bridges, culverts & helipads	74409010.50	1027127.00	0.00	75436137.50	27291341.56	3576798.45	0.00	30868140.01	44655997.49	47207668.94
8 Building :	0.00	0.00	0.00	0.00	0.00	0.00	0.00	0.00	0.00	0.00
a) Freehold	0.00	0.00	0.00	0.00	0.00	0.00	0.00	0.00	0.00	0.00
b) Main plant	2449405607.69	2189478.00	0.00	2451595085.69	477706476.35	106381652.01	0.00	584088128.36	1867506955.33	1971699131.34
c) Others	1108492876.59	11122331.48	0.00	1119615208.07	275255448.00	43863771.59	0.00	319109219.59	800505988.48	833237428.59
d) Right of Use	0.00	0.00	0.00	0.00	0.00	0.00	0.00	0.00	0.00	0.00
e) Temporary erection	0.00	0.00	0.00	0.00	0.00	0.00	0.00	0.00	0.00	0.00
14 Water Supply, drainage & sewerage system	164564991.04	13861083.49	0.00	178426074.53	58145725.29	7631266.94	0.00	65776992.23	112649082.30	106419265.75
15 Hydraulic works, barrages, dams, tunnels and power channel	0.00	0.00	0.00	0.00	0.00	0.00	0.00	0.00	0.00	0.00
16 MGR track and signalling system	1139101.10	0.00	0.00	1139101.10	484257.60	54910.54	0.00	538268.14	600832.96	654843.50
17 Railway siding	48303051.21	0.00	0.00	48303051.21	22001742.95	1127442.74	0.00	23129185.69	25173865.52	26301308.26
18 Earth dam reservoir	0.00	0.00	0.00	0.00	0.00	0.00	0.00	0.00	0.00	0.00
19 Plant and machinery(including associated civil works) Owned Asset	42232831841.66	1161726534.00	(278198820.60)	43116359555.06	11586128944.67	2491840088.68	(358424763.60)	13710544269.55	29396815385.13	30646702896.81

Note forming part of Balance Sheet
Note 2 : Property, Plant And Equipment
Business Area :1006

(Amount in Rupees)

Asset Class	Opening Gross Block As At 01.04.2021	Additions	Deductions/ Adjustments	Closing Gross Block As At 31.03.2022	Opening Depreciation As At 01.04.2021	Additions	Deductions/ Adjustments	Closing Depreciation As At 31.03.2022	Net Block As At 31.03.2022	Net Block As At 31.03.2021
20 Plant and machinery(including associated civil works) -Right of use Asset	0.00	0.00	0.00	0.00	0.00	0.00	0.00	0.00	0.00	0.00
21 Furniture and fixtures	112660107.08	9872979.50	0.00	122733086.58	43755582.06	10473308.18	0.00	54228890.24	68504196.34	69104525.02
22 Assets under 5 Km Scheme	0.00	0.00	0.00	0.00	0.00	0.00	0.00	0.00	0.00	0.00
23 Vehicles including speed boats / helicopter- Owned	1241328.03	0.00	0.00	1241328.03	778284.36	40783.01	0.00	819067.37	422260.66	463043.67
24 Vehicles including speed boats-Helicopter - Leased	0.00	0.00	0.00	0.00	0.00	0.00	0.00	0.00	0.00	0.00
25 Office equipment	97367529.44	1872880.00	0.00	99260409.44	58843183.78	5203686.50	0.00	64046872.28	35213537.16	38544345.66
26 DP, WP machines and satcom equipment	97517360.32	944732.00	(342196.23)	98119894.05	72198891.52	10790257.45	(329900.05)	82659249.32	15460644.77	25318468.40
27 Construction equipments	70172268.86	(35485.00)	0.00	70136783.86	28418170.42	3818583.89	0.00	32233754.31	37903029.55	41754098.44
28 Electrical Installations	109986865.67	1869999.00	0.00	111856864.67	28821168.06	12876594.71	0.00	41697762.77	70159101.90	81165697.61
29 Communication equipments	35714140.78	1234241.79	0.00	39948382.57	18696266.99	3657901.99	0.00	22354168.98	17594213.59	20017873.79
30 Hospital equipments	20108846.00	2553231.68	0.00	22662077.68	5932014.21	8070587.19	0.00	14002601.40	8659476.28	14175831.79
31 Laboratory and workshop equipments	0.00	0.00	0.00	0.00	0.00	0.00	0.00	0.00	0.00	0.00
32 Capital expenditure on assets not owned by the Company	0.00	0.00	0.00	0.00	0.00	0.00	0.00	0.00	0.00	0.00
33 Assets of Government	0.00	0.00	0.00	0.00	0.00	0.00	0.00	0.00	0.00	0.00

Note forming part of Balance Sheet
Note 2 : Property, Plant And Equipment
Business Area :1006

(Amount in Rupees)

Asset Class	Opening Gross Block As At 01.04.2021	Additions	Deductions/ Adjustments	Closing Gross Block As At 31.03.2022	Opening Depreciation As At 01.04.2021	Additions	Deductions/ Adjustments	Closing Depreciation As At 31.03.2022	Net Block As At 31.03.2022	Net Block As At 31.03.2021
34 Less:Grants from Government	0.00	0.00	0.00	0.00	0.00	0.00	0.00	0.00	0.00	0.00
35 Less: Recoverable from GOI	0.00	0.00	0.00	0.00	0.00	0.00	0.00	0.00	0.00	0.00
36 Assets for ash utilisation	181089.00	0.00	0.00	181089.00	0.00	0.00	0.00	0.00	181089.00	181089.00
37 (Less):-Adjusted from fly ash utilisation reserve fund	181089.00	0.00	0.00	181089.00	0.00	0.00	0.00	0.00	181089.00	181089.00
38 Mine Restoration Cost	0.00	0.00	0.00	0.00	0.00	0.00	0.00	0.00	0.00	0.00
39 Mining Properties	0.00	0.00	0.00	0.00	0.00	0.00	0.00	0.00	0.00	0.00
Grand Total (Tangible)	46709027069.58	1208239230.94	(278541018.83)	47638725281.69	12705240090.05	2709587615.19	(356754683.65)	15056073041.59	32582652240.10	34003786979.53
Grand Total Prev Year (Tangible)	45712025702.84	680733970.40	316267396.34	46709027069.58	10211806025.23	2466497370.08	26936694.74	12705240090.05	34003786979.53	35500219677.61

Note forming part of Balance Sheet
Note 2 : Property, Plant And Equipment
Business Area :1006

(Amount in Rupees)

Details of Adjustments of Gross Block and Depreciation/Amortization				
Particulars	**Gross Block**		**Depreciation/Amortization**	
	Tangible As At: 31.03.2022	**Tangible As At: 31.03.2021**	**Tangible As At: 31.03.2022**	**Tangible As At: 31.03.2021**
Disposal of assets	0.00	(2259562.50)	0.00	(2259562.50)
Retirement of assets	(374162141.11)	(31524660.55)	(358606341.58)	(4470208.42)
Cost adjustments	95571957.51	228746789.70	0.00	0.00
Assets capitalised with retrospective effect / Write back of excess capitalisation	0.00	0.00	0.00	0.00
Depreciation on construction equipment capitalised as EDC	0.00	0.00	0.00	0.00
Prior Period Depreciation due to Assets capitalised with retrospective effect / Write back of excess capitalisation	0.00	0.00	0.00	0.00
Special Depreciation (As per New Policy)	0.00	0.00	0.00	0.00
Transfer in/out because of Inter Unit transfers	49164.77	121304829.69	(148322.07)	33666465.66
Others	0.00	0.00	0.00	0.00
TOTAL	**(278541018.83)**	**316267396.34**	**(358754663.65)**	**26936694.74**

Note - Additions during the year includes capital expenditure towards CSR (in Rs.) : 0.00

558

Note forming part of Balance Sheet
Note 3: Capital-Work-in-Progress
Business Area: UNCHAHAR SUPER THERMAL POWER STATION

(Amount in Rupees)

Sl No	Asset Class	As At 01.04.2021	Addition	Deduction/ Adjustment	Capitalized	As At 31.03.2022
	1	2	3	4	5	6
1	CAPITAL WORK-IN-PROGRESS					
2	Development of land					
3	Roads, bridges, culverts & helipads	16544045.33	1143512.00		1027127.00	16660430.33
4	Piling and foundation					
5	Buildings :					
6	Main plant					
7	Others	154485723.67	73478198.34	(10293104.28)	13861083.49	203809734.24
8	Temporary erection					
9	Water supply, drainage and sewerage system	91166224.04	23500738.69			114666962.73
10	Hydraulic works, barrages, dams, tunnels and power channel					
	MGR track and signalling system		25188255.00			25188255.00
	Railway siding					
	Earth dam reservoir					
	Plant and equipment	5608447640.17	5213712567.82	(330734379.19)	506956342.62	9982469486.18
	Furniture and fixtures	146780.00			146780.00	
	Vehicles					
17	Office equipment	37427.72	4247848.36	0.28	37428.00	4247848.36
18	EDP/WP machines & satcom equipment					
19	Construction equipments					
20	Electrical installations		3739066.00	(137069.00)		3601997.00
21	Communication equipment					
22	Hospital equipments	22000.00			22000.00	
23	Laboratory and workshop equipments					
24	Assets under 5Km Scheme of the GOI					
25	Capital expenditure on assets not owned by the company					
26	Expenditure towards development of coal mines					
27	Survey,Investigation,Consultancy & Supervision Cha					
28	Difference in exchange on foreign currency loans					

559

Note forming part of Balance Sheet
Note 3: Capital-Work-in-Progress
Business Area: UNCHAHAR SUPER THERMAL POWER STATION

(Amount in Rupees)

Sl No	Asset Class	As At 01.04.2021	Addition	Deduction/ Adjustment	Capitalized	As At 31.03.2022
	1	2	3	4	5	6
29	Expenditure towards diversion of forest land					
30	Pre-commissioning expenses (net)					
31	ExpPendAlloca-oth ex attribut Project					
32	Expenditure During Construction Period (net)*		112831510.43	(4768956.25)		107862554.18
33	LESS : Allocated to related works		107862554.18			107862554.18
34	LESS : Provision for Unservicable works	456660.00				456660.00
35	**Construction stores (At Cost)**					
36	Steel	29928558.35	51209933.80	(31868737.54)		49269752.61
37	Cement	6873368.89		(2062671.96)		4810716.93
38	Others	720090077.35	163510714.74	(427521339.39)		456079452.70
	Sub-total	**756892022.59**	**214720648.54**	**(461452748.89)**		**510159922.24**
	LESS : Provision for shortages			32238.77		32238.77
	Sub-total	**756892022.59**	**214720648.54**	**(461484987.66)**		**510127683.47**
	Total CWIP	**6625285203.52**	**5564499791.00**	**(807418496.10)**	**522050761.11**	**10860315737.31**
	PREVIOUS YEAR TOTAL	**2863625992.08**	**4194431701.81**	**(254760194.48)**	**258427218.36**	**6625285203.52**

Note:- Additions during the year includes capital expenditure towards CSR (in Rs.) : 0.00

Note forming part of Balance Sheet
Note-4 Non Current Assets- Intangible Assets
Business Area :1006

(Amount in Rupees)

Asset Class	Opening Gross Block As At 01.04.2021	Additions	Deductions/ Adjustments	Closing Gross Block As At 31.03.2022	Opening Depreciation As At 01.04.2021	Additions	Deductions/ Adjustments	Closing Depreciation As At 31.03.2022	Net Block As At 31.03.2022	Net Block As At 31.03.2021
INTANGIBLE ASSETS	0.00	0.00	0.00	0.00	0.00	0.00	0.00	0.00	0.00	0.00
1 Right to Use- Land	0.00	0.00	0.00	0.00	0.00	0.00	0.00	0.00	0.00	0.00
2 -Others	0.00	0.00	0.00	0.00	0.00	0.00	0.00	0.00	0.00	0.00
3 -Software	5731097.82	0.00	0.00	5731097.82	5648059.82	53037.78	0.00	5701097.60	30000.22	83038.00
Grand Total (Intangible)	5731097.82	0.00	0.00	5731097.82	5648059.82	53037.78	0.00	5701097.60	30000.22	83038.00
Grand Total Prev Year (Intangible)	5731097.82	0.00	0.00	5731097.82	5325939.52	322120.30	0.00	5648059.82	83038.00	405158.30

Note forming part of Balance Sheet
Note-4 Non Current Assets- Intangible Assets
Business Area :1006

(Amount in Rupees)

Details of Adjustments of Gross Block and Depreciation/Amortization				
Particulars	**Gross Block**		**Depreciation/Amortization**	
	InTangible As At: 31.03.2022	**InTangible As At: 31.03.2021**	**InTangible As At: 31.03.2022**	**InTangible As At: 31.03.2021**
Disposal of assets	0.00	0.00	0.00	0.00
Retirement of assets	0.00	0.00	0.00	0.00
Cost adjustments	0.00	0.00	0.00	0.00
Assets capitalised with retrospective effect / Write back of excess capitalisation	0.00	0.00	0.00	0.00
Depreciation on construction equipment capitalised as EDC	0.00	0.00	0.00	0.00
Prior Period Depreciation due to Assets capitalised with retrospective effect / Write back of excess capitalisation	0.00	0.00	0.00	0.00
Special Depreciation (As per New Policy)	0.00	0.00	0.00	0.00
Transfer in/out because of Inter Unit transfers	0.00	0.00	0.00	0.00
Others	0.00	0.00	0.00	0.00
TOTAL	**0.00**	**0.00**	**0.00**	**0.00**

Note - Additions during the year includes capital expenditure towards CSR (in Rs.) : 0.00

562

Note forming part of Balance Sheet

(Amount in Rupees)

Note 5: Intangible Assets under Development

Business Area: UNCHAHAR SUPER THERMAL POWER STATION

Sl No	Asset Class	As At 01.04.2021	Addition	Deduction/ Adjustment	Capitalized	As At 31.03.2022
	1	2	3	4	5	6
1	INTANGIBLE ASSETS UNDER DEVELOPMENT					
2	Software					
3	Right to use Others					
4	Exploration and Evaluation Expenditure - Coal Mini					
5	Exploratory wells-in-progress					
6	**Less: Provision for exploratory wells-in-progress**					
7	**Total**					
8	**PREVIOUS YEAR TOTAL-I**					

Note 5.1 Additions during the year includes capital expenditure towards CSR (in Rs.) : 0.00

NOTE NO. 6 TO THE FS-NCA-INVESTMENTS IN SUBSIDIARIES & JOINT VENTURES

(Amount in ₹)

	As at	No. of shares	Face value	31.03.2022	31.03.2021
001	**NON CURRENT INVESTMENTS-INVESTMENTS IN SUBSIDIARIES AND JOINT VENTURES**			**0.00**	**0.00**
012	**EQUITY INSTRUMENTS - UNQUOTED-(FULLY PAID UP UNLESS OTHERWISE STATED, AT COST)**			**0.00**	**0.00**
013	**SUBSIDIARY COMPANIES**			**0.00**	**0.00**
014	PATRATU VIDYUT UTPADAN NIGAM LTD.			0.00	0.00
015	NTPC ELECTRIC SUPPLY COMPANY LTD.			0.00	0.00
016	NTPC VIDYUT VYAPAR NIGAM LTD.			0.00	0.00
017	NABINAGAR POWER GENERATING COMPANY LTD.			0.00	0.00
018	KANTI BIJLEE UTPADAN NIGAM LTD.			0.00	0.00
019	BHARTIYA RAIL BIJLEE COMPANY LTD.			0.00	0.00
020	NTPC MINING LTD (NML)			0.00	0.00
021	THDC INDIA LTD.			0.00	0.00
022	NEEPCO LTD.			0.00	0.00
023	NTPC EDMC Waste Solutions Pvt Ltd			0.00	0.00
024	NTPC Renewables Energy Ltd			0.00	0.00
025	Ratnagiri Gas & Power Pvt. Limited (RGPPL)			0.00	0.00
026				0.00	0.00
027				0.00	0.00
028				0.00	0.00
029				0.00	0.00
030	**SUB TOTAL**			**0.00**	**0.00**
055	**JOINT VENTURE COMPANIES**			**0.00**	**0.00**
056	Utility Powertech Ltd.			0.00	0.00
057	NTPC GE Power Services Pvt.Ltd.			0.00	0.00
058	NTPC-BHEL Power Company Ltd.			0.00	0.00
059	NTPC-Tamil Nadu Energy Company Ltd.			0.00	0.00

Locked: 24.04.2022 - 20:28:27
Run on: 24.04.2022 - 20:31:45 Version: 0

Addl. General Manager (Commercial)
एन टी पी सी लिमिटेड/NTPC LIMITED

NOTE NO. 6 TO THE FS-NCA-INVESTMENTS IN SUBSIDIARIES & JOINT VENTURES

(Amount in ₹)

	As at	No. of shares	Face value	31.03.2022	31.03.2021
060	Ratnagiri Gas & Power Pvt. Limited (RGPPL)			0.00	0.00
061	ARAVALI POWER COMPANY PRIVATE LTD.			0.00	0.00
062				0.00	0.00
063	NTPC BHEL POWER PROJECTS PRIVATE LTD.			0.00	0.00
064	MEJA URJA NIGAM PRIVATE LIMITED			0.00	0.00
065	BF-NTPC ENERGY SYSTEMS LTD.			0.00	0.00
066				0.00	0.00
067	NABINAGAR POWER GENERATING COMPANY LTD.			0.00	0.00
068	TRANSFORMER AND ELECTRICAL KERALA LTD.			0.00	0.00
069	NATIONAL HIGH POWER TEST LABORTORY PRIVATE LTD.			0.00	0.00
070				0.00	0.00
071	CIL NTPC URJA PRIVATE LTD.			0.00	0.00
072	ANUSHAKTI VIDHYUT NIGAM LTD.			0.00	0.00
073	ENERGY EFFICIENCY SERVICES LTD.			0.00	0.00
074				0.00	0.00
075	TRINCOMALEE POWER COMPANY LTD.			0.00	0.00
076	BANGLADESH-INDIA FRIENDSHIP POWER COMPANY (PVT.) LTD.			0.00	0.00
077	HINDUSTAN URVARAK & RASAYAN LIMITED			0.00	0.00
078	KONKAN LNG LTD			0.00	0.00
081	**SUB TOTAL**			**0.00**	**0.00**
109	AGGREGATE AMOUNT OF IMPAIRMENT IN THE VALUE OF INVESTMENTS			0.00	0.00
110	TOTAL (NET OF IMPAIRMENT) OF JV			0.00	0.00
111	**Gross Total of Investments**			**0.00**	**0.00**
134	**Total**			**0.00**	**0.00**
135	Details of Investments			0.00	0.00
136	Aggregate amount of Unquoted Investments			0.00	0.00

Locked: 24.04.2022 - 20:28:27
Run on: 24.04.2022 - 20:31:45 Version: 0

Addl. General Manager (Commercial)
NTPC LIMITED

NOTE NO. 6 TO THE FS-NCA-INVESTMENTS IN SUBSIDIARIES & JOINT VENTURES

(Amount in ₹)

	As at	No. of shares	Face value	31.03.2022	31.03.2021
141				0.00	0.00
142				0.00	0.00
143				0.00	0.00
144				0.00	0.00
145				0.00	0.00
153	Valuation of investments as per Note 1			0.00	0.00
154				0.00	0.00
202				0.00	0.00
233				0.00	0.00

Locked: 24.04.2022 - 20:28:27
Run on: 24.04.2022 - 20:31:45 Version: 0

Addl. General Manager (Commercial)
NTPC LIMITED

NOTE NO. 7 TO THE FS-NCA-INVESTMENTS

(Amount in ₹)

	As at	No. of shares	Face value	31.03.2022	31.03.2021
001	Non-current financial assets (investments)			0.00	0.00
005	**Long Term - Trade**			**0.00**	**0.00**
007	**Equity Instruments (fully paid up-unless otherwise stated)**			**0.00**	**0.00**
008	**Quoted**			**0.00**	**0.00**
009	**JOINT VENTURE COMPANIES**			**0.00**	**0.00**
010	PTC India Ltd.			0.00	0.00
070	INTERNATIONAL COAL VENTURES PRIVATE LTD.			0.00	0.00
075	BF-NTPC ENERGY SYSTEMS LTD.			0.00	0.00
099				0.00	0.00
110	COOPERATIVE SOCIETIES			0.00	0.00
111	**SUB TOTAL**			**0.00**	**0.00**
112	AGGREGATE AMOUNT OF IMPAIRMENT IN THE VALUE OF INVESTMENTS			0.00	0.00
115	**TOTAL**			**0.00**	**0.00**
120				0.00	0.00
146	NTPC EMPLOYEES CONSUMERS AND THRIFT CO-OPERATIVE SOCIETY LTD. KORBA			0.00	0.00
147	NTPC EMPLOYEES CONSUMERS AND THRIFT COOPERATIVE SOCIETY LTD. RSTPP			0.00	0.00
148	NTPC EMPLOYEES CONSUMERS COOPERATIVE SOCIETY LTD. FARAKKA			0.00	0.00
149	NTPC EMPLOYEES CONSUMERS COOPERATIVE SOCIETY LTD. VINDHYACHAL			0.00	0.00
150	NTPC EMPLOYEES CONSUMERS COOPERATIVE SOCIETY LTD. ANTA			0.00	0.00
151	NTPC EMPLOYEES CONSUMERS COOPERATIVE SOCIETY LTD. KAWAS			0.00	0.00
152	NTPC Employees Consumers Cooperative Society Ltd. Kaniha			0.00	0.00

अपर महाप्रबंधक (वाणिज्यिक)
Addl. General Manager (Commercial)
एन टी पी सी लिमिटेड/NTPC LIMITED

UNCHAHAR SUPER THERMAL POWER STATION

NOTE NO. 8 TO THE FS-NCA-TRADE RECEIVABLES **(Amount in ₹)**

	As at	31.03.2022	31.03.2021
001	Non-current financial assets - Trade receivables	0.00	0.00
002	UNSECURED, CONSIDERED GOOD	0.00	0.00
003	CREDIT IMPAIRED	0.00	0.00
004		0.00	0.00
005		0.00	0.00
006	**Total**	**0.00**	**0.00**

Locked: 24.04.2022 - 20:28:29
Run on: 24.04.2022 - 20:32:21 Version: 0

UNCHAHAR SUPER THERMAL POWER STATION

NOTE NO. 9 TO THE FS-NCA-LOANS **(Amount in ₹)**

	As at	31.03.2022	31.03.2021
001	**LOANS (NON CURRENT)**	**0.00**	**0.00**
004	RELATED PARTIES	0.00	0.00
005	SECURED	0.00	0.00
006	UN-SECURED	0.00	0.00
007	WITH SIGNIFICANT INCREASE IN CREDIT RISK	0.00	0.00
008	CREDIT IMPAIRED	0.00	0.00
009		0.00	0.00
010	EMPLOYEES(INCLUDING ACCRUED INTEREST)	0.00	0.00
011	SECURED	66,580,069.21	70,405,038.53
012	UNSECURED	55,601,514.11	60,924,137.22
013	WITH SIGNIFICANT INCREASE IN CREDIT RISK	0.00	0.00
014	CREDIT IMPAIRED	0.00	0.00
015	LESS : EMPLOYEE LOANS DISCOUNTING	0.00	0.00
016	SECURED	18,516,209.80	18,370,503.36
017	UNSECURED	7,571,336.69	11,985,435.74
018	LOAN TO STATE GOVERNMENT IN SETTLEMENT OF DUES FROM CUSTOMERS (UNSECURED)	0.00	0.00
019	OTHERS	0.00	0.00
020	SECURED	0.00	0.00
021	UNSECURED	0.00	0.00
022	WITH SIGNIFICANT INCREASE IN CREDIT RISK	0.00	0.00
023	CREDIT IMPAIRED	0.00	0.00
024	LESS: ALLOWANCE FOR CREDIT IMPAIRED LOANS	0.00	0.00
025	**SUB TOTAL**	**96,094,036.83**	**100,973,236.65**
026		0.00	0.00
027	**TOTAL**	**96,094,036.83**	**100,973,236.65**
028		0.00	0.00
029		0.00	0.00
030	**Due from Directors and Officers of the Company**	**0.00**	**0.00**
031	Directors	0.00	0.00
032	Officers	0.00	0.00
033		**0.00**	**0.00**
034	**Loans to related parties include:**	**0.00**	**0.00**
035	i)Key management personel	0.00	0.00
036	ii)Subsidiary companies	0.00	0.00
037	iii)Joint Venture companies	0.00	0.00
038	iv)Others	0.00	0.00
039		**0.00**	**0.00**
054	Other loans represent loans given to	0.00	0.00
055	a) APIIC	0.00	0.00
060		0.00	0.00
061	RPD	0.00	0.00
062	i)Key management personel	0.00	0.00

Locked: 24.04.2022 - 20:28:29
Run on: 24.04.2022 - 20:32:27 Version: 0

Addl. General Manager (Commercial)
NTPC LIMITED

NOTE NO. 9 TO THE FS-NCA-LOANS

(Amount in ₹)

	As at	31.03.2022	31.03.2021
063	ii)Subsidiary companies	0.00	0.00
064	iii)Joint Venture companies	0.00	0.00
065	iv)Others	0.00	0.00
066	**Total**	**0.00**	**0.00**

Additional General Manager (Commercial)
एन टी पी सी लिमिटेड/NTPC LIMITED

UNCHAHAR SUPER THERMAL POWER STATION

NOTE NO. 10 TO THE FS-NCA-OTHER FINANCIAL ASSETS **(Amount in ₹)**

	As at	31.03.2022	31.03.2021
001	**Other Financial Assets (non current)**	**0.00**	**0.00**
002		0.00	0.00
003	**Share application money pending allotment in (Subsidiary Companies) :**	**0.00**	**0.00**
004	NTPC Electric Supply Company Ltd.	0.00	0.00
005	NTPC Vidyut Vyapar Nigam Ltd.	0.00	0.00
006	Nabinagar Power Generating Company Ltd.	0.00	0.00
007	Kanti Bijlee Utpadan Nigam Ltd.	0.00	0.00
008	Bhartiya Rail Bijlee Company Ltd.	0.00	0.00
009	Patratu Vidyut Utpadan Nigam Ltd.	0.00	0.00
010	NTPC Mining Limited	0.00	0.00
011	THDC Ltd.	0.00	0.00
012	NEEPCO Ltd	0.00	0.00
013		0.00	0.00
014	**Total**	**0.00**	**0.00**
015	**Share application money pending allotment (Joint Venture)**	**0.00**	**0.00**
016	Utility Powertech Ltd.	0.00	0.00
017	NTPC GE Power Services Pvt.Ltd.	0.00	0.00
018	NTPC-SAIL Power Company Ltd.	0.00	0.00
019	NTPC-Tamil Nadu Energy Company Ltd.	0.00	0.00
020	Ratnagiri Gas & Power Private Ltd	0.00	0.00
021	Aravali Power Company Private Ltd.	0.00	0.00
022		0.00	0.00
023	NTPC BHEL Power Projects Private Ltd.	0.00	0.00
024	Meja Urja Nigam Private Limited	0.00	0.00
025	BF-NTPC Energy Systems Ltd.	0.00	0.00
026	Anushakti Vidhyut Nigam Ltd.	0.00	0.00
027	Nabinagar Power Generating Company Ltd.	0.00	0.00
028	Energy Efficiency Services Ltd.	0.00	0.00
029	National High Power Test Labortory Private Ltd.	0.00	0.00
030		0.00	0.00
031	CIL NTPC Urja Private Ltd.	0.00	0.00
032	Trincomalee Power Company Ltd	0.00	0.00
033	Hindustan Urvarak & Rasayan Limited	0.00	0.00
034	Bangladesh-India Friendship Power Company Private Ltd.	0.00	0.00
035	**Sub Total**	**0.00**	**0.00**
036		0.00	0.00
037	Claims Recoverable	0.00	0.00
038	Finance Lease Recoverable	0.00	0.00
039	Mine Closure Deposit	0.00	0.00
041	**Total**	**0.00**	**0.00**

Locked: 24.04.2022 - 20:28:30
Run on: 24.04.2022 - 20:30:06 Version: 0

Addl. General Manager (Commercial)
NTPC LIMITED

(Amount in ₹)

As at	31.03.2022	31.03.2021

UNCHAHAR SUPER THERMAL POWER STATION

NOTE NO. 11 TO THE FS-NCA-OTHER NON-CURRENT ASSETS **(Amount in ₹)**

	As at	31.03.2022	31.03.2021
001	**Other Non-current Assets**	**0.00**	**0.00**
002		**0.00**	**0.00**
003	**CAPITAL ADVANCES**	**0.00**	**0.00**
004	SECURED	0.00	0.00
005	Unsecured	0.00	0.00
006	COVERED BY BANK GUARANTEE	197,556,963.54	390,008,369.06
007	OTHERS	2,961,931,799.53	2,239,406,919.59
008	CONSIDERED DOUBTFUL	0.00	0.00
009	LESS: ALLOWANCE FOR BAD & DOUBTFUL ADVANCES	0.00	0.00
010	**Sub-Total**	**3,159,488,763.07**	**2,629,415,288.65**
011		0.00	0.00
012	Advances other than capital advances	0.00	0.00
013	SECURITY DEPOSITS	0.00	0.00
019	Advances to Related parties	0.00	0.00
022	**Advances to Contractors & Suppliers**	**0.00**	**0.00**
023	SECURED	0.00	0.00
024	UNSECURED	0.00	0.00
025	CONSIDERED DOUBTFUL	0.00	0.00
026	LESS: ALLOWANCE FOR BAD & DOUBTFUL ADVANCES	0.00	0.00
027	**Sub Total**	**0.00**	**0.00**
028	RECEIVABLE FROM MCP ESCROW A/C	0.00	0.00
039	ADVANCE TAX & TAX DEDUCTED AT SOURCE	3,047,592.57	1,109,030.53
040	LESS:- PROVISION FOR CURRENT TAX	0.00	0.00
041		0.00	0.00
042	**Sub Total**	**3,047,592.57**	**1,109,030.53**
043	DEFERRED PAYROLL EXPENSES (SECURED)	14,722,724.52	15,556,075.95
044	DEFERRED PAYROLL EXPENSES (UNSECURED)	5,429,368.38	9,196,336.61
045	**Sub Total**	**20,152,092.90**	**24,752,412.56**
046	DEFERRED FOREIGN CURRENCY FLUCTUATION ASSET	487,003,000.00	395,614,000.00
048	**Total**	**3,669,691,448.54**	**3,050,890,731.74**
049		0.00	0.00
050		0.00	0.00
061	Advances include amount due from the following Private Companies in which Directors of the Company are also Directors in such Companies	0.00	0.00
063		0.00	0.00
064	NTPC GE Power Services Pvt.Ltd.	0.00	0.00
065		0.00	0.00
066	Ratnagiri Gas & Power Private Ltd.	0.00	0.00
067	Aravali Power Company Private Ltd.	0.00	0.00
068	NTPC-SCCL Global Ventures Private Ltd.	0.00	0.00
069	NTPC BHEL Power Projects Private Ltd.	0.00	0.00
070	Meja Urja Nigam Private Limited	0.00	0.00

Locked: 24.04.2022 - 20:28:31
Run on: 24.04.2022 - 20:30:13 Version: 0

Addl. General Manager (Commercial)
NTPC LIMITED

UNCHAHAR SUPER THERMAL POWER STATION

NOTE NO. 11 TO THE FS-NCA-OTHER NON-CURRENT ASSETS **(Amount in ₹)**

	As at	31.03.2022	31.03.2021
071	Nabinagar Power Generating Company Ltd.	0.00	0.00
072	National High Power Test Labortory Private Ltd.	0.00	0.00
074	CIL NTPC Urja Private Ltd.	0.00	0.00
076		0.00	0.00
077	**Related Party (Adv)**	**0.00**	**0.00**
078	Key Management personel	0.00	0.00
079	Subsidiary companies	0.00	0.00
080	Joint Venture companies	0.00	0.00
081	Contractors	0.00	0.00
082	Others	0.00	0.00
084		0.00	0.00
085	**Total**	**0.00**	**0.00**

Locked: 24.04.2022 - 20:28:31
Run on: 24.04.2022 - 20:30:13 Version: 0

UNCHAHAR SUPER THERMAL POWER STATION

NOTE NO. 12 TO THE FS-CA-INVENTORIES **(Amount in ₹)**

	As at	31.03.2022	31.03.2021
001	**INVENTORIES**	**0.00**	**0.00**
002		**0.00**	**0.00**
003	Coal	574,450,129.37	1,564,444,966.27
004	Fuel oil	98,774,456.23	149,671,401.13
005	Naphtha	0.00	0.00
006	Stores and spares	1,652,881,184.10	1,430,616,048.91
007	Chemicals & consumables	39,935,033.03	42,734,887.60
008	Loose tools	3,779,995.78	3,509,994.83
009	Steel Scrap	13,570,940.13	3,686,021.85
010	Others	516,626,593.22	351,980,243.84
011	**Sub Total**	**2,902,018,331.86**	**3,546,643,564.43**
012	Less: Provision for shortages	732,168.85	381,620.38
013	Less: Provision for obsolete/ unservicable/dimunition in value of surplus inventory	37,907,302.60	23,451,266.73
014		0.00	0.00
015	**Total**	**2,863,378,840.41**	**3,522,810,677.32**
016	**Inventories include material in transit**	**0.00**	**0.00**
017	Coal	166,299,805.70	119,768,797.70
018	Fuel oil	0.00	0.00
019	Naphtha	0.00	0.00
020	Stores and spares	5,781,557.27	7,295,821.39
021	Chemicals & consumables	2,544,698.16	2,195,944.68
022	Loose tools	0.00	260,166.00
023	Others	519,972.90	476,871.54
024		**0.00**	**0.00**
025	Inventory items other than steel scrap have been valued considering Note 1.	0.00	0.00

Locked: 24.04.2022 - 20:28:32
Run on: 24.04.2022 - 20:30:15 Version: 0

अपर महाप्रबंधक (वाणिज्यिक)
Addl. General Manager (Commercial)
एन टी पी सी लिमिटेड/NTPC LIMITED

NOTE NO. 13 TO THE FS-CA-INVESTMENTS

(Amount in ₹)

	As at	No. of shares	Face value	31.03.2022	31.03.2021
001	**CURRENT INVESTMENTS**			**0.00**	**0.00**
002	**(Valuation as per Note 1)**			**0.00**	**0.00**
003				0.00	0.00
033	Investment in Mutual Funds (Details as under)			0.00	0.00
034	SBI-Magnum Insta Cash Fund-DDR			0.00	0.00
035	SBI Premier Liquid Fund Super-IP-DDR			0.00	0.00
036	SBI-SHF Ultra Short Term Fund-IP-DDR			0.00	0.00
037	UTI Money Market IP-Direct-Growth			0.00	0.00
038	IDBI-Liquid plan- Direct-Growth			0.00	0.00
039	Canara Robeco Liquid Fund Super-IP-DDR			0.00	0.00
040	Canara Robeco Treasury Advantage Fund Super-IP-DDR			0.00	0.00
041	IDBI Liquid Fund-DDR			0.00	0.00
042	SBI Premier Liquid fund-Direct DDR (Ash Fund)			0.00	0.00
043	UTI Liquid CashPlan - IP - DDR (Ash Funds)			0.00	0.00
044	IDBI Liquid Fund - DDR - (Ash Funds)			0.00	0.00
045	Baroda Liquid Fund - Direct - Growth			0.00	0.00
046	**Sub Total**			**0.00**	**0.00**
047				**0.00**	**0.00**
052	**Unquoted Investments**			**0.00**	**0.00**
054				0.00	0.00
066	**TOTAL**			**0.00**	**0.00**
067				0.00	0.00

Locked: 24.04.2022 - 20:28:32
Run on: 24.04.2022 - 20:30:17 Version: 0

Addl. General Manager (Commercial)
NTPC LIMITED

UNCHAHAR SUPER THERMAL POWER STATION

NOTE NO. 14 TO THE FS-CA-TRADE RECEIVABLES **(Amount in ₹)**

	As at	31.03.2022	31.03.2021
001	**TRADE RECEIVABLES (current)***	**0.00**	**0.00**
002		0.00	0.00
003	Secured,Considered Good	0.00	0.00
004	Unsecured , considered good	0.00	0.00
005	Credit impaired	0.00	0.00
006	Unbilled Revenue	0.00	0.00
007	**Sub-Total**	**0.00**	**0.00**
008	**Total**	**0.00**	**0.00**
009	Less: Allowance for credit impaired receivables	0.00	0.00
010	**Total**	**0.00**	**0.00**
012	Less: Discom Clearing	0.00	0.00
013	**Grand Total**	**0.00**	**0.00**
014	* After adjustment for Unbilled Revenue	0.00	0.00
015	Long-term trade receivables	0.00	0.00
016	TCS Clearing	0.00	0.00
017	Discom Clearing	0.00	0.00
228	**Trade Receivable**	**0.00**	**0.00**
230	Not due	0.00	0.00
231	Due	0.00	0.00
232	(i) Undisputed Trade receivables # considered good	0.00	0.00
233	(ii) Undisputed Trade Receivables # which have significant increase in credit risk	0.00	0.00
234	(iii) Undisputed Trade Receivables # credit impaired	0.00	0.00
235	(iv) Disputed Trade Receivables#considered good	0.00	0.00
236	(v) Disputed Trade Receivables # which have significant increase in credit risk	0.00	0.00
237	(vi) Disputed Trade Receivables # credit impaired	0.00	0.00
238	Unbilled	0.00	0.00
239	**Total**	**0.00**	**0.00**
240		0.00	0.00
241	**(i) Undisputed Trade receivables # considered good**	**0.00**	**0.00**
242	Less than 6 months	0.00	0.00
243	6 months -1 year	0.00	0.00
244	1-2 years	0.00	0.00
245	2-3 years	0.00	0.00
246	More than 3 years	0.00	0.00
247	**Sub Total (I)**	**0.00**	**0.00**
248	**(ii) Undisputed Trade Receivables # which have significant increase in credit risk**	**0.00**	**0.00**
249	Less than 6 months	0.00	0.00
250	6 months -1 year	0.00	0.00
251	1-2 years	0.00	0.00
252	2-3 years	0.00	0.00
253	More than 3 years	0.00	0.00

Locked: 24.04.2022 - 20:28:33
Run on: 24.04.2022 - 20:30:19 Version: 0

Addl. General Manager (Commercial)
NTPC LIMITED

UNCHAHAR SUPER THERMAL POWER STATION

NOTE NO. 14 TO THE FS-CA-TRADE RECEIVABLES **(Amount in ₹)**

	As at	31.03.2022	31.03.2021
254	**Sub Total (II)**	**0.00**	**0.00**
255	**(iv) Disputed Trade Receivables#considered good**	**0.00**	**0.00**
256	Less than 6 months	0.00	0.00
257	6 months -1 year	0.00	0.00
258	1-2 years	0.00	0.00
259	2-3 years	0.00	0.00
260	More than 3 years	0.00	0.00
261	**Sub Total (IV)**	**0.00**	**0.00**
262	**(v) Disputed Trade Receivables # which have significant increase in credit risk**	**0.00**	**0.00**
263	Less than 6 months	0.00	0.00
264	6 months -1 year	0.00	0.00
265	1-2 years	0.00	0.00
266	2-3 years	0.00	0.00
267	More than 3 years	0.00	0.00
268	**Sub Total (V)**	**0.00**	**0.00**
269	**(vi) Disputed Trade Receivables # credit impaired**	**0.00**	**0.00**
270	Less than 6 months	0.00	0.00
271	6 months -1 year	0.00	0.00
272	1-2 years	0.00	0.00
273	2-3 years	0.00	0.00
274	More than 3 years	0.00	0.00
275	**Sub Total (VI)**	**0.00**	**0.00**
276	Total	0.00	0.00

Locked: 24.04.2022 - 20:28:33
Run on: 24.04.2022 - 20:30:19 Version: 0

Addl. General Manager (Commercial)
NTPC LIMITED

UNCHAHAR SUPER THERMAL POWER STATION

NOTE NO. 15 TO THE FS-CA-CASH AND CASH EQUIVALENTS **(Amount in ₹)**

	As at	31.03.2022	31.03.2021
001	**CASH & BANK BALANCES**	**0.00**	**0.00**
002	**Cash & Cash Equivalents**	**0.00**	**0.00**
003	Balances with Banks	0.00	756,288.80
004	Cheques & Drafts on hand	0.00	0.00
005	Cash on hand	0.00	0.00
006	Others (stamps in hand)	48,181.00	48,181.00
007	Bank deposits with original maturity upto three months	0.00	0.00
008	Balances with RBI	0.00	0.00
009		0.00	0.00
010	**Total**	**48,181.00**	**804,469.80**

Locked: 24.04.2022 - 20:28:34
Run on: 24.04.2022 - 20:30:22 Version: 0

Addl. General Manager (Commercial)
एन टी पी सी लिमिटेड/NTPC LIMITED

UNCHAHAR SUPER THERMAL POWER STATION

NOTE NO. 16 TO THE FS-CA-BANK BALANCES OTHER THAN CASH AND CASH EQUIVALENTS **(Amount in ₹)**

	As at	31.03.2022	31.03.2021
001	**Other Bank Balances**	**0.00**	**0.00**
002	Deposits with original maturity of more than three months but not more than twelve months	0.00	0.00
003	Earmarked balances with banks*	0.00	0.00
004	**SubTotal**	**0.00**	**0.00**
005	Interest accrued on deposits	0.00	0.00
006		0.00	0.00
007	**Total**	**0.00**	**0.00**
008		0.00	0.00
009	**Earmarked balances with banks consist of :**	**0.00**	**0.00**
010	Unpaid dividend account balance	0.00	0.00
011	Towards public deposit repayment reserve	0.00	0.00
012	Towards redemption of bonds due for repayment within one year	0.00	0.00
013	Security with Government/other authorities	0.00	0.00
014	Unpaid refund/interest account balance - Tax free bonds/ Bonus Debentures	0.00	0.00
015	Earmarked for RGGVY/DDUGJY/SAUBHAGYA Fund	0.00	0.00
016	Earmarked for Flyash Utilisation Reserve Fund	0.00	0.00
017	Deposits with original maturity upto three months as per court orders	0.00	0.00
018	Payment Security Scheme of MNRE NSM (NTPC)	0.00	0.00
019	Payment Security Scheme of MNRE NSM (NVVN)	0.00	0.00
020	Enforcement Directorate of Solar Plant(NVVN)	0.00	0.00
021	Bank guarantee Fund of MNRE (NVVN)	0.00	0.00
022	Others	0.00	0.00
023	Margin Money	0.00	0.00
024		0.00	0.00
025		0.00	0.00
026	**Sub-total**	**0.00**	**0.00**
030	**Total**	**0.00**	**0.00**
031		0.00	0.00
032	Bank deposits with original maturity of less than three months- other than earmarked	0.00	0.00
033	Bank deposits with original maturity of more than three months but not more than twelve months- other than earmarked	0.00	0.00
034	Earmarked bank balances (current account)	0.00	0.00

Locked: 24.04.2022 - 20:28:35
Run on: 24.04.2022 - 20:30:24 Version: 0

Addl. General Manager (Commercial)
NTPC LIMITED

UNCHAHAR SUPER THERMAL POWER STATION

NOTE NO. 17 TO THE FS-CA-LOANS **(Amount in ₹)**

	As at	31.03.2022	31.03.2021
001	**Current financial assets - Loans**	**0.00**	**0.00**
002	**Loans (current)-including interest accrued**	**0.00**	**0.00**
004	**Related Parties**	**0.00**	**0.00**
005	Secured	0.00	0.00
006	Un-Secured	0.00	0.00
007	With significant increase in Credit Risk	0.00	0.00
008	Credit impaired	0.00	0.00
009		**0.00**	**0.00**
010	**Employees**	**0.00**	**0.00**
011	Secured	15,799,750.46	16,270,059.73
012	Unsecured	53,418,939.61	54,387,228.04
013	With significant increase in Credit Risk	0.00	0.00
014	Credit impaired	0.00	0.00
015	Less : Employee Loans Discounting	0.00	0.00
016	**Loan to State Government in settlement of dues from customers (Unsecured)**	**0.00**	**0.00**
017		0.00	0.00
018	**Others**	**0.00**	**0.00**
019	Secured	0.00	0.00
020	Unsecured	0.00	0.00
021	With significant increase in Credit Risk	0.00	0.00
022	Credit impaired	0.00	0.00
023		**0.00**	**0.00**
024	Less: Allowance for credit impaired loans	0.00	0.00
025	**Total (Loans)**	**69,218,690.07**	**70,657,287.77**
026		**0.00**	**0.00**
027	**Due from Directors and Officers of the Company**	**0.00**	**0.00**
028	Directors	0.00	0.00
029	Officers	0.00	0.00
030		**0.00**	**0.00**
031	**Loans to related parties include:**	**0.00**	**0.00**
032	i)Key management personel	0.00	0.00
033	ii)Subsidiary companies	0.00	0.00
034	KBUNL	0.00	0.00
035	RGPPL	0.00	0.00
036	NVVN	0.00	0.00
037	iii)Joint Venture companies	0.00	0.00
038	iv)others	0.00	0.00
039		0.00	0.00
059	RPD	0.00	0.00
060	i)Key management personel	0.00	0.00
061	ii)Subsidiary companies	0.00	0.00
062	iii)Joint Venture companies	0.00	0.00
063	iv)Others	0.00	0.00
064		0.00	0.00
065	**Total**	**0.00**	**0.00**

Locked: 24.04.2022 - 20:28:36
Run on: 24.04.2022 - 20:30:26 Version: 0

अपर महाप्रबंधक (वाणिज्यिक)
Addl. General Manager (Commercial)
एन टी पी सी लिमिटेड/NTPC LIMITED

UNCHAHAR SUPER THERMAL POWER STATION

NOTE NO. 18 TO THE FS-CA-OTHER FINANCIAL ASSETS **(Amount in ₹)**

	As at	31.03.2022	31.03.2021
001	**Other Financial Assets (current)**	**0.00**	**0.00**
002		0.00	0.00
003	**ADVANCES**	**0.00**	**0.00**
004		**0.00**	**0.00**
005	**Related Parties**	**0.00**	**0.00**
006	Secured	0.00	0.00
007	Un-Secured	-25,731,431.51	8,152,208.36
008	Considered doubtful	0.00	0.00
009		**0.00**	**0.00**
010	**Employees**	**0.00**	**0.00**
012	Unsecured	4,354,901.45	3,041,523.64
013	Considered Doubtful	0.00	0.00
014		**0.00**	**0.00**
020	**Others**	**0.00**	**0.00**
021	Secured	0.00	0.00
022	Unsecured	-1,071,258.00	-1,071,258.00
023	Considered Doubtful	0.00	0.00
024		**0.00**	**0.00**
025	Less: Allowance for bad & doubtful advances	0.00	0.00
026		**0.00**	**0.00**
033	**Total (Advances)**	**-22,447,788.06**	**10,122,474.00**
044		**0.00**	**0.00**
045	**Claims Recoverable**	**0.00**	**0.00**
046	Secured	0.00	0.00
047	Unsecured, considered good	2,055,893.34	2,252,996.20
048	Considered Doubtful	0.00	0.00
049	Less:- Allowance for doubtful claims	0.00	0.00
050	Others-Claims Recoverable	0.00	0.00
051		**0.00**	**0.00**
052	Contract Asset- Revenue	79,870,222.18	8,467,252.24
053	Hedging cost recoverable from beneficiaries	0.00	0.00
054	Derivative MTM Asset	0.00	0.00
055	Finance Lease Receivable	0.00	0.00
056	Mine Closure Deposit	0.00	0.00
058	**Other Accrued Income**	**0.00**	**0.00**
059	Secured,Considered Good	0.00	0.00
060	Unsecured , considered good	28,345,178.96	26,088,442.60
061	Credit impaired	0.00	0.00
062	**Sub-Total**	**28,345,178.96**	**26,088,442.60**
063	Less: Allowance for credit impaired receivables	0.00	0.00
064	**Total**	**28,345,178.96**	**26,088,442.60**
065		0.00	0.00
066	Others*	0.00	0.00
067	**Total**	**87,823,506.42**	**46,931,165.04**
068	* Other include amount recoverable from contractors and other parties towards hire charges, rent/electricity etc.	0.00	0.00

Locked: 24.04.2022 - 20:28:37
Run on: 24.04.2022 - 20:30:28 Version: 0

Addl. General Manager (Commercial)
NTPC LIMITED

UNCHAHAR SUPER THERMAL POWER STATION

NOTE NO. 18 TO THE FS-CA-OTHER FINANCIAL ASSETS **(Amount in ₹)**

	As at	31.03.2022	31.03.2021
069	**Advances to related parties include:**	**0.00**	**0.00**
070	i)Key management personel	0.00	0.00
071	ii)Subsidiary companies	0.00	0.00
072	iii)Joint Venture companies	0.00	0.00
073	iv)Contractors	0.00	0.00
074	v)Others	0.00	0.00
075		**0.00**	**0.00**
076	Advances include amount due from the following Private Companies in which Directors of the Company are also Directors in such Companies	0.00	0.00
077		**0.00**	**0.00**
078	NTPC GE Power Services Pvt.Ltd.	0.00	0.00
079	Ratnagiri Gas & Power Private Ltd.	0.00	0.00
080	Aravali Power Company Private Ltd.	0.00	0.00
081	NTPC-SCCL Global Ventures Private Ltd.	0.00	0.00
082	NTPC BHEL Power Projects Private Ltd.	0.00	0.00
083	Meja Urja Nigam Private Limited	0.00	0.00
084	Nabinagar Power Generating Company Ltd.	0.00	0.00
085	National High Power Test Labortory Private Ltd.	0.00	0.00
086	International Coal Ventures Private Ltd.	0.00	0.00
087	CIL NTPC Urja Private Ltd.	0.00	0.00
089	Bangladesh-India Friendship Power Co. Pvt.Ltd	0.00	0.00
090	TCS Clearing	0.00	0.00
091	Related Party (Adv)- Employee	0.00	0.00
092	Related Party (Adv)- Subsidiaries	0.00	0.00
093	Related Party (Adv)- Joint Ventures	0.00	0.00
094	Related Party (Adv)- Contractors	0.00	0.00
095	Related Party (Adv)- Others	-25,731,431.51	8,152,208.36
096		0.00	0.00
097		0.00	0.00
098		0.00	0.00
099		0.00	0.00
100	**Total**	**-25,731,431.51**	**8,152,208.36**

Locked: 24.04.2022 - 20:28:37
Run on: 24.04.2022 - 20:30:28 Version: 0

UNCHAHAR SUPER THERMAL POWER STATION

NOTE NO. 19 TO THE FS-CA-OTHER CURRENT ASSETS **(Amount in ₹)**

	As at	31.03.2022	31.03.2021
001	**OTHER CURRENT ASSETS**	**0.00**	**0.00**
002	Security Deposits (Unsecured)	0.00	0.00
003	Deposit with Customs, port trust & others*	2,524,950.00	16,772,464.00
004	**ADVANCES**	**0.00**	**0.00**
005		**0.00**	**0.00**
006	**Related Parties**	**0.00**	**0.00**
007	Secured	0.00	0.00
008	Un-Secured	0.00	39,060,447.00
009	Considered doubtful	0.00	0.00
010		**0.00**	**0.00**
011	**Employees(including imprest)**	**0.00**	**0.00**
012	Secured	0.00	0.00
013	Unsecured	265,158.00	-139,210.92
014	Considered Doubtful	0.00	0.00
015		**0.00**	**0.00**
016	**Contractors & Suppliers**	**0.00**	**0.00**
017	Secured	0.00	0.00
018	Unsecured	135,881,552.65	881,017,408.28
019	Considered Doubtful	0.00	0.00
020		0.00	0.00
021	**Others****	**0.00**	**0.00**
022	Secured	0.00	0.00
023	Unsecured	6,876,187.16	279,340.11
024	Considered Doubtful	0.00	0.00
025	Less: Allowance for bad & doubtful advances	0.00	0.00
026	Receivable from MCP Escrow A/c	0.00	0.00
027	Deferred Payroll Expenses (Secured)	2,135,155.52	2,401,297.51
028	Deferred Payroll Expenses (Unsecured)	3,246,940.00	3,723,008.98
029	**Sub-total**	**5,382,095.52**	**6,124,306.49**
030	**Interest accrued on :**	**0.00**	**0.00**
031	Advances to contractors	0.00	0.00
032		**0.00**	**0.00**
033	**Claims Recoverable**	**0.00**	**0.00**
034	Secured	0.00	0.00
035	Unsecured, considered good	4,225,231,292.29	3,938,188,114.61
036	Considered Doubtful	0.00	0.00
037	Less:- Allowance for doubtful claims	0.00	0.00
038		**0.00**	**0.00**
039	Deferred premium on forward exchange contract/ Option Assets	0.00	0.00
041	Assets Held for Disposal	2,650,654.62	2,894,715.05
042	Others	2,448,254.19	1,744,569.19
043		0.00	0.00
044	**Total (Other Current Assets)**	**4,381,260,144.43**	**4,885,942,153.81**
045	**Include Prepaid Expenses	6,390,423.16	0.00
046	*Includes sales tax/Entry tax/VAT deposited under protest with Sales Tax Authorities	1,381,231.00	1,381,231.00

Locked: 24.04.2022 - 20:28:38
Run on: 24.04.2022 - 20:30:30 Version: 0

Addl. General Manager (Commercial)
NTPC LIMITED

UNCHAHAR SUPER THERMAL POWER STATION

NOTE NO. 19 TO THE FS-CA-OTHER CURRENT ASSETS **(Amount in ₹)**

	As at	31.03.2022	31.03.2021
047	*Includes deposited with courts	0.00	0.00
048	*Includes deposited with LIC for annuity payments	0.00	0.00
049	* includes deposits with WRD / against BG in r/o finance lease	0.00	0.00
050	Other include amount recoverable from contractors and other parties towards hire charges, rent/electricity etc.	0.00	0.00
052	**Advances to related parties include:**	**0.00**	**0.00**
053	i)Key management personel	0.00	0.00
054	ii)Subsidiary companies	0.00	0.00
055	iii)Joint Venture companies	0.00	0.00
056	Contractors	0.00	0.00
057	Others	0.00	0.00
058		0.00	0.00
059	Advances include amount due from the following Private Companies in which Directors of the Company are also Directors in such Companies	0.00	0.00
060		**0.00**	**0.00**
061		0.00	0.00
062	Related Party (Adv)- Employee	0.00	0.00
063	Related Party (Adv)- Subsidiaries	0.00	0.00
064	Related Party (Adv)- Joint Venture	0.00	39,060,447.00
065		0.00	0.00
066		0.00	0.00
067	**Total**	**0.00**	**39,060,447.00**
068		0.00	0.00

Locked: 24.04.2022 - 20:28:38
Run on: 24.04.2022 - 20:30:30 Version: 0

Addl. General Manager (Commercial)
एन टी पी सी लिमिटेड/NTPC LIMITED

UNCHAHAR SUPER THERMAL POWER STATION

NOTE NO. 20 TO THE FS--REGULATORY DEFERRAL ACCOUNT DEBIT BALANCES **(Amount in ₹)**

	As at	31.03.2022	31.03.2021
001	On account of Exchange Differences	84,544,262.81	290,885,702.14
002	On account of employee benefit exp	213,267,397.68	392,897,237.00
003	Regulatory deferred account - deferred	0.00	0.00
004	Deferred asset for ash transportation	3,614,486,024.90	3,133,910,662.85
005	Deferred asset for Arbitration Award	0.00	0.00
007	**Total**	**3,912,297,685.39**	**3,817,693,601.99**

Locked: 24.04.2022 - 20:28:35
Run on: 24.04.2022 - 20:30:36 Version: 0

UNCHAHAR SUPER THERMAL POWER STATION

NOTE NO. 21 TO THE FS-EQUITY-EQUITY SHARE CAPITAL **(Amount in ₹)**

	As at	31.03.2022	31.03.2021
001	**SHARE CAPITAL**	**0.00**	**0.00**
002	**Equity Share Capital**	**0.00**	**0.00**
003	**Authorised**	**0.00**	**0.00**
004	10,000,000,000 equity shares of Rs.10/- each (Previous year 10,000,000,000 eq shares of Rs.10/- each)	0.00	0.00
005	**Issued,Subscribed and fully Paid-up**	**0.00**	**0.00**
006	9,69,66,66,134 equity shares of Rs.10/- (Pv. Year 9,894,557,280 equity shares of Rs.10/- each)	0.00	0.00
007		**0.00**	**0.00**
008	**Total**	**0.00**	**0.00**
009	During FY 2018-19, the company has issued 1,649,092,880 equity shares of Rs.10/- each as fully paid bonus shares	0.00	0.00
010	The holders of the equity shares are entitled to receive dividends as declared from time to time, and are entitled to one vote per share at meetings of the company.	0.00	0.00
011	Details of shareholders holding more than 5% shares in the company	0.00	0.00
012	- President of India	0.00	0.00
013	No. of Shares	0.00	0.00
014	% of holding	0.00	0.00
015	- Life Insurance Corporation of India/ICICI Prudential Mutual Fund	0.00	0.00
016	No. of Shares	0.00	0.00
017	% of holding	0.00	0.00

Locked: 24.04.2022 - 20:28:22
Run on: 24.04.2022 - 20:30:38 Version: 0

UNCHAHAR SUPER THERMAL POWER STATION

NOTE NO. 22 TO THE FS-EQUITY-OTHER EQUITY **(Amount in ₹)**

	As at	31.03.2022	31.03.2021
001	RESERVE AND SURPLUS	0.00	0.00
002		**0.00**	**0.00**
003	**Capital Reserve**	**0.00**	**0.00**
004	As per last financial statements	0.00	0.00
006	Add : Grants received during the year	0.00	0.00
007	Add: Transfer from Surplus	0.00	0.00
008	Less: Write back during the year/period	0.00	0.00
009	Less: Adjustments during the year/period	0.00	0.00
010	**SUB-TOTAL**	**0.00**	**0.00**
011		0.00	0.00
017		0.00	0.00
018	**SECURITIES PREMIUM ACCOUNT**	**0.00**	**0.00**
019	AS PER LAST FINANCIAL STATEMENTS	0.00	0.00
020	ADD: ADDITIONS DURING THE YEAR/PERIOD	0.00	0.00
021	LESS: ADJUSTMENTS DURING THE YEAR/PERIOD	0.00	0.00
022	**SUB-TOTAL**	**0.00**	**0.00**
023	**BONDS REDEMPTION RESERVE**	**0.00**	**0.00**
024	AS PER LAST FINANCIAL STATEMENTS	0.00	0.00
025	ADD: TRANSFER FROM SURPLUS	0.00	0.00
026	LESS: TRANSFER TO SURPLUS ON REDEMPTION	0.00	0.00
027	LESS: ADJUSTMENTS DURING THE YEAR/ PERIOD	0.00	0.00
028	**SUB-TOTAL**	**0.00**	**0.00**
029	**CAPITAL REDEMPTION RESERVE**	**0.00**	**0.00**
030	As per last financial statements	0.00	0.00
031	Add: Transfer from Surplus	0.00	0.00
032	Less: Transfer to surplus on redemption	0.00	0.00
033	Less: Adjustments during the year/ period	0.00	0.00
034	**Sub-Total**	**0.00**	**0.00**
035	**Share Application money pending Allotment**	**0.00**	**0.00**
036	As per last financial statements	0.00	0.00
037	Add: Addition during the year	0.00	0.00
038	Less: Utlised for allotment during the year	0.00	0.00
039	Less: Adjustments during the year/ period	0.00	0.00
040	**SUB-TOTAL**	**0.00**	**0.00**
046	**FLY-ASH UTILISATION RESERVE FUND**	**0.00**	**0.00**
047	AS PER LAST FINANCIAL STATEMENTS	0.00	0.00
048	TRANSFERRED TO CC	0.00	0.00
049	ADD:TRANSFER FROM REVENUE FROM OPERATIONS	146,837,429.57	132,824,169.52
050	ADD:TRANSFER FROM OTHER INCOME	0.00	0.00
051	LESS: UTILISED DURING THE YEAR	0.00	0.00
052	TANGIBLE ASSETS	0.00	0.00
053	EMPLOYEE BENEFIT EXPENSES	0.00	0.00
054	GENERATION,ADMN. AND OTHER EXPENSES	146,837,429.57	132,824,169.52

Locked: 24.04.2022 - 20:28:21
Run on: 24.04.2022 - 20:30:40 Version: 0

Addl. General Manager (Commercial)
NTPC LIMITED

UNCHAHAR SUPER THERMAL POWER STATION

NOTE NO. 22 TO THE FS-EQUITY-OTHER EQUITY **(Amount in ₹)**

	As at	31.03.2022	31.03.2021
055	TAX EXPENSES	0.00	0.00
056	**SUB-TOTAL**	**0.00**	**0.00**
057	Self Insurance Reserve	0.00	0.00
058	As per last financial statements	0.00	0.00
059	Add: Addition during the year	0.00	0.00
060	Less: Utlised for allotment during the year	0.00	0.00
061	Less: Adjustments during the year/ period	0.00	0.00
062	SUB-TOTAL	0.00	0.00
063	**SPECIAL ALLOWANCE RESERVE FUND**	**0.00**	**0.00**
064	AS PER LAST FINANCIAL STATEMENTS	0.00	0.00
065	ADD: ADDITION DURING THE YEAR	0.00	0.00
066	LESS: UTLISED FOR ALLOTMENT DURING THE YEAR	0.00	0.00
067	LESS: ADJUSTMENTS DURING THE YEAR/ PERIOD	0.00	0.00
068	**SUB-TOTAL**	**0.00**	**0.00**
069	**CORPORATE SOCIAL RESPONSIBILITY (CSR) RESERVE**	**0.00**	**0.00**
070	AS PER LAST FINANCIAL STATEMENTS	0.00	0.00
071	ADD : TRANSFER FROM SURPLUS	0.00	0.00
072	LESS:-WRITE BACK DURING THE YEAR	0.00	0.00
073	**SUB-TOTAL**	**0.00**	**0.00**
074	**GENERAL RESERVE**	**0.00**	**0.00**
075	AS PER LAST FINANCIAL STATEMENTS	0.00	0.00
076	ADD: TRANSFER FROM SURPLUS	0.00	0.00
077	LESS: TRANSFER TO SURPLUS	0.00	0.00
078	LESS: WRITE BACK DURING THE YEAR /PERIOD	0.00	0.00
079	LESS: ADJUSTMENTS DURING THE YEAR /PERIOD	0.00	0.00
080	**SUB-TOTAL**	**0.00**	**0.00**
081		**0.00**	**0.00**
082	**RETAINED EARNINGS**	**0.00**	**0.00**
083	AS PER LAST FINANCIAL STATEMENTS	77,120,675,558.23	71,758,509,392.99
084	ADD(LESS):-CHANGES IN ACCOUNTING POLICY / PRIOR PERIOD ERRORS	0.00	0.00
085	ADD(LESS):-PROFIT (LOSS) AFTER TAX FOR THE YEAR FROM STATEMENT OF PROFIT & LOSS	5,755,752,632.23	5,362,166,165.24
087	ADD: WRITE BACK FROM BOND REDEMPTION RESERVE	0.00	0.00
088	ADD: WRITE BACK FROM CAPITAL RESERVE	0.00	0.00
089	ADD: WRITE BACK FROM FOREIGN PROJECT RESERVE	0.00	0.00
090	ADD: WRITE BACK FROM CSR RESERVE	0.00	0.00
091	ADD: WRITE BACK FROM GENERAL RESERVE	0.00	0.00
093	LESS: TRANSFER TO BONDS REDEMPTION RESERVE	0.00	0.00

Locked: 24.04.2022 - 20:28:21
Run on: 24.04.2022 - 20:30:40 Version: 0

Addl. General Manager (Commercial)
NTPC LIMITED

UNCHAHAR SUPER THERMAL POWER STATION

NOTE NO. 22 TO THE FS-EQUITY-OTHER EQUITY **(Amount in ₹)**

	As at	31.03.2022	31.03.2021
094	LESS: TRANSFER TO SPECIAL ALLOWANCE RESERVE FUND	0.00	0.00
095	LESS: TRANSFER TO FOREIGN PROJECT RESERVE	0.00	0.00
096	LESS:TRANSFER TO CAPITAL RESERVE	0.00	0.00
097	LESS:TRANSFER TO CSR RESERVE	0.00	0.00
098	LESS:TRANSFER TO GENERAL RESERVE	0.00	0.00
099	LESS:INTERIM DIVIDEND PAID	0.00	0.00
100	LESS:TAX ON INTERIM DIVIDEND PAID	0.00	0.00
101	LESS:FINAL DIVIDEND PAID	0.00	0.00
102	LESS:TAX ON FINAL DIVIDEND PAID	0.00	0.00
103	LESS: ISSUE OF BONUS DEBENTURE	0.00	0.00
104	LESS: TAX ON ISSUE OF BONUS DEBENTURE	0.00	0.00
105	**SUB-TOTAL**	**82,876,428,190.46**	**77,120,675,558.23**
110		0.00	0.00
111	**REMEASUREMENT OF DEFINED BENEFIT PLANS**	**0.00**	**0.00**
112	AS PER LAST FINANCIAL STATEMENTS	-235,888,892.52	-203,052,244.21
113	ADD/(LESS):- ACTUARIAL GAINS/LOSS THROUGH OCI	-11,830,767.92	-32,836,648.31
114	**SUB-TOTAL**	**-247,719,660.44**	**-235,888,892.52**
115		0.00	0.00
116	**FVTOCI Reserve**	**0.00**	**0.00**
117	AS PER LAST FINANCIAL STATEMENTS	0.00	0.00
118	ADD(LESS):-NET GAIN/LOSS OF EQUITY INSTRUMENTS THROUGH OCI	0.00	0.00
119	**Sub-Total**	**0.00**	**0.00**
120		**0.00**	**0.00**
121	**Total Other equity**	**82,628,708,530.02**	**76,884,786,665.71**
122		0.00	0.00
123		0.00	0.00
124		0.00	0.00
125		0.00	0.00
126		0.00	0.00
127		0.00	0.00
128		0.00	0.00

Addl. General Manager (Commercial)
NTPC LIMITED

(Amount in ₹)

As at	31.03.2022	31.03.2021

UNCHAHAR SUPER THERMAL POWER STATION

NOTE NO. 23 TO THE FS-NCL-BORROWINGS **(Amount in ₹)**

	As at	31.03.2022	31.03.2021
001	**LONG TERM BORROWINGS**	**0.00**	**0.00**
002	**Bonds**	**0.00**	**0.00**
003	**Secured**	**0.00**	**0.00**
004	7.37 % Tax free secured non-cumulative non-convertible redeemable bonds-2015 of Rs. 1,000/- each redeemable at par in full on 5th October 2035 (Fifty Sixth Issue - Public Issue - Series 3A).	0.00	0.00
005	7.62 % Tax free secured non-cumulative non-convertible redeemable bonds-2015 of Rs. 1,000/- each redeemable at par in full on 5th October 2035 (Fifty Sixth Issue - Public Issue - Series 3 B).	0.00	0.00
006	8.61% Tax free secured non-cumulative non-convertible redeemable bonds of ₹ 10,00,000/- each redeemable at par in full on 4th March 2034 (Fifty First Issue C - Private Placement)	0.00	0.00
007	8.66% Tax free secured non-cumulative non-convertible redeemable bonds - 2013 of ₹ 1000/- each redeemable at par in full on 16th December 2033 (Fiftieth Issue - Public Issue - Series 3A)	0.00	0.00
008	8.91% Tax free secured non-cumulative non-convertible redeemable bonds - 2013 of ₹ 1000/- each redeemable at par in full on 16th December 2033 (Fiftieth Issue - Public Issue - Series 3B)	0.00	0.00
009	7.37% Secured non-cumulative non-convertible redeemable taxable bonds of Rs. 10,00,000/- each redeemable at par in full on 14th December 2031 (Sixty Sixth Issue - Private Placement)	0.00	0.00
010	7.49% Secured non-cumulative non-convertible redeemable taxable bonds of Rs. 10,00,000/- each redeemable at par in full on 7th November 2031 (Sixty Fourth Issue - Private Placement)	0.00	0.00
011	7.28 % Tax free secured non-cumulative non-convertible redeemable bonds-2015 of Rs. 1,000/- each redeemable at par in full on 5th October 2030 (Fifty Sixth Issue - Public Issue - Series	0.00	0.00

Locked: 24.04.2022 - 20:28:24
Run on: 24.04.2022 - 20:30:44 Version: 0

Addl. General Manager (Commercial)
NTPC LIMITED

	As at	31.03.2022	31.03.2021
	2A)		
012	7.53 % Tax free secured non-cumulative non-convertible redeemable bonds-2015 of Rs. 1,000/- each redeemable at par in full on 5th October 2030 (Fifty Sixth Issue - Public Issue - Series 2 B).	0.00	0.00
013	7.32% Secured non-cumulative non-convertible redeemable taxable bonds of Rs 10,00,000/- each redeemable at par in full on 17 July 2029 (Sixty Ninth Issue - Private Placement)	0.00	0.00
014	8.63% Tax free secured non-cumulative non-convertible redeemable bonds of ₹ 10,00,000/- each redeemable at par in full on 4th March 2029 (Fifty First Issue B - Private Placement)	0.00	0.00
015	8.30% Secured non-cumulative non-convertible redeemable taxable bonds of Rs 10,00,000/- each redeemable at par in full on 15 January 2029 (Sixty Seventh Issue - Private Placement)	0.00	0.00
016	8.48% Tax free secured non-cumulative non-convertible redeemable bonds - 2013 of ₹ 1000/- each redeemable at par in full on 16th December 2028 (Fiftieth Issue - Public Issue - Series 2A)	0.00	0.00
017	8.73% Tax free secured non-cumulative non-convertible redeemable bonds - 2013 of ₹ 1000/- each redeemable at par in full on 16th December 2028 (Fiftieth Issue - Public Issue - Series 2B)	0.00	0.00
018	7.47% Secured non-cumulative non-convertible redeemable taxable bonds of Rs. 10,00,000/- each redeemable at par in full on 16th September 2026 (Sixty Third Issue - Private Placement)	0.00	0.00
019	7.58% Secured non-cumulative non-convertible redeemable taxable bonds of Rs. 10,00,000/- each redeemable at par in	0.00	0.00

Locked: 24.04.2022 - 20:28:24
Run on: 24.04.2022 - 20:30:44 Version: 0

Addl. General Manager (Commercial)
NTPC LIMITED

	As at	31.03.2022	31.03.2021
	full on 23rd August 2026 (Sixty Second Issue - Private Placement)		
020	8.05% Secured non-cumulative non-convertible redeemable taxable bonds of Rs. 10,00,000/- each redeemable at par in full on 5th May 2026 (Sixtieth Issue - Private Placement)	0.00	0.00
021	8.19% Secured non-cumulative non-convertible redeemable taxable bonds of Rs. 10,00,000/- each redeemable at par in full on 15th December 2025 (Fifty Seventh Issue - Private Placement)	0.00	0.00
022	7.11 % Tax free secured non-cumulative non-convertible redeemable bonds-2015 of Rs. 1,000/- each redeemable at par in full on 5th October 2025 (Fifty Sixth Issue - Public Issue - Series 1A).	0.00	0.00
023	7.36 % Tax free secured non-cumulative non-convertible redeemable bonds-2015 of Rs. 1,000/- each redeemable at par in full on 5th October 2025 (Fifty Sixth Issue - Public Issue - Series 1 B).	0.00	0.00
024	7.15% Tax free secured non-cumulative non-convertible redeemable bonds - 2015 of Rs. 10,00,000/- each redeemable at par in full on 21st August 2025 (Fifty Fifth Issue - Private Placement)	0.00	0.00
025	9.17% Secured non-cumulative non-convertible redeemable taxable bonds of ₹ 10,00,000/- each redeemable at par in full on 22nd September 2024 (53rd Issue - private placement).	0.00	0.00
026	9.34% Secured non-cumulative non-convertible redeemable taxable bonds of ₹10,00,000/- each redeemable at par in full on 24th March 2024 (Fifty Second Issue - private placement)	0.00	0.00
027	8.19% Tax free secured non-cumulative non-convertible redeemable bonds - 2013 of ₹ 10,00,000/- each redeemable at	0.00	0.00

	As at	31.03.2022	31.03.2021
	par in full on 4th March 2024 (Fifty First Issue A - Private Placement)		
028	8.41% Tax free secured non-cumulative non-convertible redeemable bonds - 2013 of ₹ 1000/- each redeemable at par in full on 16th December 2023 (Fiftieth Issue - Public Issue - Series 1A)	0.00	0.00
029	8.66% Tax free secured non-cumulative non-convertible redeemable bonds - 2013 of ₹ 1000/- each redeemable at par in full on 16th December 2023 (Fiftieth Issue - Public Issue - Series 1B)	0.00	0.00
030	9.25% Secured non-cumulative non-convertible redeemable taxable bonds of ₹10,00,000/- each with five equal separately transferable redeemable principal parts (STRPP) redeemable at par at the end of 11th year and in annual installments thereafter upto the end of 15th year respectively commencing from 4th May 2023 and ending on 4th May 2027 (Forty fourth issue - private placement)VII	0.00	0.00
031	8.48% Secured non-cumulative non-nonvertible redeemable taxable bonds of ₹ 10,00,000/- each redeemable at par in full on 1st May 2023 (Seventeenth issue - private placement)I	0.00	0.00
032	8.80% Secured non-cumulative non-convertible redeemable taxable bonds of ₹10,00,000/- each redeemable at par in full on 4th April 2023 (Forty ninth issue -private placement	0.00	0.00
033	8.49% Secured non-cumulative non-convertible redeemable taxable fully paid-up bonus debentures of Rs. 12.50 each redeemable at par in three annual installments of Rs. 2.50, Rs. 5.00 and Rs. 5.00 at the end of 8th year, 9th year and 10th year on 25th March 2023, 25th March 2024 and 25th March 2025 respectively (Fifty Fourth Issue -Bonus Debentures)X - (refer Note 5 d)	0.00	0.00
034	8.73% Secured non-cumulative	0.00	0.00

	As at	31.03.2022	31.03.2021
	non-convertible redeemable taxable bonds of ₹ 10,00,000/- each redeemable at par in full on 07th March 2023 (Forty eighth issue - private placement)		
035	9.00% Secured non-cumulative non-convertible redeemable taxable bonds of ₹ 10,00,000/- each with five equal separately transferable redeemable principal parts (STRPP) redeemable at par at the end of 11th year and in annual installments thereafter upto the end of 15th year respectively commencing from 25th January 2023 and ending on 25th January 2027 (Forty second issue- private placement)III	0.00	0.00
036	8.84% Secured non-cumulative non-convertible redeemable taxable bonds of ₹10,00,000/- each redeemable at par in full on 4th October 2022 (Forty seventh issue- private placement)VII	0.00	0.00
037	7.93% Secured non-cumulative non-convertible redeemable taxable bonds of ` 10,00,000/- each redeemable at par in full on 03 May 2022 (68th Issue - Private Placement)	0.00	0.00
038	6.72% Secured non-cumulative non-convertible redeemable taxable bonds of Rs. 10,00,000/- each redeemable at par in full on 24th November 2021 (Sixty Fifth Issue - Private Placement)	0.00	0.00
039	8.10% Secured Non-Cumulative Non-Convertible Redeemable Taxable Bonds of Rs. 30,00,000/- each redeemable at par in three equal separately transferable redeemable principal parts (STRPP) at the end of 5th year, 10th year & 15th year on 27th May 2021, 27th May 2026 and 27th May 2031 respectively (Sixty First Issue- Private Placement)	0.00	0.00
040	8.33% Secured non-cumulative non-convertible redeemable taxable bonds of Rs.10,00,000/- each redeemable at par in full on 24th February 2021	0.00	0.00

	As at	31.03.2022	31.03.2021
	(Fifty Ninth Issue - Private Placement).		
042	8.93% Secured non-cumulative non-convertible redeemable taxable bonds of ₹ 10,00,000/- each redeemable at par in full on 19th January 2021 Thirty seventh issue - private placement)III	0.00	0.00
043	8.18% Secured non-cumulative non-convertible redeemable taxable bonds of Rs.10,00,000/- each redeemable at par in full on 31st December 2020 (Fifty Eight Issue - Private Placement).	0.00	0.00
044	8.73 % Secured non-cumulative non-convertible redeemable taxable bonds of ₹ 10,00,000/- each redeemable at par in full on 31st March 2020 (Thirty third issue- private placement)III	0.00	0.00
045	8.78 % Secured non-cumulative non-convertible redeemable taxable bonds of ₹ 10,00,000/- each redeemable at par in full on 9th March 2020 (Thirty first issue- private placement)III	0.00	0.00
046	11.25% Secured non-cumulative non-convertible redeemable taxable bonds of ₹ 10,00,000/- each redeemable at par in five equal annual installments commencing from 6th Nov 2019 and ending on 6th Nov 2023 (Twenty seventh issue - private placement)III	0.00	0.00
047	7.89% Secured non-cumulative non-convertible redeemable taxable bonds of ₹ 10,00,000/- each redeemable at par in full on 5th May 2019 (Thirtieth issue - private placement)III	0.00	0.00
048	8.65% Secured non-cumulative non-convertible redeemable taxable bonds of ₹10,00,000/- each redeemable at par in full on 4th February 2019 (Twenty ninth issue - private placement)III	0.00	0.00
049	7.50% Secured non-cumulative non-convertible redeemable taxable bonds of ₹ 10,00,000/- each redeemable at par in full	0.00	0.00

	As at	31.03.2022	31.03.2021
	on 12th January 2019 (Nineteenth issue - private placement)II		
050	11% Secured non-cumulative non-convertible redeemable taxable bonds of ₹ 10,00,000/- each redeemable at par in full on 21st November 2018 (Twenty eighth issue - private placement)III	0.00	0.00
051	9.3473% Secured non-cumulative non-convertible redeemable taxable bonds of ₹15,00,000/- each with fifteen equal separately transferable redeemable principal parts (STRPP) redeemable at par at the end of 6th year and in annual installments thereafter upto the end of 20th year respectively commencing from 20th July 2018 and ending on 20th July 2032 (Forty sixth issue - private placement)VII	0.00	0.00
052	9.4376% Secured non-cumulative non-convertible redeemable taxable bonds of ₹ 15,00,000/- each with fifteen equal separately transferable redeemable principal parts (STRPP) redeemable at par at the end of 6th year and in annual installments thereafter upto the end of 20th year respectively commencing from 16th May 2018 and ending on 16th May 2032 (Forty fifth issue - private placement)VII	0.00	0.00
053	8.00% Secured non-cumulative non-convertible redeemable taxable bonds of ₹ 10,00,000/- each redeemable at par in full on 10th April 2018 (Sixteenth issue -private placement)I	0.00	0.00
054	9.2573% Secured non-cumulative non-convertible redeemable taxable bonds of ₹ 15,00,000/- each with fifteen equal separately transferable redeemable principal parts (STRPP) redeemable at par at the end of 6th year and in annual installments thereafter upto the end of 20th year respectively commencing from 2nd March 2018 and ending on 2nd March 2032 (Forty third issue - private placement)III	0.00	0.00
055	9.6713% Secured non-cumulative non-convertible redeemable taxable bonds	0.00	0.00

	As at	31.03.2022	31.03.2021
	of ₹ 15,00,000/- each with fifteen equal separately transferable redeemable principal parts (STRPP) redeemable at par at the end of 6th year and in annual installments thereafter upto the end of 20th year respectively commencing from 23rd December 2017 and ending on 23rd December 2031 (Forty first issue – private placement)III		
056	9.558% Secured non-cumulative non-convertible redeemable taxable bonds of ₹ 15,00,000/- each with fifteen equal separately transferable redeemable principal parts (STRPP) redeemable at par at the end of 6th year and in annual installments thereafter upto the end of 20th year respectively commencing from 29th July 2017 and ending on 29th July 2031(Fourtieth issue-private placement)III	0.00	0.00
057	9.3896% Secured non-cumulative non-convertible redeemable taxable bonds of ₹ 15,00,000/- each with fifteen equal separately transferable redeemable principal parts (STRPP) redeemable at par at the end of 6th year and in annual installments thereafter upto the end of 20th year respectively commencing from 9th June 2017 and ending on 9th June 2031(Thirty ninth issue-private placement)III	0.00	0.00
058	9.17% Secured non-cumulative non-convertible redeemable taxable bonds of ₹ 15,00,000/- each with fifteen equal separately transferable redeemable principal parts (STRPP) redeemable at par at the end of 6th year and in annual installments thereafter upto the end of 20th year respectively commencing from 22nd March 2017 and ending on 22nd March 2031(Thirty eighth issue-private placement)III	0.00	0.00
059	8.8086% Secured non-cumulative non-convertible redeemable taxable bonds of ₹ 15,00,000/- each with fifteen equal separately transferable redeemable principal parts (STRPP) redeemable at par at the end of 6th	0.00	0.00

	As at	31.03.2022	31.03.2021
	year and in annual installments thereafter upto the end of 20th year respectively commencing from 15th December 2016 and ending on 15th December 2030 (Thirty sixth issue - private placement)III		
060	8.785% Secured non-cumulative non-convertible redeemable taxable bonds of ₹ 15,00,000/- each with fifteen equal separately transferable redeemable principal parts (STRPP) redeemable at par at the end of 6th year and in annual installments thereafter upto the end of 20th year respectively commencing from 15th September 2016 and ending on 15th September 2030 (Thirty fifth issue - private placement)III	0.00	0.00
061	8.71% Secured non-cumulative non-convertible redeemable taxable bonds of ₹ 15,00,000/- each with fifteen equal separately transferable redeemable principal parts (STRPP) redeemable at par at the end of 6th year and in annual installments thereafter upto the end of 20th year respectively commencing from 10th June 2016 and ending on 10th June 2030 (Thirty fourth issue - private placement)III	0.00	0.00
062	8.8493% Secured non-cumulative non-convertible redeemable taxable bonds of ₹ 15,00,000/- each with fifteen equal separately transferable redeemable principal parts (STRPP) redeemable at par at the end of 6th year and in annual installments thereafter upto the end of 20th year respectively commencing from 25th March 2016 and ending on 25th March 2030 (Thirty second issue - private placement)III	0.00	0.00
063	9.37% Secured non-cumulative non-convertible redeemable taxable bonds of ₹ 70,00,000/- each with fourteen separately transferable redeemable principal parts (STRPP) redeemable at par semi-annually commencing from 4th June 2012 and ending on 4th December 2018 (Twenty fifth issue -	0.00	0.00

	As at	31.03.2022	31.03.2021
	private placement)III		
065	9.06% Secured non-cumulative non-convertible redeemable taxable bonds of ₹ 70,00,000/- each with fourteen separately transferable redeemable principal parts (STRPP) redeemable at par semi-annually commencing from 4th June 2012 and ending on 4th December 2018 (Twenty sixth issue - private placement)III	0.00	0.00
066	8.6077% Secured non-cumulative non-convertible redeemable taxable bonds of ₹ 20,00,000/- each with twenty equal separately transferable redeemable principal parts (STRPP) redeemable at par semi-annually commencing from 9th September 2011 and ending on 9th March 2021 (Twenty fourth issue - private placement)IV	0.00	0.00
067	8.3796% Secured non-cumulative non-convertible redeemable taxable bonds of ₹ 20,00,000/- each with twenty equal separately transferable redeemable principal parts (STRPP) redeemable at par semi-annually commencing from 5th August 2011 and ending on 5th February 2021 (Twenty third issue - private placement)IV	0.00	0.00
068	8.1771% Secured non-cumulative non-convertible redeemable taxable bonds of ₹ 20,00,000/- each with twenty equal separately transferable redeemable principal parts (STRPP) redeemable at par semi-annually commencing from 2nd July 2011 and ending on 2nd January 2021 (Twenty second issue - private placement)IV	0.00	0.00
069	7.7125% Secured non-cumulative non-convertible redeemable taxable bonds of ₹ 20,00,000/- each with twenty equal separately transferable redeemable principal parts (STRPP) redeemable at par semi-annually commencing from 2nd August 2010 and ending on 2nd February 2020 (Twenty first issue - private placement)V	0.00	0.00
070	7.552% Secured non-cumulative non-convertible redeemable taxable bonds	0.00	0.00

	As at	31.03.2022	31.03.2021
	of ₹ 20,00,000/- each with twenty equal separately transferable redeemable principal parts (STRPP) redeemable at par semi-annually commencing from 23rd September 2009 and ending on 23rd March 2019 (Twentieth issue - private placement)VI		
071	9.55% Secured non-cumulative non-convertible taxable redeemable bonds of ₹ 10,00,000/- each with ten equal separately transferable redeemable principal parts (STRPP) redeemable at par at the end of the 6th year and in annual installments thereafter upto the end of 15th year respectively from 30th April 2002 (Thirteenth issue - Part B - private placement)VIII	0.00	0.00
072	9.55% Secured non-cumulative non-convertible taxable redeemable bonds of ₹ 10,00,000/- each redeemable at par in ten equal annual installments commencing from the end of 6th year and upto the end of 15th year respectively from 18th April 2002 (Thirteenth issue -Part A - private placement)VIII	0.00	0.00
075		0.00	0.00
076		0.00	0.00
077	**Sub Total**	**0.00**	**0.00**
078	**Unsecured**	**0.00**	**0.00**
079	6.55% Unsecured non-cumulative non-convertible redeemable taxable bonds of ₹ 10,00,000/- each redeemable at par in full on 17 April 2023 (Seventieth Issue - Private Placement)	0.00	0.00
080	6.29% Unsecured non-cumulative non-convertible redeemable taxable bonds of ₹ 10,00,000/- each redeemable at par in full on 11 April 2031 (Seventy First Issue - Private Placement)	0.00	0.00
081	5.45% Unsecured non-cumulative non-convertible redeemable taxable bonds of ₹ 10,00,000/- each redeemable at par in full on 15 October 2025 (Seventy Second Issue - Private Placement)	0.00	0.00
082	6.43% Unsecured non-cumulative non-convertible redeemable taxable bonds of ₹ 10,00,000/- each redeemable at par in	0.00	0.00

	As at	31.03.2022	31.03.2021
	full on 27 January 2031 (Seventy Third Issue - Private Placement)		
083	6.87% Unsecured non-cumulative non-convertible redeemable taxable bonds of ₹ 10,00,000/- each redeemable at par in full on 21 April 2036 (Seventy Fourth Issue - Private Placement)	0.00	0.00
084	6.69% Unsecured non-cumulative non-convertible redeemable taxable bonds of ₹ 10,00,000/- each redeemable at par in full on 13 September 2031 (Seventy Fifth Issue - Private Placement)	0.00	0.00
085	6.74% Unsecured non-cumulative non-convertible redeemable taxable bonds of Rs.10,00,000/- each redeemable at par in full on 14 April 2032 (Seventy Sixth Issue - Private Placement)	0.00	0.00
086		0.00	0.00
087		0.00	0.00
088		0.00	0.00
089	**Sub-total**	**0.00**	**0.00**
090	**Total**	**0.00**	**0.00**
091	**Foreign Currency Notes-Unsecured**	**0.00**	**0.00**
092	4.50% Fixed Rate Notes Due for repayment on 19th March 2028	0.00	0.00
093	2.75% Fixed rate notes due for repayment on 1st February 2027	0.00	0.00
094	4.25 % Fixed rate notes due for repayment on 26th February 2026	0.00	0.00
095	4.375% Fixed Rate Note due for repayment on 26th November 2024	0.00	0.00
096	4.75 % Fixed Rate Notes due for repayment on 3rd Oct 2022	0.00	0.00
097	7.25 % Fixed green global INR denominated bonds due on 3 May 2022	0.00	0.00
098	7.375 % Fixed green global INR denominated bonds due on 10 August 2021	0.00	0.00
099	5.625% Fixed Rate Notes due for repayment on 14th July 2021	0.00	0.00
100	3.75 % Fixed rate notes due for repayment on 03 April 2024	0.00	0.00
101		0.00	0.00
102		0.00	0.00
103		0.00	0.00
104	**Sub Total**	**0.00**	**0.00**
105	**Term Loans**	**0.00**	**0.00**
106	**From Banks**	**0.00**	**0.00**
107	**Secured**	**0.00**	**0.00**
108	Rupee Loans	0.00	0.00

UNCHAHAR SUPER THERMAL POWER STATION

NOTE NO. 23 TO THE FS-NCL-BORROWINGS **(Amount in ₹)**

	As at	31.03.2022	31.03.2021
109	**Unsecured**	**0.00**	**0.00**
110	Foreign Currency Loans	0.00	0.00
111	Rupee Loans	0.00	0.00
112	**From Others**	**0.00**	**0.00**
113	**Secured**	**0.00**	**0.00**
114	Rupee Loans	0.00	0.00
115	Foreign Currency loans (guaranteed by GOI)	0.00	0.00
116	**Unsecured**	**0.00**	**0.00**
117	Foreign Currency loans (guaranteed by GOI)	0.00	0.00
118	Other Foreign currency loans	0.00	0.00
120	Rupee Loans	0.00	0.00
121	**Deposits**	**0.00**	**0.00**
122	**Unsecured**	**0.00**	**0.00**
123	Fixed Deposits	0.00	0.00
124	**Others**	**0.00**	**0.00**
125	**Unsecured**	**0.00**	**0.00**
126	Bonds Application Money Pending Allotment	0.00	0.00
127	**Sub-total**	**0.00**	**0.00**
128	**Total**	**0.00**	**0.00**
129	Less:- Interst accrued but not due on secured borrowings	0.00	0.00
130	Less:- Interst accrued but not due on unsecured borrowings	0.00	0.00
131	Less:- Current maturities of long term borrowings	0.00	0.00
132	Bonds-Secured	0.00	0.00
133	Fixed Rate Notes	0.00	0.00
135	Foreign currency loans from Banks- unsecured	0.00	0.00
136	Rupee loans from banks- Secured	0.00	0.00
137	Rupee loans from banks- unsecured	0.00	0.00
138	Rupee Term loan from Others - Secured	0.00	0.00
139	Foreign currency loans from others- unsecured (Guaranteed by GOI)	0.00	0.00
140	Other foreign currency loans from others- unsecured	0.00	0.00
141	Rupee loans from others- unsecured	0.00	0.00
142		0.00	0.00
143		0.00	0.00
144		0.00	0.00
145		0.00	0.00
146		0.00	0.00
147		0.00	0.00
148		0.00	0.00
149		0.00	0.00
150		0.00	0.00
151		0.00	0.00
200	**Total**	**0.00**	**0.00**

अपर महाप्रबंधक (वाणिज्यिक)
Addl. General Manager (Commercial)
एन टी पी सी लिमिटेड/NTPC LIMITED

UNCHAHAR SUPER THERMAL POWER STATION

NOTE NO. 23A TO THE FS-NCL-LEASE BORROWINGS **(Amount in ₹)**

	As at	31.03.2022	31.03.2021
001	**Non-current financial liabilities - Lease liabilities**	**0.00**	**0.00**
002	**Lease liabilities**	**0.00**	**0.00**
003	Long term maturities of Finance Lease Liabilities (Secured) IX	0.00	0.00
004	Long term maturities of Finance Lease Liabilites (Unsecured) X	0.00	0.00
005	**Sub-Total**	**0.00**	**0.00**
006	**Less: current maturities of lease liabilities**	**0.00**	**0.00**
007	Finance Lease obligations - secured	0.00	0.00
008	Finance Lease obligations - unsecured	0.00	0.00
009	**Sub-Total**	**0.00**	**0.00**
010	**Total**	**0.00**	**0.00**

Locked: 24.04.2022 - 20:28:24
Run on: 24.04.2022 - 20:32:29 Version: 0

Addl. General Manager (Commercial)
NTPC LIMITED

UNCHAHAR SUPER THERMAL POWER STATION

NOTE NO. 24 TO THE FS-NCL-TRADE PAYABLES **(Amount in ₹)**

	As at	31.03.2022	31.03.2021
001	**TRADE PAYABLES(NON CURRENT)**	**0.00**	**0.00**
002	**For Goods and Services**	**0.00**	**0.00**
003	- Micro & Small Enterprises	3,722,853.39	6,079,291.26
004	- Others	2,415,117.84	2,786,143.31
005		0.00	0.00
006	**Total**	**6,137,971.23**	**8,865,434.57**

UNCHAHAR SUPER THERMAL POWER STATION

NOTE NO. 25 TO THE FS-NCL-OTHER FINANCIAL LIABILITIES **(Amount in ₹)**

	As at	31.03.2022	31.03.2021
001	**OTHER FINANCIAL LIABILITIES (NON-CURRENT)**	**0.00**	**0.00**
002	Payable for Capital Expenditure	0.00	0.00
003	- Micro & Small Enterprises	71,441.53	194,949.97
004	- Others	266,831.94	10,188,604.22
005	Others	0.00	0.00
006	Deposits from contractors and others	0.00	0.00
007		0.00	0.00
008		0.00	0.00
009	**Total**	**338,273.47**	**10,383,554.19**

Locked: 24.04.2022 - 20:28:18
Run on: 24.04.2022 - 20:30:48 Version: 0

Addl. General Manager (Commercial)

UNCHAHAR SUPER THERMAL POWER STATION

NOTE NO. 26 TO THE FS-NCL-PROVISIONS **(Amount in ₹)**

	As at	31.03.2022	31.03.2021
001	**LONG TERM PROVISIONS**	**0.00**	**0.00**
002	**Provision for Employee Benefits**	**0.00**	**0.00**
003	Opening Balance	0.00	0.00
004	Additions/ (adjustments) during the year	0.00	0.00
005	**Closing Balance**	**0.00**	**0.00**
006		0.00	0.00
007	**Others**	**0.00**	**0.00**
008	**i) Mine Closure Provision**	**0.00**	**0.00**
009	Opening Balance	0.00	0.00
010	Additions during the year	0.00	0.00
011	Amounts adjusted during the year	0.00	0.00
012	Amounts reversed during the year	0.00	0.00
013	**Closing Balance**	**0.00**	**0.00**
014		0.00	0.00
015	**ii) Stripping Activity Adjustments**	**0.00**	**0.00**
016	Opening Balance	0.00	0.00
017	Additions during the year	0.00	0.00
018	Amounts adjusted during the year	0.00	0.00
019	Amounts reversed during the year	0.00	0.00
020	**Closing Balance**	**0.00**	**0.00**
021		0.00	0.00
024		0.00	0.00
025	**TOTAL**	**0.00**	**0.00**

Locked: 24.04.2022 - 20:28:16
Run on: 24.04.2022 - 20:30:50 Version: 0

Addl. General Manager (Commercial)

A Maharatna Company

NOTE NO. 27 TO THE FS-NCL-DEFERRED TAX LIABILITIES (NET) **(Amount in ₹)**

	As at	Open Balance on 01.04.2021	Addition	Closing Balance on 31.03.2022
001	**DEFERRED TAX LIABILITIES (NET)**			
002	Difference of book depreciation and tax depreciation	0.00	0.00	0.00
003	Less: Deferred tax assets			
004	Provisions & Other disallowances for tax purposes	0.00	0.00	0.00
005	Unabsorbed Depreciation	0.00	0.00	0.00
006	Disallowances u/s 43B of the Income Tax Act, 1961	0.00	0.00	0.00
007	Others	0.00	0.00	0.00
008	Opening Balance	0.00	0.00	0.00
009	Additions during the year	0.00	0.00	0.00
010	Amounts adjusted during the year	0.00	0.00	0.00
011	Amounts reversed during the year	0.00	0.00	0.00
012	Closing Balance	0.00	0.00	0.00
013	MAT credit entitlement	0.00	0.00	0.00
014	**Total**	**0.00**	**0.00**	**0.00**
015	**Total**	**0.00**	**0.00**	**0.00**
016	Breakup of deferred tax assets	0.00	0.00	0.00
017	Provision	0.00	0.00	0.00
018	Statutory dues	0.00	0.00	0.00
019	Leave encashment	0.00	0.00	0.00
020	Others	0.00	0.00	0.00
021		0.00	0.00	0.00
022		0.00	0.00	0.00

Addl. General Manager (Commercial)
एन टी पी सी लिमिटेड/NTPC LIMITED

UNCHAHAR SUPER THERMAL POWER STATION

NOTE NO. 28 TO THE FS-NCL-OTHER NON-CURRENT LIABILITIES **(Amount in ₹)**

	As at	31.03.2022	31.03.2021
001	Other Non current Liabilities	0.00	0.00
002	Advances from customers and others	0.00	0.00
003	Deposits from contractors and others	0.00	0.00
004	Grants	95,584.00	95,584.00
005	**TOTAL**	**95,584.00**	**95,584.00**

Locked: 24.04.2022 - 20:28:18
Run on: 24.04.2022 - 20:30:54 Version: 0

Addl. General Manager (Commercial)
NTPC LIMITED

UNCHAHAR SUPER THERMAL POWER STATION

NOTE NO. 29 TO THE FS-CL-BORROWINGS **(Amount in ₹)**

	As at	31.03.2022	31.03.2021
001	**Short Term Borrowings**	**0.00**	**0.00**
002	**Loans repayable on demand**	**0.00**	**0.00**
003	**From Banks**	**0.00**	**0.00**
004	**Secured**	**0.00**	**0.00**
005	Cash Credit	0.00	0.00
006	**Unsecured**	**0.00**	**0.00**
007	Cash Credit	0.00	0.00
008	**Other loans-unsecured**	**0.00**	**0.00**
009	Commercial Papers	0.00	0.00
010	Less: Unamortised discount on Commercial Papers	0.00	0.00
011	**Sub-Total**	**0.00**	**0.00**
012	**Current maturity of long term borrowings**	**0.00**	**0.00**
013	Bonds-Secured	0.00	0.00
014	Foreign Currency Fixed Rate Notes	0.00	0.00
015	**From Banks**	**0.00**	**0.00**
016	**Secured**	**0.00**	**0.00**
017	Rupee Term Loan	0.00	0.00
018	Foreign currency loans	0.00	0.00
019	**Unsecured**	**0.00**	**0.00**
020	Foreign currency loans	0.00	0.00
021	Rupee term loans	0.00	0.00
022	**From Others**	**0.00**	**0.00**
023	**Secured**	**0.00**	**0.00**
024	Rupee Term Loan	0.00	0.00
025	**Unsecured**	**0.00**	**0.00**
026	Foreign currency loans (Guaranteed by Government of India)	0.00	0.00
027	Other foreign currency loans	0.00	0.00
028	Rupee term loans	0.00	0.00
029	Fixed deposits	0.00	0.00
031	Sub Total	0.00	0.00
032	**TOTAL**	**0.00**	**0.00**

Locked: 24.04.2022 - 20:28:14
Run on: 24.04.2022 - 20:30:57 Version: 0

UNCHAHAR SUPER THERMAL POWER STATION

NOTE NO. 29A TO THE FS-CL-LEASE BORROWINGS **(Amount in ₹)**

	As at	31.03.2022	31.03.2021
001	**Current financial liabilities - Lease liabilities**	**0.00**	**0.00**
002	Current maturity of finance lease obligations (secured)	0.00	0.00
003	Current maturity of finance lease obligations (unsecured)	0.00	0.00
004	**Total**	**0.00**	**0.00**

Locked: 24.04.2022 - 20:28:14
Run on: 24.04.2022 - 20:32:30 Version: 0

UNCHAHAR SUPER THERMAL POWER STATION

NOTE NO. 30 TO THE FS-CL-TRADE PAYABLES **(Amount in ₹)**

	As at	31.03.2022	31.03.2021
001	**TRADE PAYABLES**	**0.00**	**0.00**
002	For Goods and Services	0.00	0.00
003	- Micro & Small Enterprises	227,845,828.47	187,180,104.05
004	- Others	3,454,909,609.76	4,743,070,583.09
005		0.00	0.00
006	**Total**	**3,682,755,438.23**	**4,930,250,687.14**
007		0.00	0.00
172	**Trade payable**	**0.00**	**0.00**
173	**MSME**	**0.00**	**0.00**
174	Unbilled	98,289,971.97	28,644,602.66
175	Not due	96,684,144.36	88,590,962.11
176	**Due**	**32,871,712.14**	**69,944,539.28**
177	Disputed	0.00	0.00
178	Undisputed	32,871,712.14	69,944,539.28
179		0.00	0.00
180	**Sub-total (A)**	**227,845,828.47**	**187,180,104.05**
181		0.00	0.00
182	**Others**	**0.00**	**0.00**
183	Unbilled	352,540,447.53	202,518,769.30
184	Not due	813,870,585.67	633,871,824.14
185	**Due**	**2,288,498,576.56**	**3,906,679,989.65**
186	Disputed	0.00	0.00
187	Undisputed	2,288,498,576.56	3,906,679,989.65
188		0.00	0.00
189	**Sub-total (B)**	**3,454,909,609.76**	**4,743,070,583.09**
190		0.00	0.00
191	**Total**	**3,682,755,438.23**	**4,930,250,687.14**
192		0.00	0.00
193	**Ageing**	**0.00**	**0.00**
194	**MSME**	**0.00**	**0.00**
195	**Disputed**	**0.00**	**0.00**
196	Less than 1 year	0.00	0.00
197	1-2 years	0.00	0.00
198	2-3 years	0.00	0.00
199	More than 3 years	0.00	0.00
200	**Sub Total (I)**	**0.00**	**0.00**
201		0.00	0.00
202	**Undisputed**	**0.00**	**0.00**
203	Less than 1 year	30,666,567.00	64,182,247.40
204	1-2 years	0.00	1,272,486.00
205	2-3 years	860,620.00	2,722,840.59
206	More than 3 years	1,344,525.14	1,766,965.29
207	**Sub Total (II)**	**32,871,712.14**	**69,944,539.28**
208		0.00	0.00
209	**Total MSME (III)**	**32,871,712.14**	**69,944,539.28**
210		0.00	0.00

Locked: 24.04.2022 - 20:28:15
Run on: 24.04.2022 - 20:31:07 Version: 0

Addl. General Manager (Commercial)
NTPC LIMITED

UNCHAHAR SUPER THERMAL POWER STATION

NOTE NO. 30 TO THE FS-CL-TRADE PAYABLES **(Amount in ₹)**

	As at	31.03.2022	31.03.2021
211	**Others**	**0.00**	**0.00**
212	**Disputed**	**0.00**	**0.00**
213	Less than 1 year	0.00	0.00
214	1-2 years	0.00	0.00
215	2-3 years	0.00	0.00
216	More than 3 years	0.00	0.00
217	**Sub Total (IV)**	**0.00**	**0.00**
218		0.00	0.00
219	**Undisputed**	**0.00**	**0.00**
220	Less than 1 year	485,379,931.86	1,688,521,028.48
221	1-2 years	88,969,768.00	2,163,915,744.38
222	2-3 years	1,557,064,877.00	11,474,971.09
223	More than 3 years	157,083,999.70	42,768,245.70
224	**Sub Total (V)**	**2,288,498,576.56**	**3,906,679,989.65**
225		0.00	0.00
226	**Total Others (VI)**	**2,288,498,576.56**	**3,906,679,989.65**

Locked: 24.04.2022 - 20:28:15
Run on: 24.04.2022 - 20:31:07 Version: 0

Addl. General Manager (Commercial)
NTPC LIMITED

UNCHAHAR SUPER THERMAL POWER STATION

NOTE NO. 31 TO THE FS-CL-OTHER FINANCIAL LIABILITIES **(Amount in ₹)**

	As at	31.03.2022	31.03.2021
001	**OTHER FINANCIAL LIABILITIES (CURRENT)**	**0.00**	**0.00**
020		0.00	0.00
021	Interest accrued but not due on secured borrowings	0.00	0.00
022	Interest accrued but not due on unsecured borrowings	0.00	0.00
023	Unpaid Dividends*	0.00	0.00
024	Unpaid matured deposits and interest accrued thereon*	0.00	0.00
025	Unpaid matured bonds and interest accrued thereon*	0.00	0.00
026	Unpaid bond refund money-Tax free bonds *	0.00	0.00
027	Book Overdraft	0.00	0.00
028	Payable to Customers	0.00	0.00
029	Liability under forward exchange contact	0.00	0.00
030	Hedging cost payable to beneficiaries	0.00	0.00
031	Derivative MTM Liability	0.00	0.00
032	**Payable for Capital Expenditure**	**0.00**	**0.00**
033	- Micro & Small Enterprises	58,507,576.19	55,771,950.13
034	- Others	4,034,625,097.82	4,482,821,829.40
035	**Others Payables**	**0.00**	**0.00**
036	Deposits from contractors and others	105,233,223.86	99,104,898.86
037	Gratuity Obligations	0.00	0.00
038	Payable to employees	10,135,759.14	5,852,322.14
039	Payable to holding company	0.00	0.00
040	Retention on A/c BG encashment (Solar)	0.00	0.00
041	Payable to Solar Payment Security Account	0.00	0.00
042	Others **	68,094,214.77	110,055,150.60
043	Unspent CSR balance on ongoing Approved CSR projects	0.00	0.00
044	**Total**	**4,276,595,871.78**	**4,753,606,151.13**
045	* Represents the amounts which have not been claimed by the investor/holders of the bonds/fixed deposits. Out of the above, no amount is due for payment to Investor Education and Protection Fund.	0.00	0.00
046	** Include Payable to Hospital and other payable.	0.00	0.00

Locked: 24.04.2022 - 20:28:20
Run on: 24.04.2022 - 20:31:09 Version: 0

Addl. General Manager (Commercial)
NTPC LIMITED

UNCHAHAR SUPER THERMAL POWER STATION

NOTE NO. 32 TO THE FS-CL-OTHER CURRENT LIABILITIES **(Amount in ₹)**

	As at	31.03.2022	31.03.2021
001	**OTHER CURRENT LIABILITIES**	**0.00**	**0.00**
002	Advances from customers and others	38,976,659.04	40,837,552.84
003	Deferred discount on forward exchange contact	0.00	0.00
004	Tax deducted at source and other statutory dues	94,151,672.63	95,352,241.23
005	Deposits from contractors and others	0.00	0.00
006	Government grants	0.00	0.00
007	Others	0.00	45,256.00
008	**Total**	**133,128,331.67**	**136,235,050.07**

Locked: 24.04.2022 - 20:28:25
Run on: 24.04.2022 - 20:31:11 Version: 0

Addl. General Manager (Commercial)

UNCHAHAR SUPER THERMAL POWER STATION

NOTE NO. 33 TO THE FS-CL-PROVISIONS **(Amount in ₹)**

	As at	31.03.2022	31.03.2021
001	**SHORT TERM PROVISIONS**	**0.00**	**0.00**
002	**Provision for Employee Benefits**	**0.00**	**0.00**
003	Opening balance	0.00	0.00
004	Additions/ (adjustments) during the year	0.00	0.00
005	**Closing Balance**	**0.00**	**0.00**
028	**Provisions for Obligations incidental to Land Acquisition**	**0.00**	**0.00**
029	Opening balance	80,805,765.79	0.00
030	Additions during the year	0.00	92,943,000.00
031	Amounts paid during the year	46,035,296.78	12,137,234.21
032	Amounts reversed during the year	0.00	0.00
033	**Closing Balance**	**34,770,469.01**	**80,805,765.79**
035	**Provision for Tariff Adjustment**	**0.00**	**0.00**
036	Opening balance	0.00	0.00
037	Additions during the year	0.00	0.00
038	Amounts adjusted during the year	0.00	0.00
039	Amounts reversed during the year	0.00	0.00
040	**Closing Balance**	**0.00**	**0.00**
042	**Provision for shortage in Fixed Assets Pending Investigation & Others**	**0.00**	**0.00**
043	Opening balance	1,410,883.60	1,717,878.34
044	Additions during the year	448,717.49	0.00
045	Amounts adjusted during the year	0.00	306,994.74
046	Amounts reversed during the year	0.00	0.00
047	**Closing Balance**	**1,859,601.09**	**1,410,883.60**
048	**Provision for Arbitration**	**0.00**	**0.00**
049	Opening balance	0.00	0.00
050	Additions during the year	0.00	0.00
051	Amounts used during the year	0.00	0.00
052	Amounts reversed during the year	0.00	0.00
053	**Closing Balance**	**0.00**	**0.00**
054	**Others**	**0.00**	**0.00**
055	Opening balance	0.00	0.00
056	Additions during the year	0.00	0.00
057	Amounts used during the year	0.00	0.00
058	Amounts reversed during the year	0.00	0.00
059	**Closing Balance**	**0.00**	**0.00**
102		0.00	0.00
103	**Total**	**36,630,070.10**	**82,216,649.39**

Locked: 24.04.2022 - 20:28:22
Run on: 24.04.2022 - 20:31:13 Version: 0

Addl. General Manager (Commercial)
NTPC LIMITED

UNCHAHAR SUPER THERMAL POWER STATION

NOTE NO. 34 TO THE FS-CL-CURRENT TAX LIABILITIES (NET) **(Amount in ₹)**

	As at	31.03.2022	31.03.2021
001	**Current liabilities - current tax liabilities (net)**	**0.00**	**0.00**
002	Opening balance	0.00	0.00
003	Additions during the year	0.00	0.00
004	Amounts adjusted during the year	0.00	0.00
005	Less: Set off against taxes paid	0.00	0.00
006	**Closing Balance**	**0.00**	**0.00**

Locked: 24.04.2022 - 20:28:23
Run on: 24.04.2022 - 20:31:15 Version: 0

UNCHAHAR SUPER THERMAL POWER STATION

NOTE NO. 35 TO THE FS--DEFERRED REVENUE **(Amount in ₹)**

	As at	31.03.2022	31.03.2021
001	**Deferred Revenue**	**0.00**	**0.00**
002	On account of advance against depreciation	0.00	0.00
003	On account of income from foreign currency fluctuation	644,316,000.00	601,074,000.00
004	Government grants	0.00	0.00
006	**TOTAL**	**644,316,000.00**	**601,074,000.00**

Locked: 24.04.2022 - 20:28:19
Run on: 24.04.2022 - 20:31:17 Version: 0

UNCHAHAR SUPER THERMAL POWER STATION

NOTE NO. 36 TO THE FS--REGULATORY DEFERRAL ACCOUNT CREDIT BALANCES **(Amount in ₹)**

	As at	31.03.2022	31.03.2021
001	Regulatory deferral account credit balances	0.00	0.00
002	Exchange Differences	0.00	0.00
003		0.00	0.00
004	**Total**	**0.00**	**0.00**

Locked: 24.04.2022 - 20:28:16
Run on: 24.04.2022 - 20:31:19 Version: 0

Addl. General Manager (Commercial)
NTPC LIMITED

UNCHAHAR SUPER THERMAL POWER STATION

NOTE NO. 37 TO THE FS--REVENUE FROM OPERATIONS **(Amount in ₹)**

	For the Year ended	31.03.2022	31.03.2021
001	**REVENUE FROM OPERATIONS**	**0.00**	**0.00**
002	**Sales**	**0.00**	**0.00**
003	Energy Sales (including Electricity Duty)	39,285,652,489.94	34,634,278,534.75
004	Less : Advance against depreciation deferred (net)	0.00	0.00
005	Add: Revenue recognized out of advance against depreciation	0.00	0.00
006	Add : Exchange fluctuation receivable from customers	-13,828,000.00	-26,808,000.00
007	Sale of energy through trading	0.00	0.00
008	Commission (NVVN)	0.00	0.00
009	**Sub total**	**39,271,824,489.94**	**34,607,470,534.75**
010	Less: Rebate to customers	169,467,973.03	615,815,457.27
011	**Energy Sales (Total)**	**39,102,356,516.91**	**33,991,655,077.48**
012	Consultancy, project management and supervision fees	0.00	0.00
013	Lease rentals on assets on Operating lease	0.00	0.00
014	Sale of Captive Coal	0.00	0.00
015	Intra Company Elimination	0.00	0.00
017	**Sub-total**	**0.00**	**0.00**
018	**Total - Sales**	**39,102,356,516.91**	**33,991,655,077.48**
019	Sale of fly ash/ash products	146,837,429.57	132,824,169.52
020	Less: Transferred to fly ash utilisation reserve fund	-146,837,429.57	-132,824,169.52
021	**Sub-total**	**0.00**	**0.00**
022	**Other Operating Income**	**0.00**	**0.00**
023	Interest from customers	339,873,458.00	18,137,842.00
024	Energy Internally Consumed *	46,696,768.69	61,943,607.00
025	Interest income on Assets under finance lease	0.00	0.00
026	Recognized from deferred revenue - government grant	45,256.00	97,868.00
027	Provision written back- Tariff Adjustment	0.00	0.00
028	Income form Trading of ESCerts	0.00	0.00
029	Income from E-Mobility Business & others	0.00	0.00
030	Others	0.00	0.00
031	**Total**	**39,488,971,999.60**	**34,071,834,414.48**
040	* Valued at variable cost of generation and corresponding amount included in power charges (Note No. 42)	0.00	0.00
041	Excise duty on sale of flyash,cenospere & ash products	0.00	0.00
042	Energy sales of principal nature (NVVN)	0.00	0.00
043	Energy sales of agency nature (NVVN)	0.00	0.00

Locked: 24.04.2022 - 20:28:05
Run on: 24.04.2022 - 20:32:04 Version: 0

Addl. General Manager (Commercial)
NTPC LIMITED

UNCHAHAR SUPER THERMAL POWER STATION

NOTE NO. 38 TO THE FS--OTHER INCOME **(Amount in ₹)**

	For the Year ended	31.03.2022	31.03.2021
001	**OTHER INCOME**	**0.00**	**0.00**
002	**Interest from**	**0.00**	**0.00**
004	**Financial assets at amortised cost**	**0.00**	**0.00**
005	Government Securities (8.5% Tax Free Bonds issued by the State Goverments)	0.00	0.00
006	Other Bonds	0.00	0.00
007		0.00	0.00
008	Interest from Government of India Securties-Non-Trade	0.00	0.00
009	Less: Amortziation of premium	0.00	0.00
010	**Sub Total**	**0.00**	**0.00**
011	Interest from others	0.00	0.00
012	Loan to State Government in settlement of dues from customers	0.00	0.00
013	Loan to Subsidiary Companies	0.00	0.00
014	Loan to Employees	14,765,212.76	15,475,481.27
015	Deposit with banks	0.00	0.00
016	Foreign Banks	0.00	0.00
017	Interest from Contractors	0.00	0.00
018	Interest from Income Tax Refunds	0.00	0.00
019	Less : Refundable to Customers	0.00	0.00
020	**Sub Total**	**0.00**	**0.00**
021	Deposits with banks-flyash utilisation reserve fund	0.00	0.00
022	Less: transferred to flyash utilisation reserve fund	0.00	0.00
023	**Sub Total**	**0.00**	**0.00**
024	Deposits with banks- DDUGJY funds	0.00	0.00
025	Interest from Contractors- DDUGJY funds	0.00	0.00
026	Transfer to DDUGJY-Advance from customers	0.00	0.00
027	Sub-total	0.00	0.00
030	Others	0.00	0.06
031		0.00	0.00
032	**Dividend from**	**0.00**	**0.00**
033	**Longterm investments in**	**0.00**	**0.00**
034	Subsidiaries	0.00	0.00
035	Joint Ventures	0.00	0.00
036	Equity Instruments	0.00	0.00
037	**Current Investments in**	**0.00**	**0.00**
038	Mutual Funds measured at fairvalue through profit or loss	0.00	0.00
039	Current investments in mutual funds-flyash utilisation reserve fund	0.00	0.00
040	Less: transferred to flyash utilisation reserve fund	0.00	0.00
041	Lease Rent # Ash Brick Plant	0.00	0.00
042	Less: transferred to flyash utilisation reserve fund	0.00	0.00
043	Other non-operating income	0.00	0.00
044	Profit on disposal of PPE	0.00	23,220.00
045	Profit on redemption of GOI securities	0.00	0.00

Locked: 24.04.2022 - 20:28:05
Run on: 24.04.2022 - 20:32:05 Version: 0

Addl. General Manager (Commercial)
NTPC LIMITED

UNCHAHAR SUPER THERMAL POWER STATION

NOTE NO. 38 TO THE FS--OTHER INCOME **(Amount in ₹)**

	For the Year ended	31.03.2022	31.03.2021
046	Net gain on sale of investments	0.00	0.00
047	Surcharge received from customers	849,935,346.00	1,785,670,478.00
048	Hire charges for equipment	0.00	0.00
049	Gain on option contract / Discount on F.ExchContract	0.00	0.00
050	Provision written back-others	7,842.00	5,428,836.46
051	Fair value gains/(losses) on investments in mutual funds at fair value through profit or loss	0.00	0.00
052	Interest from Solar payment security account	0.00	0.00
053	Less : Transferred to SPSA fund	0.00	0.00
054	Interest on "Retention on A/c BG encashment (Solar)"	0.00	0.00
055	Less : Transferred to "Retention on A/c BG encashment (Solar)"	0.00	0.00
056	Miscellaneous Income	87,873,868.86	75,866,972.63
057	**Total**	**952,582,269.62**	**1,882,464,988.42**
058	Less:Transferred to Development of Coal Mines-Note 43A	0.00	0.00
059	Less:Transferred to Expenditure during Construction period (net)- Note 43	15,760.16	16,914.64
060	Less: Others	0.00	0.00
062	**Total**	**952,566,509.46**	**1,882,448,073.78**
063		0.00	0.00
064	**Details of Miscellaneous Income**	**0.00**	**0.00**
065	Vehicle Hire Charges.	98,000.00	130,000.00
066	Sale of by products & residuals	0.00	0.00
067	Township recoveries(excl. Hospital Recoveries).	13,137,417.73	14,483,977.99
068	Depreciation written back	0.00	0.00
069	Sale of Scrap.	58,206,229.63	35,519,237.34
070	Receipt under loss of profit policy.	0.00	0.00
071	Receipts under MBD/Fire Policy.	0.00	0.00
072	Management development programme.	0.00	0.00
073	Management Fee - Misc (NVVN)	0.00	0.00
074	Others	16,432,221.50	25,733,757.30
075		0.00	0.00
076	**Total (Miscellaneous Income)**	**87,873,868.86**	**75,866,972.63**
077		0.00	0.00
078	**Details of Provision written back others**	**0.00**	**0.00**
079	Doubtful debts	0.00	0.00
080	Doubtful Loans, Advances and Claims	0.00	0.00
081	Doubtful Construction Advances	0.00	0.00
082	Shortage in Construction Stores	0.00	0.00
083	Shortage in Stores	7,842.00	0.00
084	Obsolescence in Stores	0.00	5,125,647.00
085	Unserviceable capital works	0.00	0.00
086	Other Obligation including Arbitration	0.00	0.00
087	Shortage in Fixed Assets	0.00	303,189.46

Locked: 24.04.2022 - 20:28:05
Run on: 24.04.2022 - 20:32:05 Version: 0

Addl. General Manager (Commercial)
NTPC LIMITED

UNCHAHAR SUPER THERMAL POWER STATION

NOTE NO. 38 TO THE FS--OTHER INCOME **(Amount in ₹)**

	For the Year ended	31.03.2022	31.03.2021
088	Diminution in value of Investment	0.00	0.00

UNCHAHAR SUPER THERMAL POWER STATION

NOTE NO. 38A TO THE FS--FUEL COST **(Amount in ₹)**

	For the Year ended	31.03.2022	31.03.2021
001	**FUEL COST**	**0.00**	**0.00**
002	Coal	0.00	0.00
003	Captive	0.00	0.00
004	Other than captive	25,172,652,439.90	22,216,861,205.10
005	Gas	0.00	0.00
006	Naptha	0.00	0.00
007	Oil	562,076,264.68	239,151,696.72
008	Biomass Pellets	47,511,015.51	48,380,810.43
009	**Total**	**25,782,239,720.09**	**22,504,393,712.25**
010		0.00	0.00

Locked: 24.04.2022 - 20:28:07
Run on: 24.04.2022 - 20:32:08 Version: 0

UNCHAHAR SUPER THERMAL POWER STATION

NOTE NO. 39 TO THE FS--EMPLOYEE BENEFITS EXPENSE **(Amount in ₹)**

	For the Year ended	31.03.2022	31.03.2021
001	**EMPLOYEE BENEFITS EXPENSE**	**0.00**	**0.00**
002	Salaries and wages	1,633,194,616.72	1,629,200,166.10
003	Contribution to provident and other funds	223,599,884.52	215,872,918.24
004	Unwinding of deferred payroll expense	9,694,026.45	9,838,933.63
005	Staff welfare expenses	220,877,065.57	162,082,255.17
006	Less : Expenses transferred to Consultancy group	0.00	0.00
007		0.00	0.00
008	**Sub Total**	**2,087,365,593.26**	**2,016,994,273.14**
009	Less: Employee benefits expense allocated to fuel inventory	116,501,922.30	93,720,076.86
010	Less: Transferred/Allocated to development of coal mines	0.00	0.00
011	Less: Others	0.00	0.00
012	Less: Transferred to fly ash utilisation reserve fund	0.00	0.00
013	Less: Transferred to CSR Expenses	0.00	0.00
014	Reimbursements for employees on secondment	0.00	0.00
015	Less: Transferred to expenditure during construction period (net)- Note 43	3,161,244.46	3,930,426.46
016	**TOTAL**	**1,965,702,426.50**	**1,919,343,769.82**
017	**Managerial Remuneration paid/ payable to Directors included above (except for Directors fee which is included in Note 42)**	**0.00**	**0.00**
018	Salaries and wages	0.00	0.00
019	Contribution to provident and other funds	0.00	0.00
020	Staff welfare expenses	0.00	0.00
021	Directors fee	0.00	0.00
022		0.00	0.00
023		0.00	0.00

Locked: 24.04.2022 - 20:28:07
Run on: 24.04.2022 - 20:32:10 Version: 0

UNCHAHAR SUPER THERMAL POWER STATION

NOTE NO. 40 TO THE FS--FINANCE COSTS **(Amount in ₹)**

	For the Year ended	31.03.2022	31.03.2021
001	**FINANCE COSTS**	**0.00**	**0.00**
002	Finance charges on financial liabilities measured at amortised cost	0.00	0.00
003	Bonds	805,327,955.41	780,624,332.85
004	Government of India Loans	0.00	0.00
005	Foreign currency term loans	18,118,119.34	17,654,164.59
006	Rupee term loans	387,866,717.34	405,254,798.00
007	Public deposits	0.00	0.00
008	Foreign currency bonds/notes	254,762,845.27	270,526,587.76
009	Cash Credit	0.00	0.00
010	Unwinding of discount on account of vendor liabilities	4,985,745.05	1,227,129.27
011	Commercial Papers	0.00	0.00
012	**Sub Total**	**1,471,061,382.41**	**1,475,287,012.47**
013	Interest on non financial items	0.00	0.00
014	**Other Borrowing Costs**	**0.00**	**0.00**
015	Bonds servicing & public deposit exp.	855,187.66	893,572.29
016	Guarantee fee	0.00	0.00
017	Management fee	0.00	0.00
018	Committ charges/exposure premium	1,696,204.11	0.00
019	Bond issue expenses	0.00	0.00
020	Legal exp on foreign currency loans	0.00	0.00
021	Foreign currency bonds/notes exp.	0.00	0.00
022	Up-front fee	0.00	0.00
023	Insurance premium on foreign currency loans	0.00	0.00
024		0.00	0.00
025	Others	0.00	0.00
026	**Sub Total (Other Borrowing cost)**	**2,551,391.77**	**893,572.29**
027		0.00	0.00
028	**Exchange differences regarded as an adjustment to borrowing costs**	**-50,461,353.00**	**-1,794,591.57**
029	**Sub Total**	**1,423,151,421.18**	**1,474,385,993.19**
030	Less: Transferred to Expenditure during construction period (net) - Note 43	108,507,449.18	15,545,610.58
031	Less: Transferred to development of coal mines- Note 43A	0.00	0.00
032		0.00	0.00
033	**Total**	**1,314,643,972.00**	**1,458,840,382.61**

Locked: 24.04.2022 - 20:28:09
Run on: 24.04.2022 - 20:32:11 Version: 0

Addl. General Manager (Commercial)
NTPC LIMITED

UNCHAHAR SUPER THERMAL POWER STATION

NOTE NO. 41 TO THE FS--DEPRECIATION AND AMORTIZATION EXPENSES **(Amount in ₹)**

	For the Year ended	31.03.2022	31.03.2021
001	**Depreciation and amortization expenses**	**0.00**	**0.00**
002	On property, plant and equipment- Note 2	2,709,567,615.19	2,466,497,370.08
003	On intangible assets- Note 4	53,037.78	322,120.30
004	Sub-total	2,709,640,652.97	2,466,819,490.38
005	Less:	0.00	0.00
006	Allocated to fuel inventory	41,793,487.30	28,072,367.02
007	Transferred to Expenditure during Construction Period (net)- Note 43	0.00	0.00
008		0.00	0.00
009	Transferred/Allocated to development of coal mines	0.00	0.00
010	Adjustment with deferred revenue from deferred foreign currency fluctuation	61,975,000.00	62,310,000.00
011		0.00	0.00
012	**Total**	**2,605,872,165.67**	**2,376,437,123.36**

Locked: 24.04.2022 - 20:28:10
Run on: 24.04.2022 - 20:32:13 Version: 0

UNCHAHAR SUPER THERMAL POWER STATION

NOTE NO. 42 TO THE FS--OTHER EXPENSE **(Amount in ₹)**

	For the Year ended	31.03.2022	31.03.2021
001	**OTHER EXPENSES**	**0.00**	**0.00**
002	Power charges	46,696,768.69	65,710,583.00
003	Less: Recovered from contractors & employees	82,613,161.70	63,554,846.40
004	**Sub-Total(Power Charges)**	**-35,916,393.01**	**2,155,736.60**
005	Water charges	31,506,017.95	97,160,449.65
006	Stores consumed	44,343,270.43	19,787,193.53
007	Rent	0.00	0.00
008	Less:Recoveries	0.00	0.00
009	**Sub-Total (Rent)**	**0.00**	**0.00**
010	Cost of captive coal produced	0.00	15,119.00
011	**Repairs & maintenance**	**0.00**	**0.00**
012	Buildings	105,893,880.94	139,349,048.26
013	Plant & machinery	0.00	0.00
014	Power stations	1,128,847,294.23	1,017,632,503.19
015	Construction equipment	0.00	0.00
016	Others	77,146,493.41	54,927,365.41
017	**Sub-total (Repairs & maintenance)**	**1,311,887,668.58**	**1,211,908,916.86**
019	Load Dispatch Center Charges	13,322,226.00	13,007,612.00
021	Insurance	60,032,794.68	73,991,841.91
022	Interest to beneficiaries	15,079.00	124,342.00
023	Rates and taxes	4,264,623.79	5,094,544.59
024	Water cess & environment protection cess	1,567,181.00	0.00
025	Training & recruitment expenses	3,862,778.96	1,383,853.00
026	Less: Receipts	0.00	0.00
027	**Sub-total (Training and recruitment expenses)**	**3,862,778.96**	**1,383,853.00**
028	Communication expenses	18,967,811.03	19,523,639.22
029	Inland Travel	62,877,410.31	54,100,550.77
030	Foreign Travel	0.00	0.00
031	Tender expenses	0.00	0.00
032	Less: Receipt from sale of tenders	0.00	0.00
033	**Sub-total (Tender expenses)**	**0.00**	**0.00**
034	Payment to auditors	0.00	0.00
035	Audit fee	0.00	0.00
036	Tax audit fee	0.00	0.00
037	Other services	0.00	0.00
038	Reimbursement of expenses	0.00	0.00
039	**Sub-total (Payment to Auditors)**	**0.00**	**0.00**
040	Advertisement and publicity	67,944.00	351,745.00
041	Electricity duty	0.00	0.00
042	Security expenses	305,864,898.05	351,806,792.54
043	Entertainment expenses	17,904,990.09	20,582,400.85
044	Expenses for guest house	13,546,242.00	12,485,358.00
045	Less:Recoveries	2,920,989.50	0.00
046	**Sub-Total (Guest house expenses)**	**10,625,252.50**	**12,485,358.00**
047	Education expenses	8,190,346.00	12,288,341.00
049	Donations	0.00	0.00

Locked: 24.04.2022 - 20:28:10
Run on: 24.04.2022 - 20:32:14 Version: 0

Addl. General Manager (Commercial)
NTPC LIMITED

UNCHAHAR SUPER THERMAL POWER STATION

NOTE NO. 42 TO THE FS--OTHER EXPENSE **(Amount in ₹)**

	For the Year ended	31.03.2022	31.03.2021
050	Ash utilisation & marketing expenses	1,200,242,604.99	1,596,918,142.35
051	Directors sitting fee	0.00	0.00
053	Professional charges and consultancy fees	6,722,076.00	1,392,673.66
054	Legal expenses	7,561,335.00	7,124,934.00
055	EDP hire and other charges	8,905,051.96	5,418,182.10
056	Printing and stationery	393,145.96	573,072.00
057	Oil & gas exploration expenses	0.00	0.00
059	Hiring of vehicles	9,981,060.26	14,812,599.52
061	Reimbursement of L.C.charges on sales realisation	0.00	0.00
062		0.00	0.00
063	Cost of Hedging	0.00	21,467.00
064	Derivatives MTM loss/gain (Net)	0.00	0.00
065	Net loss/(gain) in foreign currency transactions & translations	-145,871,716.49	18,266,672.56
066	Transport Vehicle running expenses	5,983,320.80	4,812,238.08
067	Horticulture Expenses	12,136,456.11	12,152,642.65
068	Hire charges- helicopter/aircraft	0.00	0.00
069	Hire charges of construction equipment	0.00	0.00
070	Demurrage Charges	0.00	0.00
072		0.00	0.00
073	Miscellaneous expenses	14,159,900.70	8,546,550.23
074	Loss on disposal/write-off of PPE	15,794,859.96	27,050,646.85
075	**Sub-Total**	**2,995,391,994.61**	**3,592,858,477.52**
076	Less: Other expenses allocated to fuel inventory	298,884,692.40	230,289,382.21
077	Less: Transferred/Allocated to development of coal mines	0.00	0.00
078	Less: Transferred to fly ash utilisation reserve fund	163,894,229.51	148,006,944.85
079	Less: Hedging cost Net recoverable/payable from/to beneficiaries	0.00	0.00
080	Less: Others	0.00	0.00
081	Less: Transferred to CSR Expenses	4,773,235.00	11,175,236.49
082	Less:Transferred to Expenditure during Construction period(net)-Note 43	969,931.44	310,026.04
083	**Net (Generation, Administration and Other expenses)**	**2,526,869,906.26**	**3,203,076,887.93**
084	Corporate Social Responsibility Expenses	42,304,242.15	46,335,309.96
085	Less: Grants-in-aid	0.00	0.00
086	**Sub-total (Corporate Social Responsibility Expenses)**	**42,304,242.15**	**46,335,309.96**
087	**Provisions**	**0.00**	**0.00**
088	Doubtful Debts	0.00	0.00
089	Doubtful loans, advances and claims	0.00	0.00
090	Doubtful Construction Advances	0.00	0.00
091	Shortage in stores	553,974.09	17,975.56
092	Obsolete/Dimunition in the value of surplus stores	14,456,035.87	369,023.00
093	Shortage in construction stores	32,238.77	0.00
094	Dimunition in value of long term investments	0.00	0.00

Locked: 24.04.2022 - 20:28:10
Run on: 24.04.2022 - 20:32:14 Version: 0

Addl. General Manager (Commercial)
NTPC LIMITED

UNCHAHAR SUPER THERMAL POWER STATION

NOTE NO. 42 TO THE FS--OTHER EXPENSE **(Amount in ₹)**

	For the Year ended	31.03.2022	31.03.2021
095	Shortage in Fixed assets	448,717.49	0.00
096	Unfinished minimum work progress from oil & gas exploration	0.00	0.00
097	Unserviceable capital works	0.00	456,660.00
098	Tariff Adjustment	97,714,000.00	93,448,000.00
099	Others :	0.00	0.00
100	(i) Provision for arbitration cases	0.00	0.00
101	(ii) Other provisions	0.00	0.00
102	**Total (Provisions)**	**113,204,966.22**	**94,291,658.56**
103		0.00	0.00
104	**Total**	**2,682,379,114.63**	**3,343,703,856.45**
105		0.00	0.00
106	**Breakup of miscellaneous expenses.**	**0.00**	**0.00**
109	Hire charges of office equipment	0.00	0.00
111	Operating expenses of construction equipment	0.00	0.00
112	Operating expenses of D.G. sets	0.00	0.00
113	Furnishing expenses	629,583.80	87,170.11
114	Subscription to trade and other associations.	0.00	0.00
116	Visa and entry permit charges	0.00	0.00
117	Tree plantation exp.-NTPC Land	926,807.00	1,253,823.58
118	Research & development expenses	2,050.00	0.00
119	Less : Grants received for Research & develoment expenses.	0.00	0.00
120	Sub-total (Research & development expenses)	2,050.00	0.00
121	Bank charges	56,917.76	159,612.34
122	Business Development Expenditure	0.00	0.00
123	Surcharge (NVVN)	0.00	0.00
124	Power Trading Expenses	1,045,477.00	559,916.00
125	Brokerage & commission	2,292,010.00	208,154.00
129	Books and periodicals	83,679.00	84,401.00
130	Claims/advances written off	0.00	0.00
131	Stores written off	0.00	0.00
132	Survey &Investigation expenses written off	0.00	0.00
133	Others	9,123,376.14	6,193,473.20
134	**Total**	**14,159,900.70**	**8,546,550.23**
135		0.00	0.00
136		0.00	0.00
137		0.00	0.00

Addl. General Manager (Commercial)
एन टी पी सी लिमिटेड/NTPC LIMITED

UNCHAHAR SUPER THERMAL POWER STATION

NOTE NO. 43 TO THE FS--EXPENDITURE DURING CONSTRUCTION PERIOD (NET) **(Amount in ₹)**

	For the Year ended	31.03.2022	31.03.2021
001	**EXPENDITURE DURING CONSTRUCTION PERIOD (NET)**	**0.00**	**0.00**
002	A. Employee benefits expense	0.00	0.00
003	Salaries and wages	2,653,249.78	3,417,395.81
004	Contribution to provident and other funds	382,093.11	416,990.04
005	Unwinding of deffered payroll expenses	0.00	0.00
006	Staff welfare expenses	125,901.57	96,040.61
007	**Total (A)**	**3,161,244.46**	**3,930,426.46**
008	**B. Finance Costs**	**0.00**	**0.00**
009	Finance charges on financial liabilities measured at amortised cost	0.00	0.00
010	Bonds	71,237,445.17	0.00
011	Foreign currency term loans	7,252,404.50	2,525,486.21
012	Rupee term loans	24,257,375.00	12,796,439.00
013	Foreign currency bonds/notes	0.00	0.00
014	Unwinding of discount on account of vendor liabilities	0.00	0.00
015	Others	0.00	0.00
016		0.00	0.00
017	Other Borrowings Costs	0.00	0.00
018	Guarantee Commission	0.00	0.00
019	Management Fees/Arrangers Fees	0.00	0.00
020	Commitment charges/Exposure Premium	1,696,204.11	0.00
021	Legal Expenses on foreign currency loans	0.00	0.00
022	Foreign currency bonds/notes expenses	0.00	0.00
023	Foreign Credit Insurance Premium	0.00	0.00
024	Upfront Fee	0.00	0.00
025	Exchange Differences	0.00	0.00
026	Others	4,064,020.40	1,746,670.37
027	Exchange differences regarded as adjustment to interest cost	0.00	-1,522,985.00
028	**Total (B)**	**108,507,449.18**	**15,545,610.58**
029		0.00	0.00
030	C. Depreciation and amortisation	0.00	0.00
031	**D. Generation , administration and other expenses**	**0.00**	**0.00**
032	Power charges	0.00	0.00
033	Less: Recovered from contractors & employees	4,304.13	611.57
034	**Sub-total(Net power charges)**	**-4,304.13**	**-611.57**
035	Water charges	0.00	0.00
036	Rent	0.00	0.00
037	Repairs & maintenance	0.00	0.00
038	Buildings	-14,031.51	-8,387.61
039	Construction equipment	0.00	0.00
040	Others	0.00	0.00
041		0.00	0.00
042	Insurance	0.00	0.00

Locked: 24.04.2022 - 20:28:11
Run on: 24.04.2022 - 20:32:16 Version: 0

अपर महाप्रबंधक (वाणिज्यिक)
Addl. General Manager (Commercial)
एन टी पी सी लिमिटेड/NTPC LIMITED

UNCHAHAR SUPER THERMAL POWER STATION

NOTE NO. 43 TO THE FS--EXPENDITURE DURING CONSTRUCTION PERIOD (NET) **(Amount in ₹)**

	For the Year ended	31.03.2022	31.03.2021
043	Rates and taxes	0.00	0.00
044	Communication expenses	28,000.00	99,999.14
045	Travelling expenses	131,306.25	5,751.00
046	Tender expenses	0.00	0.00
047	Less: Income from sale of tenders	0.00	0.00
048	**Sub-total (Net tender expenses)**	**0.00**	**0.00**
049	Advertisement and publicity	0.00	0.00
050	Security expenses	0.00	0.00
051	Entertainment expenses	0.00	67,441.74
052	Guest house expenses	0.00	0.00
053	Less: Receipt from guest house	0.00	0.00
054	**Sub-total (Net Guest House Expenses)**	**0.00**	**0.00**
055	Education expenses	0.00	0.00
056	Brokerage & Commission	0.00	0.00
057	Books and periodicals	0.00	0.00
058	Community development expenses	0.00	0.00
059	Professional charges and consultancy fee	0.00	0.00
060	Legal expenses	0.00	0.00
061	EDP Hire and other charges	0.00	0.00
062	Printing and stationery	0.00	0.00
063	Miscellaneous expenses	828,960.83	145,833.34
064	**Total (D)**	**969,931.44**	**310,026.04**
065	**Total (A+B+C+D)**	**112,638,625.08**	**19,786,063.08**
066	**E. Less: Other Income**	**0.00**	**0.00**
067	Interest from	0.00	0.00
068	Indian banks	0.00	0.00
069	Foreign banks	0.00	0.00
070	Others	0.00	0.00
071	Contractors	0.00	0.00
072	Hire charges	0.00	0.00
073	Sale of scrap	0.00	0.00
074	Exchange Differences	0.00	0.00
075	Miscellaneous income	15,760.16	16,914.64
076	**TOTAL (E)**	**15,760.16**	**16,914.64**
077	F. Net actuarial gain/loss OCI	8,645.51	46,259.18
078		0.00	0.00
079	**GRAND TOTAL (A+B+C+D-E+F)**	**112,631,510.43**	**19,815,407.62**
080		0.00	0.00
081	*** Balance carried to Capital Work-in-progress - (Note 3)**	**112,631,510.43**	**19,815,407.62**

Locked: 24.04.2022 - 20:28:11
Run on: 24.04.2022 - 20:32:16 Version: 0

Addl. General Manager (Commercial)
NTPC LIMITED

UNCHAHAR SUPER THERMAL POWER STATION

NOTE NO. 43A TO THE FS--EDC- COAL MINING **(Amount in ₹)**

	For the Year ended	31.03.2022	31.03.2021
001	**EDC- Coal Mining**	**0.00**	**0.00**
002	A. Employee benefits expense	0.00	0.00
003	Salaries and wages	0.00	0.00
004	Contribution to provident and other funds	0.00	0.00
005	Unwinding of deffered payroll expenses	0.00	0.00
006	Staff welfare expenses	0.00	0.00
007	**Total (A)**	**0.00**	**0.00**
008	**B. Finance Costs**	**0.00**	**0.00**
009	Finance charges on financial liabilities measured at amortised cost	0.00	0.00
010	Bonds	0.00	0.00
011	Foreign currency term loans	0.00	0.00
012	Rupee term loans	0.00	0.00
013	Foreign currency bonds/notes	0.00	0.00
014	Unwinding of discount on account of vendor liabilities	0.00	0.00
015	Others	0.00	0.00
016		0.00	0.00
017	Other Borrowings Costs	0.00	0.00
018	Guarantee Commission	0.00	0.00
019	Management Fees/Arrangers Fees	0.00	0.00
020	Commitment charges/Exposure Premium	0.00	0.00
021	Legal Expenses on foreign currency loans	0.00	0.00
022	Foreign currency bonds/notes expenses	0.00	0.00
023	Foreign Credit Insurance Premium	0.00	0.00
024	Upfront Fee	0.00	0.00
025	Exchange Differences	0.00	0.00
026	Others	0.00	0.00
027	Exchange differences regarded as adjustment to interest cost	0.00	0.00
028	**Total (B)**	**0.00**	**0.00**
029		0.00	0.00
030	C. Depreciation and amortisation	0.00	0.00
031	**D. Generation , administration and other expenses**	**0.00**	**0.00**
032	Power charges	0.00	0.00
033	Less: Recovered from contractors & employees	0.00	0.00
034	**Sub-total(Net power charges)**	**0.00**	**0.00**
035	Water charges	0.00	0.00
036	Rent	0.00	0.00
037	Repairs & maintenance	0.00	0.00
038	Buildings	0.00	0.00
039	Construction equipment	0.00	0.00
040	Others	0.00	0.00
041	Cost of Captive Coal	0.00	0.00
042	Insurance	0.00	0.00
043	Rates and taxes	0.00	0.00

Locked: 24.04.2022 - 20:28:12
Run on: 24.04.2022 - 20:32:18 Version: 0

UNCHAHAR SUPER THERMAL POWER STATION

NOTE NO. 43A TO THE FS--EDC- COAL MINING **(Amount in ₹)**

	For the Year ended	31.03.2022	31.03.2021
044	Communication expenses	0.00	0.00
045	Travelling expenses	0.00	0.00
046	Tender expenses	0.00	0.00
047	Less: Income from sale of tenders	0.00	0.00
048	**Sub-total (Net tender expenses)**	**0.00**	**0.00**
049	Advertisement and publicity	0.00	0.00
050	Security expenses	0.00	0.00
051	Entertainment expenses	0.00	0.00
052	Guest house expenses	0.00	0.00
053	Less: Receipt from guest house	0.00	0.00
054	**Sub-total (Net Guest House Expenses)**	**0.00**	**0.00**
055	Education expenses	0.00	0.00
056	Brokerage & Commission	0.00	0.00
057	Books and periodicals	0.00	0.00
058	Community development expenses	0.00	0.00
059	Professional charges and consultancy fee	0.00	0.00
060	Legal expenses	0.00	0.00
061	EDP Hire and other charges	0.00	0.00
062	Printing and stationery	0.00	0.00
063	Miscellaneous expenses	0.00	0.00
064	**Total (D)**	**0.00**	**0.00**
065	**Total (A+B+C+D)**	**0.00**	**0.00**
066	**E. Less: Other Income**	**0.00**	**0.00**
067	Interest from	0.00	0.00
068	Indian banks	0.00	0.00
069	Foreign banks	0.00	0.00
070	Others	0.00	0.00
071	Contractors	0.00	0.00
072	Hire charges	0.00	0.00
073	Sale of scrap	0.00	0.00
074	Exchange Differences	0.00	0.00
075	Miscellaneous income	0.00	0.00
076	**TOTAL (E)**	**0.00**	**0.00**
077	F. Net actuarial gain/loss OCI	0.00	0.00
078		0.00	0.00
079	**GRAND TOTAL (A+B+C+D-E+F)**	**0.00**	**0.00**
080		0.00	0.00
081	*** Balance carried to Capital Work-in-progress - (Note 3)**	**0.00**	**0.00**

अपर महाप्रबंधक (वाणिज्यिक)
Addl. General Manager (Commercial)
एन टी पी सी लिमिटेड/NTPC LIMITED

UNCHAHAR SUPER THERMAL POWER STATION

NOTE NO. 44-A TO THE FINANCIAL STATEMENTS **(Amount in ₹)**

	As at	31.03.2022	31.03.2021
001	Balance sheet	0.00	0.00
002	Freehold land for which conveyancing of the title is awaiting completion of legal formalities	0.00	0.00
003	(a) area (in acres)	0.00	0.00
004	(b) value (in rs)	0.00	0.00
005	Right-of-use land for which execution of lease deed is awaiting completion of legal formalities	0.00	0.00
006	(a) area (in acres)	0.00	0.00
007	(b) value (in rs)	0.00	0.00
008	Right-of-use land acquired on perpetual lease and accordingly not amortised	0.00	0.00
009	(a) area (in acres)	0.00	0.00
010	(b) value (in rs.)	0.00	0.00
011	Land in physical possesession of the company which has not been shown in the books pending settlement of price (in acres)	0.00	0.00
012	Deposit with government authorities towards land in possession of the company included in cost of land which is subject to adjus	0.00	0.00
013	**Land not in possession of the company**	**0.00**	**0.00**
014	(a) area (in acres)	0.00	0.00
015	-Freehold	0.00	0.00
016	-Right of Use	0.00	0.00
017	(b) value (in rs)	0.00	0.00
018	-Freehold	0.00	0.00
019	-Right of Use	0.00	0.00
020	Right-of-use buildings pending completion of legal fomalities - value (in rs.)	0.00	0.00
021	Estimated amount of contracts remaining to be executed on capital account and not provided for	0.00	0.00
022	Property, plant & equipment	7,452,040,947.15	6,370,552,468.00
023	Intangible assets	0.00	0.00
024	Details of precommissioning expenditure	0.00	0.00
025	(a) precommissioning expenses	0.00	0.00
026	(b) precommissioning income	0.00	0.00
027	(c) net precommissioning expenditure	0.00	0.00
028		0.00	0.00
029		0.00	0.00
030		0.00	0.00
031	Exchange rate variation taken to revenue during the year (with -ve sign, if favourable)	6,407,652.23	-233,845.44
045	Exchange rate variation capitalised during the year (with -ve sign, if favourable)	104,937,394.00	-105,861,105.00
064	Short Term Leases	0.00	0.00
065	A) Rent	0.00	0.00
066	Company lease accomodation - executives	339,822.00	48,545.69
067	Company lease accomodation - directors	0.00	0.00
068	Others	0.00	0.00

Locked: 24.04.2022 - 20:28:39
Run on: 24.04.2022 - 20:31:22 Version: 0

Addl. General Manager (Commercial)
NTPC LIMITED

UNCHAHAR SUPER THERMAL POWER STATION

NOTE NO. 44-A TO THE FINANCIAL STATEMENTS **(Amount in ₹)**

	As at	31.03.2022	31.03.2021
069	**Total**	**339,822.00**	**48,545.89**
101	Borrowing cost capitalised during the year	108,507,449.18	15,545,610.58
102	Revenue grants recognized during the year	0.00	0.00
103	Revenue expenditure on research and development	0.00	0.00
104	Capital expenditure on research and development.	0.00	0.00
105	Expenditure on sustainibility development - capital	1,565,665.00	0.00
106	Expenditure on csr- capital	0.00	0.00
107	Opening balance - CSR Liability	0.00	0.00
108	Paid/Adjusted during the Year out of Opening above	0.00	0.00
109	Amount yet to be paid against Cr Year CSR Exp	0.00	0.00
110	Closing Balance CSR- Liability (107-108+109)	0.00	0.00
111		0.00	0.00
112	Constn/acquisition of any asset	0.00	0.00
113	On purpose other than above	0.00	0.00
114		0.00	0.00
115	Disclosure under msmed act 2006.	0.00	0.00
116	(i) (a) the principal amount remaining unpaid as at year end	-290,147,699.56	-249,108,058.41
117	(i) (b) interest due there on remaining unpaid as at Year end	0.00	0.00
118	(ii) the amount of interest paid by the buyer in terms of section 16, along with the amounts of the payment made to the supplier	0.00	0.00
119	(iii) the amount of interest due and payable for the period of delay in making payment(which has been paid but beyond the appoin	0.00	0.00
120	(iv) the amount of interest accrued and remaining unpaid at the end of the year; and	0.00	0.00
121	(v) the amount of further interest remaining due and payable even in the succeeding years, until such date when the interest due	0.00	0.00
122	Amount of inventories recognized as an expense (including fuel)	26,431,039,013.52	23,173,996,242.77
123	Amount of inventories capitalised as overhauling assets out of 122 above	136,245,085.05	162,437,765.92
124	Amount capitalised as edc out of 122 above	0.00	0.00
133	Value of Imported Material Consumed during the Year	0.00	0.00
134		0.00	0.00
135	Contingent liabilities	0.00	0.00
136	A. Claims against the company not acknowledged as debts in respect of :	0.00	0.00
137	(i)Capital works	19,928,898.00	0.00
138	(ii)Land compensation cases	0.00	0.00
139	(iii)Others by state authorities towards:-	0.00	0.00
140	(a) Water royalty / water charges / nala tax	0.00	0.00
141	(b) Diversion of land / building permission fees	0.00	0.00

Addl. General Manager (Commercial)
एन टी पी सी लिमिटेड/NTPC LIMITED

UNCHAHAR SUPER THERMAL POWER STATION

NOTE NO. 44-A TO THE FINANCIAL STATEMENTS **(Amount in ₹)**

	As at	31.03.2022	31.03.2021
142	(c) Other demands by state authorities	6,329,000.00	6,329,000.00
143	(iv) Others by fuel companies	0.00	0.00
144	(a) Disputes related to grade slippage-third party sampling	2,236,938,454.00	1,876,667,663.00
145	(b) Surface transportation charges on coal	0.00	0.00
146	(c) Take or pay claim - Gas stations	0.00	0.00
147	(d) Other claims by fuel companies not acknowledged as debt	417,853,504.00	417,853,504.00
149	B.Disputed tax demands	0.00	0.00
150	(i) Income tax	0.00	0.00
151	(ii) Excise duty	0.00	0.00
152	(iii) Sales tax	10,610,477.00	10,265,776.00
153	(iv) Service tax	0.00	0.00
154	(v) Entry tax	6,142,435.00	5,941,887.00
155	C. Others	81,559,187.00	75,332,584.00
156	**Total**	**2,779,361,955.00**	**2,392,390,414.00**
157	D. Possible reimbursement on account of contingent liabilities	0.00	0.00
158	(i) Capital works	0.00	0.00
159	(ii)Land compensation cases	0.00	0.00
160	(iii)Others (by state authorities)	0.00	0.00
161		0.00	0.00
162	(iv) Others by fuel companies	2,654,791,958.00	2,294,521,167.00
163	(v) Disputed income tax demand	0.00	0.00
164	(vi) Disputed tax demands -others	0.00	0.00
165	(vii) Others	74,504,340.00	74,504,340.00
167	**Total**	**2,729,296,298.00**	**2,369,025,507.00**
168	E AMOUNT PAID UNDER PROTEST/ADJUSTED BY AUTHORITIES - TAX CASES	1,381,231.00	1,381,231.00
169	F CONTINGENT ASSETS	0.00	0.00
170	Intangible under development : less than 1 year	0.00	0.00
171	Intangible under development #: 1-2 year	0.00	0.00
227	Intangible under development #: 2-3 year	0.00	0.00
277	Intangible under development #: More than 3 years	0.00	0.00
278	**Capital-Work-in Progress (CWIP)**	**0.00**	**0.00**
279	Projects in progress	10,860,315,737.31	6,625,285,203.52
280	Projects temporarily suspended	0.00	0.00
281		0.00	0.00
282		0.00	0.00
283	**Projects in progress**	**0.00**	**0.00**
284	Less than 1 year	5,020,151,773.69	4,036,392,433.43
285	1-2 years	3,594,508,839.02	1,611,637,269.06
286	2-3 years	1,443,416,183.66	492,603,993.60
287	More than 3 years	802,238,940.94	484,651,507.43
288	**Sub Total (I)**	**10,860,315,737.31**	**6,625,285,203.52**
289		0.00	0.00

Addl. General Manager (Commercial)
एन टी पी सी लिमिटेड/NTPC LIMITED

NOTE NO. 44-A TO THE FINANCIAL STATEMENTS

(Amount in ₹)

	As at	31.03.2022	31.03.2021
290	**Projects temporarily suspended**	**0.00**	**0.00**
291	Less than 1 year	0.00	0.00
292	1-2 years	0.00	0.00
293	2-3 years	0.00	0.00
294	More than 3 years	0.00	0.00
295	**Sub Total (II)**	**0.00**	**0.00**
296		0.00	0.00
380	Previous year figures have been regrouped/rearranged wherever necessary.	0.00	0.00

Additional General Manager (Commercial)

UNCHAHAR SUPER THERMAL POWER STATION

NOTE NO. 44-B TO THE FS--RPD DISCLOSURE- TRANSACTIONS DURING THE PERIOD **(Amount in ₹)**

	For the Year ended	31.03.2022	31.03.2021
001	**1) Transactions during the year- subsidiaries**	**0.00**	**0.00**
002	Purchase of equipment, supply & erection services	0.00	0.00
003	Purchase of spares	0.00	0.00
004	Maintenance services	0.00	0.00
005	Contracts for works/services for services provided by the company	0.00	0.00
006	Deputation of employees	0.00	0.00
007	Sales of goods	0.00	0.00
008	Sales of property and other assets	0.00	0.00
009	**Sub-total**	**0.00**	**0.00**
010		0.00	0.00
011	Dvidend received	0.00	0.00
012	Equity contributions made	0.00	0.00
013	Share application money pending allotment	0.00	0.00
014	Loans granted	0.00	0.00
015	Interest on Loan	0.00	0.00
016	Guarantees received	0.00	0.00
017	Guarantees provided	0.00	0.00
018	**Sub-total**	**0.00**	**0.00**
019		0.00	0.00
020	**Transactions during the year- jvs**	**0.00**	**0.00**
021	Purchase of equipment, supply & erection services	94,057,461.64	0.00
022	Purchase of spares	6,938,285.69	19,647,385.90
023	Maintenance services	543,056,641.17	1,243,432,343.00
024	Contracts for works/services for services provided by the company	0.00	0.00
025	Deputation of employees	0.00	0.00
026	Sales of goods	0.00	0.00
027	Sales of property and other assets	0.00	0.00
028	**Sub-total**	**-644,052,388.50**	**-1,263,079,728.90**
029		0.00	0.00
030	Dividend received	0.00	0.00
031	Equity contributions made	0.00	0.00
032	Share application money pending allotment	0.00	0.00
033	Loans granted	0.00	0.00
034	Guarantees received	0.00	0.00
035	Guarantees provided	0.00	0.00
036	**Sub-total**	**0.00**	**0.00**
037	**Total**	**644,052,388.50**	**1,263,079,728.90**
038	**Transactions with post employment benefit plans**	**0.00**	**0.00**
039	Contributions made during the year	0.00	0.00
040	**Compensation to key management personnel**	**0.00**	**0.00**
041	Short term employee benefits	0.00	0.00
042	Post employment benefits	0.00	0.00
043	Other long term benefits	0.00	0.00
044	Termination benefits	0.00	0.00

Locked: 24.04.2022 - 20:28:38
Run on: 24.04.2022 - 20:32:20 Version: 0

Addl. General Manager (Commercial)
NTPC LIMITED

UNCHAHAR SUPER THERMAL POWER STATION

NOTE NO. 44-B TO THE FS--RPD DISCLOSURE- TRANSACTIONS DURING THE PERIOD **(Amount in ₹)**

	For the Year ended	31.03.2022	31.03.2021
045	Sitting Fee	0.00	0.00
046	Share based payments	0.00	0.00
047	**Sub-total**	**0.00**	**0.00**
048	**Transactions with the related parties under the control of the same government:**	**0.00**	**0.00**
049	Coal india ltd.. And its subsidiaries- purchase of coal	12,170,715,734.00	10,133,474,323.00
050	Singareni coalfields ltd- purchase of coal	200,262,156.00	0.00
051	**Bhel ltd.**	**0.00**	**0.00**
052	Purchase of equipment, supply & erection services	541,030.00	2,469,569.97
053	Purchase of spares	156,411,011.64	305,750,082.54
054	Maintenance services	123,606,433.48	125,468,538.69
055	**Sub-total**	**280,558,475.12**	**433,688,191.20**
056	Gail (i) ltd. Supply of natural gas	0.00	0.00
057	Iocl supply of oil products	622,537,061.44	407,500,013.93
058	Bpcl-supply of natural gas and oil	0.00	0.00
059	Sail-supply of steel and iron products	201,492,528.12	22,934,409.26
060	Other entities	0.00	0.00
061	Purchase of equipments & erection services	3,316,370.00	3,959,020.70
062	Purchase of spares	40,011,867.97	23,494,351.81
063	Maintenance services	28,025,271.63	41,348,758.77
064		0.00	0.00
065	**Total**	**13,546,919,464.28**	**11,066,399,068.67**
066	**Transaction with other**	**0.00**	**0.00**
067	**Transaction with ntpc education and research society and ntpc foundation**	**0.00**	**0.00**
068	- transactions during the year	0.00	0.00
069	ADDITIONAL TRANSACTIONS WITH RELATED PARTIES FOR PSU	0.00	0.00
070	Additional Transactions with GAIL	0.00	0.00
071	Additional Transactions with subsidiaries	0.00	0.00
072	Additional Transactions with joint ventures	0.00	0.00
073		0.00	0.00
074		0.00	0.00

Addl. General Manager (Commercial)
एन टी पी सी लिमिटेड/NTPC LIMITED

UNCHAHAR SUPER THERMAL POWER STATION

NOTE NO. 44-C TO THE FS--RPD DISCLOSURE- OUTSTANDING BALANCES **(Amount in ₹)**

	As at	31.03.2022	31.03.2021
001	**Outstanding balance**	**0.00**	**0.00**
002	**Amount recoverable towards loans**	**0.00**	**0.00**
003	- From Subsidiaries	0.00	0.00
004	- From JVC	0.00	0.00
005	- From KMP	0.00	0.00
006	- From Others	0.00	0.00
007	Sub-total	0.00	0.00
008	**Amount recoverable other than loan**	**0.00**	**0.00**
009	- from subsidiaries	0.00	0.00
010	- from joint ventures	602,482,656.00	0.00
011	- from key managerial personnel	0.00	0.00
012	- from post employment benfit plans	0.00	0.00
013	- from others	0.00	0.00
014	Sub-total	602,482,656.00	0.00
015	**Amount payable**	**0.00**	**0.00**
016	- from subsidiaries	128,851,986.00	0.00
017	- from joint ventures	72,046,187.00	472,775,889.90
018	- from key managerial personnel	0.00	0.00
019	- from post employment benfit plans	0.00	0.00
020	- from others	0.00	0.00
021	Sub-total	200,898,173.00	472,775,889.90
022		0.00	0.00

Locked: 24.04.2022 - 20:28:40
Run on: 24.04.2022 - 20:31:57 Version: 0

Additional General Manager (Commercial)
NTPC LIMITED

UNCHAHAR SUPER THERMAL POWER STATION

BALANCE SHEET **(Amount in ₹)**

	As at	Note	31.03.2023	31.03.2022
001	**ASSETS**		**0.00**	**0.00**
002			**0.00**	**0.00**
003	**NON-CURRENT ASSETS**		**0.00**	**0.00**
004	PROPERTY, PLANT & EQUIPMENT	2	34,659,028,214.40	32,582,652,240.10
005	CAPITAL-WORK-IN-PROGRESS	3	11,656,002,686.81	10,989,336,869.51
006	INVESTMENT PROPERTY		0.00	0.00
007	INTANGIBLE ASSETS	4	14,683.50	30,000.22
008	INTANGIBLE ASSETS UNDER DEVELOPMENT	5	0.00	0.00
009	**FINANCIAL ASSETS**		**0.00**	**0.00**
010	i) EQUITY INVESTMENTS IN SUBSIDIARIES AND JOINT VENTURES	6	0.00	0.00
011	ii) OTHER INVESTMENTS	7	0.00	0.00
012	iii) TRADE RECEIVABLES	8	0.00	0.00
013	IV) LOANS	9	79,491,470.33	96,094,036.83
014	V) OTHER FINANCIAL ASSETS	10	0.00	0.00
015	OTHER NON-CURRENT ASSETS	11	4,035,993,881.34	3,670,173,013.54
017	**TOTAL NON-CURRENT ASSETS**		**49,830,430,918.38**	**47,338,286,160.20**
018			**0.00**	**0.00**
019	**CURRENT ASSETS**		**0.00**	**0.00**
020	INVENTORIES	12	5,473,042,123.00	2,883,378,840.41
021	**FINANCIAL ASSETS**		**0.00**	**0.00**
022	I) OTHER INVESTMENTS	13	0.00	0.00
023	II) TRADE RECEIVABLES	14	0.00	0.00
024	III) CASH AND CASH EQUIVALENTS	15	48,181.00	48,181.00
025	IV) BANK BALANCES OTHER THAN CASH AND CASH EQUIVALENTS	16	0.00	0.00
026	V) LOANS	17	82,176,182.92	89,218,690.07
027	VI) OTHER FINANCIAL ASSETS	18	785,714,338.54	87,823,506.82
028	CURRENT TAX ASSETS (NET)		0.00	0.00
029			0.00	0.00
030	OTHER CURRENT ASSETS	19	5,873,817,606.46	5,754,126,063.81
031			0.00	0.00
032	**TOTAL CURRENT ASSEETS**		**12,294,798,433.00**	**6,774,595,181.71**
033	ASSETS CLASSIFIED AS HELD FOR SALE		2,579,269.82	2,650,654.82
036	REGULATORY DEFERRAL ACCOUNT DEBIT BALANCES	20	336,456,956.27	3,912,287,685.39
037	**TOTAL ASSETS**		**62,464,264,576.27**	**60,027,829,681.92**
038	**EQUITY AND LIABILITIES**		**0.00**	**0.00**
039	**EQUITY**		**0.00**	**0.00**
040	EQUITY SHARE CAPITAL	21	0.00	0.00
041	OTHER EQUITY	22	89,350,581,902.03	82,773,318,662.22
044	**TOTAL EQUITY**		**89,350,581,902.03**	**82,773,318,662.22**
045			0.00	0.00
046	**LIABILITIES**		**0.00**	**0.00**
047	**NON-CURRENT LIABILITIES**		**0.00**	**0.00**
048	**FINANCIAL LIABILITIES**		**0.00**	**0.00**
049	i) BORROWINGS	23	0.00	0.00

Locked: 26.04.2023 - 19:13:43
Run on: 26.04.2023 - 19:20:55 Version: 0

अपर महाप्रबंधक (वाणिज्यिक)
Addl. General Manager (Commercial)
एन टी पी सी लिमिटेड/NTPC LIMITED

UNCHAHAR SUPER THERMAL POWER STATION

BALANCE SHEET **(Amount in ₹)**

	As at	Note	31.03.2023	31.03.2022
050	II) LEASE LIABILITIES	23A	0.00	0.00
051	**III) TRADE PAYABLES**		**0.00**	**0.00**
052	- TOTAL OUTSTANDING DUES OF MICRO AND SMALL ENTERPRISES	24	1,007,780.61	3,722,853.39
053	- TOTAL OUTSTANDING DUES OF CREDITORS OTHER THAN MICRO AND SMALL ENTERPRISES	24	2,398,272.07	2,419,117.84
054	IV) OTHER FINANCIAL LIABILITIES	25	5,713,881.76	338,273.47
055	PROVISIONS	26	0.00	0.00
056	DEFERRED TAX LIABILITIES (NET)	27	0.00	0.00
057	OTHER NON-CURRENT LIABILITIES	28	0.00	95,584.00
058			**0.00**	**0.00**
059	**TOTAL NON-CURRENT LIABILITIES**		**9,119,344.44**	**6,571,828.70**
060			**0.00**	**0.00**
061	**CURRENT LIABILITIES**		**0.00**	**0.00**
062	**FINANCIAL LIABILITIES**		**0.00**	**0.00**
063	I) BORROWINGS	29	0.00	0.00
064	II) LEASE LIABILITIES	29A	0.00	0.00
065	**II) TRADE PAYABLES**		**0.00**	**0.00**
066	- TOTAL OUTSTANDING DUES OF MICRO AND SMALL ENTERPRISES	30	146,319,938.44	227,945,828.47
067	- TOTAL OUTSTANDING DUES OF CREDITORS OTHER THAN MICRO AND SMALL ENTERPRISES	30	5,338,695,468.68	4,830,907,648.76
068	III) OTHER FINANCIAL LIABILITIES	31	3,831,104,580.20	4,276,555,871.76
069	OTHER CURRENT LIABILITIES	32	131,902,224.97	133,128,331.67
070	PROVISIONS	33	15,557,861.40	36,630,070.10
071	CURRENT TAX LIABILITIES (NET)	34	0.00	0.00
072			**0.00**	**0.00**
073	**TOTAL CURRENT LIABILITIES**		**9,459,619,073.67**	**9,505,197,750.76**
074			**0.00**	**0.00**
077	DEFERRED REVENUE	35	858,970,000.00	644,316,000.00
078	REGULATORY DEFERRAL ACCOUNT CREDIT BALANCES	36	0.00	0.00
079	INTER UNIT ACCOUNTS		-37,214,016,743.87	-32,901,484,559.78
080			**0.00**	**0.00**
081	**TOTAL EQUITY AND LIABILITIES**		**62,464,294,576.27**	**60,027,829,681.92**
082	Significant Accounting Policies as per note 1	1	0.00	0.00
083			0.00	0.00
084	The Accompanying notes 1 to 44 form an integral part of these financial statements.		0.00	0.00
086			**0.00**	**0.00**

Shalab h Jain Digitally signed by Shalabh Jain Date: 2023.04.28 16:00:36 +05'30'
(Auditor Initial & Stamp)

NARENDER KUMAR CHATRATH Digitally signed by NARENDER KUMAR CHATRATH Date: 2023.04.27 09:41:16 +05'30'
(Head of Finance)

ABHAY KUMAR SAMAIYAR
(Head of Unit)

Locked: 26.04.2023 - 19:13:43
Run on: 26.04.2023 - 19:20:55 Version: 0

अपर महाप्रबंधक (वाणिज्यिक)
Addl. General Manager (Commercial)
एन टी पी सी लिमिटेड/NTPC LIMITED

UNCHAHAR SUPER THERMAL POWER STATION

STATEMENT OF PROFIT AND LOSS

(Amount in ₹)

	For the Year ended	Note	31.03.2023	31.03.2022
001	**Revenue**		**0.00**	**0.00**
002	Revenue from operations	37	55,771,732,520.00	39,509,520,999.60
003	Other income	38	400,724,589.23	952,566,509.46
005	**Total Income**		**56,172,457,109.23**	**40,462,087,509.06**
007	**Expenses**		**0.00**	**0.00**
008	Fuel including cost of captive coal	39A	30,667,591,444.09	25,782,239,720.09
009	Employee benefits expense	39	1,770,248,139.67	1,965,702,426.50
010	Electricity purchased for trading		0.00	0.00
011	Finance costs	40	1,378,885,899.48	1,185,622,839.80
012	Depreciation and amortization expenses	41	2,817,000,882.77	2,555,872,185.67
013			0.00	0.00
014	Other expenses	42	2,909,920,602.18	2,587,339,114.63
015	CC expenses charge to revenue		452,382,311.69	441,571,381.44
016	Less: Unit expenses transferred to CC		1,688,134.55	13,016,829.10
017	**Total expenses**		**45,995,441,445.23**	**34,656,328,828.03**
020	**Profit before exceptional items & tax**		**10,177,015,664.00**	**5,805,758,681.03**
021	Exceptional items		0.00	0.00
024	**Profit before tax**		**10,177,015,664.00**	**5,805,758,681.03**
027	**Tax expense:**		**0.00**	**0.00**
028	Current tax		0.00	0.00
031	Deferred tax		0.00	0.00
034			0.00	0.00
035	**Total Tax expense**		**0.00**	**0.00**
036	**Profit for the period before regulatory deferral account balances**		**10,177,015,664.00**	**5,805,758,681.03**
037	**Movement in regulatory deferral account balances**		**0.00**	**0.00**
038	Regulatory deferred account - deferred		0.00	0.00
039	Others		-3,575,841,730.12	94,604,083.40
040	Tax impact on Regulatory deferral account balances		0.00	0.00
041	**Movement in Regulatory deferrall account balances (Net of Tax)**		**-3,575,841,730.12**	**94,604,083.40**
042	**Profit for the period/ year**		**6,601,173,933.88**	**5,900,362,764.43**
055	**Other comprehensive income**		**0.00**	**0.00**
056	**(A) Items that will not be reclassified to profit or loss**		**0.00**	**0.00**
057	- Net gains/(losses) on fair value of equity instruments through other comprehensive income		0.00	0.00
058	Income tax on above that will not be reclassified to profit or loss		0.00	0.00
059	- Net actuarial gains/(losses) on defined benefit plans		-23,910,694.07	-11,830,767.92
060	Income tax on above that will not be reclassified to profit or loss		0.00	0.00
064			0.00	0.00
065	**Other comprehensive income for the year, net of income tax**		**-23,910,694.07**	**-11,830,767.92**
070			0.00	0.00
071			0.00	0.00
072	**Total Comprehensive Income for the year**		**6,577,263,239.81**	**5,888,531,996.51**

Locked: 26.04.2023 - 19:13:17
Run on: 26.04.2023 - 19:17:07 Version: 0

अपर महाप्रबंधक (वाणिज्यिक)
Addl. General Manager (Commercial)
एन टी पी सी लिमिटेड/NTPC LIMITED

UNCHAHAR SUPER THERMAL POWER STATION

STATEMENT OF PROFIT AND LOSS **(Amount in ₹)**

	For the Year ended	Note	31.03.2023	31.03.2022
086			0.00	0.00
087	**Earnings per equity share**		**0.00**	**0.00**
088	Basic & Diluted		0.00	0.00
089	Significant Accounting Policies		0.00	0.00
090			0.00	0.00
091	The accompanying notes 1 to 44 form an integral part of these financial statements.		0.00	0.00

Shalab h Jain Digitally signed by Shalabh Jain Date: 2023.04.28 10:00:55 +05'30'
(Auditor Initial & Stamp)

NARENDER KUMAR CHATRATH Digitally signed by NARENDER KUMAR CHATRATH Date: 2023.04.27 09:44:21 +05'30'
(Head of Finance)

ABHAY KUMAR SAMAIYAR
(Head of Unit)

Locked: 26.04.2023 - 19:13:17
Run on: 26.04.2023 - 19:17:07 Version: 0

अपर महाप्रबंधक (वाणिज्यिक)
Addl. General Manager (Commercial)
एन टी पी सी लिमिटेड/NTPC LIMITED

UNCHAHAR SUPER THERMAL POWER STATION

OTHER COMPREHENSIVE INCOME **(Amount in ₹)**

	For the Year ended	31.03.2023	31.03.2022
001		0.00	0.00
002	**Other comprehensive income**	**0.00**	**0.00**
003	**(A) Items that will not be reclassified to profit or loss**	**0.00**	**0.00**
004	- Net gains/(losses) on fair value of equity instruments through other comprehensive income	0.00	0.00
005	Income tax on above that will not be reclassified to profit or loss	0.00	0.00
006	- Net acturial gains/(losses) on defined benefit plans	-23,910,694.07	-11,830,767.92
007	Income tax on above that will not be reclassified to profit or loss	0.00	0.00
008		0.00	0.00
009	(B) Items that will be reclassified to profit or loss	0.00	0.00
010	Income tax relating to above items that will be reclassified to profit or loss	0.00	0.00
011		0.00	0.00
012	**Other comprehensive income for the year, net of income tax**	**-23,910,694.07**	**-11,830,767.92**
013		0.00	0.00
014	**Total comprehensive income for the year (A+B)**	**-23,910,694.07**	**-11,830,767.92**

Locked: 26.04.2023 - 19:13:16
Run on: 26.04.2023 - 19:17:02 Version: 0

Addl. General Manager (Commercial)
NTPC LIMITED

Note forming part of Balance Sheet
Note 2 : Property, Plant And Equipment
Business Area :1006

(Amount in Rupees)

Asset Class	Opening Gross Block As At 01.04.2022	Additions	Deductions/ Adjustments	Closing Gross Block As At 31.03.2023	Opening Depreciation As At 01.04.2022	Additions	Deductions/ Adjustments	Closing Depreciation As At 31.03.2023	Net Block As At 31.03.2023	Net Block As At 31.03.2022
1 TANGIBLE ASSETS	0.00	0.00	0.00	0.00	0.00	0.00	0.00	0.00	0.00	0.00
2 Land : (including development expenses)	0.00	0.00	0.00	0.00	0.00	0.00	0.00	0.00	0.00	0.00
3 Freehold	79359119.00	0.00	0.00	79359119.00	0.00	0.00	0.00	0.00	79359119.00	79359119.00
4 Right of Use	2533024.59	0.00	0.00	2533024.59	1064470.95	191679.33	0.00	1256350.28	1276674.31	1468553.64
5 Submergence	0.00	0.00	0.00	0.00	0.00	0.00	0.00	0.00	0.00	0.00
6 Right of use - Coal Bearing Area Land	0.00	0.00	0.00	0.00	0.00	0.00	0.00	0.00	0.00	0.00
7 Roads,bridges, culverts & helipads	75435137.50	8113503.00	0.00	83549640.50	30780140.01	3613806.85	0.00	34393946.86	49155693.64	44655997.49
8 Building :	0.00	0.00	0.00	0.00	0.00	0.00	0.00	0.00	0.00	0.00
a Freehold	0.00	0.00	0.00	0.00	0.00	0.00	0.00	0.00	0.00	0.00
b Main plant	2451595083.69	152217084.09	0.00	2603812167.78	584088128.36	109151373.85	0.00	693239502.21	1910572665.57	1867506955.33
c Others	1119615208.07	908016.49	0.00	1120523224.56	319109219.59	42464747.69	0.00	361573967.28	758949257.28	800505988.48
d Right of Use	0.00	0.00	0.00	0.00	0.00	0.00	0.00	0.00	0.00	0.00
e Temporary erection	0.00	0.00	0.00	0.00	0.00	0.00	0.00	0.00	0.00	0.00
14 Water Supply, drainage & sewerage system	178426074.53	1325219.50	0.00	179751294.03	65776992.23	7824466.68	0.00	73601458.91	106149835.12	112649082.30
15 Hydraulic works, barrages, dams, tunnels and power channel	0.00	0.00	0.00	0.00	0.00	0.00	0.00	0.00	0.00	0.00
16 MGR track and signalling system	1139101.10	0.00	0.00	1139101.10	538268.14	54910.55	0.00	593278.69	545822.41	600832.96
17 Railway siding	48303051.21	0.00	0.00	48303051.21	23129185.69	613109.96	0.00	23742295.65	24560755.56	25173865.52
18 Earth dam reservoir	0.00	0.00	0.00	0.00	0.00	0.00	0.00	0.00	0.00	0.00
19 Plant and machinery(including associated civil works) Owned Asset	43116359655.06	4535707369.63	(221946694.07)	47433120330.63	13719544269.95	2752513540.69	(490090155.60)	15981967655.04	31451152675.59	29396815385.13

Note forming part of Balance Sheet
Note 2 : Property, Plant And Equipment
Business Area :1006

(Amount in Rupees)

Asset Class	Opening Gross Block As At 01.04.2022	Additions	Deductions/ Adjustments	Closing Gross Block As At 31.03.2023	Opening Depreciation As At 01.04.2022	Additions	Deductions/ Adjustments	Closing Depreciation As At 31.03.2023	Net Block As At 31.03.2023	Net Block As At 31.03.2022
20 Plant and machinery(including associated civil works) -Right of use Asset	0.00	0.00	0.00	0.00	0.00	0.00	0.00	0.00	0.00	0.00
21 Furniture and fixtures	122733086.58	3836518.00	31641.63	126401146.21	54228890.24	9424275.59	15878.68	63669044.51	62732101.70	68504196.34
22 Assets under 5 Km Scheme	0.00	0.00	0.00	0.00	0.00	0.00	0.00	0.00	0.00	0.00
23 Vehicles including speed boats / helicopter- O	1241328.03	0.00	(748501.28)	492826.75	819067.37	37031.88	(598606.27)	257492.98	235333.77	422260.66
24 Vehicles including speed boats-helicopter - L	0.00	0.00	0.00	0.00	0.00	0.00	0.00	0.00	0.00	0.00
25 Office equipment	99260409.44	10503045.00	(88617.14)	109674837.30	64045872.28	5689901.62	(40379.56)	69676394.34	39998442.96	35213537.16
26 HP, WP machines and satcom equipment	98119864.09	43385218.00	(11507525.05)	129997557.04	82659249.32	13806423.76	(11507525.05)	84958148.03	45039409.01	15460644.77
27 Construction equipments	70136783.86	3011000.00	(400444.35)	72747339.51	32233754.31	3886372.96	(182000.95)	35940126.32	36807213.19	37903029.55
28 Electrical Installations	111856864.67	3472000.00	0.00	115328864.67	41697762.77	12939266.59	0.00	54637049.36	60691815.31	70159101.90
29 Communication equipments	39948382.57	9164116.00	(16780.92)	49093717.65	22354168.98	3605974.38	(15055.40)	25945087.96	23148629.69	17594213.59
30 Hospital equipments	22662077.68	1030585.00	616000.00	24308662.68	14002601.40	1528920.99	125400.00	15656922.39	8651740.29	8659476.28
31 Laboratory and workshop equipments	0.00	0.00	0.00	0.00	0.00	0.00	0.00	0.00	0.00	0.00
32 Capital expenditure on assets not owned by the Company	0.00	0.00	0.00	0.00	0.00	0.00	0.00	0.00	0.00	0.00
33 Assets of Government	0.00	0.00	0.00	0.00	0.00	0.00	0.00	0.00	0.00	0.00

Note forming part of Balance Sheet
Note 2 : Property, Plant And Equipment
Business Area :1006

(Amount in Rupees)

Asset Class	Opening Gross Block As At 01.04.2022	Additions	Deductions/ Adjustments	Closing Gross Block As At 31.03.2023	Opening Depreciation As At 01.04.2022	Additions	Deductions/ Adjustments	Closing Depreciation As At 31.03.2023	Net Block As At 31.03.2023	Net Block As At 31.03.2022
34 Less:Grants from Government	0.00	0.00	0.00	0.00	0.00	0.00	0.00	0.00	0.00	0.00
35 Less: Recoverable from GOI	0.00	0.00	0.00	0.00	0.00	0.00	0.00	0.00	0.00	0.00
36 Assets for ash utilisation	181089.00	16577830.33	0.00	16758919.33	0.00	0.00	0.00	0.00	16758919.33	181089.00
37 (Less):-Adjusted from fly ash utilisation reserve fund	181089.00	16577830.33	0.00	16758919.33	0.00	0.00	0.00	0.00	16758919.33	181089.00
38 Mine Restoration Cost	0.00	0.00	0.00	0.00	0.00	0.00	0.00	0.00	0.00	0.00
39 Mining Properties	0.00	0.00	0.00	0.00	0.00	0.00	0.00	0.00	0.00	0.00
Grand Total (Tangible)	47638725281.69	4775473674.70	(234063021.18)	52180135935.21	15056973041.59	2967327123.37	(502292444.15)	17521107720.81	34659028214.40	32582652240.10
Grand Total Prev Year (Tangible)	46709027069.58	1208239230.94	(278541018.83)	47638725281.69	12705240099.04	2709587615.19	(358754663.65)	15056973041.59	32582652240.10	34003786979.53

650

Note forming part of Balance Sheet
Note 2 : Property, Plant And Equipment
Business Area :1006

(Amount in Rupees)

Details of Adjustments of Gross Block and Depreciation/Amortization				
Particulars	**Gross Block**		**Depreciation/Amortization**	
	Tangible As At: 31.03.2023	**Tangible As At: 31.03.2022**	**Tangible As At: 31.03.2023**	**Tangible As At: 31.03.2022**
Disposal of assets	(10835737.44)	0.00	(10835737.44)	0.00
Retirement of assets	(523039289.44)	(374182141.11)	(492281799.37)	(358606341.58)
Cost adjustments	298414563.01	95571957.51	0.00	0.00
Assets capitalised with retrospective effect / Write back of excess capitalisation	0.00	0.00	0.00	0.00
Depreciation on construction equipment capitalised as EDC	0.00	0.00	0.00	0.00
Prior Period Depreciation due to Assets capitalised with retrospective effect / Write back of excess capitalisation	0.00	0.00	0.00	0.00
Special Depreciation (As per New Policy)	0.00	0.00	0.00	0.00
Transfer in/out because of Inter Unit transfers	1392358.89	49164.77	820008.86	(148322.07)
Others	5083.80	0.00	5083.80	0.00
TOTAL	**(234063021.18)**	**(278541018.83)**	**(502292444.15)**	**(358754663.65)**

Note - Additions during the year includes capital expenditure towards CSR (in Rs.) : 0.00

651

Note forming part of Balance Sheet
Note 3: Capital-Work-in-Progress
Business Area: UNCHAHAR SUPER THERMAL POWER STATION

(Amount in Rupees)

Sl No	Asset Class	As At 01.04.2022	Addition	Deduction/ Adjustment	Capitalized	As At 31.03.2023
	1	2	3	4	5	6
1	CAPITAL WORK-IN-PROGRESS					
2	Development of land					
3	Roads, bridges, culverts & helipads	16660430.33	8555641.53		16577630.33	8639241.53
4	Piling and foundation					
5	Buildings :					
6	Main plant					
7	Others	203809734.24	110989038.80	(2233235.99)	1842554.30	310922082.75
8	Temporary erection					
9	Water supply, drainage and sewerage system	114666962.73	28656983.62			143325946.35
10	Hydraulic works, barrages, dams, tunnels and power channel					
11	MGR track and signalling system	25188255.00	158887564.39			184075819.39
12	Railway siding					
13	Earth dam reservoir					
14	Plant and equipment	10111490618.38	4456330377.00	(360445849.93)	4102118144.03	10105257001.42
15	Furniture and fixtures					
16	Vehicles					
17	Office equipment	4247848.36	497179.01	(0.36)	4247848.00	497179.01
18	EDP/WP machines & satcom equipment		6507394.00			6507394.00
19	Construction equipments					
20	Electrical installations	3601997.00	3766761.54	(39779.00)		7328979.54
21	Communication equipment					
22	Hospital equipments					
23	Laboratory and workshop equipments					
24	Assets under 5Km Scheme of the GOI					
25	Capital expenditure on assets not owned by the company					
26	Expenditure towards development of coal mines					
27	Survey,Investigation,Consultancy & Supervision Cha					
28	Difference in exchange on foreign currency loans					

652

Note forming part of Balance Sheet
Note 3: Capital-Work-in-Progress
Business Area: UNCHAHAR SUPER THERMAL POWER STATION

(Amount in Rupees)

Sl No	Asset Class	As At 01.04.2022	Addition	Deduction/ Adjustment	Capitalized	As At 31.03.2023
	1	2	3	4	5	6
29	Expenditure towards diversion of forest land					
30	Pre-commissioning expenses (net)					
31	ExpPendAlloca-oth ex attribut Project					
32	Expenditure During Construction Period (net)*		449074360.66	(152199644.35)		292874716.51
33	LESS : Allocated to related works		292874716.51			292874716.51
34	LESS : Provision for Unservicable works	456660.00		(456660.00)		
35	**Construction stores (At Cost)**					
36	Steel	49269752.61	30180463.63	(30288735.48)		49141480.76
37	Cement	4810716.90		(130156.75)		4680560.15
38	Others	456079452.70	48915747.52	(269340523.51)		235654676.71
	Sub-total	**510159922.24**	**79076211.15**	**(299759415.74)**		**289476717.65**
	LESS : Provision for shortages	32238.77		(3665.94)		28572.83
	Sub-total	**510127683.47**	**79076211.15**	**(299755749.80)**		**289448144.82**
	Total CWIP	**10989336869.51**	**5005469795.39**	**(814217599.43)**	**4124586376.66**	**11056002688.81**
	PREVIOUS YEAR TOTAL	**6625285203.52**	**5498141470.92**	**(345933508.44)**	**522050761.11**	**10989336869.51**

Note:- Additions during the year includes capital expenditure towards CSR (in Rs.) : 0.00

653

Note forming part of Balance Sheet
Note-4 Non Current Assets- Intangible Assets
Business Area :1006

(Amount in Rupees)

Asset Class	Opening Gross Block As At 01.04.2022	Additions	Deductions/ Adjustments	Closing Gross Block As At 31.03.2023	Opening Depreciation As At 01.04.2022	Additions	Deductions/ Adjustments	Closing Depreciation As At 31.03.2023	Net Block As At 31.03.2023	Net Block As At 31.03.2022
INTANGIBLE ASSETS	0.00	0.00	0.00	0.00	0.00	0.00	0.00	0.00	0.00	0.00
1 Right to Use- Land	0.00	0.00	0.00	0.00	0.00	0.00	0.00	0.00	0.00	0.00
2 -Others	0.00	0.00	0.00	0.00	0.00	0.00	0.00	0.00	0.00	0.00
3 -Software	5731097.82	20331.00	0.00	5751428.82	5701097.60	35647.72	0.00	5736745.32	14683.50	30000.22
Grand Total (Intangible)	5731097.82	20331.00	0.00	5751428.82	5701097.60	35647.72	0.00	5736745.32	14683.50	30000.22
Grand Total Prev Year (Intangible)	5731097.82	0.00	0.00	5731097.82	5648059.82	53037.78	0.00	5701097.60	30000.22	83038.00

654

Note forming part of Balance Sheet
Note-4 Non Current Assets- Intangible Assets
Business Area :1006

(Amount in Rupees)

Details of Adjustments of Gross Block and Depreciation/Amortization				
Particulars	**Gross Block**		**Depreciation/Amortization**	
	InTangible As At: 31.03.2023	**InTangible As At: 31.03.2022**	**InTangible As At: 31.03.2023**	**InTangible As At: 31.03.2022**
Disposal of assets	0.00	0.00	0.00	0.00
Retirement of assets	0.00	0.00	0.00	0.00
Cost adjustments	0.00	0.00	0.00	0.00
Assets capitalised with retrospective effect / Write back of excess capitalisation	0.00	0.00	0.00	0.00
Depreciation on construction equipment capitalised as EDC	0.00	0.00	0.00	0.00
Prior Period Depreciation due to Assets capitalised with retrospective effect / Write back of excess capitalisation	0.00	0.00	0.00	0.00
Special Depreciation (As per New Policy)	0.00	0.00	0.00	0.00
Transfer in/out because of Inter Unit transfers	0.00	0.00	0.00	0.00
Others	0.00	0.00	0.00	0.00
TOTAL	**0.00**	**0.00**	**0.00**	**0.00**

Note - Additions during the year includes capital expenditure towards CSR (in Rs.) : 0.00

655

Note forming part of Balance Sheet

(Amount in Rupees)

Note 5: Intangible Assets under Development

Business Area: UNCHAHAR SUPER THERMAL POWER STATION

Sl No	Asset Class	As At 01.04.2022	Addition	Deduction/ Adjustment	Capitalized	As At 31.03.2023
	1	2	3	4	5	6
1	INTANGIBLE ASSETS UNDER DEVELOPMENT					
2	Software					
3	Right to use Others					
4	Exploration and Evaluation Expenditure - Coal Mini					
5	Exploratory wells-in-progress					
6	**Less: Provision for exploratory wells-in-progress**					
7	**Total**					
8	**PREVIOUS YEAR TOTAL-I**					

Note: Additions during the year includes capital expenditure towards CSR (in Rs.) : 0.00

NOTE NO. 6 TO THE FS-NCA-EQUITY INVESTMENTS IN SUBSIDIARIES AND JOINT VENTURES (Amount in ₹)

	As at	No. of shares	Face value	31.03.2023	31.03.2022
001	**NON CURRENT INVESTMENTS-INVESTMENTS IN SUBSIDIARIES AND JOINT VENTURES**			**0.00**	**0.00**
012	**EQUITY INSTRUMENTS - UNQUOTED-(FULLY PAID UP UNLESS OTHERWISE STATED, AT COST)**			**0.00**	**0.00**
013	**SUBSIDIARY COMPANIES**			**0.00**	**0.00**
014	PATRATU VIDYUT UTPADAN NIGAM LTD.			0.00	0.00
015	NTPC ELECTRIC SUPPLY COMPANY LTD.			0.00	0.00
016	NTPC VIDYUT VYAPAR NIGAM LTD.			0.00	0.00
017	NABINAGAR POWER GENERATING COMPANY LTD.			0.00	0.00
018	KANTI BIJLEE UTPADAN NIGAM LTD.			0.00	0.00
019	BHARTIYA RAIL BIJLEE COMPANY LTD.			0.00	0.00
020	NTPC MINING LTD (NML)			0.00	0.00
021	THDC INDIA LTD.			0.00	0.00
022	NEEPCO LTD.			0.00	0.00
023	NTPC EDMC Waste Solutions Pvt Ltd			0.00	0.00
024	NTPC Renewables Energy Ltd			0.00	0.00
025	Ratnagiri Gas & Power Pvt. Limited (RGPPL)			0.00	0.00
026	NTPC Green Energy Limited			0.00	0.00
027	Green Valley Renewable Energy Limited			0.00	0.00
028				0.00	0.00
029				0.00	0.00
030	**SUB TOTAL**			**0.00**	**0.00**
055	**JOINT VENTURE COMPANIES**			**0.00**	**0.00**
056	Utility Powertech Ltd.			0.00	0.00
057	NTPC GE Power Services Pvt.Ltd.			0.00	0.00
058	NTPC-BHEL Power Company Ltd.			0.00	0.00
059	NTPC-Tamil Nadu Energy Company Ltd.			0.00	0.00

Locked: 26.04.2023 - 19:13:34
Run on: 26.04.2023 - 19:19:04 Version: 0

Addl. General Manager (Commercial)
NTPC LIMITED

NOTE NO. 6 TO THE FS-NCA-EQUITY INVESTMENTS IN SUBSIDIARIES AND JOINT VENTURES (Amount in ₹)

	As at	No. of shares	Face value	31.03.2023	31.03.2022
060	Ratnagiri Gas & Power Pvt. Limited (RGPPL)			0.00	0.00
061	ARAVALI POWER COMPANY PRIVATE LTD.			0.00	0.00
062	Jhabua Power Ltd.			0.00	0.00
063	NTPC BHEL POWER PROJECTS PRIVATE LTD.			0.00	0.00
064	MEJA URJA NIGAM PRIVATE LIMITED			0.00	0.00
065	BF-NTPC ENERGY SYSTEMS LTD.			0.00	0.00
066				0.00	0.00
067	NABINAGAR POWER GENERATING COMPANY LTD.			0.00	0.00
068	TRANSFORMER AND ELECTRICAL KERALA LTD.			0.00	0.00
069	NATIONAL HIGH POWER TEST LABORTORY PRIVATE LTD.			0.00	0.00
070				0.00	0.00
071	CIL NTPC URJA PRIVATE LTD.			0.00	0.00
072	ANUSHAKTI VIDHYUT NIGAM LTD.			0.00	0.00
073	ENERGY EFFICIENCY SERVICES LTD.			0.00	0.00
074				0.00	0.00
075	TRINCOMALEE POWER COMPANY LTD.			0.00	0.00
076	BANGLADESH-INDIA FRIENDSHIP POWER COMPANY (PVT.) LTD.			0.00	0.00
077	HINDUSTAN URVARAK & RASAYAN LIMITED			0.00	0.00
078	KONKAN LNG LTD			0.00	0.00
081	**SUB TOTAL**			**0.00**	**0.00**
109	AGGREGATE AMOUNT OF IMPAIRMENT IN THE VALUE OF INVESTMENTS			0.00	0.00
110	TOTAL (NET OF IMPAIRMENT) OF JV			0.00	0.00
111	**Gross Total of Investments**			**0.00**	**0.00**
134	**Total**			**0.00**	**0.00**
135	Details of Investments			0.00	0.00
136	Aggregate amount of Unquoted Investments			0.00	0.00

Locked: 26.04.2023 - 19:13:34
Run on: 26.04.2023 - 19:19:04 Version: 0

Addl. General Manager (Commercial)
NTPC LIMITED

NOTE NO. 6 TO THE FS-NCA-EQUITY INVESTMENTS IN SUBSIDIARIES AND JOINT VENTURES (Amount in ₹)

	As at	No. of shares	Face value	31.03.2023	31.03.2022
141				0.00	0.00
142				0.00	0.00
143				0.00	0.00
144				0.00	0.00
145				0.00	0.00
153	Valuation of investments as per Note 1			0.00	0.00
154				0.00	0.00
202				0.00	0.00
233				0.00	0.00

Locked: 26.04.2023 - 19:13:34
Run on: 26.04.2023 - 19:19:04 Version: 0

Addl. General Manager (Commercial)
एन टी पी सी लिमिटेड/NTPC LIMITED

NOTE NO. 7 TO THE FS-NCA-OTHER INVESTMENTS

(Amount in ₹)

	As at	No. of shares	Face value	31.03.2023	31.03.2022
001	Non-current financial assets (investments)			0.00	0.00
005	**Long Term - Trade**			**0.00**	**0.00**
007	**Equity Instruments (fully paid up-unless otherwise stated)**			**0.00**	**0.00**
008	**Quoted**			**0.00**	**0.00**
009	**JOINT VENTURE COMPANIES**			**0.00**	**0.00**
010	PTC India Ltd.			0.00	0.00
070	INTERNATIONAL COAL VENTURES PRIVATE LTD.			0.00	0.00
075	BF-NTPC ENERGY SYSTEMS LTD.			0.00	0.00
099	Jhabua Power Limited-8.5% Non convertible debentures - private placement			0.00	0.00
110	COOPERATIVE SOCIETIES			0.00	0.00
111				0.00	0.00
112	**SUB TOTAL**			**0.00**	**0.00**
113	AGGREGATE AMOUNT OF IMPAIRMENT IN THE VALUE OF INVESTMENTS			0.00	0.00
115	**TOTAL**			**0.00**	**0.00**
120				0.00	0.00
146	NTPC EMPLOYEES CONSUMERS AND THRIFT CO-OPERATIVE SOCIETY LTD. KORBA			0.00	0.00
147	NTPC EMPLOYEES CONSUMERS AND THRIFT COOPERATIVE SOCIETY LTD. RSTPP			0.00	0.00
148	NTPC EMPLOYEES CONSUMERS COOPERATIVE SOCIETY LTD. FARAKKA			0.00	0.00
149	NTPC EMPLOYEES CONSUMERS COOPERATIVE SOCIETY LTD. VINDHYACHAL			0.00	0.00
150	NTPC EMPLOYEES CONSUMERS COOPERATIVE SOCIETY LTD. ANTA			0.00	0.00
151	NTPC EMPLOYEES CONSUMERS COOPERATIVE SOCIETY LTD. KAWAS			0.00	0.00
152	NTPC Employees Consumers Cooperative Society Ltd. Kantha			0.00	0.00

Locked: 26.04.2023 - 19:13:35
Run on: 26.04.2023 - 19:19:38 Version: 0

Addl. General Manager (Commercial)
NTPC LIMITED

UNCHAHAR SUPER THERMAL POWER STATION

NOTE NO. 8 TO THE FS-NCA-TRADE RECEIVABLES **(Amount in ₹)**

	As at	31.03.2023	31.03.2022
001	Non-current financial assets - Trade receivables	0.00	0.00
002	UNSECURED, CONSIDERED GOOD	0.00	0.00
003	CREDIT IMPAIRED	0.00	0.00
004		0.00	0.00
006	**Total**	**0.00**	**0.00**

Locked: 26.04.2023 - 19:13:35
Run on: 26.04.2023 - 19:20:28 Version: 0

Addl. General Manager (Commercial)
NTPC LIMITED

UNCHAHAR SUPER THERMAL POWER STATION

NOTE NO. 9 TO THE FS-NCA-LOANS **(Amount in ₹)**

	As at	31.03.2023	31.03.2022
001	**LOANS (NON CURRENT)**	**0.00**	**0.00**
004	RELATED PARTIES	0.00	0.00
005	SECURED	0.00	0.00
006	UN-SECURED	0.00	0.00
007	WITH SIGNIFICANT INCREASE IN CREDIT RISK	0.00	0.00
008	CREDIT IMPAIRED	0.00	0.00
009		0.00	0.00
010	EMPLOYEES(INCLUDING ACCRUED INTEREST)	0.00	0.00
011	SECURED	67,290,192.70	66,580,069.21
012	UNSECURED	34,080,626.86	55,601,514.11
013	WITH SIGNIFICANT INCREASE IN CREDIT RISK	0.00	0.00
014	CREDIT IMPAIRED	0.00	0.00
015	LESS : EMPLOYEE LOANS DISCOUNTING	0.00	0.00
016	SECURED	16,550,733.94	18,516,209.60
017	UNSECURED	5,328,815.29	7,571,336.69
018	LOAN TO STATE GOVERNMENT IN SETTLEMENT OF DUES FROM CUSTOMERS (UNSECURED)	0.00	0.00
019	OTHERS	0.00	0.00
020	SECURED	0.00	0.00
021	UNSECURED	0.00	0.00
022	WITH SIGNIFICANT INCREASE IN CREDIT RISK	0.00	0.00
023	CREDIT IMPAIRED	0.00	0.00
024	LESS: ALLOWANCE FOR CREDIT IMPAIRED LOANS	0.00	0.00
026	**SUB TOTAL**	**79,491,470.33**	**96,094,036.63**
027		0.00	0.00
028	**TOTAL**	**79,491,470.33**	**96,094,036.63**
029		0.00	0.00
030		0.00	0.00
031	**Due from Directors and Officers of the Company**	**0.00**	**0.00**
032	Directors	0.00	0.00
033	Officers	0.00	0.00
034		**0.00**	**0.00**
035	**Loans to related parties include:**	**0.00**	**0.00**
036	i)Key management personel	0.00	0.00
037	ii)Subsidiary companies	0.00	0.00
038	iii)Joint Venture companies	0.00	0.00
039	iv)Others	0.00	0.00
040		**0.00**	**0.00**
055	Other loans represent loans given to	0.00	0.00
056	a) APIIC	0.00	0.00
061		0.00	0.00
062	RPD	0.00	0.00
063	i)Key management personel	0.00	0.00

Locked: 26.04.2023 - 19:13:35
Run on: 26.04.2023 - 19:20:42 Version: 0

Addl. General Manager (Commercial)
NTPC LIMITED

UNCHAHAR SUPER THERMAL POWER STATION

NOTE NO. 9 TO THE FS-NCA-LOANS **(Amount in ₹)**

	As at	31.03.2023	31.03.2022
064	ii)Subsidiary companies	0.00	0.00
065	iii)Joint Venture companies	0.00	0.00
066	iv)Others	0.00	0.00
067	**Total**	**0.00**	**0.00**

Locked: 26.04.2023 - 19:13:35
Run on: 26.04.2023 - 19:20:42 Version: 0

अपर महाप्रबंधक (वाणिज्यिक)
Addl. General Manager (Commercial)
एन टी पी सी लिमिटेड/NTPC LIMITED

UNCHAHAR SUPER THERMAL POWER STATION

NOTE NO. 10 TO THE FS-NCA-OTHER FINANCIAL ASSETS **(Amount in ₹)**

	As at	31.03.2023	31.03.2022
001	**Other Financial Assets (non current)**	**0.00**	**0.00**
002		0.00	0.00
003	**Share application money pending allotment in (Subsidiary Companies) :**	**0.00**	**0.00**
004	NTPC Electric Supply Company Ltd.	0.00	0.00
005	NTPC Vidyut Vyapar Nigam Ltd.	0.00	0.00
006	Nabinagar Power Generating Company Ltd.	0.00	0.00
007	Kanti Bijlee Utpadan Nigam Ltd.	0.00	0.00
008	Bhartiya Rail Bijlee Company Ltd.	0.00	0.00
009	Patratu Vidyut Utpadan Nigam Ltd.	0.00	0.00
010	NTPC Mining Limited	0.00	0.00
011	THDC Ltd.	0.00	0.00
012	NEEPCO Ltd	0.00	0.00
013		0.00	0.00
014	**Total**	**0.00**	**0.00**
015	**Share application money pending allotment (Joint Venture)**	**0.00**	**0.00**
016	Utility Powertech Ltd.	0.00	0.00
017	NTPC GE Power Services Pvt.Ltd.	0.00	0.00
018	NTPC-SAIL Power Company Ltd.	0.00	0.00
019	NTPC-Tamil Nadu Energy Company Ltd.	0.00	0.00
020	Ratnagiri Gas & Power Private Ltd	0.00	0.00
021	Aravali Power Company Private Ltd.	0.00	0.00
022		0.00	0.00
023	NTPC BHEL Power Projects Private Ltd.	0.00	0.00
024	Meja Urja Nigam Private Limited	0.00	0.00
025	BF-NTPC Energy Systems Ltd.	0.00	0.00
026	Anushakti Vidhyut Nigam Ltd.	0.00	0.00
027	Nabinagar Power Generating Company Ltd.	0.00	0.00
028	Energy Efficiency Services Ltd.	0.00	0.00
029	National High Power Test Labortory Private Ltd.	0.00	0.00
030		0.00	0.00
031	CIL NTPC Urja Private Ltd.	0.00	0.00
032	Trincomalee Power Company Ltd	0.00	0.00
033	Hindustan Urvarak & Rasayan Limited	0.00	0.00
034	Bangladesh-India Friendship Power Company Private Ltd.	0.00	0.00
035	**Sub Total**	**0.00**	**0.00**
036		0.00	0.00
037	Claims Recoverable	0.00	0.00
038	Finance Lease Recoverable	0.00	0.00
039	Mine Closure Deposit	0.00	0.00
040	Financial Deposit	0.00	0.00
041		0.00	0.00
042	**Total**	**0.00**	**0.00**

Locked: 26.04.2023 - 19:13:36
Run on: 26.04.2023 - 19:15:21 Version: 0

Addl. General Manager (Commercial)
NTPC LIMITED

(Amount in ₹)

	As at	31.03.2023	31.03.2022
010		0.00	0.00

UNCHAHAR SUPER THERMAL POWER STATION

NOTE NO. 11 TO THE FS-NCA-OTHER NON-CURRENT ASSETS **(Amount in ₹)**

	As at	31.03.2023	31.03.2022
001	**Other Non-current Assets**	**0.00**	**0.00**
002		**0.00**	**0.00**
003	**CAPITAL ADVANCES**	**0.00**	**0.00**
004	SECURED	0.00	0.00
005	Unsecured	0.00	0.00
006	COVERED BY BANK GUARANTEE	57,702,623.00	197,556,963.54
007	OTHERS	3,162,056,028.89	2,961,931,799.53
008	CONSIDERED DOUBTFUL	0.00	0.00
009	LESS: ALLOWANCE FOR BAD & DOUBTFUL ADVANCES	0.00	0.00
010	**Sub-Total**	**3,219,758,651.89**	**3,159,488,763.07**
011		0.00	0.00
012	Advances other than capital advances	0.00	0.00
013	SECURITY DEPOSITS	874,131.00	481,565.00
019	Advances to Related parties	0.00	0.00
022	**Advances to Contractors & Suppliers**	**0.00**	**0.00**
023	SECURED	0.00	0.00
024	UNSECURED	0.00	0.00
025	CONSIDERED DOUBTFUL	0.00	0.00
026	LESS: ALLOWANCE FOR BAD & DOUBTFUL ADVANCES	0.00	0.00
027	**Sub Total**	**874,131.00**	**481,565.00**
028	RECEIVABLE FROM MCP ESCROW A/C	0.00	0.00
029	Pre Paid expenses	0.00	0.00
039	ADVANCE TAX & TAX DEDUCTED AT SOURCE	4,084,996.79	3,047,592.57
040	LESS:- PROVISION FOR CURRENT TAX	0.00	0.00
041		0.00	0.00
042	**Sub Total**	**4,084,996.79**	**3,047,592.57**
043	DEFERRED PAYROLL EXPENSES (SECURED)	13,298,438.23	14,722,724.52
044	DEFERRED PAYROLL EXPENSES (UNSECURED)	3,780,643.43	5,429,368.38
045	**Sub Total**	**17,079,081.66**	**20,152,092.90**
046	DEFERRED FOREIGN CURRENCY FLUCTUATION ASSET	794,097,000.00	487,003,000.00
049		0.00	0.00
050	**Total**	**4,035,893,861.34**	**3,670,173,013.54**
051		0.00	0.00
052		0.00	0.00
062	Advances include amount due from the following Private Companies in which Directors of the Company are also Directors in such Companies	0.00	0.00
064		0.00	0.00
065	NTPC GE Power Services Pvt.Ltd.	0.00	0.00
066		0.00	0.00
067	Ratnagiri Gas & Power Private Ltd.	0.00	0.00
068	Aravali Power Company Private Ltd.	0.00	0.00
069	NTPC-SCCL Global Ventures Private Ltd.	0.00	0.00

Locked: 26.04.2023 - 19:13:36
Run on: 26.04.2023 - 19:15:34 Version: 0

Addl. General Manager (Commercial)
NTPC LIMITED

UNCHAHAR SUPER THERMAL POWER STATION

NOTE NO. 11 TO THE FS-NCA-OTHER NON-CURRENT ASSETS **(Amount in ₹)**

	As at	31.03.2023	31.03.2022
070	NTPC BHEL Power Projects Private Ltd.	0.00	0.00
071	Meja Urja Nigam Private Limited	0.00	0.00
072	Nabinagar Power Generating Company Ltd.	0.00	0.00
073	National High Power Test Labortory Private Ltd.	0.00	0.00
075	CIL NTPC Urja Private Ltd.	0.00	0.00
077		0.00	0.00
078	**Related Party (Adv)**	**0.00**	**0.00**
079	Key Management personel	0.00	0.00
080	Subsidiary companies	0.00	0.00
081	Joint Venture companies	0.00	0.00
082	Contractors	0.00	0.00
083	Others	0.00	0.00
085		0.00	0.00
086	**Total**	**0.00**	**0.00**

Locked: 26.04.2023 - 19:13:36
Run on: 26.04.2023 - 19:15:34 Version: 0

Addl. General Manager (Commercial)
एन टी पी सी लिमिटेड/NTPC LIMITED

UNCHAHAR SUPER THERMAL POWER STATION

NOTE NO. 12 TO THE FS-CA-INVENTORIES **(Amount in ₹)**

	As at	31.03.2023	31.03.2022
001	**INVENTORIES**	**0.00**	**0.00**
002		**0.00**	**0.00**
003	Coal	2,652,953,347.04	574,450,129.37
004	Fuel oil	113,282,922.47	98,774,456.23
005	Naphtha	0.00	0.00
006	Stores and spares	1,918,010,517.05	1,652,881,184.10
007	Chemicals & consumables	60,810,713.92	39,935,033.03
008	Loose tools	3,613,358.85	3,779,995.78
009	Steel Scrap	29,741,867.75	13,570,940.13
010	Others	736,182,160.41	518,626,593.22
011		0.00	0.00
012	**Sub Total**	**5,514,594,887.49**	**2,902,018,331.86**
013	Less: Provision for shortages	6,051.53	732,188.85
014	Less: Provision for obsolete/ unservicable/dimunition in value of surplus inventory	41,546,712.88	37,907,302.60
016		0.00	0.00
017	**Total**	**5,473,042,123.08**	**2,863,378,840.41**
018	**Inventories include material in transit**	**0.00**	**0.00**
019	Coal	77,758,884.00	166,299,805.70
020	Fuel oil	0.00	0.00
021	Naphtha	0.00	0.00
022	Stores and spares	4,340,004.24	5,781,557.27
023	Chemicals & consumables	6,359,124.51	2,544,698.16
024	Loose tools	0.00	0.00
025	Others	519,741.76	519,972.90
026		**0.00**	**0.00**
028	Inventory items other than steel scrap have been valued considering Note 1.	0.00	0.00

Locked: 26.04.2023 - 19:13:37
Run on: 26.04.2023 - 19:15:38 Version: 0

Addl. General Manager (Commercial)
NTPC LIMITED

NOTE NO. 13 TO THE FS-CA-OTHER INVESTMENTS

(Amount in ₹)

	As at	No. of shares	Face value	31.03.2023	31.03.2022
001	**CURRENT INVESTMENTS**			**0.00**	**0.00**
002	**(Valuation as per Note 1)**			**0.00**	**0.00**
003	Jhabua Power Limited-8.5% Non convertible debentures - private placement			0.00	0.00
033	Investment in Mutual Funds (Details as under)			0.00	0.00
034	SBI-Magnum Insta Cash Fund-DDR			0.00	0.00
035	SBI Premier Liquid Fund Super-IP-DDR			0.00	0.00
036	SBI-SHF Ultra Short Term Fund-IP-DDR			0.00	0.00
037	UTI Money Market- IP-Direct-Growth			0.00	0.00
038	IDBI-Liquid plan- Direct-Growth			0.00	0.00
039	Canara Robeco Liquid Fund Super-IP-DDR			0.00	0.00
040	Canara Robeco Treasury Advantage Fund Super-IP-DDR			0.00	0.00
041	IDBI Liquid Fund-DDR			0.00	0.00
042	SBI Premier Liquid fund-Direct DDR (Ash Fund)			0.00	0.00
043	UTI Liquid CashPlan - IP - DDR (Ash Funds)			0.00	0.00
044	IDBI Liquid Fund - DDR - (Ash Funds)			0.00	0.00
045	Baroda Liquid Fund - Direct - Growth			0.00	0.00
046				0.00	0.00
047	**Sub Total**			**0.00**	**0.00**
048				**0.00**	**0.00**
052	**Unquoted Investments**			**0.00**	**0.00**
054				0.00	0.00
065	**TOTAL**			**0.00**	**0.00**
067				0.00	0.00

Locked: 26.04.2023 - 19:13:36
Run on: 26.04.2023 - 19:15:43 Version: 0

Addl. General Manager (Commercial)
एन टी पी सी लिमिटेड/NTPC LIMITED

UNCHAHAR SUPER THERMAL POWER STATION

NOTE NO. 14 TO THE FS-CA-TRADE RECEIVABLES **(Amount in ₹)**

	As at	31.03.2023	31.03.2022
001	**TRADE RECEIVABLES (current)***	**0.00**	**0.00**
002		0.00	0.00
003	Secured,Considered Good	0.00	0.00
004	Unsecured , considered good	0.00	0.00
005	Credit impaired	0.00	0.00
006	Unbilled Revenue	0.00	0.00
007	**Sub-Total**	**0.00**	**0.00**
008	**Total**	**0.00**	**0.00**
009	Less: Allowance for credit impaired receivables	0.00	0.00
010	**Total**	**0.00**	**0.00**
012	Less: Discom Clearing	0.00	0.00
014		0.00	0.00
015	**Grand Total**	**0.00**	**0.00**
016	Other Unsecured	0.00	0.00
017	Long-term trade receivables	0.00	0.00
018	TCS Clearing	0.00	0.00
019	Discom Clearing	0.00	0.00
228	**Trade Receivable**	**0.00**	**0.00**
230	Not due	0.00	0.00
231	Due	0.00	0.00
232	(i) Undisputed Trade receivables # considered good	0.00	0.00
233	(ii) Undisputed Trade Receivables # which have significant increase in credit risk	0.00	0.00
234	(iii) Undisputed Trade Receivables # credit impaired	0.00	0.00
235	(iv) Disputed Trade Receivables#considered good	0.00	0.00
236	(v) Disputed Trade Receivables # which have significant increase in credit risk	0.00	0.00
237	(vi) Disputed Trade Receivables # credit impaired	0.00	0.00
238	Unbilled	0.00	0.00
239	**Total**	**0.00**	**0.00**
240		0.00	0.00
241	**(i) Undisputed Trade receivables # considered good**	**0.00**	**0.00**
242	Less than 6 months	0.00	0.00
243	6 months -1 year	0.00	0.00
244	1-2 years	0.00	0.00
245	2-3 years	0.00	0.00
246	More than 3 years	0.00	0.00
247	**Sub Total (I)**	**0.00**	**0.00**
248	**(ii) Undisputed Trade Receivables # which have significant increase in credit risk**	**0.00**	**0.00**
249	Less than 6 months	0.00	0.00
250	6 months -1 year	0.00	0.00
251	1-2 years	0.00	0.00
252	2-3 years	0.00	0.00

Locked: 26.04.2023 - 19:13:37
Run on: 26.04.2023 - 19:15:48 Version: 0

Addl. General Manager (Commercial)
NTPC LIMITED

NOTE NO. 14 TO THE FS-CA-TRADE RECEIVABLES **(Amount in ₹)**

	As at	31.03.2023	31.03.2022
253	More than 3 years	0.00	0.00
254	**Sub Total (II)**	**0.00**	**0.00**
255	**(iii) Undisputed Trade Receivables -credit impaired**	**0.00**	**0.00**
256	Less than 6 months	0.00	0.00
257	6 months -1 year	0.00	0.00
258	1-2 years	0.00	0.00
259	2-3 years	0.00	0.00
260	More than 3 years	0.00	0.00
261	**Sub Total (III)**	**0.00**	**0.00**
262		0.00	0.00
263	**(iv) Disputed Trade Receivables#considered good**	**0.00**	**0.00**
264	Less than 6 months	0.00	0.00
265	6 months -1 year	0.00	0.00
266	1-2 years	0.00	0.00
267	2-3 years	0.00	0.00
268	More than 3 years	0.00	0.00
269	**Sub Total (IV)**	**0.00**	**0.00**
270	**(v) Disputed Trade Receivables # which have significant increase in credit risk**	**0.00**	**0.00**
271	Less than 6 months	0.00	0.00
272	6 months -1 year	0.00	0.00
273	1-2 years	0.00	0.00
274	2-3 years	0.00	0.00
275	More than 3 years	0.00	0.00
276	**Sub Total (V)**	**0.00**	**0.00**
277	**(vi) Disputed Trade Receivables # credit impaired**	**0.00**	**0.00**
278	Less than 6 months	0.00	0.00
279	6 months -1 year	0.00	0.00
280	1-2 years	0.00	0.00
281	2-3 years	0.00	0.00
282	More than 3 years	0.00	0.00
283	**Sub Total (VI)**	**0.00**	**0.00**
284	**Total**	**0.00**	**0.00**

Locked: 26.04.2023 - 19:13:37
Run on: 26.04.2023 - 19:15:48 Version: 0

UNCHAHAR SUPER THERMAL POWER STATION

NOTE NO. 15 TO THE FS-CA-CASH AND CASH EQUIVALENTS **(Amount in ₹)**

	As at	31.03.2023	31.03.2022
001	**CASH & BANK BALANCES**	**0.00**	**0.00**
002	**Cash & Cash Equivalents**	**0.00**	**0.00**
003	Balances with Banks	0.00	0.00
004	Cheques & Drafts on hand	0.00	0.00
005	Cash on hand	0.00	0.00
006	Others (stamps in hand)	48,181.00	48,181.00
007	Bank deposits with original maturity upto three months	0.00	0.00
008	Balances with RBI	0.00	0.00
009		0.00	0.00
011	**Total**	**48,181.00**	**48,181.00**

Locked: 26.04.2023 - 19:13:38
Run on: 26.04.2023 - 19:15:53 Version: 0

Addl. General Manager (Commercial)
एन टी पी सी लिमिटेड/NTPC LIMITED

UNCHAHAR SUPER THERMAL POWER STATION

NOTE NO. 16 TO THE FS-CA-BANK BALANCES OTHER THAN CASH AND CASH EQUIVALENTS **(Amount in ₹)**

	As at	31.03.2023	31.03.2022
001	**Other Bank Balances**	**0.00**	**0.00**
002	Deposits with original maturity of more than three months but not more than twelve months	0.00	0.00
003	Earmarked balances with banks*	0.00	0.00
004	**SubTotal**	**0.00**	**0.00**
005	Interest accrued on deposits	0.00	0.00
006		0.00	0.00
008	**Total**	**0.00**	**0.00**
009		0.00	0.00
010	**Earmarked balances with banks consist of :**	**0.00**	**0.00**
011	Unpaid dividend account balance	0.00	0.00
012	Towards public deposit repayment reserve	0.00	0.00
013	Towards redemption of bonds due for repayment within one year	0.00	0.00
014	Security with Government/other authorities	0.00	0.00
015	Unpaid refund/interest account balance - Tax free bonds/ Bonus Debentures	0.00	0.00
016	Earmarked for RGGVY/DDUGJY/SAUBHAGYA Fund	0.00	0.00
017	Earmarked for Flyash Utilisation Reserve Fund	0.00	0.00
018	Deposits with original maturity upto three months as per court orders	0.00	0.00
019	Payment Security Scheme of MNRE NSM (NTPC)	0.00	0.00
020	Payment Security Scheme of MNRE NSM (NVVN)	0.00	0.00
021	Enforcement Directorate of Solar Plant(NVVN)	0.00	0.00
022	Bank guarantee Fund of MNRE (NVVN)	0.00	0.00
023	Others	0.00	0.00
024	Margin Money	0.00	0.00
025		0.00	0.00
026		0.00	0.00
027	**Sub-total**	**0.00**	**0.00**
031	**Total**	**0.00**	**0.00**
032		0.00	0.00
033	Bank deposits with original maturity of less than three months- other than earmarked	0.00	0.00
034	Bank deposits with original maturity of more than three months but not more than twelve months- other than earmarked	0.00	0.00
035	Earmarked bank balances (current account)	0.00	0.00

Locked: 26.04.2023 - 19:13:38
Run on: 26.04.2023 - 19:15:58 Version: 0

Addl. General Manager (Commercial)
NTPC LIMITED

UNCHAHAR SUPER THERMAL POWER STATION

NOTE NO. 17 TO THE FS-CA-LOANS **(Amount in ₹)**

	As at	31.03.2023	31.03.2022
001	**Current financial assets - Loans**	**0.00**	**0.00**
002	**Loans (current)-including interest accrued**	**0.00**	**0.00**
004	**Related Parties**	**0.00**	**0.00**
005	Secured	0.00	0.00
006	Un-Secured	0.00	0.00
007	With significant increase in Credit Risk	0.00	0.00
008	Credit impaired	0.00	0.00
009		**0.00**	**0.00**
010	**Employees**	**0.00**	**0.00**
011	Secured	14,134,952.79	15,799,750.46
012	Unsecured	48,041,230.13	53,418,939.61
013	With significant increase in Credit Risk	0.00	0.00
014	Credit impaired	0.00	0.00
015	Less : Employee Loans Discounting	0.00	0.00
016	**Loan to State Government in settlement of dues from customers (Unsecured)**	**0.00**	**0.00**
017		0.00	0.00
018	**Others**	**0.00**	**0.00**
019	Secured	0.00	0.00
020	Unsecured	0.00	0.00
021	With significant increase in Credit Risk	0.00	0.00
022	Credit impaired	0.00	0.00
023		**0.00**	**0.00**
024	Less: Allowance for credit impaired loans	0.00	0.00
026		0.00	0.00
027	**Total (Loans)**	**62,176,182.92**	**69,218,690.07**
028		**0.00**	**0.00**
029	**Due from Directors and Officers of the Company**	**0.00**	**0.00**
030	Directors	0.00	0.00
031	Officers	0.00	0.00
032		**0.00**	**0.00**
033	**Loans to related parties include:**	**0.00**	**0.00**
034	i)Key management personel	0.00	0.00
035	ii)Subsidiary companies	0.00	0.00
036	KBUNL	0.00	0.00
037	RGPPL	0.00	0.00
038	NVVN	0.00	0.00
039	iii)Joint Venture companies	0.00	0.00
040	iv)others	0.00	0.00
041		0.00	0.00
060	RPD	0.00	0.00
061	i)Key management personel	0.00	0.00
062	ii)Subsidiary companies	0.00	0.00
063	iii)Joint Venture companies	0.00	0.00
064	iv)Others	0.00	0.00
065		0.00	0.00

Locked: 26.04.2023 - 19:13:39
Run on: 26.04.2023 - 19:16:03 Version: 0

Addl. General Manager (Commercial)
NTPC LIMITED

NOTE NO. 17 TO THE FS-CA-LOANS **(Amount in ₹)**

	As at	31.03.2023	31.03.2022
066	**Total**	**0.00**	**0.00**

UNCHAHAR SUPER THERMAL POWER STATION

NOTE NO. 18 TO THE FS-CA-OTHER FINANCIAL ASSETS **(Amount in ₹)**

	As at	31.03.2023	31.03.2022
001	**Other Financial Assets (current)**	**0.00**	**0.00**
002		0.00	0.00
003	**ADVANCES**	**0.00**	**0.00**
004		**0.00**	**0.00**
005	**Related Parties**	**0.00**	**0.00**
006	Secured	0.00	0.00
007	Un-Secured	-85,246,276.80	-25,731,431.51
008	Considered doubtful	0.00	0.00
009		**0.00**	**0.00**
010	**Employees**	**0.00**	**0.00**
012	Unsecured	4,198,954.40	4,354,901.45
013	Considered Doubtful	0.00	0.00
014		**0.00**	**0.00**
020	**Others**	**0.00**	**0.00**
021	Secured	0.00	0.00
022	Unsecured	-1,071,258.00	-1,071,258.00
023	Considered Doubtful	0.00	0.00
024		**0.00**	**0.00**
025	Less: Allowance for bad & doubtful advances	0.00	0.00
026		**0.00**	**0.00**
033	**Total (Advances)**	**-82,118,580.40**	**-22,447,788.06**
044		**0.00**	**0.00**
045	**Claims Recoverable**	**0.00**	**0.00**
046	Secured	0.00	0.00
047	Unsecured, considered good	3,017,861.81	2,055,893.34
048	Considered Doubtful	0.00	0.00
049	Less:- Allowance for doubtful claims	0.00	0.00
050	Others-Claims Recoverable	0.00	0.00
051		**0.00**	**0.00**
052	Contract Asset- Revenue	837,480,099.18	79,870,222.18
053	Hedging cost recoverable from beneficiaries	0.00	0.00
054	Derivative MTM Asset	0.00	0.00
055	Finance Lease Receivable	0.00	0.00
056	Mine Closure Deposit	0.00	0.00
057	Financial Deposit	0.00	0.00
059	**Other Accrued Income**	**0.00**	**0.00**
060	Secured,Considered Good	0.00	0.00
061	Unsecured , considered good	27,334,958.95	28,345,178.96
062	Credit impaired	0.00	0.00
063		0.00	0.00
064	**Sub-Total**	**27,334,958.95**	**28,345,178.96**
065	Less: Allowance for credit impaired receivables	0.00	0.00
066	**Total**	**27,334,958.95**	**28,345,178.96**
067		0.00	0.00
068	Others*	0.00	0.00
070		0.00	0.00

Locked: 26.04.2023 - 19:13:39
Run on: 26.04.2023 - 19:16:08 Version: 0

Addl. General Manager (Commercial)
NTPC LIMITED

UNCHAHAR SUPER THERMAL POWER STATION

NOTE NO. 18 TO THE FS-CA-OTHER FINANCIAL ASSETS **(Amount in ₹)**

	As at	31.03.2023	31.03.2022
071	**Total**	**785,714,339.54**	**87,823,506.42**
072	* Other include amount recoverable from contractors and other parties towards hire charges, rent/electricity etc.	0.00	0.00
073	**Advances to related parties include:**	**0.00**	**0.00**
074	i)Key management personel	0.00	0.00
075		0.00	0.00
076	iii)Joint Venture companies	0.00	0.00
077		0.00	0.00
078	v)Others	0.00	0.00
079		**0.00**	**0.00**
080	Advances include amount due from the following Private Companies in which Directors of the Company are also Directors in such Companies	0.00	0.00
081	Related Party (Adv)- Employee	0.00	0.00
082	Related Party (Adv)- Subsidiaries	-85,246,276.80	-25,731,431.51
083	Related Party (Adv)- Joint Ventures	0.00	0.00
084		0.00	0.00
085	Related Party (Adv)- Others	0.00	0.00
086		0.00	0.00
099		0.00	0.00
100		0.00	0.00
101	**Total**	**-85,246,276.80**	**-25,731,431.51**

Locked: 26.04.2023 - 19:13:39
Run on: 26.04.2023 - 19:16:08 Version: 0

Addl. General Manager (Commercial)
NTPC LIMITED

UNCHAHAR SUPER THERMAL POWER STATION

NOTE NO. 19 TO THE FS-CA-OTHER CURRENT ASSETS **(Amount in ₹)**

	As at	31.03.2023	31.03.2022
001	**OTHER CURRENT ASSETS**	**0.00**	**0.00**
002	Security Deposits (Unsecured)	0.00	0.00
003	Deposit with Customs, port trust & others*	4,705,163.00	2,043,385.00
004	**ADVANCES**	**0.00**	**0.00**
005		**0.00**	**0.00**
006	**Related Parties**	**0.00**	**0.00**
007	Secured	0.00	0.00
008	Un-Secured	0.00	0.00
009	Considered doubtful	0.00	0.00
010		**0.00**	**0.00**
011	**Employees(including imprest)**	**0.00**	**0.00**
012	Secured	0.00	0.00
013	Unsecured	332,538.00	265,158.00
014	Considered Doubtful	0.00	0.00
015		**0.00**	**0.00**
016	**Contractors & Suppliers**	**0.00**	**0.00**
017	Secured	0.00	0.00
018	Unsecured	2,632,755,684.65	1,511,879,591.65
019	Considered Doubtful	0.00	0.00
020		0.00	0.00
021	**Others****	**0.00**	**0.00**
022	Secured	0.00	0.00
023	Unsecured	5,825,438.32	6,876,187.16
024	Considered Doubtful	0.00	0.00
025	Less: Allowance for bad & doubtful advances	0.00	0.00
026	Receivable from MCP Escrow A/c	0.00	0.00
027	Deferred Payroll Expenses (Secured)	1,793,970.03	2,135,155.52
028	Deferred Payroll Expenses (Unsecured)	2,610,613.62	3,246,940.00
029	**Sub-total**	**4,404,583.65**	**5,382,095.52**
030	**Interest accrued on :**	**0.00**	**0.00**
031	Advances to contractors	0.00	0.00
032		**0.00**	**0.00**
033	**Claims Recoverable**	**0.00**	**0.00**
034	Secured	0.00	0.00
035	Unsecured, considered good	3,324,090,307.85	4,225,231,292.29
036	Considered Doubtful	0.00	0.00
037	Less:- Allowance for doubtful claims	0.00	0.00
038		**0.00**	**0.00**
039	Deferred premium on forward exchange contract/ Option Assets	0.00	0.00
041		0.00	0.00
042	Others	1,703,890.99	2,448,254.19
043		0.00	0.00
045	**Total (Other Current Assets)**	**5,973,817,606.46**	**5,754,125,963.81**
046	**Include Prepaid Expenses	5,570,019.32	6,390,423.16
047	*Includes sales tax/Entry tax/VAT deposited under protest with Sales Tax Authorities	4,415,536.00	1,381,231.00

Locked: 26.04.2023 - 19:13:40
Run on: 26.04.2023 - 19:16:13 Version: 0

Addl. General Manager (Commercial)
NTPC LIMITED

UNCHAHAR SUPER THERMAL POWER STATION

NOTE NO. 19 TO THE FS-CA-OTHER CURRENT ASSETS **(Amount in ₹)**

	As at	31.03.2023	31.03.2022
048	*Includes deposited with courts	0.00	0.00
049	*Includes deposited with LIC for annuity payments	0.00	0.00
050	* Includes deposits with WRD / against BG in r/o finance lease	0.00	0.00
051	Other include amount recoverable from contractors and other parties towards hire charges, rent/electricity etc.	0.00	0.00
053	**Advances to related parties include:**	**0.00**	**0.00**
054	i)Key management personel	0.00	0.00
055	ii)Subsidiary companies	0.00	0.00
056	iii)Joint Venture companies	0.00	0.00
057	Contractors	0.00	0.00
058	Others	0.00	0.00
059		0.00	0.00
060	Advances include amount due from the following Private Companies in which Directors of the Company are also Directors in such Companies	0.00	0.00
061		**0.00**	**0.00**
062		0.00	0.00
063	Related Party (Adv)- Employee	0.00	0.00
064	Related Party (Adv)- Subsidiaries	0.00	0.00
065	Related Party (Adv)- Joint Venture	0.00	0.00
066		0.00	0.00
067		0.00	0.00
068	**Total**	**0.00**	**0.00**
069		0.00	0.00

Locked: 26.04.2023 - 19:13:40
Run on: 26.04.2023 - 19:16:13 Version: 0

Addl. General Manager (Commercial)
NTPC LIMITED

UNCHAHAR SUPER THERMAL POWER STATION

NOTE NO. 20 TO THE FS--REGULATORY DEFERRAL ACCOUNT DEBIT BALANCES **(Amount in ₹)**

	As at	31.03.2023	31.03.2022
001	On account of Exchange Differences	194,283,216.55	84,544,262.81
002	On account of employee benefit exp	142,172,738.68	213,267,397.68
003	Regulatory deferred account - deferred	0.00	0.00
004	Deferred asset for ash transportation	0.04	3,614,486,024.90
005	Deferred asset for Arbitration Award	0.00	0.00
008		0.00	0.00
009	**Total**	**336,455,955.27**	**3,912,297,685.39**

Locked: 26.04.2023 - 19:13:38
Run on: 26.04.2023 - 19:16:24 Version: 0

Addl. General Manager (Commercial)

UNCHAHAR SUPER THERMAL POWER STATION

NOTE NO. 21 TO THE FS-EQUITY-EQUITY SHARE CAPITAL **(Amount in ₹)**

	As at	31.03.2023	31.03.2022
001	**SHARE CAPITAL**	**0.00**	**0.00**
002	**Equity Share Capital**	**0.00**	**0.00**
003	**Authorised**	**0.00**	**0.00**
004	16,60,00,00,000 equity shares of Rs.10/- each (Previous year 10,000,000,000 equity shares of Rs.10/- each)	0.00	0.00
005	**Issued,Subscribed and fully Paid-up**	**0.00**	**0.00**
006	9,69,66,66,134 equity shares of Rs.10/- (Pv. Year 9,894,557,280 equity shares of Rs.10/- each)	0.00	0.00
007		**0.00**	**0.00**
008	**Total**	**0.00**	**0.00**
009	During FY 2018-19, the company has issued 1,649,092,880 equity shares of Rs.10/- each as fully paid bonus shares	0.00	0.00
010	The holders of the equity shares are entitled to receive dividends as declared from time to time, and are entitled to one vote per share at meetings of the company.	0.00	0.00
011	Details of shareholders holding more than 5% shares in the company	0.00	0.00
012	- President of India	0.00	0.00
013	No. of Shares	0.00	0.00
014	% of holding	0.00	0.00
015	- Life Insurance Corporation of India/ICICI Prudential Mutual Fund	0.00	0.00
016	No. of Shares	0.00	0.00
017	% of holding	0.00	0.00

Locked: 26.04.2023 - 19:13:31
Run on: 26.04.2023 - 19:16:30 Version: 0

Addl. General Manager (Commercial)
एन टी पी सी लिमिटेड/NTPC LIMITED

UNCHAHAR SUPER THERMAL POWER STATION

NOTE NO. 22 TO THE FS-EQUITY-OTHER EQUITY **(Amount in ₹)**

	As at	31.03.2023	31.03.2022
001	RESERVE AND SURPLUS	0.00	0.00
002		**0.00**	**0.00**
003	**Capital Reserve**	**0.00**	**0.00**
004	As per last financial statements	0.00	0.00
006	Add : Grants received during the year	0.00	0.00
007	Add: Transfer from Surplus	0.00	0.00
008	Less: Write back during the year/period	0.00	0.00
009	Less: Adjustments during the year/period	0.00	0.00
010	**SUB-TOTAL**	**0.00**	**0.00**
011		0.00	0.00
017		0.00	0.00
018	**SECURITIES PREMIUM ACCOUNT**	**0.00**	**0.00**
019	AS PER LAST FINANCIAL STATEMENTS	0.00	0.00
020	ADD: ADDITIONS DURING THE YEAR/PERIOD	0.00	0.00
021	LESS: ADJUSTMENTS DURING THE YEAR/PERIOD	0.00	0.00
022	**SUB-TOTAL**	**0.00**	**0.00**
023	**BONDS REDEMPTION RESERVE**	**0.00**	**0.00**
024	AS PER LAST FINANCIAL STATEMENTS	0.00	0.00
025	ADD: TRANSFER FROM SURPLUS	0.00	0.00
026	LESS: TRANSFER TO SURPLUS ON REDEMPTION	0.00	0.00
027	LESS: ADJUSTMENTS DURING THE YEAR/ PERIOD	0.00	0.00
028	**SUB-TOTAL**	**0.00**	**0.00**
029	**CAPITAL REDEMPTION RESERVE**	**0.00**	**0.00**
030	As per last financial statements	0.00	0.00
031	Add: Transfer from Surplus	0.00	0.00
032	Less: Transfer to surplus on redemption	0.00	0.00
033	Less: Adjustments during the year/ period	0.00	0.00
034	**Sub-Total**	**0.00**	**0.00**
035	**Share Application money pending Allotment**	**0.00**	**0.00**
036	As per last financial statements	0.00	0.00
037	Add: Addition during the year	0.00	0.00
038	Less: Utlised for allotment during the year	0.00	0.00
039	Less: Adjustments during the year/ period	0.00	0.00
040	**SUB-TOTAL**	**0.00**	**0.00**
046	**FLY-ASH UTILISATION RESERVE FUND**	**0.00**	**0.00**
047	AS PER LAST FINANCIAL STATEMENTS	0.00	0.00
048	TRANSFERRED TO CC	0.00	0.00
049	ADD:TRANSFER FROM REVENUE FROM OPERATIONS	171,793,388.10	146,837,429.57
050	ADD:TRANSFER FROM OTHER INCOME	0.00	0.00
051	LESS: UTILISED DURING THE YEAR	0.00	0.00
052	TANGIBLE ASSETS	0.00	0.00
053	EMPLOYEE BENEFIT EXPENSES	0.00	0.00
054	GENERATION,ADMN. AND OTHER EXPENSES	171,793,388.10	146,837,429.57

Locked: 26.04.2023 - 19:13:31
Run on: 26.04.2023 - 19:16:35 Version: 0

Addl. General Manager (Commercial)

UNCHAHAR SUPER THERMAL POWER STATION

NOTE NO. 22 TO THE FS-EQUITY-OTHER EQUITY **(Amount in ₹)**

	As at	31.03.2023	31.03.2022
055	TAX EXPENSES	0.00	0.00
056	**SUB-TOTAL**	**0.00**	**0.00**
057	Self Insurance Reserve	0.00	0.00
058	As per last financial statements	0.00	0.00
059	Add: Addition during the year	0.00	0.00
060	Less: Utlised for allotment during the year	0.00	0.00
061	Less: Adjustments during the year/ period	0.00	0.00
062	SUB-TOTAL	0.00	0.00
063	**SPECIAL ALLOWANCE RESERVE FUND**	**0.00**	**0.00**
064	AS PER LAST FINANCIAL STATEMENTS	0.00	0.00
065	ADD: ADDITION DURING THE YEAR	0.00	0.00
066	LESS: UTLISED FOR ALLOTMENT DURING THE YEAR	0.00	0.00
067	LESS: ADJUSTMENTS DURING THE YEAR/ PERIOD	0.00	0.00
068	**SUB-TOTAL**	**0.00**	**0.00**
069	**CORPORATE SOCIAL RESPONSIBILITY (CSR) RESERVE**	**0.00**	**0.00**
070	AS PER LAST FINANCIAL STATEMENTS	0.00	0.00
071	ADD : TRANSFER FROM SURPLUS	0.00	0.00
072	LESS:-WRITE BACK DURING THE YEAR	0.00	0.00
073	**SUB-TOTAL**	**0.00**	**0.00**
074	**GENERAL RESERVE**	**0.00**	**0.00**
075	AS PER LAST FINANCIAL STATEMENTS	0.00	0.00
076	ADD: TRANSFER FROM SURPLUS	0.00	0.00
077	LESS: TRANSFER TO SURPLUS	0.00	0.00
078	LESS: WRITE BACK DURING THE YEAR /PERIOD	0.00	0.00
079	LESS: ADJUSTMENTS DURING THE YEAR /PERIOD	0.00	0.00
080	**SUB-TOTAL**	**0.00**	**0.00**
081		**0.00**	**0.00**
082	**RETAINED EARNINGS**	**0.00**	**0.00**
083	AS PER LAST FINANCIAL STATEMENTS	83,021,038,322.66	77,120,675,558.23
084	ADD(LESS):-CHANGES IN ACCOUNTING POLICY / PRIOR PERIOD ERRORS	0.00	0.00
085	ADD(LESS):-PROFIT (LOSS) AFTER TAX FOR THE YEAR FROM STATEMENT OF PROFIT & LOSS	6,601,173,933.88	5,900,362,764.43
087	ADD: WRITE BACK FROM BOND REDEMPTION RESERVE	0.00	0.00
088	ADD: WRITE BACK FROM CAPITAL RESERVE	0.00	0.00
089	ADD: WRITE BACK FROM FOREIGN PROJECT RESERVE	0.00	0.00
090	ADD: WRITE BACK FROM CSR RESERVE	0.00	0.00
091	ADD: WRITE BACK FROM GENERAL RESERVE	0.00	0.00
093	LESS: TRANSFER TO BONDS REDEMPTION RESERVE	0.00	0.00

Locked: 26.04.2023 - 19:13:31
Run on: 26.04.2023 - 19:16:35 Version: 0

Addl. General Manager (Commercial)

UNCHAHAR SUPER THERMAL POWER STATION

NOTE NO. 22 TO THE FS-EQUITY-OTHER EQUITY **(Amount in ₹)**

	As at	31.03.2023	31.03.2022
094	LESS: TRANSFER TO SPECIAL ALLOWANCE RESERVE FUND	0.00	0.00
095	LESS: TRANSFER TO FOREIGN PROJECT RESERVE	0.00	0.00
096	LESS:TRANSFER TO CAPITAL RESERVE	0.00	0.00
097	LESS:TRANSFER TO CSR RESERVE	0.00	0.00
098	LESS:TRANSFER TO GENERAL RESERVE	0.00	0.00
099	LESS:INTERIM DIVIDEND PAID	0.00	0.00
100	LESS:TAX ON INTERIM DIVIDEND PAID	0.00	0.00
101	LESS:FINAL DIVIDEND PAID	0.00	0.00
102	LESS:TAX ON FINAL DIVIDEND PAID	0.00	0.00
103	LESS: ISSUE OF BONUS DEBENTURE	0.00	0.00
104	LESS: TAX ON ISSUE OF BONUS DEBENTURE	0.00	0.00
105	**SUB-TOTAL**	**89,622,212,256.54**	**83,021,038,322.66**
110		0.00	0.00
111	**REMEASUREMENT OF DEFINED BENEFIT PLANS**	**0.00**	**0.00**
112	AS PER LAST FINANCIAL STATEMENTS	-247,719,660.44	-235,888,892.52
113	ADD/(LESS):- ACTUARIAL GAINS/LOSS THROUGH OCI	-23,910,694.07	-11,830,767.92
114	**SUB-TOTAL**	**-271,630,354.51**	**-247,719,660.44**
115		0.00	0.00
116	**FVTOCI Reserve**	**0.00**	**0.00**
117	AS PER LAST FINANCIAL STATEMENTS	0.00	0.00
118	ADD(LESS):-NET GAIN/LOSS OF EQUITY INSTRUMENTS THROUGH OCI	0.00	0.00
119	**Sub-Total**	**0.00**	**0.00**
120		**0.00**	**0.00**
121	**Total Other equity**	**89,350,581,902.03**	**82,773,318,662.22**
122		0.00	0.00
123		0.00	0.00
124		0.00	0.00
125		0.00	0.00
126		0.00	0.00
127		0.00	0.00
128		0.00	0.00

Locked: 26.04.2023 - 19:13:31
Run on: 26.04.2023 - 19:16:35 Version: 0

Addl. General Manager (Commercial)
एन टी पी सी लिमिटेड/NTPC LIMITED

(Amount in ₹)

As at	31.03.2023	31.03.2022

UNCHAHAR SUPER THERMAL POWER STATION

NOTE NO. 23 TO THE FS-NCL-BORROWINGS **(Amount in ₹)**

	As at	31.03.2023	31.03.2022
001	**LONG TERM BORROWINGS**	**0.00**	**0.00**
002	**Bonds**	**0.00**	**0.00**
003	**Secured**	**0.00**	**0.00**
004	7.37 % Tax free secured non-cumulative non-convertible redeemable bonds-2015 of Rs. 1,000/- each redeemable at par in full on 5th October 2035 (Fifty Sixth Issue - Public Issue - Series 3A).	0.00	0.00
005	7.62 % Tax free secured non-cumulative non-convertible redeemable bonds-2015 of Rs. 1,000/- each redeemable at par in full on 5th October 2035 (Fifty Sixth Issue - Public Issue - Series 3 B).	0.00	0.00
006	8.61% Tax free secured non-cumulative non-convertible redeemable bonds of ₹ 10,00,000/- each redeemable at par in full on 4th March 2034 (Fifty First Issue C - Private Placement)	0.00	0.00
007	8.66% Tax free secured non-cumulative non-convertible redeemable bonds - 2013 of ₹ 1000/- each redeemable at par in full on 16th December 2033 (Fiftieth Issue - Public Issue - Series 3A)	0.00	0.00
008	8.91% Tax free secured non-cumulative non-convertible redeemable bonds - 2013 of ₹ 1000/- each redeemable at par in full on 16th December 2033 (Fiftieth Issue - Public Issue - Series 3B)	0.00	0.00
009	7.37% Secured non-cumulative non-convertible redeemable taxable bonds of Rs. 10,00,000/- each redeemable at par in full on 14th December 2031 (Sixty Sixth Issue - Private Placement)	0.00	0.00
010	7.49% Secured non-cumulative non-convertible redeemable taxable bonds of Rs. 10,00,000/- each redeemable at par in full on 7th November 2031 (Sixty Fourth Issue - Private Placement)	0.00	0.00
011	7.28 % Tax free secured non-cumulative non-convertible redeemable bonds-2015 of Rs. 1,000/- each redeemable at par in full on 5th October 2030 (Fifty Sixth Issue - Public Issue - Series	0.00	0.00

Locked: 26.04.2023 - 19:13:33
Run on: 26.04.2023 - 19:16:47 Version: 0

Addl. General Manager (Commercial)

NOTE NO. 23 TO THE FS-NCL-BORROWINGS (Amount in ₹)

	As at	31.03.2023	31.03.2022
	2A)		
012	7.53 % Tax free secured non-cumulative non-convertible redeemable bonds-2015 of Rs. 1,000/- each redeemable at par in full on 5th October 2030 (Fifty Sixth Issue - Public Issue - Series 2 B).	0.00	0.00
013	7.32% Secured non-cumulative non-convertible redeemable taxable bonds of Rs 10,00,000/- each redeemable at par in full on 17 July 2029 (Sixty Ninth Issue - Private Placement)	0.00	0.00
014	8.63% Tax free secured non-cumulative non-convertible redeemable bonds of ₹ 10,00,000/- each redeemable at par in full on 4th March 2029 (Fifty First Issue B - Private Placement)	0.00	0.00
015	8.30% Secured non-cumulative non-convertible redeemable taxable bonds of Rs 10,00,000/- each redeemable at par in full on 15 January 2029 (Sixty Seventh Issue - Private Placement)	0.00	0.00
016	8.48% Tax free secured non-cumulative non-convertible redeemable bonds - 2013 of ₹ 1000/- each redeemable at par in full on 16th December 2028 (Fiftieth Issue - Public Issue - Series 2A)	0.00	0.00
017	8.73% Tax free secured non-cumulative non-convertible redeemable bonds - 2013 of ₹ 1000/- each redeemable at par in full on 16th December 2028 (Fiftieth Issue - Public Issue - Series 2B)	0.00	0.00
018	7.47% Secured non-cumulative non-convertible redeemable taxable bonds of Rs. 10,00,000/- each redeemable at par in full on 16th September 2026 (Sixty Third Issue - Private Placement)	0.00	0.00
019	7.58% Secured non-cumulative non-convertible redeemable taxable bonds of Rs. 10,00,000/- each redeemable at par in	0.00	0.00

Locked: 26.04.2023 - 19:13:33
Run on: 26.04.2023 - 19:16:47 Version: 0

Addl. General Manager (Commercial)

	As at	31.03.2023	31.03.2022
	full on 23rd August 2026 (Sixty Second Issue - Private Placement)		
020	8.05% Secured non-cumulative non-convertible redeemable taxable bonds of Rs. 10,00,000/- each redeemable at par in full on 5th May 2026 (Sixtieth Issue - Private Placement)	0.00	0.00
021	8.19% Secured non-cumulative non-convertible redeemable taxable bonds of Rs. 10,00,000/- each redeemable at par in full on 15th December 2025 (Fifty Seventh Issue - Private Placement)	0.00	0.00
022	7.11 % Tax free secured non-cumulative non-convertible redeemable bonds-2015 of Rs. 1,000/- each redeemable at par in full on 5th October 2025 (Fifty Sixth Issue - Public Issue - Series 1A).	0.00	0.00
023	7.36 % Tax free secured non-cumulative non-convertible redeemable bonds-2015 of Rs. 1,000/- each redeemable at par in full on 5th October 2025 (Fifty Sixth Issue - Public Issue - Series 1 B).	0.00	0.00
024	7.15% Tax free secured non-cumulative non-convertible redeemable bonds - 2015 of Rs. 10,00,000/- each redeemable at par in full on 21st August 2025 (Fifty Fifth Issue - Private Placement)	0.00	0.00
025	9.17% Secured non-cumulative non-convertible redeemable taxable bonds of ₹ 10,00,000/- each redeemable at par in full on 22nd September 2024 (53rd Issue - private placement).	0.00	0.00
026	9.34% Secured non-cumulative non-convertible redeemable taxable bonds of ₹10,00,000/- each redeemable at par in full on 24th March 2024 (Fifty Second Issue - private placement)	0.00	0.00
027	8.19% Tax free secured non-cumulative non-convertible redeemable bonds - 2013 of ₹ 10,00,000/- each redeemable at	0.00	0.00

	As at	31.03.2023	31.03.2022
	par in full on 4th March 2024 (Fifty First Issue A - Private Placement)		
028	8.41% Tax free secured non-cumulative non-convertible redeemable bonds - 2013 of ₹ 1000/- each redeemable at par in full on 16th December 2023 (Fiftieth Issue - Public Issue - Series 1A)	0.00	0.00
029	8.66% Tax free secured non-cumulative non-convertible redeemable bonds - 2013 of ₹ 1000/- each redeemable at par in full on 16th December 2023 (Fiftieth Issue - Public Issue - Series 1B)	0.00	0.00
030	9.25% Secured non-cumulative non-convertible redeemable taxable bonds of ₹10,00,000/- each with five equal separately transferable redeemable principal parts (STRPP) redeemable at par at the end of 11th year and in annual installments thereafter upto the end of 15th year respectively commencing from 4th May 2023 and ending on 4th May 2027 (Forty fourth issue - private placement)VII	0.00	0.00
031	8.48% Secured non-cumulative non-nonvertible redeemable taxable bonds of ₹ 10,00,000/- each redeemable at par in full on 1st May 2023 (Seventeenth issue - private placement)I	0.00	0.00
032	8.80% Secured non-cumulative non-convertible redeemable taxable bonds of ₹10,00,000/- each redeemable at par in full on 4th April 2023 (Forty ninth issue -private placement	0.00	0.00
033	8.49% Secured non-cumulative non-convertible redeemable taxable fully paid-up bonus debentures of Rs. 12.50 each redeemable at par in three annual installments of Rs. 2.50, Rs. 5.00 and Rs. 5.00 at the end of 8th year, 9th year and 10th year on 25th March 2023, 25th March 2024 and 25th March 2025 respectively (Fifty Fourth Issue -Bonus Debentures)X - (refer Note 5 d)	0.00	0.00
034	8.73% Secured non-cumulative	0.00	0.00

	As at	31.03.2023	31.03.2022
	non-convertible redeemable taxable bonds of ₹ 10,00,000/- each redeemable at par in full on 07th March 2023 (Forty eighth issue - private placement)		
035	9.00% Secured non-cumulative non-convertible redeemable taxable bonds of ₹ 10,00,000/- each with five equal separately transferable redeemable principal parts (STRPP) redeemable at par at the end of 11th year and in annual installments thereafter upto the end of 15th year respectively commencing from 25th January 2023 and ending on 25th January 2027 (Forty second issue- private placement)III	0.00	0.00
036	8.84% Secured non-cumulative non-convertible redeemable taxable bonds of ₹10,00,000/- each redeemable at par in full on 4th October 2022 (Forty seventh issue- private placement)VII	0.00	0.00
037	7.93% Secured non-cumulative non-convertible redeemable taxable bonds of ` 10,00,000/- each redeemable at par in full on 03 May 2022 (68th Issue - Private Placement)	0.00	0.00
038	6.72% Secured non-cumulative non-convertible redeemable taxable bonds of Rs. 10,00,000/- each redeemable at par in full on 24th November 2021 (Sixty Fifth Issue - Private Placement)	0.00	0.00
039	8.10% Secured Non-Cumulative Non-Convertible Redeemable Taxable Bonds of Rs. 30,00,000/- each redeemable at par in three equal separately transferable redeemable principal parts (STRPP) at the end of 5th year, 10th year & 15th year on 27th May 2021, 27th May 2026 and 27th May 2031 respectively (Sixty First Issue- Private Placement)	0.00	0.00
040	8.33% Secured non-cumulative non-convertible redeemable taxable bonds of Rs.10,00,000/- each redeemable at par in full on 24th February 2021	0.00	0.00

	As at	31.03.2023	31.03.2022
	(Fifty Ninth Issue - Private Placement).		
042	8.93% Secured non-cumulative non-convertible redeemable taxable bonds of ₹ 10,00,000/- each redeemable at par in full on 19th January 2021 Thirty seventh issue - private placement)III	0.00	0.00
043	8.18% Secured non-cumulative non-convertible redeemable taxable bonds of Rs.10,00,000/- each redeemable at par in full on 31st December 2020 (Fifty Eight Issue - Private Placement).	0.00	0.00
044	8.73 % Secured non-cumulative non-convertible redeemable taxable bonds of ₹ 10,00,000/- each redeemable at par in full on 31st March 2020 (Thirty third issue- private placement)III	0.00	0.00
045	8.78 % Secured non-cumulative non-convertible redeemable taxable bonds of ₹ 10,00,000/- each redeemable at par in full on 9th March 2020 (Thirty first issue- private placement)III	0.00	0.00
046	11.25% Secured non-cumulative non-convertible redeemable taxable bonds of ₹ 10,00,000/- each redeemable at par in five equal annual installments commencing from 6th Nov 2019 and ending on 6th Nov 2023 (Twenty seventh issue - private placement)III	0.00	0.00
047	7.89% Secured non-cumulative non-convertible redeemable taxable bonds of ₹ 10,00,000/- each redeemable at par in full on 5th May 2019 (Thirtieth issue - private placement)III	0.00	0.00
048	8.65% Secured non-cumulative non-convertible redeemable taxable bonds of ₹10,00,000/- each redeemable at par in full on 4th February 2019 (Twenty ninth issue - private placement)III	0.00	0.00
049	7.50% Secured non-cumulative non-convertible redeemable taxable bonds of ₹ 10,00,000/- each redeemable at par in full	0.00	0.00

	As at	31.03.2023	31.03.2022
	on 12th January 2019 (Nineteenth issue - private placement)II		
050	11% Secured non-cumulative non-convertible redeemable taxable bonds of ₹ 10,00,000/- each redeemable at par in full on 21st November 2018 (Twenty eighth issue - private placement)III	0.00	0.00
051	9.3473% Secured non-cumulative non-convertible redeemable taxable bonds of ₹15,00,000/- each with fifteen equal separately transferable redeemable principal parts (STRPP) redeemable at par at the end of 6th year and in annual installments thereafter upto the end of 20th year respectively commencing from 20th July 2018 and ending on 20th July 2032 (Forty sixth issue - private placement)VII	0.00	0.00
052	9.4376% Secured non-cumulative non-convertible redeemable taxable bonds of ₹ 15,00,000/- each with fifteen equal separately transferable redeemable principal parts (STRPP) redeemable at par at the end of 6th year and in annual installments thereafter upto the end of 20th year respectively commencing from 16th May 2018 and ending on 16th May 2032 (Forty fifth issue - private placement)VII	0.00	0.00
053	8.00% Secured non-cumulative non-convertible redeemable taxable bonds of ₹ 10,00,000/- each redeemable at par in full on 10th April 2018 (Sixteenth issue -private placement)I	0.00	0.00
054	9.2573% Secured non-cumulative non-convertible redeemable taxable bonds of ₹ 15,00,000/- each with fifteen equal separately transferable redeemable principal parts (STRPP) redeemable at par at the end of 6th year and in annual installments thereafter upto the end of 20th year respectively commencing from 2nd March 2018 and ending on 2nd March 2032 (Forty third issue - private placement)III	0.00	0.00
055	9.6713% Secured non-cumulative non-convertible redeemable taxable bonds	0.00	0.00

	As at	31.03.2023	31.03.2022
	of ₹ 15,00,000/- each with fifteen equal separately transferable redeemable principal parts (STRPP) redeemable at par at the end of 6th year and in annual installments thereafter upto the end of 20th year respectively commencing from 23rd December 2017 and ending on 23rd December 2031 (Forty first issue – private placement)III		
056	9.558% Secured non-cumulative non-convertible redeemable taxable bonds of ₹ 15,00,000/- each with fifteen equal separately transferable redeemable principal parts (STRPP) redeemable at par at the end of 6th year and in annual installments thereafter upto the end of 20th year respectively commencing from 29th July 2017 and ending on 29th July 2031(Fourtieth issue-private placement)III	0.00	0.00
057	9.3896% Secured non-cumulative non-convertible redeemable taxable bonds of ₹ 15,00,000/- each with fifteen equal separately transferable redeemable principal parts (STRPP) redeemable at par at the end of 6th year and in annual installments thereafter upto the end of 20th year respectively commencing from 9th June 2017 and ending on 9th June 2031(Thirty ninth issue-private placement)III	0.00	0.00
058	9.17% Secured non-cumulative non-convertible redeemable taxable bonds of ₹ 15,00,000/- each with fifteen equal separately transferable redeemable principal parts (STRPP) redeemable at par at the end of 6th year and in annual installments thereafter upto the end of 20th year respectively commencing from 22nd March 2017 and ending on 22nd March 2031(Thirty eighth issue-private placement)III	0.00	0.00
059	8.8086% Secured non-cumulative non-convertible redeemable taxable bonds of ₹ 15,00,000/- each with fifteen equal separately transferable redeemable principal parts (STRPP) redeemable at par at the end of 6th	0.00	0.00

	As at	31.03.2023	31.03.2022
	year and in annual installments thereafter upto the end of 20th year respectively commencing from 15th December 2016 and ending on 15th December 2030 (Thirty sixth issue - private placement)III		
060	8.785% Secured non-cumulative non-convertible redeemable taxable bonds of ₹ 15,00,000/- each with fifteen equal separately transferable redeemable principal parts (STRPP) redeemable at par at the end of 6th year and in annual installments thereafter upto the end of 20th year respectively commencing from 15th September 2016 and ending on 15th September 2030 (Thirty fifth issue - private placement)III	0.00	0.00
061	8.71% Secured non-cumulative non-convertible redeemable taxable bonds of ₹ 15,00,000/- each with fifteen equal separately transferable redeemable principal parts (STRPP) redeemable at par at the end of 6th year and in annual installments thereafter upto the end of 20th year respectively commencing from 10th June 2016 and ending on 10th June 2030 (Thirty fourth issue - private placement)III	0.00	0.00
062	8.8493% Secured non-cumulative non-convertible redeemable taxable bonds of ₹ 15,00,000/- each with fifteen equal separately transferable redeemable principal parts (STRPP) redeemable at par at the end of 6th year and in annual installments thereafter upto the end of 20th year respectively commencing from 25th March 2016 and ending on 25th March 2030 (Thirty second issue - private placement)III	0.00	0.00
063	9.37% Secured non-cumulative non-convertible redeemable taxable bonds of ₹ 70,00,000/- each with fourteen separately transferable redeemable principal parts (STRPP) redeemable at par semi-annually commencing from 4th June 2012 and ending on 4th December 2018 (Twenty fifth issue -	0.00	0.00

	As at	31.03.2023	31.03.2022
	private placement)III		
065	9.06% Secured non-cumulative non-convertible redeemable taxable bonds of ₹ 70,00,000/- each with fourteen separately transferable redeemable principal parts (STRPP) redeemable at par semi-annually commencing from 4th June 2012 and ending on 4th December 2018 (Twenty sixth issue - private placement)III	0.00	0.00
066	8.6077% Secured non-cumulative non-convertible redeemable taxable bonds of ₹ 20,00,000/- each with twenty equal separately transferable redeemable principal parts (STRPP) redeemable at par semi-annually commencing from 9th September 2011 and ending on 9th March 2021 (Twenty fourth issue - private placement)IV	0.00	0.00
067	8.3796% Secured non-cumulative non-convertible redeemable taxable bonds of ₹ 20,00,000/- each with twenty equal separately transferable redeemable principal parts (STRPP) redeemable at par semi-annually commencing from 5th August 2011 and ending on 5th February 2021 (Twenty third issue - private placement)IV	0.00	0.00
068	8.1771% Secured non-cumulative non-convertible redeemable taxable bonds of ₹ 20,00,000/- each with twenty equal separately transferable redeemable principal parts (STRPP) redeemable at par semi-annually commencing from 2nd July 2011 and ending on 2nd January 2021 (Twenty second issue - private placement)IV	0.00	0.00
069	7.7125% Secured non-cumulative non-convertible redeemable taxable bonds of ₹ 20,00,000/- each with twenty equal separately transferable redeemable principal parts (STRPP) redeemable at par semi-annually commencing from 2nd August 2010 and ending on 2nd February 2020 (Twenty first issue - private placement)V	0.00	0.00
070	7.552% Secured non-cumulative non-convertible redeemable taxable bonds	0.00	0.00

	As at	31.03.2023	31.03.2022
	of ₹ 20,00,000/- each with twenty equal separately transferable redeemable principal parts (STRPP) redeemable at par semi-annually commencing from 23rd September 2009 and ending on 23rd March 2019 (Twentieth issue - private placement)VI		
071	9.55% Secured non-cumulative non-convertible taxable redeemable bonds of ₹ 10,00,000/- each with ten equal separately transferable redeemable principal parts (STRPP) redeemable at par at the end of the 6th year and in annual installments thereafter upto the end of 15th year respectively from 30th April 2002 (Thirteenth issue - Part B - private placement)VIII	0.00	0.00
072	9.55% Secured non-cumulative non-convertible taxable redeemable bonds of ₹ 10,00,000/- each redeemable at par in ten equal annual installments commencing from the end of 6th year and upto the end of 15th year respectively from 18th April 2002 (Thirteenth issue -Part A - private placement)VIII	0.00	0.00
075		0.00	0.00
076		0.00	0.00
077	**Sub Total**	**0.00**	**0.00**
078	**Unsecured**	**0.00**	**0.00**
079	6.55% Unsecured non-cumulative non-convertible redeemable taxable bonds of ₹ 10,00,000/- each redeemable at par in full on 17 April 2023 (Seventieth Issue - Private Placement)	0.00	0.00
080	6.29% Unsecured non-cumulative non-convertible redeemable taxable bonds of ₹ 10,00,000/- each redeemable at par in full on 11 April 2031 (Seventy First Issue - Private Placement)	0.00	0.00
081	5.45% Unsecured non-cumulative non-convertible redeemable taxable bonds of ₹ 10,00,000/- each redeemable at par in full on 15 October 2025 (Seventy Second Issue - Private Placement)	0.00	0.00
082	6.43% Unsecured non-cumulative non-convertible redeemable taxable bonds of ₹ 10,00,000/- each redeemable at par in	0.00	0.00

NOTE NO. 23 TO THE FS-NCL-BORROWINGS **(Amount in ₹)**

	As at	31.03.2023	31.03.2022
	full on 27 January 2031 (Seventy Third Issue - Private Placement)		
083	6.87% Unsecured non-cumulative non-convertible redeemable taxable bonds of ₹ 10,00,000/- each redeemable at par in full on 21 April 2036 (Seventy Fourth Issue - Private Placement)	0.00	0.00
084	6.69% Unsecured non-cumulative non-convertible redeemable taxable bonds of ₹ 10,00,000/- each redeemable at par in full on 13 September 2031 (Seventy Fifth Issue - Private Placement)	0.00	0.00
085	6.74% Unsecured non-cumulative non-convertible redeemable taxable bonds of Rs.10,00,000/- each redeemable at par in full on 14 April 2032 (Seventy Sixth Issue - Private Placement)	0.00	0.00
086	5.78% Unsecured non-cumulative non-convertible redeemable taxable bonds of ₹ 10,00,000/- each redeemable at par in full on 29 April 2024 (Seventy Seventh Issue - Private Placement)	0.00	0.00
087	7.44% Unsecured non-cumulative non-convertible redeemable taxable bonds of ₹ 10,00,000/- each redeemable at par in full on 25 August 2032 (Seventy Eighth Issue - Private Placement)	0.00	0.00
088	7.44% Unsecured non-cumulative non-convertible redeemable taxable bonds of ₹ 10,00,000/- each redeemable at par in full on 15 April 2033 (Seventy Ninth Issue - Private Placement)	0.00	0.00
089		0.00	0.00
090	**Sub-total**	**0.00**	**0.00**
091	**Total**	**0.00**	**0.00**
092	**Foreign Currency Notes-Unsecured**	**0.00**	**0.00**
093	4.50% Fixed Rate Notes Due for repayment on 19th March 2028	0.00	0.00
094	2.75% Fixed rate notes due for repayment on 1st February 2027	0.00	0.00
095	4.25 % Fixed rate notes due for repayment on 26th February 2026	0.00	0.00
096	4.375% Fixed Rate Note due for repayment on 26th November 2024	0.00	0.00
097	4.75 % Fixed Rate Notes due for repayment on 3rd Oct 2022	0.00	0.00
098	7.25 % Fixed green global INR denominated bonds due on 3 May 2022	0.00	0.00
099	7.375 % Fixed green global INR denominated bonds due on 10 August 2021	0.00	0.00
100	5.625% Fixed Rate Notes due for repayment on	0.00	0.00

NOTE NO. 23 TO THE FS-NCL-BORROWINGS (Amount in ₹)

	As at	31.03.2023	31.03.2022
	14th July 2021		
101	3.75 % Fixed rate notes due for repayment on 03 April 2024	0.00	0.00
102		0.00	0.00
103		0.00	0.00
104		0.00	0.00
105	**Sub Total**	**0.00**	**0.00**
106	**Term Loans**	**0.00**	**0.00**
107	**From Banks**	**0.00**	**0.00**
108	**Secured**	**0.00**	**0.00**
109	Rupee Loans	0.00	0.00
110	**Unsecured**	**0.00**	**0.00**
111	Foreign Currency Loans	0.00	0.00
112	Rupee Loans	0.00	0.00
113	**From Others**	**0.00**	**0.00**
114	**Secured**	**0.00**	**0.00**
115	Rupee Loans	0.00	0.00
116	Foreign Currency loans (guaranteed by GOI)	0.00	0.00
117	**Unsecured**	**0.00**	**0.00**
118	Foreign Currency loans (guaranteed by GOI)	0.00	0.00
119	Other Foreign currency loans	0.00	0.00
121	Rupee Loans	0.00	0.00
122	**Deposits**	**0.00**	**0.00**
123	**Unsecured**	**0.00**	**0.00**
124	Fixed Deposits	0.00	0.00
125	**Others**	**0.00**	**0.00**
126	**Unsecured**	**0.00**	**0.00**
127	Bonds Application Money Pending Allotment	0.00	0.00
128	**Sub-total**	**0.00**	**0.00**
129	**Total**	**0.00**	**0.00**
130	Less:- Interst accrued but not due on secured borrowings	0.00	0.00
131	Less:- Interst accrued but not due on unsecured borrowings	0.00	0.00
132	Less:- Current maturities of long term borrowings	0.00	0.00
133	Bonds-Secured	0.00	0.00
134	Fixed Rate Notes	0.00	0.00
136	Foreign currency loans from Banks- unsecured	0.00	0.00
137	Rupee loans from banks- Secured	0.00	0.00
138	Rupee loans from banks- unsecured	0.00	0.00
139	Rupee Term loan from Others - Secured	0.00	0.00
140	Foreign currency loans from others- unsecured (Guaranteed by GOI)	0.00	0.00
141	Other foreign currency loans from others- unsecured	0.00	0.00
142	Rupee loans from others- unsecured	0.00	0.00
143		0.00	0.00

Locked: 26.04.2023 - 19:13:33
Run on: 26.04.2023 - 19:16:47 Version: 0

Addl. General Manager (Commercial)
एन टी पी सी लिमिटेड/NTPC LIMITED

UNCHAHAR SUPER THERMAL POWER STATION

NOTE NO. 23 TO THE FS-NCL-BORROWINGS **(Amount in ₹)**

	As at	31.03.2023	31.03.2022
144		0.00	0.00
145		0.00	0.00
146		0.00	0.00
147		0.00	0.00
148		0.00	0.00
149		0.00	0.00
150		0.00	0.00
151		0.00	0.00
201	**Total**	**0.00**	**0.00**

अपर महाप्रबंधक (वाणिज्यिक)
Addl. General Manager (Commercial)
एन टी पी सी लिमिटेड/NTPC LIMITED

UNCHAHAR SUPER THERMAL POWER STATION

NOTE NO. 23A TO THE FS-NCL-LEASE BORROWINGS **(Amount in ₹)**

	As at	31.03.2023	31.03.2022
001	**Non-current financial liabilities - Lease liabilities**	**0.00**	**0.00**
002	**Lease liabilities**	**0.00**	**0.00**
003	Long term maturities of Finance Lease Liabilities (Secured) IX	0.00	0.00
004	Long term maturities of Finance Lease Liabilites (Unsecured) X	0.00	0.00
005	**Sub-Total**	**0.00**	**0.00**
006	**Less: current maturities of lease liabilities**	**0.00**	**0.00**
007	Finance Lease obligations - secured	0.00	0.00
008	Finance Lease obligations - unsecured	0.00	0.00
009	**Sub-Total**	**0.00**	**0.00**
011	**Total**	**0.00**	**0.00**

Locked: 26.04.2023 - 19:13:33
Run on: 26.04.2023 - 19:20:46 Version: 0

Addl. General Manager (Commercial)
NTPC LIMITED

UNCHAHAR SUPER THERMAL POWER STATION

NOTE NO. 24 TO THE FS-NCL-TRADE PAYABLES **(Amount in ₹)**

	As at	31.03.2023	31.03.2022
001	**TRADE PAYABLES(NON CURRENT)**	**0.00**	**0.00**
002	**For Goods and Services**	**0.00**	**0.00**
003	- Micro & Small Enterprises	1,007,190.61	3,722,853.39
004	- Others	2,398,272.07	2,415,117.84
005		0.00	0.00
007	**Total**	**3,405,462.68**	**6,137,971.23**

Locked: 26.04.2023 - 19:13:28
Run on: 26.04.2023 - 19:16:53 Version: 0

Addl. General Manager (Commercial)
NTPC LIMITED

UNCHAHAR SUPER THERMAL POWER STATION

NOTE NO. 25 TO THE FS-NCL-OTHER FINANCIAL LIABILITIES **(Amount in ₹)**

	As at	31.03.2023	31.03.2022
001	**OTHER FINANCIAL LIABILITIES (NON-CURRENT)**	**0.00**	**0.00**
002	Payable for Capital Expenditure	0.00	0.00
003	- Micro & Small Enterprises	0.00	71,441.53
004	- Others	5,713,881.76	266,831.94
005	Others	0.00	0.00
006	Deposits from contractors and others	0.00	0.00
007		0.00	0.00
008		0.00	0.00
010	**Total**	**5,713,881.76**	**338,273.47**

Locked: 26.04.2023 - 19:13:29
Run on: 26.04.2023 - 19:16:58 Version: 0

Additional General Manager (Commercial)

UNCHAHAR SUPER THERMAL POWER STATION

NOTE NO. 26 TO THE FS-NCL-PROVISIONS **(Amount in ₹)**

	As at	31.03.2023	31.03.2022
001	**LONG TERM PROVISIONS**	**0.00**	**0.00**
002	**Provision for Employee Benefits**	**0.00**	**0.00**
003	Opening Balance	0.00	0.00
004	Additions/ (adjustments) during the year	0.00	0.00
005	**Closing Balance**	**0.00**	**0.00**
006		0.00	0.00
007	**Others**	**0.00**	**0.00**
008	**i) Mine Closure Provision**	**0.00**	**0.00**
009	Opening Balance	0.00	0.00
010	Additions during the year	0.00	0.00
011	Amounts adjusted during the year	0.00	0.00
012	Amounts reversed during the year	0.00	0.00
013	**Closing Balance**	**0.00**	**0.00**
014		0.00	0.00
015	**ii) Stripping Activity Adjustments**	**0.00**	**0.00**
016	Opening Balance	0.00	0.00
017	Additions during the year	0.00	0.00
018	Amounts adjusted during the year	0.00	0.00
019	Amounts reversed during the year	0.00	0.00
020	**Closing Balance**	**0.00**	**0.00**
021		0.00	0.00
024		0.00	0.00
026	**TOTAL**	**0.00**	**0.00**

Locked: 26.04.2023 - 19:13:27
Run on: 26.04.2023 - 19:17:03 Version: 0

Addl. General Manager (Commercial)
NTPC LIMITED

NOTE NO. 27 TO THE FS-NCL-DEFERRED TAX LIABILITIES (NET) **(Amount in ₹)**

	As at	Open Balance on 01.04.2022	Addition	Closing Balance on 31.03.2023
001	**DEFERRED TAX LIABILITIES (NET)**			
002	Difference of book depreciation and tax depreciation	0.00	0.00	0.00
003	Less: Deferred tax assets			
004	Provisions & Other disallowances for tax purposes	0.00	0.00	0.00
005	Unabsorbed Depreciation	0.00	0.00	0.00
006	Disallowances u/s 43B of the Income Tax Act, 1961	0.00	0.00	0.00
007	Others	0.00	0.00	0.00
008	Opening Balance	0.00	0.00	0.00
009	Additions during the year	0.00	0.00	0.00
010	Amounts adjusted during the year	0.00	0.00	0.00
011	Amounts reversed during the year	0.00	0.00	0.00
012	Closing Balance	0.00	0.00	0.00
013	MAT credit entitlement	0.00	0.00	0.00
014	**Total**	**0.00**	**0.00**	**0.00**
016		0.00	0.00	0.00
017	**Total**	**0.00**	**0.00**	**0.00**
018	Breakup of deferred tax assets	0.00	0.00	0.00
019	Provision	0.00	0.00	0.00
020	Statutory dues	0.00	0.00	0.00
021	Leave encashment	0.00	0.00	0.00
022	Others	0.00	0.00	0.00
023		0.00	0.00	0.00
024		0.00	0.00	0.00



Locked: 26.04.2023 - 19:13:30
Run on: 26.04.2023 - 19:17:08 Version: 0

UNCHAHAR SUPER THERMAL POWER STATION

NOTE NO. 28 TO THE FS-NCL-OTHER NON-CURRENT LIABILITIES **(Amount in ₹)**

	As at	31.03.2023	31.03.2022
001	Other Non current Liabilities	0.00	0.00
002	Advances from customers and others	0.00	0.00
003	Deposits from contractors and others	0.00	0.00
004	Grants	0.00	95,584.00
006		0.00	0.00
007	**TOTAL**	**0.00**	**95,584.00**

Locked: 26.04.2023 - 19:13:29
Run on: 26.04.2023 - 19:17:13 Version: 0

Addl. General Manager (Commercial)
NTPC LIMITED

UNCHAHAR SUPER THERMAL POWER STATION

NOTE NO. 29 TO THE FS-CL-BORROWINGS **(Amount in ₹)**

	As at	31.03.2023	31.03.2022
001	**Short Term Borrowings**	**0.00**	**0.00**
002	**Loans repayable on demand**	**0.00**	**0.00**
003	**From Banks**	**0.00**	**0.00**
004	**Secured**	**0.00**	**0.00**
005	Cash Credit	0.00	0.00
006	**Unsecured**	**0.00**	**0.00**
007	Cash Credit	0.00	0.00
008	**Other loans-unsecured**	**0.00**	**0.00**
009	Commercial Papers	0.00	0.00
010	Less: Unamortised discount on Commercial Papers	0.00	0.00
011	**Sub-Total**	**0.00**	**0.00**
012	**Current maturity of long term borrowings**	**0.00**	**0.00**
013	Bonds-Secured	0.00	0.00
014	Foreign Currency Fixed Rate Notes	0.00	0.00
015	**From Banks**	**0.00**	**0.00**
016	**Secured**	**0.00**	**0.00**
017	Rupee Term Loan	0.00	0.00
018	Foreign currency loans	0.00	0.00
019	**Unsecured**	**0.00**	**0.00**
020	Foreign currency loans	0.00	0.00
021	Rupee term loans	0.00	0.00
022	**From Others**	**0.00**	**0.00**
023	**Secured**	**0.00**	**0.00**
024	Rupee Term Loan	0.00	0.00
025	**Unsecured**	**0.00**	**0.00**
026	Foreign currency loans (Guaranteed by Government of India)	0.00	0.00
027	Other foreign currency loans	0.00	0.00
028	Rupee term loans	0.00	0.00
029	Fixed deposits	0.00	0.00
031	Sub Total	0.00	0.00
032		0.00	0.00
034	**TOTAL**	**0.00**	**0.00**

Locked: 26.04.2023 - 19:13:17
Run on: 26.04.2023 - 19:17:18 Version: 0

Addl. General Manager (Commercial)

UNCHAHAR SUPER THERMAL POWER STATION

NOTE NO. 29A TO THE FS-CL-LEASE BORROWINGS **(Amount in ₹)**

	As at	31.03.2023	31.03.2022
001	**Current financial liabilities - Lease liabilities**	**0.00**	**0.00**
002	Current maturity of finance lease obligations (secured)	0.00	0.00
003	Current maturity of finance lease obligations (unsecured)	0.00	0.00
005	**Total**	**0.00**	**0.00**

Locked: 26.04.2023 - 19:13:18
Run on: 26.04.2023 - 19:20:51 Version: 0

Addl. General Manager (Commercial)
NTPC LIMITED

UNCHAHAR SUPER THERMAL POWER STATION

NOTE NO. 30 TO THE FS-CL-TRADE PAYABLES **(Amount in ₹)**

	As at	31.03.2023	31.03.2022
001	**TRADE PAYABLES**	**0.00**	**0.00**
002	For Goods and Services	0.00	0.00
003	- Micro & Small Enterprises	145,319,938.44	227,845,828.47
004	- Others	5,335,695,468.66	4,830,907,648.76
005		0.00	0.00
007	**Total**	**5,481,015,407.10**	**5,058,753,477.23**
008		0.00	0.00
172	**Trade payable**	**0.00**	**0.00**
173	**MSME**	**0.00**	**0.00**
174	Unbilled	41,749,349.45	98,289,971.97
175	Not due	82,291,184.99	96,684,144.36
176	**Due**	**21,279,404.00**	**32,871,712.14**
177	Disputed	0.00	0.00
178	Undisputed	21,279,404.00	32,871,712.14
179		0.00	0.00
180	**Sub-total (A)**	**145,319,938.44**	**227,845,828.47**
181		0.00	0.00
182	**Others**	**0.00**	**0.00**
183	Unbilled	734,397,100.80	352,540,447.53
184	Not due	894,766,162.00	813,870,585.67
185	**Due**	**3,706,532,205.86**	**3,664,496,615.56**
186	Disputed	0.00	0.00
187	Undisputed	3,706,532,205.86	3,664,496,615.56
188		0.00	0.00
189	**Sub-total (B)**	**5,335,695,468.66**	**4,830,907,648.76**
190		0.00	0.00
191	**Total**	**5,481,015,407.10**	**5,058,753,477.23**
192		0.00	0.00
193	**Ageing**	**0.00**	**0.00**
194	**MSME**	**0.00**	**0.00**
195	**Disputed**	**0.00**	**0.00**
196	Less than 1 year	0.00	0.00
197	1-2 years	0.00	0.00
198	2-3 years	0.00	0.00
199	More than 3 years	0.00	0.00
200	**Sub Total (I)**	**0.00**	**0.00**
201		0.00	0.00
202	**Undisputed**	**0.00**	**0.00**
203	Less than 1 year	21,137,790.00	30,666,567.00
204	1-2 years	0.00	0.00
205	2-3 years	0.00	860,620.00
206	More than 3 years	141,614.00	1,344,525.14
207	**Sub Total (II)**	**21,279,404.00**	**32,871,712.14**
208		0.00	0.00
209	**Total MSME (III)**	**21,279,404.00**	**32,871,712.14**
210		0.00	0.00

Locked: 26.04.2023 - 19:13:20
Run on: 26.04.2023 - 19:17:34 Version: 0

Addl. General Manager (Commercial)
NTPC LIMITED

UNCHAHAR SUPER THERMAL POWER STATION

NOTE NO. 30 TO THE FS-CL-TRADE PAYABLES **(Amount in ₹)**

	As at	31.03.2023	31.03.2022
211	**Others**	**0.00**	**0.00**
212	**Disputed**	**0.00**	**0.00**
213	Less than 1 year	0.00	0.00
214	1-2 years	0.00	0.00
215	2-3 years	0.00	0.00
216	More than 3 years	0.00	0.00
217	**Sub Total (IV)**	**0.00**	**0.00**
218		0.00	0.00
219	**Undisputed**	**0.00**	**0.00**
220	Less than 1 year	2,057,445,978.55	1,861,377,970.86
221	1-2 years	72,663,533.52	88,969,768.00
222	2-3 years	3,642,531.48	1,557,064,877.00
223	More than 3 years	1,572,780,162.31	157,083,999.70
224	**Sub Total (V)**	**3,706,532,205.86**	**3,664,496,615.56**
225		0.00	0.00
226	**Total Others (VI)**	**3,706,532,205.86**	**3,664,496,615.56**

Locked: 26.04.2023 - 19:13:20
Run on: 26.04.2023 - 19:17:34 Version: 0

UNCHAHAR SUPER THERMAL POWER STATION

NOTE NO. 31 TO THE FS-CL-OTHER FINANCIAL LIABILITIES **(Amount in ₹)**

	As at	31.03.2023	31.03.2022
001	**OTHER FINANCIAL LIABILITIES (CURRENT)**	**0.00**	**0.00**
020	Interest accrued but not due on Unsecured Short Term Borrowing	0.00	0.00
021	Interest accrued but not due on secured borrowings	0.00	0.00
022	Interest accrued but not due on unsecured borrowings	0.00	0.00
023	Unpaid Dividends*	0.00	0.00
024	Unpaid matured deposits and interest accrued thereon*	0.00	0.00
025	Unpaid matured bonds and interest accrued thereon*	0.00	0.00
026	Unpaid bond refund money-Tax free bonds *	0.00	0.00
027	Book Overdraft	0.00	0.00
028	Payable to Customers	0.00	0.00
029	Liability under forward exchange contact	0.00	0.00
030	Hedging cost payable to beneficiaries	0.00	0.00
031	Derivative MTM Liability	0.00	0.00
032	**Payable for Capital Expenditure**	**0.00**	**0.00**
033	- Micro & Small Enterprises	17,398,223.20	58,507,576.19
034	- Others	3,616,334,632.75	4,034,625,097.82
035	**Others Payables**	**0.00**	**0.00**
036	Deposits from contractors and others	123,012,947.00	105,233,223.86
037	Gratuity Obligations	0.00	0.00
038	Payable to employees	30,539,500.64	10,135,759.14
039	Payable to holding company	0.00	0.00
040	Retention on A/c BG encashment (Solar)	0.00	0.00
041	Payable to Solar Payment Security Account	0.00	0.00
042	Others **	43,819,276.61	68,094,214.77
043	Unspent CSR balance on ongoing Approved CSR projects	0.00	0.00
045		0.00	0.00
046		0.00	0.00
047	**Total**	**3,831,104,580.20**	**4,276,595,871.78**
048	* Represents the amounts which have not been claimed by the investor/holders of the bonds/fixed deposits. Out of the above, no amount is due for payment to Investor Education and Protection Fund.	0.00	0.00
049	** Include Payable to Hospital and other payable.	0.00	0.00

Locked: 26.04.2023 - 19:13:30
Run on: 26.04.2023 - 19:17:38 Version: 0

Addl. General Manager (Commercial)
NTPC LIMITED

UNCHAHAR SUPER THERMAL POWER STATION

NOTE NO. 32 TO THE FS-CL-OTHER CURRENT LIABILITIES **(Amount in ₹)**

	As at	31.03.2023	31.03.2022
001	**OTHER CURRENT LIABILITIES**	**0.00**	**0.00**
002	Advances from customers and others	40,179,049.80	38,976,659.04
003	Deferred discount on forward exchange contact	0.00	0.00
004	Tax deducted at source and other statutory dues	91,702,847.17	94,151,672.63
005	Deposits from contractors and others	0.00	0.00
006	Government grants	50,328.00	0.00
007	Others	0.00	0.00
009		0.00	0.00
010		0.00	0.00
011	**Total**	**131,932,224.97**	**133,128,331.67**

Locked: 26.04.2023 - 19:13:33
Run on: 26.04.2023 - 19:17:43 Version: 0

Addl. General Manager (Commercial)
NTPC LIMITED

UNCHAHAR SUPER THERMAL POWER STATION

NOTE NO. 33 TO THE FS-CL-PROVISIONS **(Amount in ₹)**

	As at	31.03.2023	31.03.2022
001	**SHORT TERM PROVISIONS**	**0.00**	**0.00**
002	**Provision for Employee Benefits**	**0.00**	**0.00**
003	Opening balance	0.00	0.00
004	Additions/ (adjustments) during the year	0.00	0.00
005	**Closing Balance**	**0.00**	**0.00**
028	**Provisions for Obligations incidental to Land Acquisition**	**0.00**	**0.00**
029	Opening balance	34,770,469.01	80,805,765.79
030	Additions during the year	0.00	0.00
031	Amounts paid during the year	20,721,772.65	46,035,296.78
032	Amounts reversed during the year	0.00	0.00
033	**Closing Balance**	**14,048,696.36**	**34,770,469.01**
035	**Provision for Tariff Adjustment**	**0.00**	**0.00**
036	Opening balance	0.00	0.00
037	Additions during the year	0.00	0.00
038	Amounts adjusted during the year	0.00	0.00
039	Amounts reversed during the year	0.00	0.00
040	**Closing Balance**	**0.00**	**0.00**
042	**Provision for shortage in Fixed Assets Pending Investigation & Others**	**0.00**	**0.00**
043	Opening balance	1,859,601.09	1,410,883.60
044	Additions during the year	0.00	448,717.49
045	Amounts adjusted during the year	350,436.05	0.00
046	Amounts reversed during the year	0.00	0.00
047	**Closing Balance**	**1,509,165.04**	**1,859,601.09**
048	**Provision for Arbitration**	**0.00**	**0.00**
049	Opening balance	0.00	0.00
050	Additions during the year	0.00	0.00
051	Amounts used during the year	0.00	0.00
052	Amounts reversed during the year	0.00	0.00
053	**Closing Balance**	**0.00**	**0.00**
054	**Others**	**0.00**	**0.00**
055	Opening balance	0.00	0.00
056	Additions during the year	0.00	0.00
057	Amounts used during the year	0.00	0.00
058	Amounts reversed during the year	0.00	0.00
059	**Closing Balance**	**0.00**	**0.00**
102		0.00	0.00
104	**Total**	**15,557,861.40**	**36,630,070.10**

Locked: 26.04.2023 - 19:13:31
Run on: 26.04.2023 - 19:17:48 Version: 0

Addl. General Manager (Commercial)
NTPC LIMITED

UNCHAHAR SUPER THERMAL POWER STATION

NOTE NO. 34 TO THE FS-CL-CURRENT TAX LIABILITIES (NET) **(Amount in ₹)**

	As at	31.03.2023	31.03.2022
001	**Current liabilities - current tax liabilities (net)**	**0.00**	**0.00**
002	Opening balance	0.00	0.00
003	Additions during the year	0.00	0.00
004	Amounts adjusted during the year	0.00	0.00
005	Less: Set off against taxes paid	0.00	0.00
007		0.00	0.00
008	**Closing Balance**	**0.00**	**0.00**

Locked: 26.04.2023 - 19:13:32
Run on: 26.04.2023 - 19:17:53 Version: 0

Addl. General Manager (Commercial)

UNCHAHAR SUPER THERMAL POWER STATION

NOTE NO. 35 TO THE FS--DEFERRED REVENUE **(Amount in ₹)**

	As at	31.03.2023	31.03.2022
001	**Deferred Revenue**	**0.00**	**0.00**
002	On account of advance against depreciation	0.00	0.00
003	On account of income from foreign currency fluctuation	858,970,000.00	644,316,000.00
004	Government grants	0.00	0.00
007		0.00	0.00
008		0.00	0.00
009	**TOTAL**	**858,970,000.00**	**644,316,000.00**

Locked: 26.04.2023 - 19:13:29
Run on: 26.04.2023 - 19:17:58 Version: 0

अपर महाप्रबंधक (वाणिज्यिक)
Addl. General Manager (Commercial)
एन टी पी सी लिमिटेड/NTPC LIMITED

UNCHAHAR SUPER THERMAL POWER STATION

NOTE NO. 36 TO THE FS--REGULATORY DEFERRAL ACCOUNT CREDIT BALANCES **(Amount in ₹)**

	As at	31.03.2023	31.03.2022
001	Regulatory deferral account credit balances	0.00	0.00
002	Exchange Differences	0.00	0.00
003		0.00	0.00
005	**Total**	**0.00**	**0.00**

Locked: 26.04.2023 - 19:13:20
Run on: 26.04.2023 - 19:18:03 Version: 0

Additional General Manager (Commercial)
NTPC LIMITED

UNCHAHAR SUPER THERMAL POWER STATION

NOTE NO. 37 TO THE FS--REVENUE FROM OPERATIONS **(Amount in ₹)**

	For the Year ended	31.03.2023	31.03.2022
001	**REVENUE FROM OPERATIONS**	**0.00**	**0.00**
002	**Sales**	**0.00**	**0.00**
003	Energy Sales (including Electricity Duty)	54,617,393,784.88	39,306,201,489.94
004	Less : Advance against depreciation deferred (net)	0.00	0.00
005	Add: Revenue recognized out of advance against depreciation	0.00	0.00
006	Add : Exchange fluctuation receivable from customers	-2,210,000.00	-13,828,000.00
007	Sale of energy through trading	0.00	0.00
008	Commission (NVVN)	0.00	0.00
009	**Sub total**	**54,615,183,784.88**	**39,292,373,489.94**
010	Less: Rebate to customers	315,726,610.24	169,467,973.03
011	**Energy Sales (Total)**	**54,299,457,174.64**	**39,122,905,516.91**
012	Consultancy, project management and supervision fees	0.00	0.00
013	Lease rentals on assets on Operating lease	0.00	0.00
014	Sale of Captive Coal	0.00	0.00
015	Intra Company Elimination	0.00	0.00
017	**Sub-total**	**0.00**	**0.00**
018	**Total - Sales**	**54,299,457,174.64**	**39,122,905,516.91**
019	Sale of fly ash/ash products	171,793,388.10	146,837,429.57
020	Less: Transferred to fly ash utilisation reserve fund	-171,793,388.10	-146,837,429.57
021	**Sub-total**	**0.00**	**0.00**
022	**Other Operating Income**	**0.00**	**0.00**
023	Interest from customers	1,408,344,085.00	339,873,458.00
024	Energy Internally Consumed *	63,803,161.15	46,696,768.69
025	Interest income on Assets under finance lease	0.00	0.00
026	Recognized from deferred revenue - government grant	45,256.00	45,256.00
027	Provision written back- Tariff Adjustment	0.00	0.00
028	Income form Trading of ESCerts	82,843.21	0.00
029	Income from E-Mobility Business & others	0.00	0.00
030	Others	0.00	0.00
032		0.00	0.00
033		0.00	0.00
034	**Total**	**55,771,732,520.00**	**39,509,520,999.60**
040	* Valued at variable cost of generation and corresponding amount included in power charges (Note No. 42)	0.00	0.00
041	Excise duty on sale of flyash,cenospere & ash products	0.00	0.00
042	Energy sales of principal nature (NVVN)	0.00	0.00
043	Energy sales of agency nature (NVVN)	0.00	0.00

Locked: 26.04.2023 - 19:13:13
Run on: 26.04.2023 - 19:16:10 Version: 0

Addl. General Manager (Commercial)
NTPC LIMITED

UNCHAHAR SUPER THERMAL POWER STATION

NOTE NO. 38 TO THE FS--OTHER INCOME **(Amount in ₹)**

	For the Year ended	31.03.2023	31.03.2022
001	**OTHER INCOME**	**0.00**	**0.00**
002	**Interest from**	**0.00**	**0.00**
004	**Financial assets at amortised cost**	**0.00**	**0.00**
005	Government Securities (8.5% Tax Free Bonds issued by the State Goverments)	0.00	0.00
006	Other Bonds	0.00	0.00
007	Non current Trade Receivable	0.00	0.00
008	Interest from Government of India Securties-Non-Trade	0.00	0.00
009	Less: Amortziation of premium	0.00	0.00
010	**Sub Total**	**0.00**	**0.00**
011	Interest from others	0.00	0.00
012	Loan to State Government in settlement of dues from customers	0.00	0.00
013	Loan to Subsidiary Companies	0.00	0.00
014	Loan to Employees	12,647,806.39	14,765,212.78
015	Deposit with banks	0.00	0.00
016	Foreign Banks	0.00	0.00
017	Interest from Contractors	0.00	0.00
018	Interest from Income Tax Refunds	0.00	0.00
019	Less : Refundable to Customers	0.00	0.00
020	**Sub Total**	**0.00**	**0.00**
021	Deposits with banks-flyash utilisation reserve fund	0.00	0.00
022	Less: transferred to flyash utilisation reserve fund	0.00	0.00
023	**Sub Total**	**0.00**	**0.00**
024	Deposits with banks- DDUGJY funds	0.00	0.00
025	Interest from Contractors- DDUGJY funds	0.00	0.00
026	Transfer to DDUGJY-Advance from customers	0.00	0.00
027	Sub-total	0.00	0.00
030	Others	0.00	0.00
031	Other investments in Joint venture companies	0.00	0.00
032	**Dividend from**	**0.00**	**0.00**
033	**Longterm investments in**	**0.00**	**0.00**
034	Subsidiaries	0.00	0.00
035	Joint Ventures	0.00	0.00
036	Equity Instruments	0.00	0.00
037	**Current Investments in**	**0.00**	**0.00**
038	Mutual Funds measured at fairvalue through profit or loss	0.00	0.00
039	Current investments in mutual funds-flyash utilisation reserve fund	0.00	0.00
040	Less: transferred to flyash utilisation reserve fund	0.00	0.00
041	Lease Rent # Ash Brick Plant	0.00	0.00
042	Less: transferred to flyash utilisation reserve fund	0.00	0.00
043	Other non-operating income	0.00	0.00
044	Profit on disposal of PPE	65,000,642.01	0.00
045	Profit on redemption of GOI securities	0.00	0.00



Locked: 26.04.2023 - 19:13:13
Run on: 26.04.2023 - 19:16:15 Version: 0

UNCHAHAR SUPER THERMAL POWER STATION

NOTE NO. 38 TO THE FS--OTHER INCOME **(Amount in ₹)**

	For the Year ended	31.03.2023	31.03.2022
046	Net gain on sale of investments	0.00	0.00
047	Surcharge received from customers	232,091,753.00	849,935,346.00
048	Hire charges for equipment	134,581.30	0.00
049	Gain on option contract / Discount on F.ExchContract	0.00	0.00
050	Provision written back-others	2,154,220.73	7,842.00
051	Fair value gains/(losses) on investments in mutual funds at fair value through profit or loss	0.00	0.00
052	Interest from Solar payment security account	0.00	0.00
053	Less : Transferred to SPSA fund	0.00	0.00
054	Interest on "Retention on A/c BG encashment (Solar)"	0.00	0.00
055	Less : Transferred to "Retention on A/c BG encashment (Solar)"	0.00	0.00
056	Miscellaneous Income	88,728,195.80	87,873,868.86
057	**Total**	**400,757,199.23**	**952,582,269.62**
058	Less:Transferred to Development of Coal Mines-Note 43A	0.00	0.00
059	Less:Transferred to Expenditure during Construction period (net)- Note 43	32,610.00	15,760.16
060	Less: Others	0.00	0.00
061	Less:Transferred to payable to Govt. of Jharkhand	0.00	0.00
063		0.00	0.00
064		0.00	0.00
065	**Total**	**400,724,589.23**	**952,566,509.46**
066		0.00	0.00
067	**Details of Miscellaneous Income**	**0.00**	**0.00**
068	Vehicle Hire Charges	134,000.00	98,000.00
069	Sale of by products & residuals	0.00	0.00
070	Township recoveries(exl. Hospital Recoveries).	11,665,203.22	13,137,417.73
071	Depreciation written back	0.00	0.00
072	Sale of Scrap.	12,040,829.46	58,206,229.63
073	Receipt under loss of profit policy.	0.00	0.00
074	Receipts under MBD/Fire Policy.	0.00	0.00
075	Management development programme.	0.00	0.00
076	Management Fee - Misc (NVVN)	0.00	0.00
077	Others	64,888,163.12	16,432,221.50
078		0.00	0.00
079	**Total (Miscellaneous Income)**	**88,728,195.80**	**87,873,868.86**
080		0.00	0.00
081	**Details of Provision written back others**	**0.00**	**0.00**
082	Doubtful debts	0.00	0.00
083	Doubtful Loans, Advances and Claims	0.00	0.00
084	Doubtful Construction Advances	0.00	0.00
085	Shortage in Construction Stores	0.00	0.00
086	Shortage in Stores	610,416.93	7,842.00
087	Obsolescence in Stores	762,170.91	0.00



Locked: 26.04.2023 - 19:13:13
Run on: 26.04.2023 - 19:16:15 Version: 0

UNCHAHAR SUPER THERMAL POWER STATION

NOTE NO. 38 TO THE FS--OTHER INCOME **(Amount in ₹)**

	For the Year ended	31.03.2023	31.03.2022
088	Unserviceable capital works	456,660.00	0.00
089	Other Obligation including Arbitration	0.00	0.00
090	Shortage in Fixed Assets	304,972.89	0.00
091	Diminution in value of Investment	0.00	0.00

UNCHAHAR SUPER THERMAL POWER STATION

NOTE NO. 38A TO THE FS--FUEL COST **(Amount in ₹)**

	For the Year ended	31.03.2023	31.03.2022
001	**FUEL COST**	**0.00**	**0.00**
002	Coal	0.00	0.00
003	Captive	0.00	0.00
004	Other than captive	36,005,806,715.32	25,172,652,439.90
005	Gas	0.00	0.00
006	Naptha	0.00	0.00
007	Oil	650,369,437.76	562,076,264.68
008	Biomass Pellets & Others	11,415,291.01	47,511,015.51
009		0.00	0.00
010	**Total**	**36,667,591,444.09**	**25,782,239,720.09**
011		0.00	0.00

Locked: 26.04.2023 - 19:13:14
Run on: 26.04.2023 - 19:16:20 Version: 0

Addl. General Manager (Commercial)
NTPC LIMITED

UNCHAHAR SUPER THERMAL POWER STATION

NOTE NO. 39 TO THE FS--EMPLOYEE BENEFITS EXPENSE **(Amount in ₹)**

	For the Year ended	31.03.2023	31.03.2022
001	**EMPLOYEE BENEFITS EXPENSE**	**0.00**	**0.00**
002	Salaries and wages	1,577,280,367.72	1,633,194,616.72
003	Contribution to provident and other funds	218,259,752.68	226,595,746.33
004	Unwinding of deferred payroll expense	8,026,507.64	9,694,026.45
005	Staff welfare expenses	212,750,439.62	217,881,203.76
006	Less : Expenses transferred to Consultancy group	0.00	0.00
007		0.00	0.00
008	**Sub Total**	**2,016,317,067.66**	**2,087,365,593.26**
009	Less: Employee benefits expense allocated to fuel inventory	124,826,177.54	118,501,922.30
010	Less: Transferred/Allocated to development of coal mines	0.00	0.00
011	Less: Others	0.00	0.00
012	Less: Transferred to fly ash utilisation reserve fund	0.00	0.00
013	Less: Transferred to CSR Expenses	0.00	0.00
014	Reimbursements for employees on secondment	0.00	0.00
015	Less: Transferred to expenditure during construction period (net)- Note 43	121,242,750.25	3,161,244.46
016	Less: Transfer to Govt of Jharkhand A/c as recoverable	0.00	0.00
018		0.00	0.00
019	**TOTAL**	**1,770,248,139.87**	**1,965,702,426.50**
020	**Managerial Remuneration paid/ payable to Directors included above (except for Directors fee which is included in Note 42)**	**0.00**	**0.00**
021	Salaries and wages	0.00	0.00
022	Contribution to provident and other funds	0.00	0.00
023	Staff welfare expenses	0.00	0.00
024	Directors fee	0.00	0.00
025		0.00	0.00

Locked: 26.04.2023 - 19:13:14
Run on: 26.04.2023 - 19:16:25 Version: 0

Addl. General Manager (Commercial)
NTPC LIMITED

UNCHAHAR SUPER THERMAL POWER STATION

NOTE NO. 40 TO THE FS--FINANCE COSTS **(Amount in ₹)**

	For the Year ended	31.03.2023	31.03.2022
001	**FINANCE COSTS**	**0.00**	**0.00**
002	Finance charges on financial liabilities measured at amortised cost	0.00	0.00
003	Bonds	827,807,472.55	805,327,955.41
004	Government of India Loans	0.00	0.00
005	Foreign currency term loans	59,867,571.02	18,118,119.34
006	Rupee term loans	421,013,947.00	387,866,717.34
007	Public deposits	0.00	0.00
008	Foreign currency bonds/notes	240,973,888.19	254,762,845.27
009	Cash Credit	0.00	0.00
010	Unwinding of discount on account of vendor liabilities	1,063,037.43	4,985,745.05
011	Commercial Papers	0.00	0.00
012	**Sub Total**	**1,550,745,916.19**	**1,471,061,382.41**
013	Interest on non financial items	0.00	0.00
014	**Other Borrowing Costs**	**0.00**	**0.00**
015	Bonds servicing & public deposit exp.	851,981.90	855,187.66
016	Guarantee fee	0.00	0.00
017	Management fee	0.00	0.00
018	Committ charges/exposure premium	905,975.78	1,696,204.11
019	Bond issue expenses	0.00	0.00
020	Legal exp on foreign currency loans	0.00	0.00
021	Foreign currency bonds/notes exp.	0.00	0.00
022	Up-front fee	0.00	0.00
023	Insurance premium on foreign currency loans	0.00	0.00
024		0.00	0.00
025	Others	0.00	0.00
026	**Sub Total (Other Borrowing cost)**	**1,757,957.68**	**2,551,391.77**
027		0.00	0.00
028	**Exchange differences regarded as an adjustment to borrowing costs**	**120,346,811.12**	**-50,461,353.00**
029	**Sub Total**	**1,672,850,684.99**	**1,423,151,421.18**
030	Less: Transferred to Expenditure during construction period (net) - Note 43	293,864,785.51	237,528,581.38
031	Less: Transferred to development of coal mines- Note 43A	0.00	0.00
032		0.00	0.00
034	**Total**	**1,378,985,899.48**	**1,185,622,839.80**

Locked: 26.04.2023 - 19:13:14
Run on: 26.04.2023 - 19:16:30 Version: 0

Addl. General Manager (Commercial)
NTPC LIMITED

UNCHAHAR SUPER THERMAL POWER STATION

NOTE NO. 41 TO THE FS--DEPRECIATION AND AMORTIZATION EXPENSES **(Amount in ₹)**

	For the Year ended	31.03.2023	31.03.2022
001	**Depreciation and amortization expenses**	**0.00**	**0.00**
002	On property, plant and equipment- Note 2	2,967,273,135.66	2,709,587,615.19
003	On investment property	0.00	0.00
004	On intangible assets- Note 4	35,647.72	53,037.78
005		0.00	0.00
006	Sub-total	2,967,308,783.38	2,709,640,652.97
007	Less:	0.00	0.00
008	Allocated to fuel inventory	55,657,800.61	41,793,487.30
009	Transferred to Expenditure during Construction Period (net)- Note 43	0.00	0.00
010		0.00	0.00
011	Transferred/Allocated to development of coal mines	0.00	0.00
012	Adjustment with deferred revenue from deferred foreign currency fluctuation	94,650,000.00	61,975,000.00
013		0.00	0.00
015	**Total**	**2,817,000,982.77**	**2,605,872,165.67**

Locked: 26.04.2023 - 19:13:15
Run on: 26.04.2023 - 19:16:35 Version: 0

Additional General Manager (Commercial)
NTPC LIMITED

UNCHAHAR SUPER THERMAL POWER STATION

NOTE NO. 42 TO THE FS--OTHER EXPENSE **(Amount in ₹)**

	For the Year ended	31.03.2023	31.03.2022
001	**OTHER EXPENSES**	**0.00**	**0.00**
002	Power charges	63,603,161.15	46,696,768.69
003	Less: Recovered from contractors & employees	88,858,033.79	82,613,161.70
004	**Sub-Total(Power Charges)**	**-25,054,872.64**	**-35,916,393.01**
005	Water charges	85,760,983.90	31,506,017.95
006	Stores consumed	55,136,078.77	44,343,270.43
007	Rent	0.00	0.00
008	Less:Recoveries	0.00	0.00
009	**Sub-Total (Rent)**	**0.00**	**0.00**
010	Cost of captive coal produced	0.00	0.00
011	**Repairs & maintenance**	**0.00**	**0.00**
012	Buildings	144,862,186.53	105,893,880.94
013	Plant & machinery	0.00	0.00
014	Power stations	1,334,071,567.05	1,128,847,294.23
015	Construction equipment	0.00	0.00
016	Others	88,212,726.55	77,146,493.41
017	**Sub-total (Repairs & maintenance)**	**1,567,146,480.13**	**1,311,887,668.58**
019	Load Dispatch Center Charges	7,617,462.00	13,322,226.00
021	Insurance	88,505,567.89	60,032,794.68
022	Interest to beneficiaries	312,447,110.00	15,079.00
023	Rates and taxes	4,983,185.23	4,264,623.79
024	Water cess & environment protection cess	881,940.00	1,567,181.00
025	Training & recruitment expenses	6,308,838.92	3,862,778.96
026	Less: Receipts	0.00	0.00
027	**Sub-total (Training and recruitment expenses)**	**6,308,838.92**	**3,862,778.96**
028	Communication expenses	19,140,065.01	18,967,611.03
029	Inland Travel	65,061,446.97	62,877,410.31
030	Foreign Travel	192,939.00	0.00
031	Tender expenses	0.00	0.00
032	Less: Receipt from sale of tenders	6,864.30	0.00
033	**Sub-total (Tender expenses)**	**-6,864.30**	**0.00**
034	Payment to auditors	0.00	0.00
035	Audit fee	0.00	0.00
036	Tax audit fee	0.00	0.00
037	Other services	0.00	0.00
038	Reimbursement of expenses	0.00	0.00
039	**Sub-total (Payment to Auditors)**	**0.00**	**0.00**
040	Advertisement and publicity	0.00	67,944.00
041	Electricity duty	0.00	0.00
042	Security expenses	330,485,329.36	305,864,898.05
043	Entertainment expenses	16,886,612.14	17,904,990.09
044	Expenses for guest house	17,536,138.77	13,546,242.00
045	Less:Recoveries	5,288,735.40	2,920,989.50
046	**Sub-Total (Guest house expenses)**	**12,247,403.37**	**10,625,252.50**
047	Education expenses	5,608,273.00	8,190,346.00
049	Donations	0.00	0.00

Locked: 26.04.2023 - 19:13:15
Run on: 26.04.2023 - 19:16:40 Version: 0

Addl. General Manager (Commercial)
एन टी पी सी लिमिटेड/NTPC LIMITED

UNCHAHAR SUPER THERMAL POWER STATION

NOTE NO. 42 TO THE FS--OTHER EXPENSE **(Amount in ₹)**

	For the Year ended	31.03.2023	31.03.2022
050	Ash utilisation & marketing expenses	831,240,257.82	1,200,242,604.99
051	Directors sitting fee	0.00	0.00
053	Professional charges and consultancy fees	12,854,893.00	6,722,076.00
054	Legal expenses	9,067,734.00	7,561,335.00
055	EDP hire and other charges	6,055,392.63	8,905,051.96
056	Printing and stationery	791,837.37	393,145.96
057	Oil & gas exploration expenses	0.00	0.00
059	Hiring of vehicles	9,682,247.24	9,981,060.26
061	Reimbursement of L.C.charges on sales realisation	0.00	0.00
062	LOSS ON FAIR VALUATION OF NON- CURRENT TRADE RECEIVABLE AT AMORTISED COST	0.00	0.00
063	Cost of Hedging	0.00	0.00
064	Derivatives MTM loss/gain (Net)	0.00	0.00
065	Net loss/(gain) in foreign currency transactions & translations	42,408,117.90	-145,871,716.49
066	Transport Vehicle running expenses	7,981,791.36	5,983,320.80
067	Horticulture Expenses	10,862,244.68	12,136,456.11
068	Hire charges- helicopter/aircraft.	0.00	0.00
069	Hire charges of construction equipment	0.00	0.00
070	Demurrage Charges	0.00	0.00
072		0.00	0.00
073	Miscellaneous expenses	24,158,410.72	14,159,900.70
074	Loss on disposal/write-off of PPE	17,620,706.28	15,784,859.96
075	**Sub-Total**	**3,526,071,611.75**	**2,995,391,994.61**
076	Less: Other expenses allocated to fuel inventory	282,561,857.28	298,884,692.40
077	Less: Transferred/Allocated to development of coal mines	0.00	0.00
078	Less: Transferred to fly ash utilisation reserve fund	183,527,177.93	163,894,229.51
079	Less: Hedging cost Net recoverable/payable from/to beneficiaries	0.00	0.00
080	Less: Others	0.00	0.00
081	Less: Transferred to CSR Expenses	267,388.00	4,773,235.00
082	Less:Transferred to Expenditure during Construction period(net)-Note 43	29,997,237.19	969,931.44
083	Less: Transfer to Govt of Jharkhand A/c as recoverable	0.00	0.00
084	**Net (Generation, Administration and Other expenses)**	**3,029,717,951.35**	**2,526,869,906.26**
085	Corporate Social Responsibility Expenses	29,674,646.39	42,304,242.15
086	Less: Grants-in-aid	0.00	0.00
087	**Sub-total (Corporate Social Responsibility Expenses)**	**29,674,646.39**	**42,304,242.15**
088	**Provisions**	**0.00**	**0.00**
089	Doubtful Debts	0.00	0.00
090	Doubtful loans, advances and claims	0.00	0.00
091	Doubtful Construction Advances	0.00	0.00
092	Shortage in stores	6,051.53	553,974.09

Locked: 26.04.2023 - 19:13:15
Run on: 26.04.2023 - 19:16:40 Version: 0

अपर महाप्रबंधक (वाणिज्यिक)
Addl. General Manager (Commercial)
एन टी पी सी लिमिटेड/NTPC LIMITED

UNCHAHAR SUPER THERMAL POWER STATION

NOTE NO. 42 TO THE FS--OTHER EXPENSE **(Amount in ₹)**

	For the Year ended	31.03.2023	31.03.2022
093	Obsolete/Dimunition in the value of surplus stores	4,421,580.08	14,456,035.87
094	Shortage in construction stores	28,572.83	32,238.77
095	Dimunition in value of long term investments	0.00	0.00
096	Shortage in Fixed assets	0.00	448,717.49
097	Unfinished minimum work progress from oil & gas exploration	0.00	0.00
098	Unserviceable capital works	0.00	0.00
099	Tariff Adjustment	-153,928,000.00	102,674,000.00
100	Others :	0.00	0.00
101	(i) Provision for arbitration cases	0.00	0.00
102	(ii) Other provisions	0.00	0.00
103	**Total (Provisions)**	**-149,471,795.56**	**118,164,966.22**
104		0.00	0.00
106	**Total**	**2,909,920,802.18**	**2,687,339,114.63**
107		0.00	0.00
108	**Breakup of miscellaneous expenses.**	**0.00**	**0.00**
110	Hire charges of office equipment	0.00	0.00
112	Operating expenses of construction equipment	0.00	0.00
113	Operating expenses of D.G. sets	0.00	0.00
114	Furnishing expenses	433,509.67	629,583.80
115	Subscription to trade and other associations.	0.00	0.00
117	Visa and entry permit charges	0.00	0.00
118	Tree plantation exp.-NTPC Land	0.00	926,807.00
119	Research & development expenses	31,500.00	2,050.00
120	Less : Grants received for Research & develoment expenses.	0.00	0.00
121	Sub-total (Research & development expenses)	31,500.00	2,050.00
122	Bank charges	8,739.94	56,917.76
123	Business Development Expenditure	0.00	0.00
124	Surcharge (NVVN)	0.00	0.00
125	Power Trading Expenses	1,894,529.00	1,045,477.00
126	Brokerage & commission	2,538,495.00	2,292,010.00
130	Books and periodicals	49,966.00	83,679.00
131	Claims/advances written off	0.00	0.00
132	Stores written off	0.00	0.00
133	Survey &Investigation expenses written off	0.00	0.00
134	Others	19,201,671.11	9,123,376.14
135	**Total**	**24,158,410.72**	**14,159,900.70**
136		0.00	0.00
137		0.00	0.00
138		0.00	0.00

Locked: 26.04.2023 - 19:13:15
Run on: 26.04.2023 - 19:16:40 Version: 0

UNCHAHAR SUPER THERMAL POWER STATION

NOTE NO. 43 TO THE FS--EXPENDITURE DURING CONSTRUCTION PERIOD (NET) **(Amount in ₹)**

	For the Year ended	31.03.2023	31.03.2022
001	**EXPENDITURE DURING CONSTRUCTION PERIOD (NET)**	**0.00**	**0.00**
002	A. Employee benefits expense	0.00	0.00
003	Salaries and wages	120,166,739.31	2,653,249.78
004	Contribution to provident and other funds	849,458.06	382,093.11
005	Unwinding of deffered payroll expenses	0.00	0.00
006	Staff welfare expenses	206,552.88	125,901.57
007	**Total (A)**	**121,242,750.25**	**3,161,244.46**
008	**B. Finance Costs**	**0.00**	**0.00**
009	Finance charges on financial liabilities measured at amortised cost	0.00	0.00
010	Bonds	135,458,412.65	141,647,352.67
011	Foreign currency term loans	39,787,213.77	7,252,404.50
012	Rupee term loans	47,891,573.56	55,187,985.16
013	Foreign currency bonds/notes	18,495,883.14	27,587,542.09
014	Unwinding of discount on account of vendor liabilities	0.00	0.00
015	Others	0.00	0.00
016		0.00	0.00
017	Other Borrowings Costs	0.00	0.00
018	Guarantee Commission	0.00	0.00
019	Management Fees/Arrangers Fees	0.00	0.00
020	Commitment charges/Exposure Premium	905,975.78	1,696,204.11
021	Legal Expenses on foreign currency loans	0.00	0.00
022	Foreign currency bonds/notes expenses	0.00	0.00
023	Foreign Credit Insurance Premium	0.00	0.00
024	Upfront Fee	0.00	0.00
025	Exchange Differences	0.00	0.00
026	Others	6,100,254.47	4,157,092.65
027	Exchange differences regarded as adjustment to interest cost	45,225,472.14	0.00
028	**Total (B)**	**293,864,785.51**	**237,528,581.38**
029		0.00	0.00
030	C. Depreciation and amortisation	0.00	0.00
031	**D. Generation , administration and other expenses**	**0.00**	**0.00**
032	Power charges	17,159,774.00	0.00
033	Less: Recovered from contractors & employees	13,911.26	4,304.13
034	**Sub-total(Net power charges)**	**17,145,862.74**	**-4,304.13**
035	Water charges	675,546.00	0.00
036	Rent	0.00	0.00
037	Repairs & maintenance	0.00	0.00
038	Buildings	0.00	-14,031.51
039	Construction equipment	0.00	0.00
040	Others	0.00	0.00
041		0.00	0.00
042	Insurance	0.00	0.00

Locked: 26.04.2023 - 19:13:16
Run on: 26.04.2023 - 19:16:46 Version: 0

अपर महाप्रबंधक (वाणिज्यिक)
Addl. General Manager (Commercial)
एन टी पी सी लिमिटेड/NTPC LIMITED

UNCHAHAR SUPER THERMAL POWER STATION

NOTE NO. 43 TO THE FS--EXPENDITURE DURING CONSTRUCTION PERIOD (NET) **(Amount in ₹)**

	For the Year ended	31.03.2023	31.03.2022
043	Rates and taxes	108.00	0.00
044	Communication expenses	113,501.00	28,000.00
045	Travelling expenses	184,775.16	131,306.25
046	Tender expenses	0.00	0.00
047	Less: Income from sale of tenders	0.00	0.00
048	**Sub-total (Net tender expenses)**	**0.00**	**0.00**
049	Advertisement and publicity	0.00	0.00
050	Security expenses	0.00	0.00
051	Entertainment expenses	46,000.01	0.00
052	Guest house expenses	0.00	0.00
053	Less: Receipt from guest house	0.00	0.00
054	**Sub-total (Net Guest House Expenses)**	**0.00**	**0.00**
055	Education expenses	0.00	0.00
056	Brokerage & Commission	0.00	0.00
057	Books and periodicals	0.00	0.00
058	Community development expenses	0.00	0.00
059	Professional charges and consultancy fee	7,421,424.00	0.00
060	Legal expenses	0.00	0.00
061	EDP Hire and other charges	0.00	0.00
062	Printing and stationery	600.00	0.00
063	Miscellaneous expenses	4,409,420.28	828,960.83
064	**Total (D)**	**29,997,237.19**	**969,931.44**
065	**Total (A+B+C+D)**	**445,104,772.95**	**241,659,757.28**
066	**E. Less: Other Income**	**0.00**	**0.00**
067	Interest from	0.00	0.00
068	Indian banks	0.00	0.00
069	Foreign banks	0.00	0.00
070	Others	0.00	0.00
071	Contractors	0.00	0.00
072	Hire charges	0.00	0.00
073	Sale of scrap	0.00	0.00
074	Exchange Differences	0.00	0.00
075	Miscellaneous income	32,610.00	15,760.16
076	**TOTAL (E)**	**32,610.00**	**15,760.16**
077	F. Net actuarial gain/loss OCI	2,197.91	8,645.51
078		0.00	0.00
079	**GRAND TOTAL (A+B+C+D-E+F)**	**445,074,360.86**	**241,652,642.63**
080		0.00	0.00
081	*** Balance carried to Capital Work-in-progress - (Note 3)**	**445,074,360.86**	**241,652,642.63**

Locked: 26.04.2023 - 19:13:16
Run on: 26.04.2023 - 19:16:46 Version: 0

UNCHAHAR SUPER THERMAL POWER STATION

NOTE NO. 43A TO THE FS--EDC- COAL MINING **(Amount in ₹)**

	For the Year ended	31.03.2023	31.03.2022
001	**EDC- Coal Mining**	**0.00**	**0.00**
002	A. Employee benefits expense	0.00	0.00
003	Salaries and wages	0.00	0.00
004	Contribution to provident and other funds	0.00	0.00
005	Unwinding of deffered payroll expenses	0.00	0.00
006	Staff welfare expenses	0.00	0.00
007	**Total (A)**	**0.00**	**0.00**
008	**B. Finance Costs**	**0.00**	**0.00**
009	Finance charges on financial liabilities measured at amortised cost	0.00	0.00
010	Bonds	0.00	0.00
011	Foreign currency term loans	0.00	0.00
012	Rupee term loans	0.00	0.00
013	Foreign currency bonds/notes	0.00	0.00
014	Unwinding of discount on account of vendor liabilities	0.00	0.00
015	Others	0.00	0.00
016		0.00	0.00
017	Other Borrowings Costs	0.00	0.00
018	Guarantee Commission	0.00	0.00
019	Management Fees/Arrangers Fees	0.00	0.00
020	Commitment charges/Exposure Premium	0.00	0.00
021	Legal Expenses on foreign currency loans	0.00	0.00
022	Foreign currency bonds/notes expenses	0.00	0.00
023	Foreign Credit Insurance Premium	0.00	0.00
024	Upfront Fee	0.00	0.00
025	Exchange Differences	0.00	0.00
026	Others	0.00	0.00
027	Exchange differences regarded as adjustment to interest cost	0.00	0.00
028	**Total (B)**	**0.00**	**0.00**
029		0.00	0.00
030	C. Depreciation and amortisation	0.00	0.00
031	**D. Generation , administration and other expenses**	**0.00**	**0.00**
032	Power charges	0.00	0.00
033	Less: Recovered from contractors & employees	0.00	0.00
034	**Sub-total(Net power charges)**	**0.00**	**0.00**
035	Water charges	0.00	0.00
036	Rent	0.00	0.00
037	Repairs & maintenance	0.00	0.00
038	Buildings	0.00	0.00
039	Construction equipment	0.00	0.00
040	Others	0.00	0.00
041	Cost of Captive Coal	0.00	0.00
042	Insurance	0.00	0.00
043	Rates and taxes	0.00	0.00

Locked: 26.04.2023 - 19:13:16
Run on: 26.04.2023 - 19:16:52 Version: 0

Addl. General Manager (Commercial)
NTPC LIMITED

NOTE NO. 43A TO THE FS--EDC- COAL MINING **(Amount in ₹)**

	For the Year ended	31.03.2023	31.03.2022
044	Communication expenses	0.00	0.00
045	Travelling expenses	0.00	0.00
046	Tender expenses	0.00	0.00
047	Less: Income from sale of tenders	0.00	0.00
048	**Sub-total (Net tender expenses)**	**0.00**	**0.00**
049	Advertisement and publicity	0.00	0.00
050	Security expenses	0.00	0.00
051	Entertainment expenses	0.00	0.00
052	Guest house expenses	0.00	0.00
053	Less: Receipt from guest house	0.00	0.00
054	**Sub-total (Net Guest House Expenses)**	**0.00**	**0.00**
055	Education expenses	0.00	0.00
056	Brokerage & Commission	0.00	0.00
057	Books and periodicals	0.00	0.00
058	Community development expenses	0.00	0.00
059	Professional charges and consultancy fee	0.00	0.00
060	Legal expenses	0.00	0.00
061	EDP Hire and other charges	0.00	0.00
062	Printing and stationery	0.00	0.00
063	Miscellaneous expenses	0.00	0.00
064	**Total (D)**	**0.00**	**0.00**
065	**Total (A+B+C+D)**	**0.00**	**0.00**
066	**E. Less: Other Income**	**0.00**	**0.00**
067	Interest from	0.00	0.00
068	Indian banks	0.00	0.00
069	Foreign banks	0.00	0.00
070	Others	0.00	0.00
071	Contractors	0.00	0.00
072	Hire charges	0.00	0.00
073	Sale of scrap	0.00	0.00
074	Exchange Differences	0.00	0.00
075	Miscellaneous income	0.00	0.00
076	**TOTAL (E)**	**0.00**	**0.00**
077	F. Net actuarial gain/loss OCI	0.00	0.00
078		0.00	0.00
079	**GRAND TOTAL (A+B+C+D-E+F)**	**0.00**	**0.00**
080		0.00	0.00
081	*** Balance carried to Capital Work-in-progress - (Note 3)**	**0.00**	**0.00**

Locked: 26.04.2023 - 19:13:16
Run on: 26.04.2023 - 19:16:52 Version: 0

Addl. General Manager (Commercial)
NTPC LIMITED

UNCHAHAR SUPER THERMAL POWER STATION

NOTE NO. 44-A TO THE FINANCIAL STATEMENTS **(Amount in ₹)**

	As at	31.03.2023	31.03.2022
001	Balance sheet	0.00	0.00
002	Freehold land for which conveyancing of the title is awaiting completion of legal formalities	0.00	0.00
003	(a) area (in acres)	0.00	0.00
004	(b) value (in rs)	0.00	0.00
005	Right-of-use land for which execution of lease deed is awaiting completion of legal formalities	0.00	0.00
006	(a) area (in acres)	0.00	0.00
007	(b) value (in rs)	0.00	0.00
008	Right-of-use land acquired on perpetual lease and accordingly not amortised	0.00	0.00
009	(a) area (in acres)	0.00	0.00
010	(b) value (in rs.)	0.00	0.00
011	Land in physical possesession of the company which has not been shown in the books pending settlement of price (in acres)	0.00	0.00
012	Deposit with government authorities towards land in possession of the company included in cost of land which is subject to adjus	0.00	0.00
013	**Land not in possession of the company**	**0.00**	**0.00**
014	(a) area (in acres)	0.00	0.00
015	-Freehold	0.00	0.00
016	-Right of Use	0.00	0.00
017	(b) value (in rs)	0.00	0.00
018	-Freehold	0.00	0.00
019	-Right of Use	0.00	0.00
020	Right-of-use buildings pending completion of legal fomalities - value (in rs.)	0.00	0.00
021	Estimated amount of contracts remaining to be executed on capital account and not provided for	0.00	0.00
022	Property, plant & equipment	6,732,545,053.35	7,452,040,947.15
023	Intangible assets	0.00	0.00
024	Details of precommissioning expenditure	0.00	0.00
025	(a) precommissioning expenses	0.00	0.00
026	(b) precommissioning income	0.00	0.00
027	(c) net precommissioning expenditure	0.00	0.00
028		0.00	0.00
029		0.00	0.00
030		0.00	0.00
031	Exchange rate variation taken to revenue during the year (with -ve sign, if favourable)	4,608,217.00	6,407,652.23
045	Exchange rate variation capitalised during the year (with -ve sign, if favourable)	346,415,378.30	104,937,394.00
064	Short Term Leases	0.00	0.00
065	A) Rent	0.00	0.00
066	Company lease accomodation - executives	80,033.49	339,822.00
067	Company lease accomodation - directors	0.00	0.00
068	Others	0.00	0.00

अपर महाप्रबंधक (वाणिज्यिक)
Addl. General Manager (Commercial)
एन टी पी सी लिमिटेड/NTPC LIMITED

UNCHAHAR SUPER THERMAL POWER STATION

NOTE NO. 44-A TO THE FINANCIAL STATEMENTS **(Amount in ₹)**

	As at	31.03.2023	31.03.2022
069	**Total**	**80,033.49**	**339,822.00**
101	Borrowing cost capitalised during the year	293,864,785.51	108,507,449.18
102	Revenue grants recognized during the year	0.00	0.00
103	Revenue expenditure on research and development	0.00	0.00
104	Capital expenditure on research and development.	0.00	0.00
105	Expenditure on sustainibility development - capital	0.00	1,565,665.00
106	Expenditure on csr- capital	0.00	0.00
107	Opening balance - CSR Liability	0.00	0.00
108	Paid/Adjusted during the Year out of Opening above	0.00	0.00
109	Amount yet to be paid against Cr Year CSR Exp	0.00	0.00
110	Closing Balance CSR- Liability (110)	0.00	0.00
111		0.00	0.00
112		0.00	0.00
113		0.00	0.00
114		0.00	0.00
115	Disclosure under msmed act 2006.	0.00	0.00
116	(i) (a) the principal amount remaining unpaid as at year end	-163,725,352.25	-290,147,699.58
117	(i) (b) interest due there on remaining unpaid as at Year end	0.00	0.00
118	(ii) the amount of interest paid by the buyer in terms of section 16, along with the amounts of the payment made to the supplier	0.00	0.00
119	(iii) the amount of interest due and payable for the period of delay in making payment(which has been paid but beyond the appoin	0.00	0.00
120	(iv) the amount of interest accrued and remaining unpaid at the end of the year; and	0.00	0.00
121	(v) the amount of further interest remaining due and payable even in the succeeding years, until such date when the interest due	0.00	0.00
122	Amount of inventories recognized as an expense (including fuel)	37,437,034,190.82	26,431,039,013.52
123	Amount of inventories capitalised as overhauling assets out of 122 above	192,442,780.57	136,245,085.05
124	Amount capitalised as edc out of 122 above	0.00	0.00
133	Value of Imported Material Consumed during the Year	0.00	0.00
134		0.00	0.00
135	Contingent liabilities	0.00	0.00
136	A. Claims against the company not acknowledged as debts in respect of :	0.00	0.00
137	(i)Capital works	23,639,360.00	19,928,898.00
138	(ii)Land compensation cases	0.00	0.00
139	(iii)Others by state authorities towards:-	0.00	0.00
140	(a) Water royalty / water charges / nala tax	0.00	0.00
141	(b) Diversion of land / building permission fees	0.00	0.00

Locked: 26.04.2023 - 19:13:40
Run on: 26.04.2023 - 19:18:12 Version: 0

अपर महाप्रबंधक (वाणिज्यिक)
Addl. General Manager (Commercial)
एन टी पी सी लिमिटेड/NTPC LIMITED

	As at	31.03.2023	31.03.2022
142	(c) Other demands by state authorities	0.00	0.00
143	(iv) Others by fuel companies	0.00	0.00
144	(a) Disputes related to grade slippage-third party sampling	-354,857,223.00	2,236,938,454.00
145	(b) Surface transportation charges on coal	19,073,835.00	0.00
146	(c) Take or pay claim - Gas stations	0.00	0.00
147	(d) Other claims by fuel companies not acknowledged as debt	185,924,241.00	417,853,504.00
149	B.Disputed tax demands	0.00	0.00
150	(i) Income tax	0.00	0.00
151	(ii) Excise duty	0.00	0.00
152	(iii) Sales tax	10,955,177.00	10,610,477.00
153	(iv) Service tax/GST	33,377,353.00	0.00
154	(v) Entry tax	6,342,984.00	6,142,435.00
155	C. Others	78,618,951.00	81,559,187.00
156	**Total**	**3,074,678.00**	**2,773,032,955.00**
157	D. Possible reimbursement on account of contingent liabilities	0.00	0.00
158	(i) Capital works	0.00	0.00
159	(ii)Land compensation cases	0.00	0.00
160	(iii)Others (by state authorities)	0.00	0.00
161		0.00	0.00
162	(iv) Others by fuel companies	-149,859,147.00	2,654,791,958.00
163	(v) Disputed income tax demand	0.00	0.00
164	(vi) Disputed tax demands -others	33,377,353.00	0.00
165	(vii) Others	70,269,101.00	74,504,340.00
167	**Total**	**-46,212,693.00**	**2,729,296,298.00**
168	E AMOUNT PAID UNDER PROTEST/ADJUSTED BY AUTHORITIES - TAX CASES	4,415,536.00	1,381,231.00
169	F CONTINGENT ASSETS	0.00	0.00
170	Intangible under development : less than 1 year	0.00	0.00
171	Intangible under development #: 1-2 year	0.00	0.00
227	Intangible under development #: 2-3 year	0.00	0.00
277	Intangible under development #: More than 3 years	0.00	0.00
278	**Capital-Work-in Progress (CWIP)**	**0.00**	**0.00**
279	Projects in progress	11,056,002,688.81	10,989,336,869.51
280	Projects temporarily suspended	0.00	0.00
281		0.00	0.00
282		0.00	0.00
283	**Projects in progress**	**0.00**	**0.00**
284	Less than 1 year	3,844,290,252.28	5,149,172,905.89
285	1-2 years	4,324,808,928.96	3,594,508,839.02
286	2-3 years	1,543,553,251.76	1,443,416,183.66
287	More than 3 years	1,343,350,255.81	802,238,940.94
288	**Sub Total (I)**	**11,056,002,688.81**	**10,989,336,869.51**
289		0.00	0.00

UNCHAHAR SUPER THERMAL POWER STATION

NOTE NO. 44-A TO THE FINANCIAL STATEMENTS **(Amount in ₹)**

	As at	31.03.2023	31.03.2022
290	**Projects temporarily suspended**	**0.00**	**0.00**
291	Less than 1 year	0.00	0.00
292	1-2 years	0.00	0.00
293	2-3 years	0.00	0.00
294	More than 3 years	0.00	0.00
295	**Sub Total (II)**	**0.00**	**0.00**
296		0.00	0.00
380	Previous year figures have been regrouped/rearranged wherever necessary.	0.00	0.00

Locked: 26.04.2023 - 19:13:40
Run on: 26.04.2023 - 19:18:12 Version: 0

अपर महाप्रबंधक (वाणिज्यिक)
Addl. General Manager (Commercial)
एन टी पी सी लिमिटेड/NTPC LIMITED

UNCHAHAR SUPER THERMAL POWER STATION

NOTE NO. 44-B TO THE FS--RPD DISCLOSURE- TRANSACTIONS DURING THE PERIOD **(Amount in ₹)**

	For the Year ended	31.03.2023	31.03.2022
001	**1) Transactions during the year- subsidiaries**	**0.00**	**0.00**
002	Purchase of equipment, supply & erection services	55,350,001.04	0.00
003	Purchase of spares	0.00	0.00
004	Maintenance services	0.00	0.00
005	Contracts for works/services for services provided by the company	0.00	0.00
006	Deputation of employees	0.00	0.00
007	Sales of goods	0.00	0.00
008	Sales of property and other assets	0.00	0.00
009	**Sub-total**	**55,350,001.04**	**0.00**
010		0.00	0.00
011	Dvidend received	0.00	0.00
012	Equity contributions made	0.00	0.00
013	Share application money pending allotment	0.00	0.00
014	Loans granted	0.00	0.00
015	Interest on Loan	0.00	0.00
016	Guarantees received	0.00	0.00
017	Guarantees provided	0.00	0.00
018	**Sub-total**	**0.00**	**0.00**
019		0.00	0.00
020	**Transactions during the year- jvs**	**0.00**	**0.00**
021	Purchase of equipment, supply & erection services	69,697,814.66	94,057,461.64
022	Purchase of spares	23,485,342.82	6,938,285.69
023	Maintenance services	697,433,967.50	543,056,641.17
024	Contracts for works/services for services provided by the company	-5,188,615.77	0.00
025	Deputation of employees	0.00	0.00
026	Sales of goods	0.00	0.00
027	Sales of property and other assets	0.00	0.00
028	**Sub-total**	**784,428,509.21**	**644,052,388.50**
029	Dividend received	0.00	0.00
030	Equity contributions made	0.00	0.00
031	Share application money pending allotment	0.00	0.00
032	Loans granted	0.00	0.00
033	Guarantees received	0.00	0.00
034	Interest on Loan	0.00	0.00
035	Guarantees provided	0.00	0.00
036	**Sub-total**	**0.00**	**0.00**
037	**Total**	**839,778,510.25**	**644,052,388.50**
038	**Transactions with post employment benefit plans**	**0.00**	**0.00**
039	Contributions made during the year	0.00	0.00
040	**Compensation to key management personnel**	**0.00**	**0.00**
041	Short term employee benefits	0.00	0.00
042	Post employment benefits	0.00	0.00
043	Other long term benefits	0.00	0.00
044	Termination benefits	0.00	0.00

Locked: 26.04.2023 - 19:13:40
Run on: 26.04.2023 - 19:16:57 Version: 0

Addl. General Manager (Commercial)
NTPC LIMITED

UNCHAHAR SUPER THERMAL POWER STATION

NOTE NO. 44-B TO THE FS--RPD DISCLOSURE- TRANSACTIONS DURING THE PERIOD **(Amount in ₹)**

	For the Year ended	31.03.2023	31.03.2022
045	Sitting Fee	0.00	0.00
046	Share based payments	0.00	0.00
047	**Sub-total**	**0.00**	**0.00**
048	**Transactions with the related parties under the control of the same government:**	**0.00**	**0.00**
049	Coal india ltd.. And its subsidiaries- purchase of coal	9,265,253,453.10	12,170,715,734.00
050	Singareni coalfields ltd- purchase of coal	252,552,445.00	200,262,156.00
051	**Bhel ltd.**	**0.00**	**0.00**
052	Purchase of equipment, supply & erection services	1,256,428.00	541,030.00
053	Purchase of spares	312,633,924.29	156,411,011.64
054	Maintenance services	160,105,714.00	123,606,433.48
055	**Sub-total**	**473,996,066.29**	**280,558,475.12**
056	Gail (i) ltd. Supply of natural gas	0.00	0.00
057	Iocl supply of oil products	839,252,599.00	622,537,061.44
058	Bpcl-supply of natural gas and oil	0.00	0.00
059	Sail-supply of steel and iron products	141,072,951.91	201,492,528.12
060	Other entities	0.00	0.00
061	Purchase of equipments & erection services	2,689,674.00	3,316,370.00
062	Purchase of spares	11,728,104.55	40,011,867.97
063	Maintenance services	55,348,676.60	28,025,271.63
064		0.00	0.00
065	**Total**	**11,041,893,970.45**	**13,546,919,464.28**
066	**Transaction with other**	**0.00**	**0.00**
067	**Transaction with ntpc education and research society and ntpc foundation**	**0.00**	**0.00**
068	- transactions during the year	0.00	0.00
069	ADDITIONAL TRANSACTIONS WITH RELATED PARTIES FOR PSU	0.00	0.00
070	Additional Transactions with GAIL	0.00	0.00
071	Additional Transactions with subsidiaries	0.00	0.00
072	Additional Transactions with joint ventures	0.00	0.00
073		0.00	0.00
074		0.00	0.00

UNCHAHAR SUPER THERMAL POWER STATION

NOTE NO. 44-C TO THE FS--RPD DISCLOSURE- OUTSTANDING BALANCES **(Amount in ₹)**

	As at	31.03.2023	31.03.2022
001	**Outstanding balance**	**0.00**	**0.00**
002	**Amount recoverable towards loans**	**0.00**	**0.00**
003	- From Subsidiaries	0.00	0.00
004	- From JVC	0.00	0.00
005	- From KMP	0.00	0.00
006	- From Others	0.00	0.00
007	Sub-total	0.00	0.00
008	**Amount recoverable other than loan**	**0.00**	**0.00**
009	- from subsidiaries	0.00	0.00
010	- from joint ventures	813,348,951.90	602,482,656.00
011	- from key managerial personnel	0.00	0.00
012	- from post employment benfit plans	0.00	0.00
013	- from others	0.00	0.00
014	Sub-total	813,348,951.90	602,482,656.00
015	**Amount payable**	**0.00**	**0.00**
016	- from subsidiaries	86,483,901.60	128,851,986.00
017	- from joint ventures	82,802,703.20	72,046,187.00
018	- from key managerial personnel	0.00	0.00
019	- from post employment benfit plans	0.00	0.00
020	- from others	0.00	0.00
021	Sub-total	169,286,604.80	200,898,173.00
022		0.00	0.00

Locked: 26.04.2023 - 19:13:41
Run on: 26.04.2023 - 19:19:33 Version: 0

Additional General Manager (Commercial)
एन टी पी सी लिमिटेड/NTPC LIMITED

UNCHAHAR SUPER THERMAL POWER STATION

BALANCE SHEET **(Amount in ₹)**

	As at	Note	31.03.2024	31.03.2023
001	**ASSETS**		**0.00**	**0.00**
002			**0.00**	**0.00**
003	**NON-CURRENT ASSETS**		**0.00**	**0.00**
004	PROPERTY, PLANT & EQUIPMENT	2	35,290,885,280.88	34,659,028,214.40
005	CAPITAL-WORK-IN-PROGRESS	3	10,259,671,589.22	11,056,002,688.81
006	INVESTMENT PROPERTY	4	0.00	0.00
007	INTANGIBLE ASSETS	5	835,906.50	14,583.50
008	INTANGIBLE ASSETS UNDER DEVELOPMENT	6	0.00	0.00
009	**FINANCIAL ASSETS**		**0.00**	**0.00**
010	i) EQUITY INVESTMENTS IN SUBSIDIARIES AND JOINT VENTURES	7	0.00	0.00
011	ii) OTHER INVESTMENTS	8	0.00	0.00
012	iii) LOANS	9	100,011,331.63	78,491,470.33
013	IV) TRADE RECEIVABLES	10	0.00	0.00
014	V) OTHER FINANCIAL ASSETS	11	0.00	0.00
015	OTHER NON-CURRENT ASSETS	12	4,133,043,730.46	4,035,893,861.34
017	**TOTAL NON-CURRENT ASSETS**		**49,784,647,838.60**	**49,830,430,918.38**
018			**0.00**	**0.00**
019	**CURRENT ASSETS**		**0.00**	**0.00**
020	INVENTORIES	13	5,748,294,193.51	5,473,042,123.08
021	**FINANCIAL ASSETS**		**0.00**	**0.00**
022	I) OTHER INVESTMENTS	14	0.00	0.00
023	II) TRADE RECEIVABLES	15	0.00	0.00
024	III) CASH AND CASH EQUIVALENTS	16	48,181.00	48,181.00
025	IV) BANK BALANCES OTHER THAN CASH AND CASH EQUIVALENTS	17	0.00	0.00
026	V) LOANS	18	63,146,352.62	62,176,182.92
027	VI) OTHER FINANCIAL ASSETS	19	1,149,641,336.02	786,760,716.35
028	CURRENT TAX ASSETS (NET)		0.00	0.00
029			0.00	0.00
030	OTHER CURRENT ASSETS	20	6,401,993,760.22	5,973,817,606.46
031			0.00	0.00
032	**TOTAL CURRENT ASSEETS**		**13,363,325,825.37**	**12,295,834,809.81**
033	ASSETS HELD FOR SALE	21	2,470,053.82	2,579,269.62
036	REGULATORY DEFERRAL ACCOUNT DEBIT BALANCES	22	-152,830,356.68	340,277,032.94
037	**TOTAL ASSETS**		**62,997,585,348.11**	**62,469,122,030.75**
038	**EQUITY AND LIABILITIES**		**0.00**	**0.00**
039	**EQUITY**		**0.00**	**0.00**
040	EQUITY SHARE CAPITAL	23	0.00	0.00
041	OTHER EQUITY	24	93,611,028,758.28	89,400,133,092.51
044	**TOTAL EQUITY**		**93,611,028,758.28**	**89,400,133,092.51**
045			0.00	0.00
046	**LIABILITIES**		**0.00**	**0.00**
047	**NON-CURRENT LIABILITIES**		**0.00**	**0.00**
048	**FINANCIAL LIABILITIES**		**0.00**	**0.00**
049	i) BORROWINGS	25	0.00	0.00

Locked: 27.04.2024 - 16:23:57
Run on: 27.04.2024 - 16:37:12 Version: 0

Additional General Manager (Commercial)
NTPC LIMITED

UNCHAHAR SUPER THERMAL POWER STATION

BALANCE SHEET **(Amount in ₹)**

	As at	Note	31.03.2024	31.03.2023
050	II) LEASE LIABILITIES	26	0.00	0.00
051	**III) TRADE PAYABLES**		**0.00**	**0.00**
052	- TOTAL OUTSTANDING DUES OF MICRO AND SMALL ENTERPRISES	27	0.00	0.00
053	- TOTAL OUTSTANDING DUES OF CREDITORS OTHER THAN MICRO AND SMALL ENTERPRISES	27	0.00	0.00
054	IV) OTHER FINANCIAL LIABILITIES	28	11,843,490.40	9,119,344.44
055	PROVISIONS	29	0.00	0.00
056	DEFERRED TAX LIABILITIES (NET)	30	0.00	0.00
057	OTHER NON-CURRENT LIABILITIES	31	0.00	0.00
058			**0.00**	**0.00**
059	**TOTAL NON-CURRENT LIABILITIES**		**11,843,490.40**	**9,119,344.44**
060			**0.00**	**0.00**
061	**CURRENT LIABILITIES**		**0.00**	**0.00**
062	**FINANCIAL LIABILITIES**		**0.00**	**0.00**
063	I) BORROWINGS	32	0.00	0.00
064	II) LEASE LIABILITIES	33	0.00	0.00
065	**III) TRADE PAYABLES**		**0.00**	**0.00**
066	- TOTAL OUTSTANDING DUES OF MICRO AND SMALL ENTERPRISES	34	110,291,486.72	79,261,261.31
067	- TOTAL OUTSTANDING DUES OF CREDITORS OTHER THAN MICRO AND SMALL ENTERPRISES	34	4,793,032,154.90	4,434,696,786.81
068	III) OTHER FINANCIAL LIABILITIES	35	4,230,808,318.53	4,808,161,907.18
069	OTHER CURRENT LIABILITIES	36	293,531,139.73	131,932,224.97
070	PROVISIONS	37	10,754,352.61	15,557,861.40
071	CURRENT TAX LIABILITIES (NET)	38	0.00	0.00
072			**0.00**	**0.00**
073	**TOTAL CURRENT LIABILITIES**		**9,368,327,451.10**	**9,469,610,073.67**
074			**0.00**	**0.00**
077	DEFERRED REVENUE	39	823,920,000.00	698,070,000.00
078	REGULATORY DEFERRAL ACCOUNT CREDIT BALANCES	39A	0.00	0.00
079	INTER UNIT ACCOUNTS		-40,617,814,351.76	-37,256,710,479.87
080			**0.00**	**0.00**
081	**TOTAL EQUITY AND LIABILITIES**		**82,997,595,349.11**	**82,469,122,038.75**
082	Material Accounting Policies as per note 1	1	0.00	0.00
083			0.00	0.00
084	The Accompanying notes 1 to 48A form an integral part of these financial statements.		0.00	0.00
086			**0.00**	**0.00**

SUYASH SOMNATH KAPUR — Digitally signed by SUYASH SOMNATH KAPUR, Date: 2024.04.30 13:44:48 +05'30'

(Auditor Initial & Stamp)

VENKATESWAR BOMPADA — Digitally signed by VENKATESWAR BOMPADA, Date: 2024.04.27 17:18:52 +05'30'

(Head of Finance)

Digitally signed by MANDEEP SINGH CHHABRA, Date: 2024.04.29 13:14:04 +05'30'

(Head of Unit)

अपर महाप्रबंधक (वाणिज्यिक)
Addl. General Manager (Commercial)
एन टी पी सी लिमिटेड/NTPC LIMITED

Locked: 27.04.2024 - 16:23:57
Run on: 27.04.2024 - 16:37:12 Version: 0

UNCHAHAR SUPER THERMAL POWER STATION

STATEMENT OF PROFIT AND LOSS

(Amount in ₹)

	For the Year ended	Note	31.03.2024	31.03.2023
001	**Revenue**		**0.00**	**0.00**
002	Revenue from operations	40	48,268,738,413.94	55,828,957,259.00
003	Other income	41	232,671,769.65	400,724,589.23
005	**Total income**		**48,501,410,183.59**	**56,229,681,848.23**
007	**Expenses**		**0.00**	**0.00**
008	Fuel including cost of captive coal	42	34,780,468,097.18	35,667,591,444.09
009	Employee benefits expense	43	1,602,752,776.62	1,770,246,139.87
010	Electricity purchased for trading		0.00	0.00
011	Finance costs	44	1,373,148,271.09	1,378,985,699.48
012	Depreciation, amortization and impairment expenses	45	2,867,467,605.34	2,817,000,982.77
013			0.00	0.00
014	Other expenses	46	2,548,899,167.58	2,921,415,425.37
015	CC expenses charge to revenue		431,189,181.01	453,382,311.49
016	Less: Unit expenses transferred to CC		79,648.00	1,656,134.55
017	**Total expenses**		**43,803,935,449.32**	**46,006,936,068.42**
020	**Profit before exceptional items & tax**		**4,697,474,734.27**	**10,222,745,779.81**
021	Exceptional items		0.00	0.00
024	**Profit before tax**		**4,697,474,734.27**	**10,222,745,779.81**
027	**Tax expense:**		**0.00**	**0.00**
028	Current tax		0.00	0.00
031	Deferred tax		0.00	0.00
034			0.00	0.00
035	**Total Tax expense**		**0.00**	**0.00**
036	**Profit for the period before regulatory deferral account balances**		**4,697,474,734.27**	**10,222,745,779.81**
037	**Movement in regulatory deferral account balances**		**0.00**	**0.00**
038	Regulatory deferred account - deferred		0.00	0.00
039	Others		-493,215,401.58	-3,572,020,652.45
040	Tax impact on regulatory deferral account balances		0.00	0.00
041	**Net movement in regulatory deferral account balances (net of tax)**		**-493,215,401.58**	**-3,572,020,652.45**
042	**Profit for the period/ year**		**4,204,259,332.69**	**6,650,725,124.36**
055	**Other comprehensive income**		**0.00**	**0.00**
056	**(A) Items that will not be reclassified to profit or loss**		**0.00**	**0.00**
057	- Net gains/(losses) on fair value of equity instruments through other comprehensive income		0.00	0.00
058	Income tax on above that will not be reclassified to profit or loss		0.00	0.00
059	- Net actuarial gains/(losses) on defined benefit plans		6,636,334.68	-23,910,694.07
060	Income tax on above that will not be reclassified to profit or loss		0.00	0.00
064			0.00	0.00
065	**Other comprehensive income for the year, net of income tax**		**6,636,334.68**	**-23,910,694.07**
070			0.00	0.00
071			0.00	0.00
072	**Total Comprehensive Income for the year**		**4,210,895,666.77**	**6,626,814,430.29**

Locked: 27.04.2024 - 16:23:29
Run on: 27.04.2024 - 16:35:32 Version: 0

Addl. General Manager (Commercial)
NTPC LIMITED

UNCHAHAR SUPER THERMAL POWER STATION

STATEMENT OF PROFIT AND LOSS **(Amount in ₹)**

	For the Year ended	Note	31.03.2024	31.03.2023
086			0.00	0.00
087	**Earnings per equity share**		**0.00**	**0.00**
088	Basic & Diluted		0.00	0.00
089	Material Accounting Policies		0.00	0.00
090			0.00	0.00
091	The accompanying notes 1 to 48 form an integral part of these financial statements.		0.00	0.00

SUYASH SOMNATH KAPUR Digitally signed by Suyash Somnath Kapur Date: 2024.04.27 17:41:54 +05'30'

(Auditor Initial & Stamp)

VENKATESWAR BOMPADA Digitally signed by VENKATESWAR BOMPADA Date: 2024.04.27 17:18:30 +05'30'

(Head of Finance)

Digitally signed by MANDEEP SINGH CHHABRA Date: 2024.04.29 13:14:29 +05'30'

(Head of Unit)

अपर महाप्रबंधक (वाणिज्यिक)
Addl. General Manager (Commercial)
एन टी पी सी लिमिटेड/NTPC LIMITED

UNCHAHAR SUPER THERMAL POWER STATION

OTHER COMPREHENSIVE INCOME **(Amount in ₹)**

	For the Year ended	31.03.2024	31.03.2023
001		0.00	0.00
002	**Other comprehensive income**	**0.00**	**0.00**
003	**(A) Items that will not be reclassified to profit or loss**	**0.00**	**0.00**
004	- Net gains/(losses) on fair value of equity instruments through other comprehensive income	0.00	0.00
005	Income tax on above that will not be reclassified to profit or loss	0.00	0.00
006	- Net acturial gains/(losses) on defined benefit plans	6,636,334.08	-23,910,694.07
007	Income tax on above that will not be reclassified to profit or loss	0.00	0.00
008		0.00	0.00
009	(B) Items that will be reclassified to profit or loss	0.00	0.00
010	Income tax relating to above items that will be reclassified to profit or loss	0.00	0.00
011		0.00	0.00
012	**Other comprehensive income for the year, net of income tax**	**6,636,334.08**	**-23,910,694.07**
013		0.00	0.00
014	**Total comprehensive income for the year (A+B)**	**6,636,334.08**	**-23,910,694.07**

Locked: 27.04.2024 - 16:23:29
Run on: 27.04.2024 - 16:35:30 Version: 0

Addl. General Manager (Commercial)
NTPC LIMITED

Note forming part of Balance Sheet
NOTE NO. 2 TO THE FS-NCA-PROPERTY, PLANT AND EQUIPMENT
Business Area :1006

(Amount in Rupees)

Asset Class	Opening Gross Block As At 01.04.2023	Additions	Deductions/ Adjustments	Closing Gross Block As At 31.03.2024	Opening Depreciation As At 01.04.2023	Additions	Deductions/ Adjustments	Closing Depreciation As At 31.03.2024	Net Block As At 31.03.2024	Net Block As At 31.03.2023
1 TANGIBLE ASSETS	0.00	0.00	0.00	0.00	0.00	0.00	0.00	0.00	0.00	0.00
2 Land : (including development expenses)	0.00	0.00	0.00	0.00	0.00	0.00	0.00	0.00	0.00	0.00
3 Freehold	79359119.00	0.00	0.00	79359119.00	0.00	0.00	0.00	0.00	79359119.00	79359119.00
4 Right of Use	2533024.59	0.00	0.00	2533024.59	1256359.28	191670.32	0.00	1448029.60	1084994.99	1276674.31
5 Submergence	0.00	0.00	0.00	0.00	0.00	0.00	0.00	0.00	0.00	0.00
6 Right of use - Coal Bearing Area Land	0.00	0.00	0.00	0.00	0.00	0.00	0.00	0.00	0.00	0.00
7 Roads,bridges, culverts & helipads	83549640.50	0.00	0.00	83549640.50	34393946.86	3599990.32	0.00	37993937.18	45555703.32	49155693.64
8 Building :	0.00	0.00	0.00	0.00	0.00	0.00	0.00	0.00	0.00	0.00
a) Freehold	0.00	0.00	0.00	0.00	0.00	0.00	0.00	0.00	0.00	0.00
b) Main plant	2603812167.78	0.00	0.00	2603812167.78	693239502.21	111887365.21	0.00	805126867.42	1798685300.36	1910572665.57
c) Others	1120623224.56	301465123.84	(1282157.15)	1420706191.25	361573967.28	62513002.13	(978493.75)	423108475.66	997597715.59	758949257.28
d) Right of Use	0.00	0.00	0.00	0.00	0.00	0.00	0.00	0.00	0.00	0.00
e) Temporary erection	0.00	0.00	0.00	0.00	0.00	0.00	0.00	0.00	0.00	0.00
14 Water Supply, drainage & sewerage system	179751294.03	66144486.66	0.00	245895780.69	73601468.91	8863385.04	0.00	82464843.95	163430936.74	106149835.12
15 Hydraulic works, barrages, dams, tunnels and power channel	0.00	0.00	0.00	0.00	0.00	0.00	0.00	0.00	0.00	0.00
16 MGR track and signalling system	1139101.10	0.00	0.00	1139101.10	592278.69	54010.54	0.00	646289.23	492811.87	546822.41
17 Railway siding	48303051.21	432718208.15	0.00	481021259.36	23742295.65	17441903.82	0.00	41184199.47	439837059.89	24560755.56
18 Earth dam reservoir	0.00	0.00	0.00	0.00	0.00	0.00	0.00	0.00	0.00	0.00
19 Plant and machinery(including associated civil works) Owned Asset	47433120330.63	2840468077.05	(137204109.98)	50136404297.70	16981967655.04	2850947736.62	(146914796.81)	19686000596.85	31450403700.85	31451152675.59

Note forming part of Balance Sheet
NOTE NO. 2 TO THE FS-NCA-PROPERTY, PLANT AND EQUIPMENT
Business Area :1006

(Amount in Rupees)

Asset Class	Opening Gross Block As At 01.04.2023	Additions	Deductions/ Adjustments	Closing Gross Block As At 31.03.2024	Opening Depreciation As At 01.04.2023	Additions	Deductions/ Adjustments	Closing Depreciation As At 31.03.2024	Net Block As At 31.03.2024	Net Block As At 31.03.2023
20 Plant and machinery(including associated civil works) -Right of use Asset	0.00	0.00	0.00	0.00	0.00	0.00	0.00	0.00	0.00	0.00
21 Furniture and fixtures	126401146.21	32708124.00	(301256.21)	158808014.00	63669044.51	7213852.43	(49452.41)	70833444.53	87974569.47	62732101.70
22 Assets under 5 Km Scheme	0.00	0.00	0.00	0.00	0.00	0.00	0.00	0.00	0.00	0.00
23 Vehicles including speed boats / helicopter - Owned	492626.75	0.00	0.00	492626.75	257492.98	18276.36	0.00	275769.34	217057.41	235333.77
24 Vehicles including speed boats-Helicopter - Right of use	0.00	0.00	0.00	0.00	0.00	0.00	0.00	0.00	0.00	0.00
25 Office equipment	109674837.30	23460896.48	5658220.34	138803954.12	69676394.34	9654729.36	4170846.36	83501970.06	55301984.06	39998442.96
26 HP, WP machines and satcom equipment	129997587.04	7680323.20	(16607159.50)	121070750.74	84958148.03	18946206.32	(14602204.85)	89302149.50	31768601.24	45039439.01
27 Construction equipments	72747339.51	0.00	0.00	72747339.51	35940126.32	3986485.71	0.00	39926612.03	32820727.48	36807213.19
28 Electrical Installations	115328864.67	29535450.35	0.00	144864315.02	54637049.36	13386165.81	0.00	68023215.17	76841099.85	60691815.31
29 Communication equipments	49093717.65	1939226.00	1468892.00	52501745.65	25945087.96	4760911.38	1068414.83	31774414.17	20727331.48	23148629.69
30 Hospital equipments	24308862.68	1902276.00	5293.49	26216232.17	15656922.39	1667393.80	4648.59	17329464.78	8886767.39	8651740.29
31 Laboratory and workshop equipments	0.00	0.00	0.00	0.00	0.00	0.00	0.00	0.00	0.00	0.00
32 Capital expenditure on assets not owned by the Company	0.00	0.00	0.00	0.00	0.00	0.00	0.00	0.00	0.00	0.00
33 Assets of Government	0.00	0.00	0.00	0.00	0.00	0.00	0.00	0.00	0.00	0.00

Note forming part of Balance Sheet
NOTE NO. 2 TO THE FS-NCA-PROPERTY, PLANT AND EQUIPMENT
Business Area :1006

(Amount in Rupees)

Asset Class	Opening Gross Block As At 01.04.2023	Additions	Deductions/ Adjustments	Closing Gross Block As At 31.03.2024	Opening Depreciation As At 01.04.2023	Additions	Deductions/ Adjustments	Closing Depreciation As At 31.03.2024	Net Block As At 31.03.2024	Net Block As At 31.03.2023
34 Less:Grants from Government	0.00	0.00	0.00	0.00	0.00	0.00	0.00	0.00	0.00	0.00
35 Less: Recoverable from GOI	0.00	0.00	0.00	0.00	0.00	0.00	0.00	0.00	0.00	0.00
36 Assets for ash utilisation	16758919.33	52863.98	0.00	16811783.31	0.00	0.00	0.00	0.00	16811783.31	16758919.33
37 (Less):-Adjusted from fly ash utilisation reserve fund	16758919.33	52863.98	0.00	16811783.31	0.00	0.00	0.00	0.00	16811783.31	16758919.33
38 Mine Restoration Cost	0.00	0.00	0.00	0.00	0.00	0.00	0.00	0.00	0.00	0.00
39 Mining Properties	0.00	0.00	0.00	0.00	0.00	0.00	0.00	0.00	0.00	0.00
Grand Total (Tangible)	52180135935.21	3738042191.73	(146252367.01)	55769925759.93	17521107720.81	3115133796.17	(157301038.04)	20478940478.94	35290985280.99	34659028214.40
Grand Total Prev Year (Tangible)	47638725281.65	4775473674.70	(234063021.18)	52180135935.21	15056073041.59	2967327123.37	(502292444.15)	17521107720.81	34659028214.40	32582652240.10

Note forming part of Balance Sheet
NOTE NO. 2 TO THE FS-NCA-PROPERTY, PLANT AND EQUIPMENT
Business Area :1006

(Amount in Rupees)

Details of Adjustments of Gross Block and Depreciation/Amortization				
Particulars	**Gross Block**		**Depreciation/Amortization**	
	Tangible As At: 31.03.2024	**Tangible As At: 31.03.2023**	**Tangible As At: 31.03.2024**	**Tangible As At: 31.03.2023**
Disposal of assets	(4354142.85)	(10835737.44)	(4354142.85)	(10835737.44)
Retirement of assets	(180920787.86)	(523039289.44)	(152519056.46)	(492281799.37)
Cost adjustments	49073490.02	298414563.01	0.00	0.00
Assets capitalised with retrospective effect / Write back of excess capitalisation	0.00	0.00	0.00	0.00
Depreciation on construction equipment capitalised as EDC	0.00	0.00	0.00	0.00
Prior Period Depreciation due to Assets capitalised with retrospective effect / Write back of excess capitalisation	0.00	0.00	0.00	0.00
Special Depreciation (As per New Policy)	0.00	0.00	0.00	0.00
Transfer in/out because of Inter Unit transfers	(12352470.11)	1392358.89	(729382.52)	820008.86
Others	301543.79	5083.80	301543.79	5083.80
TOTAL	**(148252367.01)**	**(234063021.18)**	**(157301038.04)**	**(502292444.15)**

Note - Additions during the year includes capital expenditure towards CSR (in Rs.) : 0.00

Note forming part of Balance Sheet

(Amount in Rupees)

NOTE NO. 3 TO THE FS-NCA-CAPITAL WORK-IN-PROGRESS

Business Area: UNCHAHAR SUPER THERMAL POWER STATION

Sl No	Asset Class	As At 01.04.2023	Addition	Deduction/ Adjustment	Capitalized	As At 31.03.2024
	1	2	3	4	5	6
1	CAPITAL WORK-IN-PROGRESS					
2	Development of land					
3	Roads, bridges, culverts & helipads	8639241.53	8560254.99	(6030803.31)		11168693.21
4	Piling and foundation					
5	Buildings :					
6	Main plant					
7	Others	310922982.75	139342767.07	(20745431.96)	293601694.88	135918622.98
8	Temporary erection					
9	Water supply, drainage and sewerage system	143325946.35	19894106.97	(66143.70)		162953909.62
10	Hydraulic works, barrages, dams, tunnels and power channel					
11	MGR track and signalling system	184075819.39	57552155.61			241627975.00
12	Railway siding					
13	Earth dam reservoir					
14	Plant and equipment	10105257001.42	2386062857.20	(295034332.98)	2773902882.09	9422482643.55
15	Furniture and fixtures		8282541.17	(49.05)		8282492.12
16	Vehicles					
17	Office equipment	497179.01	553446.96	(456877.22)	516948.97	76799.77
18	EDP/WP machines & satcom equipment	6507394.00				6507394.00
19	Construction equipments		1800000.00			1800000.00
20	Electrical installations	7328979.54	67133470.23	(16391795.00)	7689246.77	50381408.00
21	Communication equipment					
22	Hospital equipments					
23	Laboratory and workshop equipments					
24	Assets under 5Km Scheme of the GOI					
25	Capital expenditure on assets not owned by the company					
26	Expenditure towards development of coal mines					
27	Survey,Investigation,Consultancy & Supervision Cha					
28	Difference in exchange on foreign currency loans					

747

Note forming part of Balance Sheet

(Amount in Rupees)

NOTE NO. 3 TO THE FS-NCA-CAPITAL WORK-IN-PROGRESS

Business Area: UNCHAHAR SUPER THERMAL POWER STATION

Sl No	Asset Class	As At 01.04.2023	Addition	Deduction/ Adjustment	Capitalized	As At 31.03.2024
	1	2	3	4	5	6
29	Expenditure towards diversion of forest land					
30	Pre-commissioning expenses (net)					
31	ExpPendAlloca-oth ex attribut Project					
32	Expenditure During Construction Period (net)*		243677217.05	(39931609.53)		203745607.52
33	LESS : Allocated to related works		203745607.52			203745607.52
34	LESS : Provision for Unservicable works					
35	**Construction stores (At Cost)**					
36	Steel	49141480.78	716828.38	(28716035.58)		23142073.44
37	Cement	4680560.18		(1809150.82)		2871409.36
38	Others	235654678.71	210392342.58	(253479672.12)		192567347.17
	Sub-total	**289476717.65**	**211110970.84**	**(282006658.52)**		**218580829.97**
	LESS : Provision for shortages	28572.83		606.17		29179.00
	Sub-total	**289448144.82**	**211110970.84**	**(282007464.69)**		**218551650.97**
	Total CWIP	**11056002688.81**	**2940044180.56**	**(660664507.44)**	**3075710772.71**	**10259671589.22**
	PREVIOUS YEAR TOTAL	**10989336869.51**	**4926265312.39**	**(514461849.63)**	**4124586376.66**	**11056002688.81**

Note:- Additions during the year includes capital expenditure towards CSR (in Rs.) : 0.00

748

Note forming part of Balance Sheet
NOTE NO. 4 TO THE FS-NCA-INVESTMENT PROPERTY
Business Area :1006

(Amount in Rupees)

Asset Class	Opening Gross Block As At 01.04.2023	Additions	Deductions/ Adjustments	Closing Gross Block As At 31.03.2024	Opening Depreciation As At 01.04.2023	Additions	Deductions/ Adjustments	Closing Depreciation As At 31.03.2024	Net Block As At 31.03.2024	Net Block As At 31.03.2023
INVESTEMENT PROPERTY	0.00	0.00	0.00	0.00	0.00	0.00	0.00	0.00	0.00	0.00
1 Free Hold Land	0.00	0.00	0.00	0.00	0.00	0.00	0.00	0.00	0.00	0.00
2 ROU Land	0.00	0.00	0.00	0.00	0.00	0.00	0.00	0.00	0.00	0.00
Grand Total (Investment Property)	0.00	0.00	0.00	0.00	0.00	0.00	0.00	0.00	0.00	0.00
Grand Total Prev Year (Investment Property)	0.00	0.00	0.00	0.00	0.00	0.00	0.00	0.00	0.00	0.00

Note forming part of Balance Sheet
NOTE NO. 4 TO THE FS-NCA-INVESTMENT PROPERTY
Business Area :1006

(Amount in Rupees)

Details of Adjustments of Gross Block and Depreciation/Amortization				
Particulars	**Gross Block**		**Depreciation/Amortization**	
	Investment Property As At: 31.03.2024	**Investment Property As At: 31.03.2023**	**Investment Property As At: 31.03.2024**	**Investment Property As At: 31.03.2023**
Disposal of assets	0.00	0.00	0.00	0.00
Retirement of assets	0.00	0.00	0.00	0.00
Cost adjustments	0.00	0.00	0.00	0.00
Assets capitalised with retrospective effect / Write back of excess capitalisation	0.00	0.00	0.00	0.00
Depreciation on construction equipment capitalised as EDC	0.00	0.00	0.00	0.00
Prior Period Depreciation due to Assets capitalised with retrospective effect / Write back of excess capitalisation	0.00	0.00	0.00	0.00
Short fall Depreciation (As per New Policy)	0.00	0.00	0.00	0.00
Transfer in/out because of Inter Unit transfers	0.00	0.00	0.00	0.00
Others	0.00	0.00	0.00	0.00
TOTAL	**0.00**	**0.00**	**0.00**	**0.00**

Note:- Additions during the year includes capital expenditure towards CSR (in Rs.) : 0.00

750

Note forming part of Balance Sheet
NOTE NO. 5 TO THE FS-NCA-INTANGIBLE ASSETS
Business Area :1006

(Amount in Rupees)

Asset Class	Opening Gross Block As At 01.04.2023	Additions	Deductions/ Adjustments	Closing Gross Block As At 31.03.2024	Opening Depreciation As At 01.04.2023	Additions	Deductions/ Adjustments	Closing Depreciation As At 31.03.2024	Net Block As At 31.03.2024	Net Block As At 31.03.2023
INTANGIBLE ASSETS	0.00	0.00	0.00	0.00	0.00	0.00	0.00	0.00	0.00	0.00
1 Right to Use- Land	0.00	0.00	0.00	0.00	0.00	0.00	0.00	0.00	0.00	0.00
2 -Others	0.00	0.00	0.00	0.00	0.00	0.00	0.00	0.00	0.00	0.00
3 -Software	5751428.82	1044000.00	0.00	6795428.82	5736745.32	122777.00	0.00	5859522.32	935906.50	14683.50
Grand Total (Intangible)	5751428.82	1044000.00	0.00	6795428.82	5736745.32	122777.00	0.00	5859522.32	935906.50	14683.50
Grand Total Prev Year (Intangible)	5731097.82	20331.00	0.00	5751428.82	5701097.60	35647.72	0.00	5736745.32	14683.50	30000.22

Note forming part of Balance Sheet
NOTE NO. 5 TO THE FS-NCA-INTANGIBLE ASSETS
Business Area :1006

(Amount in Rupees)

Details of Adjustments of Gross Block and Depreciation/Amortization				
Particulars	**Gross Block**		**Depreciation/Amortization**	
	InTangible As At: 31.03.2024	**InTangible As At: 31.03.2023**	**InTangible As At: 31.03.2024**	**InTangible As At: 31.03.2023**
Disposal of assets	0.00	0.00	0.00	0.00
Retirement of assets	0.00	0.00	0.00	0.00
Cost adjustments	0.00	0.00	0.00	0.00
Assets capitalised with retrospective effect / Write back of excess capitalisation	0.00	0.00	0.00	0.00
Depreciation on construction equipment capitalised as EDC	0.00	0.00	0.00	0.00
Prior Period Depreciation due to Assets capitalised with retrospective effect / Write back of excess capitalisation	0.00	0.00	0.00	0.00
Special Depreciation (As per New Policy)	0.00	0.00	0.00	0.00
Transfer in/out because of Inter Unit transfers	0.00	0.00	0.00	0.00
Others	0.00	0.00	0.00	0.00
TOTAL	**0.00**	**0.00**	**0.00**	**0.00**

Note - Additions during the year includes capital expenditure towards CSR (in Rs.) : 0.00

752

Note forming part of Balance Sheet

(Amount in Rupees)

NOTE NO. 6 TO THE FS-NCA-INTANGIBLE ASSETS UNDER DEVELOPMENT

Business Area: UNCHAHAR SUPER THERMAL POWER STATION

Sl No	Asset Class	As At 01.04.2023	Addition	Deduction/ Adjustment	Capitalized	As At 31.03.2024
	1	2	3	4	5	6
1	INTANGIBLE ASSETS UNDER DEVELOPMENT					
2	Software					
3	Right to use Others					
4	Exploration and Evaluation Expenditure - Coal Mini					
5	Exploratory wells-in-progress					
6	**Less: Provision for exploratory wells-in-progress**					
7	**Total**					
8	**PREVIOUS YEAR TOTAL-I**					

Note: Additions during the year includes capital expenditure towards CSR (in Rs.) : 0.00

753

NOTE NO. 7 TO THE FS-NCA-EQUITY INVESTMENTS IN SUBSIDIARIES AND JOINT VENTURES (Amount in ₹)

	As at	No. of shares	Face value	31.03.2024	31.03.2023
001	**NON CURRENT INVESTMENTS-INVESTMENTS IN SUBSIDIARIES AND JOINT VENTURES**			**0.00**	**0.00**
012	**EQUITY INSTRUMENTS - UNQUOTED-(FULLY PAID UP UNLESS OTHERWISE STATED, AT COST)**			**0.00**	**0.00**
013	**SUBSIDIARY COMPANIES**			**0.00**	**0.00**
014	PATRATU VIDYUT UTPADAN NIGAM LTD.			0.00	0.00
015	NTPC ELECTRIC SUPPLY COMPANY LTD.			0.00	0.00
016	NTPC VIDYUT VYAPAR NIGAM LTD.			0.00	0.00
017	NABINAGAR POWER GENERATING COMPANY LTD.			0.00	0.00
018	KANTI BIJLEE UTPADAN NIGAM LTD.			0.00	0.00
019	BHARTIYA RAIL BIJLEE COMPANY LTD.			0.00	0.00
020	NTPC MINING LTD (NML)			0.00	0.00
021	THDC INDIA LTD.			0.00	0.00
022	NEEPCO LTD.			0.00	0.00
023	NTPC EDMC Waste Solutions Pvt Ltd			0.00	0.00
024	NTPC Renewables Energy Ltd			0.00	0.00
025	Ratnagiri Gas & Power Pvt. Limited (RGPPL)			0.00	0.00
026	NTPC Green Energy Limited			0.00	0.00
027	Green Valley Renewable Energy Limited			0.00	0.00
028				0.00	0.00
029				0.00	0.00
030	**SUB TOTAL**			**0.00**	**0.00**
055	**JOINT VENTURE COMPANIES**			**0.00**	**0.00**
056	Utility Powertech Ltd.			0.00	0.00
057	NTPC GE Power Services Pvt.Ltd.			0.00	0.00
058	NTPC-BHEL Power Company Ltd.			0.00	0.00
059	NTPC-Tamil Nadu Energy Company Ltd.			0.00	0.00

Locked: 27.04.2024 - 16:23:37
Run on: 27.04.2024 - 16:36:12 Version: 0

Addl. General Manager (Commercial)
एन टी पी सी लिमिटेड/NTPC LIMITED

NOTE NO. 7 TO THE FS-NCA-EQUITY INVESTMENTS IN SUBSIDIARIES AND JOINT VENTURES (Amount in ₹)

	As at	No. of shares	Face value	31.03.2024	31.03.2023
060	Ratnagiri Gas & Power Pvt. Limited (RGPPL)			0.00	0.00
061	ARAVALI POWER COMPANY PRIVATE LTD.			0.00	0.00
062	Jhabua Power Ltd.			0.00	0.00
063	NTPC BHEL POWER PROJECTS PRIVATE LTD.			0.00	0.00
064	MEJA URJA NIGAM PRIVATE LIMITED			0.00	0.00
065	BF-NTPC ENERGY SYSTEMS LTD.			0.00	0.00
066				0.00	0.00
067	NABINAGAR POWER GENERATING COMPANY LTD.			0.00	0.00
068	TRANSFORMER AND ELECTRICAL KERALA LTD.			0.00	0.00
069	NATIONAL HIGH POWER TEST LABORTORY PRIVATE LTD.			0.00	0.00
070				0.00	0.00
071	CIL NTPC URJA PRIVATE LTD.			0.00	0.00
072	ANUSHAKTI VIDHYUT NIGAM LTD.			0.00	0.00
073	ENERGY EFFICIENCY SERVICES LTD.			0.00	0.00
074				0.00	0.00
075	TRINCOMALEE POWER COMPANY LTD.			0.00	0.00
076	BANGLADESH-INDIA FRIENDSHIP POWER COMPANY (PVT.) LTD.			0.00	0.00
077	HINDUSTAN URVARAK & RASAYAN LIMITED			0.00	0.00
078	KONKAN LNG LTD			0.00	0.00
085	**SUB TOTAL**			**0.00**	**0.00**
109	AGGREGATE AMOUNT OF IMPAIRMENT IN THE VALUE OF INVESTMENTS			0.00	0.00
110	TOTAL (NET OF IMPAIRMENT) OF JV			0.00	0.00
111	**Gross Total of Investments**			**0.00**	**0.00**
134	**Total**			**0.00**	**0.00**
135	Details of Investments			0.00	0.00
136	Aggregate amount of Unquoted Investments			0.00	0.00

Locked: 27.04.2024 - 16:23:37
Run on: 27.04.2024 - 16:36:12 Version: 0

Addl. General Manager (Commercial)
NTPC LIMITED

NOTE NO. 7 TO THE FS-NCA-EQUITY INVESTMENTS IN SUBSIDIARIES AND JOINT VENTURES (Amount in ₹)

	As at	No. of shares	Face value	31.03.2024	31.03.2023
141				0.00	0.00
142				0.00	0.00
143				0.00	0.00
144				0.00	0.00
145				0.00	0.00
153	Valuation of Investments as per Note 1			0.00	0.00
194				0.00	0.00
202				0.00	0.00
230				0.00	0.00

UNCHAHAR SUPER THERMAL POWER STATION

NOTE NO. 8 TO THE FS-NCA-OTHER INVESTMENTS

(Amount in ₹)

	As at	No. of shares	Face value	31.03.2024	31.03.2023
001	Non-current financial assets (investments)			0.00	0.00
005	**Long Term - Trade**			**0.00**	**0.00**
007	**Equity Instruments (fully paid up-unless otherwise stated)**			**0.00**	**0.00**
008	**Quoted**			**0.00**	**0.00**
009	**JOINT VENTURE COMPANIES**			**0.00**	**0.00**
010	PTC India Ltd.			0.00	0.00
070	INTERNATIONAL COAL VENTURES PRIVATE LTD.			0.00	0.00
075	BF-NTPC ENERGY SYSTEMS LTD.			0.00	0.00
099	Jhabua Power Limited-8.5% Non convertible debentures - private placement			0.00	0.00
110	COOPERATIVE SOCIETIES			0.00	0.00
111				0.00	0.00
112	**SUB TOTAL**			**0.00**	**0.00**
113	AGGREGATE AMOUNT OF IMPAIRMENT IN THE VALUE OF INVESTMENTS			0.00	0.00
115	**TOTAL**			**0.00**	**0.00**
120				0.00	0.00
146	NTPC EMPLOYEES CONSUMERS AND THRIFT CO-OPERATIVE SOCIETY LTD. KORBA			0.00	0.00
147	NTPC EMPLOYEES CONSUMERS AND THRIFT COOPERATIVE SOCIETY LTD. RSTPP			0.00	0.00
148	NTPC EMPLOYEES CONSUMERS COOPERATIVE SOCIETY LTD. FARAKKA			0.00	0.00
149	NTPC EMPLOYEES CONSUMERS COOPERATIVE SOCIETY LTD. VINDHYACHAL			0.00	0.00
150	NTPC EMPLOYEES CONSUMERS COOPERATIVE SOCIETY LTD. ANTA			0.00	0.00
151	NTPC EMPLOYEES CONSUMERS COOPERATIVE SOCIETY LTD. KAWAS			0.00	0.00
152	NTPC Employees Consumers Cooperative Society Ltd. Kantha			0.00	0.00

Locked: 27.04.2024 - 16:23:37
Run on: 27.04.2024 - 16:36:29 Version: 0

Addl. General Manager (Commercial)
एन टी पी सी लिमिटेड/NTPC LIMITED

UNCHAHAR SUPER THERMAL POWER STATION

NOTE NO. 9 TO THE FS-NCA-LOANS **(Amount in ₹)**

	As at	31.03.2024	31.03.2023
001	**LOANS (NON CURRENT)**	**0.00**	**0.00**
004	RELATED PARTIES	0.00	0.00
005	SECURED	0.00	0.00
006	UN-SECURED	0.00	0.00
007	WITH SIGNIFICANT INCREASE IN CREDIT RISK	0.00	0.00
008	CREDIT IMPAIRED	0.00	0.00
009		0.00	0.00
010	EMPLOYEES(INCLUDING ACCRUED INTEREST)	0.00	0.00
011	SECURED	87,463,847.49	67,290,192.70
012	UNSECURED	39,861,408.73	34,080,826.86
013	WITH SIGNIFICANT INCREASE IN CREDIT RISK	0.00	0.00
014	CREDIT IMPAIRED	0.00	0.00
015	LESS : EMPLOYEE LOANS DISCOUNTING	0.00	0.00
016	SECURED	21,081,385.35	16,550,733.94
017	UNSECURED	6,232,539.24	5,328,815.29
018	LOAN TO STATE GOVERNMENT IN SETTLEMENT OF DUES FROM CUSTOMERS (UNSECURED)	0.00	0.00
019	OTHERS	0.00	0.00
020	SECURED	0.00	0.00
021	UNSECURED	0.00	0.00
022	WITH SIGNIFICANT INCREASE IN CREDIT RISK	0.00	0.00
023	CREDIT IMPAIRED	0.00	0.00
024	LESS: ALLOWANCE FOR CREDIT IMPAIRED LOANS	0.00	0.00
026	**SUB TOTAL**	**100,011,331.63**	**79,491,470.33**
027		0.00	0.00
028	**TOTAL**	**100,011,331.63**	**79,491,470.33**
029		0.00	0.00
030		0.00	0.00
031	**Due from Directors and Officers of the Company**	**0.00**	**0.00**
032	Directors	0.00	0.00
033	Officers	0.00	0.00
034		**0.00**	**0.00**
035	**Loans to related parties include:**	**0.00**	**0.00**
036	i)Key management personel	0.00	0.00
037	ii)Subsidiary companies	0.00	0.00
038	iii)Joint Venture companies	0.00	0.00
039	iv)Others	0.00	0.00
040		**0.00**	**0.00**
055	Other loans represent loans given to	0.00	0.00
056	a) APIIC	0.00	0.00
061		0.00	0.00
062	RPD	0.00	0.00
063	i)Key management personel	0.00	0.00

Locked: 27.04.2024 - 16:23:38
Run on: 27.04.2024 - 16:37:02 Version: 0

अपर महाप्रबंधक (वाणिज्यिक)
Addl. General Manager (Commercial)
एन टी पी सी लिमिटेड/NTPC LIMITED

NOTE NO. 9 TO THE FS-NCA-LOANS **(Amount in ₹)**

	As at	31.03.2024	31.03.2023
064	ii)Subsidiary companies	0.00	0.00
065	iii)Joint Venture companies	0.00	0.00
066	iv)Others	0.00	0.00
067	**Total**	**0.00**	**0.00**

UNCHAHAR SUPER THERMAL POWER STATION

NOTE NO. 10 TO THE FS-NCA-TRADE RECEIVABLES **(Amount in ₹)**

	As at	31.03.2024	31.03.2023
001	Non-current financial assets - Trade receivables	0.00	0.00
002	UNSECURED, CONSIDERED GOOD	0.00	0.00
003	CREDIT IMPAIRED	0.00	0.00
004		0.00	0.00
006	**Total**	**0.00**	**0.00**

Locked: 27.04.2024 - 16:23:38
Run on: 27.04.2024 - 16:36:55 Version: 0

Addl. General Manager (Commercial)

UNCHAHAR SUPER THERMAL POWER STATION

ANNEXURE TO NOTE 9- RPD (LOANS) SUBSIDIARIES **(Amount in ₹)**

As at	31.03.2024	31.03.2023
010	0.00	0.00

अपर महाप्रबंधक (वाणिज्यिक)
Addl. General Manager (Commercial)
एन टी पी सी लिमिटेड/NTPC LIMITED

UNCHAHAR SUPER THERMAL POWER STATION

NOTE NO. 11 TO THE FS-NCA-OTHER FINANCIAL ASSETS **(Amount in ₹)**

	As at	31.03.2024	31.03.2023
001	**Other Financial Assets (non current)**	**0.00**	**0.00**
002		0.00	0.00
003	**Share application money pending allotment in (Subsidiary Companies) :**	**0.00**	**0.00**
004	NTPC Electric Supply Company Ltd.	0.00	0.00
005	NTPC Vidyut Vyapar Nigam Ltd.	0.00	0.00
006	Nabinagar Power Generating Company Ltd.	0.00	0.00
007	Kanti Bijlee Utpadan Nigam Ltd.	0.00	0.00
008	Bhartiya Rail Bijlee Company Ltd.	0.00	0.00
009	Patratu Vidyut Utpadan Nigam Ltd.	0.00	0.00
010	NTPC Mining Limited	0.00	0.00
011	THDC Ltd.	0.00	0.00
012	NEEPCO Ltd	0.00	0.00
013		0.00	0.00
014	**Total**	**0.00**	**0.00**
015	**Share application money pending allotment (Joint Venture)**	**0.00**	**0.00**
016	Utility Powertech Ltd.	0.00	0.00
017	NTPC GE Power Services Pvt.Ltd.	0.00	0.00
018	NTPC-SAIL Power Company Ltd.	0.00	0.00
019	NTPC-Tamil Nadu Energy Company Ltd.	0.00	0.00
020	Ratnagiri Gas & Power Private Ltd	0.00	0.00
021	Aravali Power Company Private Ltd.	0.00	0.00
022		0.00	0.00
023	NTPC BHEL Power Projects Private Ltd.	0.00	0.00
024	Meja Urja Nigam Private Limited	0.00	0.00
025	BF-NTPC Energy Systems Ltd.	0.00	0.00
026	Anushakti Vidhyut Nigam Ltd.	0.00	0.00
027	Nabinagar Power Generating Company Ltd.	0.00	0.00
028	Energy Efficiency Services Ltd.	0.00	0.00
029	National High Power Test Labortory Private Ltd.	0.00	0.00
030		0.00	0.00
031	CIL NTPC Urja Private Ltd.	0.00	0.00
032	Trincomalee Power Company Ltd	0.00	0.00
033	Hindustan Urvarak & Rasayan Limited	0.00	0.00
034	Bangladesh-India Friendship Power Company Private Ltd.	0.00	0.00
035	**Sub Total**	**0.00**	**0.00**
036		0.00	0.00
037	Claims Recoverable	0.00	0.00
038	Finance Lease Recoverable	0.00	0.00
039	Mine Closure Deposit	0.00	0.00
040	Financial Deposit	0.00	0.00
041		0.00	0.00
042	**Total**	**0.00**	**0.00**

Locked: 27.04.2024 - 16:23:39
Run on: 27.04.2024 - 16:34:10 Version: 0

Addl. General Manager (Commercial)
NTPC LIMITED

UNCHAHAR SUPER THERMAL POWER STATION

NOTE NO. 12 TO THE FS-NCA-OTHER NON-CURRENT ASSETS **(Amount in ₹)**

	As at	31.03.2024	31.03.2023
001	**Other Non-current Assets**	**0.00**	**0.00**
002		**0.00**	**0.00**
003	**CAPITAL ADVANCES**	**0.00**	**0.00**
004	SECURED	0.00	0.00
005	Unsecured	0.00	0.00
006	COVERED BY BANK GUARANTEE	8,434,931.44	57,702,623.00
007	OTHERS	3,250,547,083.41	3,162,056,028.89
008	CONSIDERED DOUBTFUL	0.00	0.00
009	LESS: ALLOWANCE FOR BAD & DOUBTFUL ADVANCES	0.00	0.00
010	**Sub-Total**	**3,258,982,014.85**	**3,219,758,651.89**
011		0.00	0.00
012	Advances other than capital advances	0.00	0.00
013	SECURITY DEPOSITS	874,131.00	874,131.00
019	Advances to Related parties	0.00	0.00
022	**Advances to Contractors & Suppliers**	**0.00**	**0.00**
023	SECURED	0.00	0.00
024	UNSECURED	0.00	0.00
025	CONSIDERED DOUBTFUL	0.00	0.00
026	LESS: ALLOWANCE FOR BAD & DOUBTFUL ADVANCES	0.00	0.00
027	**Sub Total**	**874,131.00**	**874,131.00**
028	RECEIVABLE FROM MCP ESCROW A/C	0.00	0.00
029	Pre Paid expenses	0.00	0.00
039	ADVANCE TAX & TAX DEDUCTED AT SOURCE	5,475,592.09	4,084,996.79
040	LESS:- PROVISION FOR CURRENT TAX	0.00	0.00
041		0.00	0.00
042	**Sub Total**	**5,475,592.09**	**4,084,996.79**
043	DEFERRED PAYROLL EXPENSES (SECURED)	16,619,505.00	13,298,438.23
044	DEFERRED PAYROLL EXPENSES (UNSECURED)	4,229,487.52	3,780,643.43
045	**Sub Total**	**20,848,992.52**	**17,079,081.66**
046	DEFERRED FOREIGN CURRENCY FLUCTUATION ASSET	846,863,000.00	794,097,000.00
049		0.00	0.00
050	**Total**	**4,133,043,730.46**	**4,035,893,861.34**
051		0.00	0.00
052		0.00	0.00
062	Advances include amount due from the following Private Companies in which Directors of the Company are also Directors in such Companies	0.00	0.00
064		0.00	0.00
065	NTPC GE Power Services Pvt.Ltd.	0.00	0.00
066		0.00	0.00
067	Ratnagiri Gas & Power Private Ltd.	0.00	0.00
068	Aravali Power Company Private Ltd.	0.00	0.00
069	NTPC-SCCL Global Ventures Private Ltd.	0.00	0.00

Locked: 27.04.2024 - 16:23:39
Run on: 27.04.2024 - 16:34:18 Version: 0

Addl. General Manager (Commercial)
NTPC LIMITED

UNCHAHAR SUPER THERMAL POWER STATION

NOTE NO. 12 TO THE FS-NCA-OTHER NON-CURRENT ASSETS **(Amount in ₹)**

	As at	31.03.2024	31.03.2023
070	NTPC BHEL Power Projects Private Ltd.	0.00	0.00
071	Meja Urja Nigam Private Limited	0.00	0.00
072	Nabinagar Power Generating Company Ltd.	0.00	0.00
073	National High Power Test Labortory Private Ltd.	0.00	0.00
075	CIL NTPC Urja Private Ltd.	0.00	0.00
077		0.00	0.00
078	**Related Party (Adv)**	**0.00**	**0.00**
079	Key Management personel	0.00	0.00
080	Subsidiary companies	0.00	0.00
081	Joint Venture companies	0.00	0.00
082	Contractors	0.00	0.00
083	Others	0.00	0.00
085		0.00	0.00
086	**Total**	**0.00**	**0.00**

Locked: 27.04.2024 - 16:23:39
Run on: 27.04.2024 - 16:34:18 Version: 0

Addl. General Manager (Commercial)

UNCHAHAR SUPER THERMAL POWER STATION

NOTE NO. 13 TO THE FS-CA-INVENTORIES **(Amount in ₹)**

	As at	31.03.2024	31.03.2023
001	**INVENTORIES**	**0.00**	**0.00**
002		**0.00**	**0.00**
003	Coal	2,824,655,419.12	2,652,953,347.04
004	Fuel oil	75,177,193.78	113,282,922.47
005	Naphtha	0.00	0.00
006	Stores and spares	2,189,011,812.04	1,918,010,517.05
007	Chemicals & consumables	63,485,083.73	60,810,713.92
008	Loose tools	3,918,893.35	3,613,358.85
009	Others	724,438,849.26	765,924,028.16
010		0.00	0.00
011		0.00	0.00
012	**Sub Total**	**5,880,687,251.30**	**5,514,594,887.49**
013	Less: Provision for shortages	2,271.04	6,051.53
014	Less: Provision for obsolete/ unservicable/dimunition in value of surplus inventory	132,390,786.75	41,546,712.88
016		0.00	0.00
017	**Total**	**5,748,294,193.51**	**5,473,042,123.08**
018	**Inventories include material in transit**	**0.00**	**0.00**
019	Coal	368,468,343.10	77,758,884.00
020	Fuel oil	0.00	0.00
021	Naphtha	0.00	0.00
022	Stores and spares	12,922,582.95	4,340,004.24
023	Chemicals & consumables	8,584,333.53	6,359,124.51
024	Loose tools	0.00	0.00
025	Others	3,719,849.56	519,741.76
026		**0.00**	**0.00**
028		0.00	0.00

Locked: 27.04.2024 - 16:23:40
Run on: 27.04.2024 - 16:34:21 Version: 0

Addl. General Manager (Commercial)
NTPC LIMITED

NOTE NO. 14 TO THE FS-CA-OTHER INVESTMENTS

(Amount in ₹)

	As at	No. of shares	Face value	31.03.2024	31.03.2023
001	**CURRENT INVESTMENTS**			**0.00**	**0.00**
002	**(Valuation as per Note 1)**			**0.00**	**0.00**
003	Jhabua Power Limited-8.5% Non convertible debentures - private placement			0.00	0.00
033	Investment in Mutual Funds (Details as under)			0.00	0.00
034	SBI-Magnum Insta Cash Fund-DDR			0.00	0.00
035	SBI Premier Liquid Fund Super-IP-DDR			0.00	0.00
036	SBI-SHF Ultra Short Term Fund-IP-DDR			0.00	0.00
037	UTI Money Market- IP-Direct-Growth			0.00	0.00
038	IDBI-Liquid plan- Direct-Growth			0.00	0.00
039	Canara Robeco Liquid Fund Super-IP-DDR			0.00	0.00
040	Canara Robeco Treasury Advantage Fund Super-IP-DDR			0.00	0.00
041	IDBI Liquid Fund-DDR			0.00	0.00
042	SBI Premier Liquid fund-Direct DDR (Ash Fund)			0.00	0.00
043	UTI Liquid CashPlan - IP - DDR (Ash Funds)			0.00	0.00
044	IDBI Liquid Fund - DDR - (Ash Funds)			0.00	0.00
045	Baroda Liquid Fund - Direct - Growth			0.00	0.00
046				0.00	0.00
047				0.00	0.00
048	**Sub Total**			**0.00**	**0.00**
049				**0.00**	**0.00**
052	**Unquoted Investments**			**0.00**	**0.00**
054				0.00	0.00
066	**TOTAL**			**0.00**	**0.00**
067				0.00	0.00

Locked: 27.04.2024 - 16:23:39
Run on: 27.04.2024 - 16:34:23 Version: 0

Addl. General Manager (Commercial)
एन टी पी सी लिमिटेड/NTPC LIMITED

UNCHAHAR SUPER THERMAL POWER STATION

NOTE NO. 15 TO THE FS-CA-TRADE RECEIVABLES **(Amount in ₹)**

	As at	31.03.2024	31.03.2023
001	**TRADE RECEIVABLES (current)***	**0.00**	**0.00**
002		0.00	0.00
003	Secured,Considered Good	0.00	0.00
004	Unsecured , considered good	0.00	0.00
005	Credit impaired	0.00	0.00
006	Unbilled Revenue	0.00	0.00
007	**Sub-Total**	**0.00**	**0.00**
008	**Total**	**0.00**	**0.00**
009	Less: Allowance for credit impaired receivables	0.00	0.00
010	**Total**	**0.00**	**0.00**
012	Less: Discom Clearing	0.00	0.00
014		0.00	0.00
015	**Grand Total**	**0.00**	**0.00**
016	Other Unsecured	0.00	0.00
017	Long-term trade receivables	0.00	0.00
018	TCS Clearing	0.00	0.00
019	Discom Clearing	0.00	0.00
228	**Trade Receivable**	**0.00**	**0.00**
230	Not due	0.00	0.00
231	Due	0.00	0.00
232	(i) Undisputed Trade receivables # considered good	0.00	0.00
233	(ii) Undisputed Trade Receivables # which have significant increase in credit risk	0.00	0.00
234	(iii) Undisputed Trade Receivables # credit impaired	0.00	0.00
235	(iv) Disputed Trade Receivables#considered good	0.00	0.00
236	(v) Disputed Trade Receivables # which have significant increase in credit risk	0.00	0.00
237	(vi) Disputed Trade Receivables # credit impaired	0.00	0.00
238	Unbilled	0.00	0.00
239	**Total**	**0.00**	**0.00**
240		0.00	0.00
241	**(i) Undisputed Trade receivables # considered good**	**0.00**	**0.00**
242	Less than 6 months	0.00	0.00
243	6 months -1 year	0.00	0.00
244	1-2 years	0.00	0.00
245	2-3 years	0.00	0.00
246	More than 3 years	0.00	0.00
247	**Sub Total (I)**	**0.00**	**0.00**
248	**(ii) Undisputed Trade Receivables # which have significant increase in credit risk**	**0.00**	**0.00**
249	Less than 6 months	0.00	0.00
250	6 months -1 year	0.00	0.00
251	1-2 years	0.00	0.00
252	2-3 years	0.00	0.00

Locked: 27.04.2024 - 16:23:40
Run on: 27.04.2024 - 16:34:26 Version: 0

अपर महाप्रबंधक (वाणिज्यिक)
Addl. General Manager (Commercial)
एन टी पी सी लिमिटेड/NTPC LIMITED

UNCHAHAR SUPER THERMAL POWER STATION

NOTE NO. 15 TO THE FS-CA-TRADE RECEIVABLES **(Amount in ₹)**

	As at	31.03.2024	31.03.2023
253	More than 3 years	0.00	0.00
254	**Sub Total (II)**	**0.00**	**0.00**
255	**(iii) Undisputed Trade Receivables -credit impaired**	**0.00**	**0.00**
256	Less than 6 months	0.00	0.00
257	6 months -1 year	0.00	0.00
258	1-2 years	0.00	0.00
259	2-3 years	0.00	0.00
260	More than 3 years	0.00	0.00
261	**Sub Total (III)**	**0.00**	**0.00**
262		0.00	0.00
263	**(iv) Disputed Trade Receivables#considered good**	**0.00**	**0.00**
264	Less than 6 months	0.00	0.00
265	6 months -1 year	0.00	0.00
266	1-2 years	0.00	0.00
267	2-3 years	0.00	0.00
268	More than 3 years	0.00	0.00
269	**Sub Total (IV)**	**0.00**	**0.00**
270	**(v) Disputed Trade Receivables # which have significant increase in credit risk**	**0.00**	**0.00**
271	Less than 6 months	0.00	0.00
272	6 months -1 year	0.00	0.00
273	1-2 years	0.00	0.00
274	2-3 years	0.00	0.00
275	More than 3 years	0.00	0.00
276	**Sub Total (V)**	**0.00**	**0.00**
277	**(vi) Disputed Trade Receivables # credit impaired**	**0.00**	**0.00**
278	Less than 6 months	0.00	0.00
279	6 months -1 year	0.00	0.00
280	1-2 years	0.00	0.00
281	2-3 years	0.00	0.00
282	More than 3 years	0.00	0.00
283	**Sub Total (VI)**	**0.00**	**0.00**

Locked: 27.04.2024 - 16:23:40
Run on: 27.04.2024 - 16:34:26 Version: 0

UNCHAHAR SUPER THERMAL POWER STATION

NOTE NO. 16 TO THE FS-CA-CASH AND CASH EQUIVALENTS **(Amount in ₹)**

	As at	31.03.2024	31.03.2023
001	**CASH & BANK BALANCES**	**0.00**	**0.00**
002	**Cash & Cash Equivalents**	**0.00**	**0.00**
003	Balances with Banks	0.00	0.00
004	Cheques & Drafts on hand	0.00	0.00
005	Cash on hand	0.00	0.00
006	Others (stamps in hand)	48,181.00	48,181.00
007	Bank deposits with original maturity upto three months	0.00	0.00
008	Balances with RBI	0.00	0.00
009		0.00	0.00
011	**Total**	**48,181.00**	**48,181.00**

Locked: 27.04.2024 - 16:23:41
Run on: 27.04.2024 - 16:34:29 Version: 0

Addl. General Manager (Commercial)
NTPC LIMITED

UNCHAHAR SUPER THERMAL POWER STATION

NOTE NO. 17 TO THE FS-CA-BANK BALANCES OTHER THAN CASH AND CASH EQUIVALENTS **(Amount in ₹)**

	As at	31.03.2024	31.03.2023
001	**Other Bank Balances**	**0.00**	**0.00**
002	Deposits with original maturity of more than three months but not more than twelve months	0.00	0.00
003	Earmarked balances with banks*	0.00	0.00
004	**SubTotal**	**0.00**	**0.00**
005	Interest accrued on deposits	0.00	0.00
006		0.00	0.00
008	**Total**	**0.00**	**0.00**
009		0.00	0.00
010	**Earmarked balances with banks consist of :**	**0.00**	**0.00**
011	Unpaid dividend account balance	0.00	0.00
012	Towards public deposit repayment reserve	0.00	0.00
013	Towards redemption of bonds due for repayment within one year	0.00	0.00
014	Security with Government/other authorities	0.00	0.00
015	Unpaid refund/interest account balance - Tax free bonds/ Bonus Debentures	0.00	0.00
016	Earmarked for RGGVY/DDUGJY/SAUBHAGYA Fund/RDSS	0.00	0.00
017	Earmarked for Flyash Utilisation Reserve Fund	0.00	0.00
018	Deposits with original maturity upto three months as per court orders	0.00	0.00
019	Payment Security Scheme of MNRE NSM (NTPC)	0.00	0.00
020	Payment Security Scheme of MNRE NSM (NVVN)	0.00	0.00
021	Enforcement Directorate of Solar Plant(NVVN)	0.00	0.00
022	Bank guarantee Fund of MNRE (NVVN)	0.00	0.00
023	Others	0.00	0.00
024	Margin Money	0.00	0.00
025		0.00	0.00
026		0.00	0.00
027		0.00	0.00
031	**Total**	**0.00**	**0.00**
032		0.00	0.00
033	Bank deposits with original maturity of less than three months- other than earmarked	0.00	0.00
034	Bank deposits with original maturity of more than three months but not more than twelve months- other than earmarked	0.00	0.00
035	Earmarked bank balances (current account)	0.00	0.00

Locked: 27.04.2024 - 16:23:41
Run on: 27.04.2024 - 16:34:31 Version: 0

UNCHAHAR SUPER THERMAL POWER STATION

NOTE NO. 18 TO THE FS-CA-LOANS **(Amount in ₹)**

	As at	31.03.2024	31.03.2023
001	**Current financial assets - Loans**	**0.00**	**0.00**
002	**Loans (current)-including interest accrued**	**0.00**	**0.00**
004	**Related Parties**	**0.00**	**0.00**
005	Secured	0.00	0.00
006	Un-Secured	0.00	0.00
007	With significant increase in Credit Risk	0.00	0.00
008	Credit impaired	0.00	0.00
009		**0.00**	**0.00**
010	**Employees**	**0.00**	**0.00**
011	Secured	16,829,553.25	14,134,952.79
012	Unsecured	46,318,799.37	48,041,230.13
013	With significant increase in Credit Risk	0.00	0.00
014	Credit impaired	0.00	0.00
015	Less : Employee Loans Discounting	0.00	0.00
016	**Loan to State Government in settlement of dues from customers (Unsecured)**	**0.00**	**0.00**
017		0.00	0.00
018	**Others**	**0.00**	**0.00**
019	Secured	0.00	0.00
020	Unsecured	0.00	0.00
021	With significant increase in Credit Risk	0.00	0.00
022	Credit impaired	0.00	0.00
023		**0.00**	**0.00**
024	Less: Allowance for credit impaired loans	0.00	0.00
026		0.00	0.00
027	**Total (Loans)**	**63,148,352.62**	**62,176,182.92**
028		**0.00**	**0.00**
029	**Due from Directors and Officers of the Company**	**0.00**	**0.00**
030	Directors	0.00	0.00
031	Officers	0.00	0.00
032		**0.00**	**0.00**
033	**Loans to related parties include:**	**0.00**	**0.00**
034	i)Key management personel	0.00	0.00
035	ii)Subsidiary companies	0.00	0.00
036	KBUNL	0.00	0.00
037	RGPPL	0.00	0.00
038	NVVN	0.00	0.00
039	iii)Joint Venture companies	0.00	0.00
040	iv)others	0.00	0.00
041		0.00	0.00
060	RPD	0.00	0.00
061	i)Key management personel	0.00	0.00
062	ii)Subsidiary companies	0.00	0.00
063	iii)Joint Venture companies	0.00	0.00
064	iv)Others	0.00	0.00
065		0.00	0.00

Locked: 27.04.2024 - 16:23:42
Run on: 27.04.2024 - 16:34:33 Version: 0

Addl. General Manager (Commercial)
NTPC LIMITED

NOTE NO. 18 TO THE FS-CA-LOANS **(Amount in ₹)**

	As at	31.03.2024	31.03.2023
066	**Total**	**0.00**	**0.00**

UNCHAHAR SUPER THERMAL POWER STATION

NOTE NO. 19 TO THE FS-CA-OTHER FINANCIAL ASSETS **(Amount in ₹)**

	As at	31.03.2024	31.03.2023
001	**Other Financial Assets (current)**	**0.00**	**0.00**
002		0.00	0.00
003	**ADVANCES**	**0.00**	**0.00**
004		**0.00**	**0.00**
005	**Related Parties**	**0.00**	**0.00**
006	Secured	0.00	0.00
007	Un-Secured	-37,475,221.03	-85,246,276.80
008	Considered doubtful	0.00	0.00
009		**0.00**	**0.00**
010	**Employees**	**0.00**	**0.00**
012	Unsecured	3,593,131.69	4,198,954.40
013	Considered Doubtful	0.00	0.00
014		**0.00**	**0.00**
020	**Others**	**0.00**	**0.00**
021	Secured	0.00	0.00
022	Unsecured	-1,071,258.00	-1,071,258.00
023	Considered Doubtful	0.00	0.00
024		**0.00**	**0.00**
025	Less: Allowance for bad & doubtful advances	0.00	0.00
026		**0.00**	**0.00**
033	**Total (Advances)**	**-34,953,347.34**	**-82,118,580.40**
044		**0.00**	**0.00**
045	**Claims Recoverable**	**0.00**	**0.00**
046	Secured	0.00	0.00
047	Unsecured, considered good	5,136,116.41	4,054,238.62
048	Considered Doubtful	0.00	0.00
049	Less:- Allowance for doubtful claims	0.00	0.00
050	Others-Claims Recoverable	0.00	0.00
051		**0.00**	**0.00**
052	Contract Asset- Revenue	1,110,644,341.16	837,480,099.18
053	Hedging cost recoverable from beneficiaries	0.00	0.00
054	Derivative MTM Asset	0.00	0.00
055	Finance Lease Receivable	0.00	0.00
056	Mine Closure Deposit	0.00	0.00
057	Financial Deposit	0.00	0.00
059	**Other Accrued Income**	**0.00**	**0.00**
060	Secured,Considered Good	0.00	0.00
061	Unsecured , considered good	69,014,227.77	27,334,958.95
062	Credit impaired	0.00	0.00
063		0.00	0.00
064	**Sub-Total**	**69,014,227.77**	**27,334,958.95**
065	Less: Allowance for credit impaired receivables	0.00	0.00
066	**Total**	**69,014,227.77**	**27,334,958.95**
067		0.00	0.00
068	Others*	0.00	0.00
070		0.00	0.00

Locked: 27.04.2024 - 16:23:43
Run on: 27.04.2024 - 16:34:36 Version: 0

Addl. General Manager (Commercial)
NTPC LIMITED

UNCHAHAR SUPER THERMAL POWER STATION

NOTE NO. 19 TO THE FS-CA-OTHER FINANCIAL ASSETS **(Amount in ₹)**

	As at	31.03.2024	31.03.2023
071	**Total**	**1,149,841,338.02**	**786,750,716.35**
072	* Other include amount recoverable from contractors and other parties towards hire charges, rent/electricity etc.	0.00	0.00
073	**Advances to related parties include:**	**0.00**	**0.00**
074	i)Key management personel	0.00	0.00
075		0.00	0.00
076	iii)Joint Venture companies	0.00	0.00
077		0.00	0.00
078	v)Others	0.00	0.00
079		**0.00**	**0.00**
080	Advances include amount due from the following Private Companies in which Directors of the Company are also Directors in such Companies	0.00	0.00
081	Related Party (Adv)- Employee	0.00	0.00
082	Related Party (Adv)- Subsidiaries	-37,475,221.03	-85,246,276.80
083	Related Party (Adv)- Joint Ventures	0.00	0.00
084		0.00	0.00
085	Related Party (Adv)- Others	0.00	0.00
086		0.00	0.00
099		0.00	0.00
100		0.00	0.00
101	**Total**	**-37,475,221.03**	**-85,246,276.80**

Locked: 27.04.2024 - 16:23:43
Run on: 27.04.2024 - 16:34:36 Version: 0

Addl. General Manager (Commercial)
NTPC LIMITED

UNCHAHAR SUPER THERMAL POWER STATION

NOTE NO. 20 TO THE FS-CA-OTHER CURRENT ASSETS **(Amount in ₹)**

	As at	31.03.2024	31.03.2023
001	**OTHER CURRENT ASSETS**	**0.00**	**0.00**
002	Security Deposits (Unsecured)	0.00	0.00
003	Deposit with Customs, port trust & others*	4,705,163.00	4,705,163.00
004	**ADVANCES**	**0.00**	**0.00**
005		**0.00**	**0.00**
006	**Related Parties**	**0.00**	**0.00**
007	Secured	0.00	0.00
008	Un-Secured	0.00	0.00
009	Considered doubtful	0.00	0.00
010		**0.00**	**0.00**
011	**Employees(including imprest)**	**0.00**	**0.00**
012	Secured	0.00	0.00
013	Unsecured	588,554.80	332,538.00
014	Considered Doubtful	0.00	0.00
015		**0.00**	**0.00**
016	**Contractors & Suppliers**	**0.00**	**0.00**
017	Secured	0.00	0.00
018	Unsecured	2,985,689,030.43	2,632,755,684.65
019	Considered Doubtful	0.00	0.00
020		0.00	0.00
021	**Others****	**0.00**	**0.00**
022	Secured	0.00	0.00
023	Unsecured	5,646,794.64	5,825,438.32
024	Considered Doubtful	0.00	0.00
025	Less: Allowance for bad & doubtful advances	0.00	0.00
026	Receivable from MCP Escrow A/c	0.00	0.00
027	Deferred Payroll Expenses (Secured)	1,896,984.55	1,793,970.03
028	Deferred Payroll Expenses (Unsecured)	3,196,512.95	2,610,613.62
029	**Sub-total**	**5,093,497.50**	**4,404,583.65**
030	**Interest accrued on :**	**0.00**	**0.00**
031	Advances to contractors	0.00	0.00
032		**0.00**	**0.00**
033	**Claims Recoverable**	**0.00**	**0.00**
034	Secured	0.00	0.00
035	Unsecured, considered good	3,397,071,245.34	3,324,090,307.65
036	Considered Doubtful	0.00	0.00
037	Less:- Allowance for doubtful claims	0.00	0.00
038		**0.00**	**0.00**
039	Deferred premium on forward exchange contract/ Option Assets	0.00	0.00
041		0.00	0.00
042	Others	3,199,474.51	1,703,890.99
043		0.00	0.00
045	**Total (Other Current Assets)**	**6,401,993,760.22**	**5,973,817,606.46**
046	**Include Prepaid Expenses	5,547,321.64	5,570,019.32
047	*Includes sales tax/Entry tax/VAT deposited under protest with Sales Tax Authorities	4,415,536.00	4,415,536.00

Locked: 27.04.2024 - 16:23:43
Run on: 27.04.2024 - 16:34:38 Version: 0

Addl. General Manager (Commercial)
NTPC LIMITED

UNCHAHAR SUPER THERMAL POWER STATION

NOTE NO. 20 TO THE FS-CA-OTHER CURRENT ASSETS **(Amount in ₹)**

	As at	31.03.2024	31.03.2023
048	*Includes deposited with courts	0.00	0.00
049	*Includes deposited with LIC for annuity payments	0.00	0.00
050	* Includes deposits with WRD / against BG in r/o finance lease	0.00	0.00
051	Other include amount recoverable from contractors and other parties towards hire charges, rent/electricity etc.	0.00	0.00
053	**Advances to related parties include:**	**0.00**	**0.00**
054	i)Key management personel	0.00	0.00
055	ii)Subsidiary companies	0.00	0.00
056	iii)Joint Venture companies	0.00	0.00
057	Contractors	0.00	0.00
058	Others	0.00	0.00
059		0.00	0.00
060	Advances include amount due from the following Private Companies in which Directors of the Company are also Directors in such Companies	0.00	0.00
061		**0.00**	**0.00**
062		0.00	0.00
063	Related Party (Adv)- Employee	0.00	0.00
064	Related Party (Adv)- Subsidiaries	0.00	0.00
065	Related Party (Adv)- Joint Venture	0.00	0.00
066		0.00	0.00
067		0.00	0.00
068	**Total**	**0.00**	**0.00**
069		0.00	0.00

Locked: 27.04.2024 - 16:23:43
Run on: 27.04.2024 - 16:34:38 Version: 0

Addl. General Manager (Commercial)

UNCHAHAR SUPER THERMAL POWER STATION

NOTE NO. 21 TO THE FS-ASSETS HELD FOR SALE **(Amount in ₹)**

	As at	31.03.2024	31.03.2023
001	**ASSET HELD FOR SALE**	**0.00**	**0.00**
002		0.00	0.00
003	Assets held for Sale	2,470,053.62	2,579,269.62
004		0.00	0.00
005	**Total**	**2,470,053.62**	**2,579,269.62**
031		0.00	0.00
032	**Assets held for sale includes:-**	**0.00**	**0.00**
033		0.00	0.00
034	Land	0.00	0.00
035	Building	0.00	0.00
036	Plant and equipment	1,731,518.60	1,840,734.60
037	Other assets	738,535.02	738,535.02
038	**Total**	**2,470,053.62**	**2,579,269.62**
039		0.00	0.00
040		0.00	0.00
041		0.00	0.00
042		0.00	0.00
043		0.00	0.00

Locked: 27.04.2024 - 16:23:44
Run on: 27.04.2024 - 16:37:05 Version: 0

Addl. General Manager (Commercial)
NTPC LIMITED

UNCHAHAR SUPER THERMAL POWER STATION

NOTE NO. 22 TO THE FS--REGULATORY DEFERRAL ACCOUNT DEBIT BALANCES **(Amount in ₹)**

	As at	31.03.2024	31.03.2023
001	On account of Exchange Differences	-152,938,281.36	198,104,294.22
002	On account of employee benefit exp	-87.32	142,172,738.68
003	Regulatory deferred account - deferred	0.00	0.00
004	Deferred asset for ash transportation	0.00	0.04
005	Deferred asset for Arbitration Award	0.00	0.00
008		0.00	0.00
009	**Total**	**-152,938,368.68**	**340,277,032.94**

Locked: 27.04.2024 - 16:23:42
Run on: 27.04.2024 - 16:34:44 Version: 0

Addl. General Manager (Commercial)

UNCHAHAR SUPER THERMAL POWER STATION

ANNEXURE TO NOTE 9- RPD (LOANS) JOINT VENTURE **(Amount in ₹)**

As at	31.03.2024	31.03.2023

Locked: 27.04.2024 - 16:23:56
Run on: 27.04.2024 - 16:34:52 Version: 0

अपर महाप्रबंधक (वाणिज्यिक)
Addl. General Manager (Commercial)
एन टी पी सी लिमिटेड/NTPC LIMITED

UNCHAHAR SUPER THERMAL POWER STATION

NOTE NO. 23 TO THE FS-EQUITY-EQUITY SHARE CAPITAL **(Amount in ₹)**

	As at	31.03.2024	31.03.2023
001	**SHARE CAPITAL**	**0.00**	**0.00**
002	**Equity Share Capital**	**0.00**	**0.00**
003	**Authorised**	**0.00**	**0.00**
004	16,60,00,00,000 equity shares of Rs.10/- each (Previous year 10,000,000,000 equity shares of Rs.10/- each)	0.00	0.00
005	**Issued,Subscribed and fully Paid-up**	**0.00**	**0.00**
006	9,69,66,66,134 equity shares of Rs.10/- (Pv. Year 9,894,557,280 equity shares of Rs.10/- each)	0.00	0.00
007		**0.00**	**0.00**
008	**Total**	**0.00**	**0.00**
009	During FY 2018-19, the company has issued 1,649,092,880 equity shares of Rs.10/- each as fully paid bonus shares	0.00	0.00
010	The holders of the equity shares are entitled to receive dividends as declared from time to time, and are entitled to one vote per share at meetings of the company.	0.00	0.00
011	Details of shareholders holding more than 5% shares in the company	0.00	0.00
012	- President of India	0.00	0.00
013	No. of Shares	0.00	0.00
014	% of holding	0.00	0.00
015	- Life Insurance Corporation of India/ICICI Prudential Mutual Fund	0.00	0.00
016	No. of Shares	0.00	0.00
017	% of holding	0.00	0.00

Locked: 27.04.2024 - 16:23:33
Run on: 27.04.2024 - 16:34:47 Version: 0

Additional General Manager (Commercial)
NTPC LIMITED

UNCHAHAR SUPER THERMAL POWER STATION

NOTE NO. 24 TO THE FS-EQUITY-OTHER EQUITY **(Amount in ₹)**

	As at	31.03.2024	31.03.2023
001	RESERVE AND SURPLUS	0.00	0.00
002		**0.00**	**0.00**
003	**Capital Reserve**	**0.00**	**0.00**
004	As per last financial statements	0.00	0.00
006	Add : Grants received during the year	0.00	0.00
007	Add: Transfer from Surplus	0.00	0.00
008	Less: Write back during the year/period	0.00	0.00
009	Less: Adjustments during the year/period	0.00	0.00
010	**SUB-TOTAL**	**0.00**	**0.00**
011		0.00	0.00
017		0.00	0.00
018	**SECURITIES PREMIUM ACCOUNT**	**0.00**	**0.00**
019	AS PER LAST FINANCIAL STATEMENTS	0.00	0.00
020	ADD: ADDITIONS DURING THE YEAR/PERIOD	0.00	0.00
021	LESS: ADJUSTMENTS DURING THE YEAR/PERIOD	0.00	0.00
022	**SUB-TOTAL**	**0.00**	**0.00**
023	**BONDS REDEMPTION RESERVE**	**0.00**	**0.00**
024	AS PER LAST FINANCIAL STATEMENTS	0.00	0.00
025	ADD: TRANSFER FROM SURPLUS	0.00	0.00
026	LESS: TRANSFER TO SURPLUS ON REDEMPTION	0.00	0.00
027	LESS: ADJUSTMENTS DURING THE YEAR/ PERIOD	0.00	0.00
028	**SUB-TOTAL**	**0.00**	**0.00**
029	**CAPITAL REDEMPTION RESERVE**	**0.00**	**0.00**
030	As per last financial statements	0.00	0.00
031	Add: Transfer from Surplus	0.00	0.00
032	Less: Transfer to surplus on redemption	0.00	0.00
033	Less: Adjustments during the year/ period	0.00	0.00
034	**Sub-Total**	**0.00**	**0.00**
035	**Share Application money pending Allotment**	**0.00**	**0.00**
036	As per last financial statements	0.00	0.00
037	Add: Addition during the year	0.00	0.00
038	Less: Utlised for allotment during the year	0.00	0.00
039	Less: Adjustments during the year/ period	0.00	0.00
040	**SUB-TOTAL**	**0.00**	**0.00**
046	**FLY-ASH UTILISATION RESERVE FUND**	**0.00**	**0.00**
047	AS PER LAST FINANCIAL STATEMENTS	0.00	0.00
048	TRANSFERRED TO CC	0.00	0.00
049	ADD:TRANSFER FROM REVENUE FROM OPERATIONS	206,627,704.97	171,793,388.10
050	ADD:TRANSFER FROM OTHER INCOME	0.00	0.00
051	LESS: UTILISED DURING THE YEAR	0.00	0.00
052	TANGIBLE ASSETS	0.00	0.00
053	EMPLOYEE BENEFIT EXPENSES	0.00	0.00
054	GENERATION,ADMN. AND OTHER EXPENSES	206,627,704.97	171,793,388.10

Locked: 27.04.2024 - 16:23:33
Run on: 27.04.2024 - 16:34:49 Version: 0

Addl. General Manager (Commercial)
NTPC LIMITED

UNCHAHAR SUPER THERMAL POWER STATION

NOTE NO. 24 TO THE FS-EQUITY-OTHER EQUITY **(Amount in ₹)**

	As at	31.03.2024	31.03.2023
055	TAX EXPENSES	0.00	0.00
056	**SUB-TOTAL**	**0.00**	**0.00**
057	Self Insurance Reserve	0.00	0.00
058	As per last financial statements	0.00	0.00
059	Add: Addition during the year	0.00	0.00
060	Less: Utlised for allotment during the year	0.00	0.00
061	Less: Adjustments during the year/ period	0.00	0.00
062	SUB-TOTAL	0.00	0.00
063	**SPECIAL ALLOWANCE RESERVE FUND**	**0.00**	**0.00**
064	AS PER LAST FINANCIAL STATEMENTS	0.00	0.00
065	ADD: ADDITION DURING THE YEAR	0.00	0.00
066	LESS: UTLISED FOR ALLOTMENT DURING THE YEAR	0.00	0.00
067	LESS: ADJUSTMENTS DURING THE YEAR/ PERIOD	0.00	0.00
068	**SUB-TOTAL**	**0.00**	**0.00**
069	**CORPORATE SOCIAL RESPONSIBILITY (CSR) RESERVE**	**0.00**	**0.00**
070	AS PER LAST FINANCIAL STATEMENTS	0.00	0.00
071	ADD : TRANSFER FROM SURPLUS	0.00	0.00
072	LESS:-WRITE BACK DURING THE YEAR	0.00	0.00
073	**SUB-TOTAL**	**0.00**	**0.00**
074	**GENERAL RESERVE**	**0.00**	**0.00**
075	AS PER LAST FINANCIAL STATEMENTS	0.00	0.00
076	ADD: TRANSFER FROM SURPLUS	0.00	0.00
077	LESS: TRANSFER TO SURPLUS	0.00	0.00
078	LESS: WRITE BACK DURING THE YEAR /PERIOD	0.00	0.00
079	LESS: ADJUSTMENTS DURING THE YEAR /PERIOD	0.00	0.00
080	**SUB-TOTAL**	**0.00**	**0.00**
081		**0.00**	**0.00**
082	**RETAINED EARNINGS**	**0.00**	**0.00**
083	AS PER LAST FINANCIAL STATEMENTS	89,671,763,447.02	83,021,038,322.66
084	ADD(LESS):-CHANGES IN ACCOUNTING POLICY / PRIOR PERIOD ERRORS	0.00	0.00
085	ADD(LESS):-PROFIT (LOSS) AFTER TAX FOR THE YEAR FROM STATEMENT OF PROFIT & LOSS	4,204,259,332.69	6,650,725,124.36
087	ADD: WRITE BACK FROM BOND REDEMPTION RESERVE	0.00	0.00
088	ADD: WRITE BACK FROM CAPITAL RESERVE	0.00	0.00
089	ADD: WRITE BACK FROM FOREIGN PROJECT RESERVE	0.00	0.00
090	ADD: WRITE BACK FROM CSR RESERVE	0.00	0.00
091	ADD: WRITE BACK FROM GENERAL RESERVE	0.00	0.00
093	LESS: TRANSFER TO BONDS REDEMPTION RESERVE	0.00	0.00

UNCHAHAR SUPER THERMAL POWER STATION

NOTE NO. 24 TO THE FS-EQUITY-OTHER EQUITY **(Amount in ₹)**

	As at	31.03.2024	31.03.2023
094	LESS: TRANSFER TO SPECIAL ALLOWANCE RESERVE FUND	0.00	0.00
095	LESS: TRANSFER TO FOREIGN PROJECT RESERVE	0.00	0.00
096	LESS:TRANSFER TO CAPITAL RESERVE	0.00	0.00
097	LESS:TRANSFER TO CSR RESERVE	0.00	0.00
098	LESS:TRANSFER TO GENERAL RESERVE	0.00	0.00
099	LESS:INTERIM DIVIDEND PAID	0.00	0.00
100	LESS:TAX ON INTERIM DIVIDEND PAID	0.00	0.00
101	LESS:FINAL DIVIDEND PAID	0.00	0.00
102	LESS:TAX ON FINAL DIVIDEND PAID	0.00	0.00
103	LESS: ISSUE OF BONUS DEBENTURE	0.00	0.00
104	LESS: TAX ON ISSUE OF BONUS DEBENTURE	0.00	0.00
105	**SUB-TOTAL**	**93,876,022,779.71**	**89,671,763,447.02**
110		0.00	0.00
111	**REMEASUREMENT OF DEFINED BENEFIT PLANS**	**0.00**	**0.00**
112	AS PER LAST FINANCIAL STATEMENTS	-271,630,354.51	-247,719,660.44
113	ADD/(LESS):- ACTUARIAL GAINS/LOSS THROUGH OCI	6,636,334.06	-23,910,694.07
114	**SUB-TOTAL**	**-264,994,020.43**	**-271,630,354.51**
115		0.00	0.00
116	**FVTOCI Reserve**	**0.00**	**0.00**
117	AS PER LAST FINANCIAL STATEMENTS	0.00	0.00
118	ADD(LESS):-NET GAIN/LOSS OF EQUITY INSTRUMENTS THROUGH OCI	0.00	0.00
119	**Sub-Total**	**0.00**	**0.00**
120		**0.00**	**0.00**
121	**Total Other equity**	**93,611,028,759.28**	**89,400,133,092.51**
122		0.00	0.00
123		0.00	0.00
124		0.00	0.00
125		0.00	0.00
126		0.00	0.00
127		0.00	0.00
128	The fly ash utilization reserve fund is controlled at Corporate Centre.	0.00	0.00

Locked: 27.04.2024 - 16:23:33
Run on: 27.04.2024 - 16:34:49 Version: 0

Addl. General Manager (Commercial)
NTPC LIMITED

UNCHAHAR SUPER THERMAL POWER STATION

NOTE NO. 25 TO THE FS-NCL-BORROWINGS **(Amount in ₹)**

	As at	31.03.2024	31.03.2023
001	**LONG TERM BORROWINGS**	**0.00**	**0.00**
002	**Bonds**	**0.00**	**0.00**
003	**Secured**	**0.00**	**0.00**
004	7.37 % Tax free secured non-cumulative non-convertible redeemable bonds-2015 of Rs. 1,000/- each redeemable at par in full on 5th October 2035 (Fifty Sixth Issue - Public Issue - Series 3A).	0.00	0.00
005	7.62 % Tax free secured non-cumulative non-convertible redeemable bonds-2015 of Rs. 1,000/- each redeemable at par in full on 5th October 2035 (Fifty Sixth Issue - Public Issue - Series 3 B).	0.00	0.00
006	8.61% Tax free secured non-cumulative non-convertible redeemable bonds of ₹ 10,00,000/- each redeemable at par in full on 4th March 2034 (Fifty First Issue C - Private Placement)	0.00	0.00
007	8.66% Tax free secured non-cumulative non-convertible redeemable bonds - 2013 of ₹ 1000/- each redeemable at par in full on 16th December 2033 (Fiftieth Issue - Public Issue - Series 3A)	0.00	0.00
008	8.91% Tax free secured non-cumulative non-convertible redeemable bonds - 2013 of ₹ 1000/- each redeemable at par in full on 16th December 2033 (Fiftieth Issue - Public Issue - Series 3B)	0.00	0.00
009	7.37% Secured non-cumulative non-convertible redeemable taxable bonds of Rs. 10,00,000/- each redeemable at par in full on 14th December 2031 (Sixty Sixth Issue - Private Placement)	0.00	0.00
010	7.49% Secured non-cumulative non-convertible redeemable taxable bonds of Rs. 10,00,000/- each redeemable at par in full on 7th November 2031 (Sixty Fourth Issue - Private Placement)	0.00	0.00
011	7.28 % Tax free secured non-cumulative non-convertible redeemable bonds-2015 of Rs. 1,000/- each redeemable at par in full on 5th October 2030 (Fifty Sixth Issue - Public Issue - Series	0.00	0.00

Locked: 27.04.2024 - 16:23:35
Run on: 27.04.2024 - 16:34:54 Version: 0

Addl. General Manager (Commercial)

NOTE NO. 25 TO THE FS-NCL-BORROWINGS (Amount in ₹)

	As at	31.03.2024	31.03.2023
	2A)		
012	7.53 % Tax free secured non-cumulative non-convertible redeemable bonds-2015 of Rs. 1,000/- each redeemable at par in full on 5th October 2030 (Fifty Sixth Issue - Public Issue - Series 2 B).	0.00	0.00
013	7.32% Secured non-cumulative non-convertible redeemable taxable bonds of Rs 10,00,000/- each redeemable at par in full on 17 July 2029 (Sixty Ninth Issue - Private Placement)	0.00	0.00
014	8.63% Tax free secured non-cumulative non-convertible redeemable bonds of ₹ 10,00,000/- each redeemable at par in full on 4th March 2029 (Fifty First Issue B - Private Placement)	0.00	0.00
015	8.30% Secured non-cumulative non-convertible redeemable taxable bonds of Rs 10,00,000/- each redeemable at par in full on 15 January 2029 (Sixty Seventh Issue - Private Placement)	0.00	0.00
016	8.48% Tax free secured non-cumulative non-convertible redeemable bonds - 2013 of ₹ 1000/- each redeemable at par in full on 16th December 2028 (Fiftieth Issue - Public Issue - Series 2A)	0.00	0.00
017	8.73% Tax free secured non-cumulative non-convertible redeemable bonds - 2013 of ₹ 1000/- each redeemable at par in full on 16th December 2028 (Fiftieth Issue - Public Issue - Series 2B)	0.00	0.00
018	7.47% Secured non-cumulative non-convertible redeemable taxable bonds of Rs. 10,00,000/- each redeemable at par in full on 16th September 2026 (Sixty Third Issue - Private Placement)	0.00	0.00
019	7.58% Secured non-cumulative non-convertible redeemable taxable bonds of Rs. 10,00,000/- each redeemable at par in	0.00	0.00

Locked: 27.04.2024 - 16:23:35
Run on: 27.04.2024 - 16:34:54 Version: 0

Addl. General Manager (Commercial)
NTPC LIMITED

	As at	31.03.2024	31.03.2023
	full on 23rd August 2026 (Sixty Second Issue - Private Placement)		
020	8.05% Secured non-cumulative non-convertible redeemable taxable bonds of Rs. 10,00,000/- each redeemable at par in full on 5th May 2026 (Sixtieth Issue - Private Placement)	0.00	0.00
021	8.19% Secured non-cumulative non-convertible redeemable taxable bonds of Rs. 10,00,000/- each redeemable at par in full on 15th December 2025 (Fifty Seventh Issue - Private Placement)	0.00	0.00
022	7.11 % Tax free secured non-cumulative non-convertible redeemable bonds-2015 of Rs. 1,000/- each redeemable at par in full on 5th October 2025 (Fifty Sixth Issue - Public Issue - Series 1A).	0.00	0.00
023	7.36 % Tax free secured non-cumulative non-convertible redeemable bonds-2015 of Rs. 1,000/- each redeemable at par in full on 5th October 2025 (Fifty Sixth Issue - Public Issue - Series 1 B).	0.00	0.00
024	7.15% Tax free secured non-cumulative non-convertible redeemable bonds - 2015 of Rs. 10,00,000/- each redeemable at par in full on 21st August 2025 (Fifty Fifth Issue - Private Placement)	0.00	0.00
025	9.17% Secured non-cumulative non-convertible redeemable taxable bonds of ₹ 10,00,000/- each redeemable at par in full on 22nd September 2024 (53rd Issue - private placement).	0.00	0.00
026	9.34% Secured non-cumulative non-convertible redeemable taxable bonds of ₹10,00,000/- each redeemable at par in full on 24th March 2024 (Fifty Second Issue - private placement)	0.00	0.00
027	8.19% Tax free secured non-cumulative non-convertible redeemable bonds - 2013 of ₹ 10,00,000/- each redeemable at	0.00	0.00

	As at	31.03.2024	31.03.2023
	par in full on 4th March 2024 (Fifty First Issue A - Private Placement)		
028	8.41% Tax free secured non-cumulative non-convertible redeemable bonds - 2013 of ₹ 1000/- each redeemable at par in full on 16th December 2023 (Fiftieth Issue - Public Issue - Series 1A)	0.00	0.00
029	8.66% Tax free secured non-cumulative non-convertible redeemable bonds - 2013 of ₹ 1000/- each redeemable at par in full on 16th December 2023 (Fiftieth Issue - Public Issue - Series 1B)	0.00	0.00
030	9.25% Secured non-cumulative non-convertible redeemable taxable bonds of ₹10,00,000/- each with five equal separately transferable redeemable principal parts (STRPP) redeemable at par at the end of 11th year and in annual installments thereafter upto the end of 15th year respectively commencing from 4th May 2023 and ending on 4th May 2027 (Forty fourth issue - private placement)VII	0.00	0.00
031	8.48% Secured non-cumulative non-nonvertible redeemable taxable bonds of ₹ 10,00,000/- each redeemable at par in full on 1st May 2023 (Seventeenth issue - private placement)I	0.00	0.00
032	8.80% Secured non-cumulative non-convertible redeemable taxable bonds of ₹10,00,000/- each redeemable at par in full on 4th April 2023 (Forty ninth issue -private placement	0.00	0.00
033	8.49% Secured non-cumulative non-convertible redeemable taxable fully paid-up bonus debentures of Rs. 12.50 each redeemable at par in three annual installments of Rs. 2.50, Rs. 5.00 and Rs. 5.00 at the end of 8th year, 9th year and 10th year on 25th March 2023, 25th March 2024 and 25th March 2025 respectively (Fifty Fourth Issue -Bonus Debentures)X - (refer Note 5 d)	0.00	0.00
034	8.73% Secured non-cumulative	0.00	0.00

	As at	31.03.2024	31.03.2023
	non-convertible redeemable taxable bonds of ₹ 10,00,000/- each redeemable at par in full on 07th March 2023 (Forty eighth issue - private placement)		
035	9.00% Secured non-cumulative non-convertible redeemable taxable bonds of ₹ 10,00,000/- each with five equal separately transferable redeemable principal parts (STRPP) redeemable at par at the end of 11th year and in annual installments thereafter upto the end of 15th year respectively commencing from 25th January 2023 and ending on 25th January 2027 (Forty second issue- private placement)III	0.00	0.00
036	8.84% Secured non-cumulative non-convertible redeemable taxable bonds of ₹10,00,000/- each redeemable at par in full on 4th October 2022 (Forty seventh issue- private placement)VII	0.00	0.00
037	7.93% Secured non-cumulative non-convertible redeemable taxable bonds of ` 10,00,000/- each redeemable at par in full on 03 May 2022 (68th Issue - Private Placement)	0.00	0.00
038	6.72% Secured non-cumulative non-convertible redeemable taxable bonds of Rs. 10,00,000/- each redeemable at par in full on 24th November 2021 (Sixty Fifth Issue - Private Placement)	0.00	0.00
039	8.10% Secured Non-Cumulative Non-Convertible Redeemable Taxable Bonds of Rs. 30,00,000/- each redeemable at par in three equal separately transferable redeemable principal parts (STRPP) at the end of 5th year, 10th year & 15th year on 27th May 2021, 27th May 2026 and 27th May 2031 respectively (Sixty First Issue- Private Placement)	0.00	0.00
040	8.33% Secured non-cumulative non-convertible redeemable taxable bonds of Rs.10,00,000/- each redeemable at par in full on 24th February 2021	0.00	0.00

	As at	31.03.2024	31.03.2023
	(Fifty Ninth Issue - Private Placement).		
042	8.93% Secured non-cumulative non-convertible redeemable taxable bonds of ₹ 10,00,000/- each redeemable at par in full on 19th January 2021 Thirty seventh issue - private placement)III	0.00	0.00
043	8.18% Secured non-cumulative non-convertible redeemable taxable bonds of Rs.10,00,000/- each redeemable at par in full on 31st December 2020 (Fifty Eight Issue - Private Placement).	0.00	0.00
044	8.73 % Secured non-cumulative non-convertible redeemable taxable bonds of ₹ 10,00,000/- each redeemable at par in full on 31st March 2020 (Thirty third issue- private placement)III	0.00	0.00
045	8.78 % Secured non-cumulative non-convertible redeemable taxable bonds of ₹ 10,00,000/- each redeemable at par in full on 9th March 2020 (Thirty first issue- private placement)III	0.00	0.00
046	11.25% Secured non-cumulative non-convertible redeemable taxable bonds of ₹ 10,00,000/- each redeemable at par in five equal annual installments commencing from 6th Nov 2019 and ending on 6th Nov 2023 (Twenty seventh issue - private placement)III	0.00	0.00
047	7.89% Secured non-cumulative non-convertible redeemable taxable bonds of ₹ 10,00,000/- each redeemable at par in full on 5th May 2019 (Thirtieth issue - private placement)III	0.00	0.00
048	8.65% Secured non-cumulative non-convertible redeemable taxable bonds of ₹10,00,000/- each redeemable at par in full on 4th February 2019 (Twenty ninth issue - private placement)III	0.00	0.00
049	7.50% Secured non-cumulative non-convertible redeemable taxable bonds of ₹ 10,00,000/- each redeemable at par in full	0.00	0.00

	As at	31.03.2024	31.03.2023
	on 12th January 2019 (Nineteenth issue - private placement)II		
050	11% Secured non-cumulative non-convertible redeemable taxable bonds of ₹ 10,00,000/- each redeemable at par in full on 21st November 2018 (Twenty eighth issue - private placement)III	0.00	0.00
051	9.3473% Secured non-cumulative non-convertible redeemable taxable bonds of ₹15,00,000/- each with fifteen equal separately transferable redeemable principal parts (STRPP) redeemable at par at the end of 6th year and in annual installments thereafter upto the end of 20th year respectively commencing from 20th July 2018 and ending on 20th July 2032 (Forty sixth issue - private placement)VII	0.00	0.00
052	9.4376% Secured non-cumulative non-convertible redeemable taxable bonds of ₹ 15,00,000/- each with fifteen equal separately transferable redeemable principal parts (STRPP) redeemable at par at the end of 6th year and in annual installments thereafter upto the end of 20th year respectively commencing from 16th May 2018 and ending on 16th May 2032 (Forty fifth issue - private placement)VII	0.00	0.00
053	8.00% Secured non-cumulative non-convertible redeemable taxable bonds of ₹ 10,00,000/- each redeemable at par in full on 10th April 2018 (Sixteenth issue -private placement)I	0.00	0.00
054	9.2573% Secured non-cumulative non-convertible redeemable taxable bonds of ₹ 15,00,000/- each with fifteen equal separately transferable redeemable principal parts (STRPP) redeemable at par at the end of 6th year and in annual installments thereafter upto the end of 20th year respectively commencing from 2nd March 2018 and ending on 2nd March 2032 (Forty third issue - private placement)III	0.00	0.00
055	9.6713% Secured non-cumulative non-convertible redeemable taxable bonds	0.00	0.00

	As at	31.03.2024	31.03.2023
	of ₹ 15,00,000/- each with fifteen equal separately transferable redeemable principal parts (STRPP) redeemable at par at the end of 6th year and in annual installments thereafter upto the end of 20th year respectively commencing from 23rd December 2017 and ending on 23rd December 2031 (Forty first issue – private placement)III		
056	9.558% Secured non-cumulative non-convertible redeemable taxable bonds of ₹ 15,00,000/- each with fifteen equal separately transferable redeemable principal parts (STRPP) redeemable at par at the end of 6th year and in annual installments thereafter upto the end of 20th year respectively commencing from 29th July 2017 and ending on 29th July 2031(Fourtieth issue-private placement)III	0.00	0.00
057	9.3896% Secured non-cumulative non-convertible redeemable taxable bonds of ₹ 15,00,000/- each with fifteen equal separately transferable redeemable principal parts (STRPP) redeemable at par at the end of 6th year and in annual installments thereafter upto the end of 20th year respectively commencing from 9th June 2017 and ending on 9th June 2031(Thirty ninth issue-private placement)III	0.00	0.00
058	9.17% Secured non-cumulative non-convertible redeemable taxable bonds of ₹ 15,00,000/- each with fifteen equal separately transferable redeemable principal parts (STRPP) redeemable at par at the end of 6th year and in annual installments thereafter upto the end of 20th year respectively commencing from 22nd March 2017 and ending on 22nd March 2031(Thirty eighth issue-private placement)III	0.00	0.00
059	8.8086% Secured non-cumulative non-convertible redeemable taxable bonds of ₹ 15,00,000/- each with fifteen equal separately transferable redeemable principal parts (STRPP) redeemable at par at the end of 6th	0.00	0.00

	As at	31.03.2024	31.03.2023
	year and in annual installments thereafter upto the end of 20th year respectively commencing from 15th December 2016 and ending on 15th December 2030 (Thirty sixth issue - private placement)III		
060	8.785% Secured non-cumulative non-convertible redeemable taxable bonds of ₹ 15,00,000/- each with fifteen equal separately transferable redeemable principal parts (STRPP) redeemable at par at the end of 6th year and in annual installments thereafter upto the end of 20th year respectively commencing from 15th September 2016 and ending on 15th September 2030 (Thirty fifth issue - private placement)III	0.00	0.00
061	8.71% Secured non-cumulative non-convertible redeemable taxable bonds of ₹ 15,00,000/- each with fifteen equal separately transferable redeemable principal parts (STRPP) redeemable at par at the end of 6th year and in annual installments thereafter upto the end of 20th year respectively commencing from 10th June 2016 and ending on 10th June 2030 (Thirty fourth issue - private placement)III	0.00	0.00
062	8.8493% Secured non-cumulative non-convertible redeemable taxable bonds of ₹ 15,00,000/- each with fifteen equal separately transferable redeemable principal parts (STRPP) redeemable at par at the end of 6th year and in annual installments thereafter upto the end of 20th year respectively commencing from 25th March 2016 and ending on 25th March 2030 (Thirty second issue - private placement)III	0.00	0.00
063	9.37% Secured non-cumulative non-convertible redeemable taxable bonds of ₹ 70,00,000/- each with fourteen separately transferable redeemable principal parts (STRPP) redeemable at par semi-annually commencing from 4th June 2012 and ending on 4th December 2018 (Twenty fifth issue -	0.00	0.00

	As at	31.03.2024	31.03.2023
	private placement)III		
065	9.06% Secured non-cumulative non-convertible redeemable taxable bonds of ₹ 70,00,000/- each with fourteen separately transferable redeemable principal parts (STRPP) redeemable at par semi-annually commencing from 4th June 2012 and ending on 4th December 2018 (Twenty sixth issue - private placement)III	0.00	0.00
066	8.6077% Secured non-cumulative non-convertible redeemable taxable bonds of ₹ 20,00,000/- each with twenty equal separately transferable redeemable principal parts (STRPP) redeemable at par semi-annually commencing from 9th September 2011 and ending on 9th March 2021 (Twenty fourth issue - private placement)IV	0.00	0.00
067	8.3796% Secured non-cumulative non-convertible redeemable taxable bonds of ₹ 20,00,000/- each with twenty equal separately transferable redeemable principal parts (STRPP) redeemable at par semi-annually commencing from 5th August 2011 and ending on 5th February 2021 (Twenty third issue - private placement)IV	0.00	0.00
068	8.1771% Secured non-cumulative non-convertible redeemable taxable bonds of ₹ 20,00,000/- each with twenty equal separately transferable redeemable principal parts (STRPP) redeemable at par semi-annually commencing from 2nd July 2011 and ending on 2nd January 2021 (Twenty second issue - private placement)IV	0.00	0.00
069	7.7125% Secured non-cumulative non-convertible redeemable taxable bonds of ₹ 20,00,000/- each with twenty equal separately transferable redeemable principal parts (STRPP) redeemable at par semi-annually commencing from 2nd August 2010 and ending on 2nd February 2020 (Twenty first issue - private placement)V	0.00	0.00
070	7.552% Secured non-cumulative non-convertible redeemable taxable bonds	0.00	0.00

	As at	31.03.2024	31.03.2023
	of ₹ 20,00,000/- each with twenty equal separately transferable redeemable principal parts (STRPP) redeemable at par semi-annually commencing from 23rd September 2009 and ending on 23rd March 2019 (Twentieth issue - private placement)VI		
071	9.55% Secured non-cumulative non-convertible taxable redeemable bonds of ₹ 10,00,000/- each with ten equal separately transferable redeemable principal parts (STRPP) redeemable at par at the end of the 6th year and in annual installments thereafter upto the end of 15th year respectively from 30th April 2002 (Thirteenth issue - Part B - private placement)VIII	0.00	0.00
072	9.55% Secured non-cumulative non-convertible taxable redeemable bonds of ₹ 10,00,000/- each redeemable at par in ten equal annual installments commencing from the end of 6th year and upto the end of 15th year respectively from 18th April 2002 (Thirteenth issue -Part A - private placement)VIII	0.00	0.00
075		0.00	0.00
076		0.00	0.00
077		0.00	0.00
078		0.00	0.00
079		0.00	0.00
080		0.00	0.00
081		0.00	0.00
082	**Sub Total**	**0.00**	**0.00**
083	**Unsecured**	**0.00**	**0.00**
084	6.55% Unsecured non-cumulative non-convertible redeemable taxable bonds of ₹ 10,00,000/- each redeemable at par in full on 17 April 2023 (Seventieth Issue - Private Placement)	0.00	0.00
085	6.29% Unsecured non-cumulative non-convertible redeemable taxable bonds of ₹ 10,00,000/- each redeemable at par in full on 11 April 2031 (Seventy First Issue - Private Placement)	0.00	0.00
086	5.45% Unsecured non-cumulative non-convertible redeemable taxable bonds	0.00	0.00

	As at	31.03.2024	31.03.2023
	of ₹ 10,00,000/- each redeemable at par in full on 15 October 2025 (Seventy Second Issue - Private Placement)		
087	6.43% Unsecured non-cumulative non-convertible redeemable taxable bonds of ₹ 10,00,000/- each redeemable at par in full on 27 January 2031 (Seventy Third Issue - Private Placement)	0.00	0.00
088	6.87% Unsecured non-cumulative non-convertible redeemable taxable bonds of ₹ 10,00,000/- each redeemable at par in full on 21 April 2036 (Seventy Fourth Issue - Private Placement)	0.00	0.00
089	6.69% Unsecured non-cumulative non-convertible redeemable taxable bonds of ₹ 10,00,000/- each redeemable at par in full on 13 September 2031 (Seventy Fifth Issue - Private Placement)	0.00	0.00
090	6.74% Unsecured non-cumulative non-convertible redeemable taxable bonds of Rs.10,00,000/- each redeemable at par in full on 14 April 2032 (Seventy Sixth Issue - Private Placement)	0.00	0.00
091	5.78% Unsecured non-cumulative non-convertible redeemable taxable bonds of ₹ 10,00,000/- each redeemable at par in full on 29 April 2024 (Seventy Seventh Issue - Private Placement)	0.00	0.00
092	7.44% Unsecured non-cumulative non-convertible redeemable taxable bonds of ₹ 10,00,000/- each redeemable at par in full on 25 August 2032 (Seventy Eighth Issue - Private Placement)	0.00	0.00
093	7.44% Unsecured non-cumulative non-convertible redeemable taxable bonds of ` 10,00,000/- each redeemable at par in full on 15 April 2033 (Seventy Ninth Issue - Private Placement)	0.00	0.00
094	7.35% Unsecured non-cumulative non-convertible redeemable taxable bonds of ` 1,00,000/- each redeemable at par in full on 17 April 2026 (Eightieth Issue - Private Placement)	0.00	0.00
095	7.48% Unsecured non-cumulative non-convertible redeemable taxable bonds of ₹ 1,00,000/- each redeemable at par in full on 21 March 2026 (Eighty First Issue - Private Placement)	0.00	0.00
096		0.00	0.00
097		0.00	0.00
098		0.00	0.00
099		0.00	0.00
100	**Sub-total**	**0.00**	**0.00**
101	**Total**	**0.00**	**0.00**

UNCHAHAR SUPER THERMAL POWER STATION

NOTE NO. 25 TO THE FS-NCL-BORROWINGS **(Amount in ₹)**

	As at	31.03.2024	31.03.2023
102	**Foreign Currency Notes-Unsecured**	**0.00**	**0.00**
103	4.50% Fixed Rate Notes Due for repayment on 19th March 2028	0.00	0.00
104	2.75% Fixed rate notes due for repayment on 1st February 2027	0.00	0.00
105	4.25 % Fixed rate notes due for repayment on 26th February 2026	0.00	0.00
106	4.375% Fixed Rate Note due for repayment on 26th November 2024	0.00	0.00
107	4.75 % Fixed Rate Notes due for repayment on 3rd Oct 2022	0.00	0.00
108	7.25 % Fixed green global INR denominated bonds due on 3 May 2022	0.00	0.00
109	7.375 % Fixed green global INR denominated bonds due on 10 August 2021	0.00	0.00
110	5.625% Fixed Rate Notes due for repayment on 14th July 2021	0.00	0.00
111	3.75 % Fixed rate notes due for repayment on 03 April 2024	0.00	0.00
112		0.00	0.00
113		0.00	0.00
114		0.00	0.00
115	**Sub Total**	**0.00**	**0.00**
116	**Term Loans**	**0.00**	**0.00**
117	**From Banks**	**0.00**	**0.00**
118	**Secured**	**0.00**	**0.00**
119	Rupee Loans	0.00	0.00
120	**Unsecured**	**0.00**	**0.00**
121	Foreign Currency Loans	0.00	0.00
122	Rupee Loans	0.00	0.00
123	**From Others**	**0.00**	**0.00**
124	**Secured**	**0.00**	**0.00**
125	Rupee Loans	0.00	0.00
126	Foreign Currency loans (guaranteed by GOI)	0.00	0.00
127	**Unsecured**	**0.00**	**0.00**
128	Foreign Currency loans (guaranteed by GOI)	0.00	0.00
129	Other Foreign currency loans	0.00	0.00
131	Rupee Loans	0.00	0.00
132	**Deposits**	**0.00**	**0.00**
133	**Unsecured**	**0.00**	**0.00**
134	Fixed Deposits	0.00	0.00
135	**Others**	**0.00**	**0.00**
136	**Unsecured**	**0.00**	**0.00**
137	Bonds Application Money Pending Allotment	0.00	0.00
138	**Sub-total**	**0.00**	**0.00**
139	**Total**	**0.00**	**0.00**
140	Less:- Interst accrued but not due on secured	0.00	0.00

Locked: 27.04.2024 - 16:23:35
Run on: 27.04.2024 - 16:34:54 Version: 0

Addl. General Manager (Commercial)
NTPC LIMITED

NOTE NO. 25 TO THE FS-NCL-BORROWINGS **(Amount in ₹)**

	As at	31.03.2024	31.03.2023
	borrowings		
141	Less:- Interst accrued but not due on unsecured borrowings	0.00	0.00
142	Less:- Current maturities of long term borrowings	0.00	0.00
143	Bonds-Secured	0.00	0.00
144	Fixed Rate Notes	0.00	0.00
146	Foreign currency loans from Banks- unsecured	0.00	0.00
147	Rupee loans from banks- Secured	0.00	0.00
148	Rupee loans from banks- unsecured	0.00	0.00
149	Rupee Term loan from Others - Secured	0.00	0.00
150	Foreign currency loans from others- unsecured (Guaranteed by GOI)	0.00	0.00
151	Other foreign currency loans from others- unsecured	0.00	0.00
152	Rupee loans from others- unsecured	0.00	0.00
153		0.00	0.00
154		0.00	0.00
155		0.00	0.00
156		0.00	0.00
157		0.00	0.00
158		0.00	0.00
159		0.00	0.00
160		0.00	0.00
161		0.00	0.00
201	**Total**	**0.00**	**0.00**

UNCHAHAR SUPER THERMAL POWER STATION

NOTE NO. 26 TO THE FS-NCL-LEASE LIABILITIES **(Amount in ₹)**

	As at	31.03.2024	31.03.2023
001	**Non-current financial liabilities - Lease liabilities**	**0.00**	**0.00**
002	**Lease liabilities**	**0.00**	**0.00**
003	Long term maturities of Finance Lease Liabilities (Secured) IX	0.00	0.00
004	Long term maturities of Finance Lease Liabilites (Unsecured) X	0.00	0.00
005	**Sub-Total**	**0.00**	**0.00**
006	**Less: current maturities of lease liabilities**	**0.00**	**0.00**
007	Finance Lease obligations - secured	0.00	0.00
008	Finance Lease obligations - unsecured	0.00	0.00
009	**Sub-Total**	**0.00**	**0.00**
011	**Total**	**0.00**	**0.00**

Locked: 27.04.2024 - 16:23:35
Run on: 27.04.2024 - 16:37:08 Version: 0

Addl. General Manager (Commercial)
एन टी पी सी लिमिटेड/NTPC LIMITED

UNCHAHAR SUPER THERMAL POWER STATION

NOTE NO. 27 TO THE FS-NCL-TRADE PAYABLES **(Amount in ₹)**

	As at	31.03.2024	31.03.2023
001	**TRADE PAYABLES(NON CURRENT)**	**0.00**	**0.00**
002	**For Goods and Services**	**0.00**	**0.00**
003	- Micro & Small Enterprises	0.00	0.00
004	- Others	0.00	0.00
005		0.00	0.00
007	**Total**	**0.00**	**0.00**

Locked: 27.04.2024 - 16:23:31
Run on: 27.04.2024 - 16:34:57 Version: 0

Addl. General Manager (Commercial)

UNCHAHAR SUPER THERMAL POWER STATION

NOTE NO. 28 TO THE FS-NCL-OTHER FINANCIAL LIABILITIES **(Amount in ₹)**

	As at	31.03.2024	31.03.2023
001	**OTHER FINANCIAL LIABILITIES (NON-CURRENT)**	**0.00**	**0.00**
002	Payable for Capital Expenditure	0.00	0.00
003	- Micro & Small Enterprises	231,881.40	0.00
004	- Others	1,381,662.96	5,713,881.76
005	Contractual Obligations	10,229,946.02	3,405,462.68
006	Others	0.00	0.00
007	Deposits from contractors and others	0.00	0.00
008		0.00	0.00
009		0.00	0.00
011	**Total**	**11,843,490.40**	**9,119,344.44**
020		0.00	0.00
021	**Payable for Capital Expenditure - SD/retntion**	**0.00**	**0.00**
022	- Micro & Small Enterprises	231,881.40	0.00
023	- Others	93,238.04	151,955.88
024	**Sub-total**	**325,119.44**	**151,955.88**
025	**Contractual Obligations**	**0.00**	**0.00**
026	- Micro & Small Enterprises	6,526,401.81	1,022,992.97
027	- Others	3,703,544.21	2,382,469.71
028	**Sub-total**	**10,229,946.02**	**3,405,462.68**
029	**Total (24+28)**	**10,555,065.46**	**3,557,418.56**
030		0.00	0.00

Locked: 27.04.2024 - 16:23:32
Run on: 27.04.2024 - 16:35:00 Version: 0

Addl. General Manager (Commercial)

UNCHAHAR SUPER THERMAL POWER STATION

NOTE NO. 29 TO THE FS-NCL-PROVISIONS **(Amount in ₹)**

	As at	31.03.2024	31.03.2023
001	**LONG TERM PROVISIONS**	**0.00**	**0.00**
002	**Provision for Employee Benefits**	**0.00**	**0.00**
003	Opening Balance	0.00	0.00
004	Additions/ (adjustments) during the year	0.00	0.00
005	**Closing Balance**	**0.00**	**0.00**
006		0.00	0.00
007	**Others**	**0.00**	**0.00**
008	**i) Mine Closure Provision**	**0.00**	**0.00**
009	Opening Balance	0.00	0.00
010	Additions during the year	0.00	0.00
011	Amounts adjusted during the year	0.00	0.00
012	Amounts reversed during the year	0.00	0.00
013	**Closing Balance**	**0.00**	**0.00**
014		0.00	0.00
015	**ii) Stripping Activity Adjustments**	**0.00**	**0.00**
016	Opening Balance	0.00	0.00
017	Additions during the year	0.00	0.00
018	Amounts adjusted during the year	0.00	0.00
019	Amounts reversed during the year	0.00	0.00
020	**Closing Balance**	**0.00**	**0.00**
021		0.00	0.00
024		0.00	0.00
026	**TOTAL**	**0.00**	**0.00**

Locked: 27.04.2024 - 16:23:31
Run on: 27.04.2024 - 16:35:02 Version: 0

Addl. General Manager (Commercial)
NTPC LIMITED

NOTE NO. 30 TO THE FS-NCL-DEFERRED TAX LIABILITIES (NET) **(Amount in ₹)**

	As at	Opening Balance on 01.04.2023	Addition	Closing Balance on 31.03.2024
001	**DEFERRED TAX LIABILITIES (NET)**			
002	Difference of book depreciation and tax depreciation	0.00	0.00	0.00
003	Less: Deferred tax assets			
004	Provisions & Other disallowances for tax purposes	0.00	0.00	0.00
005	Unabsorbed Depreciation	0.00	0.00	0.00
006	Disallowances u/s 43B of the Income Tax Act, 1961	0.00	0.00	0.00
007	Others	0.00	0.00	0.00
008	Opening Balance	0.00	0.00	0.00
009	Additions during the year	0.00	0.00	0.00
010	Amounts adjusted during the year	0.00	0.00	0.00
011	Amounts reversed during the year	0.00	0.00	0.00
012	Closing Balance	0.00	0.00	0.00
013	MAT credit entitlement	0.00	0.00	0.00
014	**Total**	**0.00**	**0.00**	**0.00**
016		0.00	0.00	0.00
017	**Total**	**0.00**	**0.00**	**0.00**
018	Breakup of deferred tax assets	0.00	0.00	0.00
019	Provision	0.00	0.00	0.00
020	Statutory dues	0.00	0.00	0.00
021	Leave encashment	0.00	0.00	0.00
022	Others	0.00	0.00	0.00
023		0.00	0.00	0.00
024		0.00	0.00	0.00

Locked: 27.04.2024 - 16:23:33
Run on: 27.04.2024 - 16:35:04 Version: 0

Addl. General Manager (Commercial)
एन टी पी सी लिमिटेड/NTPC LIMITED

UNCHAHAR SUPER THERMAL POWER STATION

NOTE NO. 31 TO THE FS-NCL-OTHER NON-CURRENT LIABILITIES **(Amount in ₹)**

	As at	31.03.2024	31.03.2023
001	Other Non current Liabilities	0.00	0.00
002	Advances from customers and others	0.00	0.00
003	Deposits from contractors and others	0.00	0.00
004	Grants	0.00	0.00
006		0.00	0.00
007	**TOTAL**	**0.00**	**0.00**

Locked: 27.04.2024 - 16:23:32
Run on: 27.04.2024 - 16:35:07 Version: 0

Addl. General Manager (Commercial)
NTPC LIMITED

UNCHAHAR SUPER THERMAL POWER STATION

NOTE NO. 32 TO THE FS-CL-BORROWINGS **(Amount in ₹)**

	As at	31.03.2024	31.03.2023
001	**Short Term Borrowings**	**0.00**	**0.00**
002	**Loans repayable on demand**	**0.00**	**0.00**
003	**From Banks**	**0.00**	**0.00**
004	**Secured**	**0.00**	**0.00**
005	Cash Credit	0.00	0.00
006	**Unsecured**	**0.00**	**0.00**
007	Cash Credit	0.00	0.00
008	**Other loans-unsecured**	**0.00**	**0.00**
009	Commercial Papers	0.00	0.00
010	Less: Unamortised discount on Commercial Papers	0.00	0.00
011	**Sub-Total**	**0.00**	**0.00**
012	**Current maturity of long term borrowings**	**0.00**	**0.00**
013	Bonds-Secured	0.00	0.00
014	Foreign Currency Fixed Rate Notes	0.00	0.00
015	**From Banks**	**0.00**	**0.00**
016	**Secured**	**0.00**	**0.00**
017	Rupee Term Loan	0.00	0.00
018	Foreign currency loans	0.00	0.00
019	**Unsecured**	**0.00**	**0.00**
020	Foreign currency loans	0.00	0.00
021	Rupee term loans	0.00	0.00
022	**From Others**	**0.00**	**0.00**
023	**Secured**	**0.00**	**0.00**
024	Rupee Term Loan	0.00	0.00
025	**Unsecured**	**0.00**	**0.00**
026	Foreign currency loans (Guaranteed by Government of India)	0.00	0.00
027	Other foreign currency loans	0.00	0.00
028	Rupee term loans	0.00	0.00
029	Fixed deposits	0.00	0.00
030	Bill discounted	0.00	0.00
031		0.00	0.00
032	Sub Total	0.00	0.00
034		0.00	0.00
035	**TOTAL**	**0.00**	**0.00**



Locked: 27.04.2024 - 16:23:29
Run on: 27.04.2024 - 16:35:09 Version: 0

UNCHAHAR SUPER THERMAL POWER STATION

NOTE NO. 33 TO THE FS-CL-LEASE LIABILITIES **(Amount in ₹)**

	As at	31.03.2024	31.03.2023
001	**Current financial liabilities - Lease liabilities**	**0.00**	**0.00**
002	Current maturity of finance lease obligations (secured)	0.00	0.00
003	Current maturity of finance lease obligations (unsecured)	0.00	0.00
005	**Total**	**0.00**	**0.00**

Locked: 27.04.2024 - 16:23:30
Run on: 27.04.2024 - 16:37:10 Version: 0

Addl. General Manager (Commercial)

UNCHAHAR SUPER THERMAL POWER STATION

NOTE NO. 34 TO THE FS-CL-TRADE PAYABLES **(Amount in ₹)**

	As at	31.03.2024	31.03.2023
001	**TRADE PAYABLES**	**0.00**	**0.00**
002	For Goods and Services	0.00	0.00
003	- Micro & Small Enterprises	110,201,485.72	79,261,291.31
004	- Others	4,793,032,154.90	4,424,696,768.81
005		0.00	0.00
007	**Total**	**4,903,233,640.62**	**4,503,958,060.12**
008		0.00	0.00
172	**Trade payable**	**0.00**	**0.00**
173	**MSME**	**0.00**	**0.00**
174	Unbilled	80,463,330.72	57,762,575.31
175	Not due	0.00	0.00
176	**Due**	**29,738,155.00**	**21,498,716.00**
177	Disputed	0.00	0.00
178	Undisputed	29,738,155.00	21,498,716.00
179		0.00	0.00
180	**Sub-total (A)**	**110,201,485.72**	**79,261,291.31**
181		0.00	0.00
182	**Others**	**0.00**	**0.00**
183	Unbilled	227,716,750.83	718,383,874.89
184	Not due	0.00	0.00
185	**Due**	**4,565,315,404.07**	**3,706,312,893.92**
186	Disputed	0.00	0.00
187	Undisputed	4,565,315,404.07	3,706,312,893.92
188		0.00	0.00
189	**Sub-total (B)**	**4,793,032,154.90**	**4,424,696,768.81**
190		0.00	0.00
191	**Total**	**4,903,233,640.62**	**4,503,958,060.12**
192		0.00	0.00
193	**Ageing**	**0.00**	**0.00**
194	**MSME**	**0.00**	**0.00**
195	**Disputed**	**0.00**	**0.00**
196	Less than 1 year	0.00	0.00
197	1-2 years	0.00	0.00
198	2-3 years	0.00	0.00
199	More than 3 years	0.00	0.00
200	**Sub Total (I)**	**0.00**	**0.00**
201		0.00	0.00
202	**Undisputed**	**0.00**	**0.00**
203	Less than 1 year	29,564,077.00	21,333,177.00
204	1-2 years	0.00	0.00
205	2-3 years	0.00	0.00
206	More than 3 years	174,078.00	165,539.00
207	**Sub Total (II)**	**29,738,155.00**	**21,498,716.00**
208		0.00	0.00
209	**Total MSME (III)**	**29,738,155.00**	**21,498,716.00**
210		0.00	0.00

Locked: 27.04.2024 - 16:23:30
Run on: 27.04.2024 - 16:35:24 Version: 0

Addl. General Manager (Commercial)
NTPC LIMITED

UNCHAHAR SUPER THERMAL POWER STATION

NOTE NO. 34 TO THE FS-CL-TRADE PAYABLES **(Amount in ₹)**

	As at	31.03.2024	31.03.2023
211	**Others**	**0.00**	**0.00**
212	**Disputed**	**0.00**	**0.00**
213	Less than 1 year	0.00	0.00
214	1-2 years	0.00	0.00
215	2-3 years	0.00	0.00
216	More than 3 years	0.00	0.00
217	**Sub Total (IV)**	**0.00**	**0.00**
218		0.00	0.00
219	**Undisputed**	**0.00**	**0.00**
220	Less than 1 year	1,703,815,094.23	2,057,250,591.61
221	1-2 years	1,291,756,380.39	46,409,069.37
222	2-3 years	9,388,060.30	3,642,531.48
223	More than 3 years	1,560,355,869.15	1,599,010,701.46
224	**Sub Total (V)**	**4,565,315,404.07**	**3,706,312,893.92**
225		0.00	0.00
226	**Total Others (VI)**	**4,565,315,404.07**	**3,706,312,893.92**

UNCHAHAR SUPER THERMAL POWER STATION

NOTE NO. 35 TO THE FS-CL-OTHER FINANCIAL LIABILITIES **(Amount in ₹)**

	As at	31.03.2024	31.03.2023
001	**OTHER FINANCIAL LIABILITIES (CURRENT)**	**0.00**	**0.00**
020	Interest accrued but not due on Unsecured Short Term Borrowing	0.00	0.00
021	Interest accrued but not due on secured borrowings	0.00	0.00
022	Interest accrued but not due on unsecured borrowings	0.00	0.00
023	Unpaid Dividends*	0.00	0.00
024	Unpaid matured deposits and interest accrued thereon*	0.00	0.00
025	Unpaid matured bonds and interest accrued thereon*	0.00	0.00
026	Unpaid bond refund money-Tax free bonds *	0.00	0.00
027	Book Overdraft	0.00	0.00
028	Payable to Customers	0.00	0.00
029	Liability under forward exchange contact	0.00	0.00
030	Hedging cost payable to beneficiaries	0.00	0.00
031	Derivative MTM Liability	0.00	0.00
032	**Payable for Capital Expenditure**	**0.00**	**0.00**
033	- Micro & Small Enterprises	61,253,351.67	50,760,163.36
034	- Others	3,384,887,716.66	3,582,972,692.59
035	Contractual Obligations	608,137,009.52	977,057,346.98
036	**Others Payables**	**0.00**	**0.00**
037	Deposits from contractors and others	114,389,897.00	123,012,947.00
038	Gratuity Obligations	0.00	0.00
039	Payable to employees	23,633,211.18	30,539,500.64
040	Payable to holding company	0.00	0.00
041	Retention on A/c BG encashment (Solar)	0.00	0.00
042	Payable to Solar Payment Security Account	0.00	0.00
043	Others **	58,507,132.00	43,819,276.61
044	Unspent CSR balance on ongoing Approved CSR projects	0.00	0.00
046		0.00	0.00
047		0.00	0.00
048	**Total**	**4,250,808,318.03**	**4,808,161,927.18**
049	* Represents the amounts which have not been claimed by the investor/holders of the bonds/fixed deposits. Out of the above, no amount is due for payment to Investor Education and Protection Fund.	0.00	0.00
050	** Include Payable to Hospital and other payable.	0.00	0.00
051	**Payable for Capital Expenditure - SD/retntion**	**0.00**	**0.00**
052	- Micro & Small Enterprises	30,770,312.00	22,482,595.00
053	- Others	1,433,307,596.03	1,560,166,089.59
054	**Sub-total**	**1,464,077,908.03**	**1,582,648,684.59**
055	**Contractual Obligations**	**0.00**	**0.00**
056	- Micro & Small Enterprises	84,603,416.00	86,190,315.99
057	- Others	523,533,593.52	890,867,030.99

Locked: 27.04.2024 - 16:23:33
Run on: 27.04.2024 - 16:35:27 Version: 0

Addl. General Manager (Commercial)
NTPC LIMITED

UNCHAHAR SUPER THERMAL POWER STATION

NOTE NO. 35 TO THE FS-CL-OTHER FINANCIAL LIABILITIES **(Amount in ₹)**

	As at	31.03.2024	31.03.2023
058	**Sub-total**	**608,137,009.52**	**977,057,346.98**
059	**Total**	**2,072,214,917.55**	**2,559,706,031.57**
060		0.00	0.00

Locked: 27.04.2024 - 16:23:33
Run on: 27.04.2024 - 16:35:27 Version: 0

अपर महाप्रबंधक (वाणिज्यिक)
Addl. General Manager (Commercial)
एन टी पी सी लिमिटेड/NTPC LIMITED

UNCHAHAR SUPER THERMAL POWER STATION

NOTE NO. 36 TO THE FS-CL-OTHER CURRENT LIABILITIES **(Amount in ₹)**

	As at	31.03.2024	31.03.2023
001	**OTHER CURRENT LIABILITIES**	**0.00**	**0.00**
002	Advances from customers and others	156,816,206.27	40,179,049.80
003	Deferred discount on forward exchange contact	0.00	0.00
004	Tax deducted at source and other statutory dues	46,674,757.46	91,702,847.17
005	Deposits from contractors and others	0.00	0.00
006	Government grants	5,072.00	50,328.00
007	Others	35,104.00	0.00
009		0.00	0.00
010		0.00	0.00
011	**Total**	**203,531,139.73**	**131,932,224.97**

UNCHAHAR SUPER THERMAL POWER STATION

NOTE NO. 37 TO THE FS-CL-PROVISIONS **(Amount in ₹)**

	As at	31.03.2024	31.03.2023
001	**SHORT TERM PROVISIONS**	**0.00**	**0.00**
002	**Provision for Employee Benefits**	**0.00**	**0.00**
003	Opening balance	0.00	0.00
004	Additions/ (adjustments) during the year	0.00	0.00
005	**Closing Balance**	**0.00**	**0.00**
028	**Provisions for Obligations incidental to Land Acquisition**	**0.00**	**0.00**
029	Opening balance	14,048,696.36	34,770,469.01
030	Additions during the year	0.00	0.00
031	Amounts paid during the year	4,863,606.15	20,721,772.65
032	Amounts reversed during the year	0.00	0.00
033	**Closing Balance**	**9,185,090.21**	**14,048,696.36**
035	**Provision for Tariff Adjustment**	**0.00**	**0.00**
036	Opening balance	0.00	0.00
037	Additions during the year	0.00	0.00
038	Amounts adjusted during the year	0.00	0.00
039	Amounts reversed during the year	0.00	0.00
040	**Closing Balance**	**0.00**	**0.00**
042	**Provision for shortage in Fixed Assets Pending Investigation & Others**	**0.00**	**0.00**
043	Opening balance	1,509,165.04	1,859,601.09
044	Additions during the year	158,379.00	0.00
045	Amounts adjusted during the year	98,281.44	350,436.05
046	Amounts reversed during the year	0.00	0.00
047	**Closing Balance**	**1,569,262.60**	**1,509,165.04**
048	**Provision for Arbitration**	**0.00**	**0.00**
049	Opening balance	0.00	0.00
050	Additions during the year	484,433.44	0.00
051	Amounts used during the year	0.00	0.00
052	Amounts reversed during the year	484,433.44	0.00
053	**Closing Balance**	**0.00**	**0.00**
054	**Others**	**0.00**	**0.00**
055	Opening balance	0.00	0.00
056	Additions during the year	0.00	0.00
057	Amounts used during the year	0.00	0.00
058	Amounts reversed during the year	0.00	0.00
059	**Closing Balance**	**0.00**	**0.00**
102		0.00	0.00
104	**Total**	**10,754,352.81**	**15,557,861.40**

Locked: 27.04.2024 - 16:23:34
Run on: 27.04.2024 - 16:35:32 Version: 0

Addl. General Manager (Commercial)
NTPC LIMITED

UNCHAHAR SUPER THERMAL POWER STATION

NOTE NO. 38 TO THE FS-CL-CURRENT TAX LIABILITIES (NET) **(Amount in ₹)**

	As at	31.03.2024	31.03.2023
001	**Current liabilities - current tax liabilities (net)**	**0.00**	**0.00**
002	Opening balance	0.00	0.00
003	Additions during the year	0.00	0.00
004	Amounts adjusted during the year	0.00	0.00
005	Less: Set off against taxes paid	0.00	0.00
007		0.00	0.00
008	**Closing Balance**	**0.00**	**0.00**

Locked: 27.04.2024 - 16:23:34
Run on: 27.04.2024 - 16:35:35 Version: 0

Addl. General Manager (Commercial)
NTPC LIMITED

UNCHAHAR SUPER THERMAL POWER STATION

NOTE NO. 39 TO THE FS--DEFERRED REVENUE **(Amount in ₹)**

	As at	31.03.2024	31.03.2023
001	**Deferred Revenue**	**0.00**	**0.00**
002	On account of advance against depreciation	0.00	0.00
003	On account of income from foreign currency fluctuation	823,920,000.00	858,970,000.00
004	Government grants	0.00	0.00
007		0.00	0.00
008		0.00	0.00
009	**TOTAL**	**823,920,000.00**	**858,970,000.00**

Locked: 27.04.2024 - 16:23:32
Run on: 27.04.2024 - 16:35:37 Version: 0

अपर महाप्रबंधक (वाणिज्यिक)
Addl. General Manager (Commercial)
एन टी पी सी लिमिटेड/NTPC LIMITED

UNCHAHAR SUPER THERMAL POWER STATION

NOTE NO. 39A TO THE FS–REGULATORY DEFERRAL ACCOUNT CREDIT BALANCES **(Amount in ₹)**

	As at	31.03.2024	31.03.2023
001	Regulatory deferral account credit balances	0.00	0.00
002	Exchange Differences	0.00	0.00
003		0.00	0.00
005	**Total**	**0.00**	**0.00**

Locked: 27.04.2024 - 16:23:31
Run on: 27.04.2024 - 16:35:40 Version: 0

Additional General Manager (Commercial)
NTPC LIMITED

UNCHAHAR SUPER THERMAL POWER STATION

NOTE NO. 40 TO THE FS--REVENUE FROM OPERATIONS **(Amount in ₹)**

	For the Year ended	31.03.2024	31.03.2023
001	**REVENUE FROM OPERATIONS**	**0.00**	**0.00**
002	**Sales**	**0.00**	**0.00**
003	Energy Sales (including Electricity Duty)	48,363,323,100.15	54,675,367,884.88
004	Less : Advance against depreciation deferred (net)	0.00	0.00
005	Add: Revenue recognized out of advance against depreciation	0.00	0.00
006	Add : Exchange fluctuation receivable from customers	-2,773,000.00	-2,210,000.00
007	Sale of energy through trading	0.00	0.00
008	Commission (NVVN)	0.00	0.00
009	**Sub total**	**48,360,550,100.15**	**54,673,157,884.88**
010	Less: Rebate to customers	294,002,860.00	316,475,974.24
011	**Energy Sales (Total)**	**48,066,547,240.15**	**54,356,681,910.64**
012	Consultancy, project management and supervision fees	0.00	0.00
013	Lease rentals on assets on Operating lease	0.00	0.00
014	Sale of Captive Coal	0.00	0.00
015	Intra Company Elimination	0.00	0.00
017	**Sub-total**	**0.00**	**0.00**
018	**Total - Sales**	**48,066,547,240.15**	**54,356,681,910.64**
019	Sale of fly ash/ash products	206,627,704.97	171,793,388.10
020	Less: Transferred to fly ash utilisation reserve fund	-206,627,704.97	-171,793,388.10
021	**Sub-total**	**0.00**	**0.00**
022	**Other Operating Income**	**0.00**	**0.00**
023	Interest from customers	132,432,239.00	1,408,344,085.00
024	Energy Internally Consumed *	67,382,442.00	63,803,161.15
025	Interest income on Assets under finance lease	0.00	0.00
026	Recognized from deferred revenue - government grant	45,256.00	45,256.00
027	Provision written back- Tariff Adjustment	0.00	0.00
028	Income form Trading of ESCerts	2,331,236.79	82,843.21
029	Income from E-Mobility Business & others	0.00	0.00
030	Others	0.00	0.00
032		0.00	0.00
033		0.00	0.00
034	**Total**	**48,268,738,413.94**	**55,828,957,256.00**
040	* Valued at variable cost of generation and corresponding amount included in power charges (Note No. 42)	0.00	0.00
041	Excise duty on sale of flyash,cenospere & ash products	0.00	0.00
042	Energy sales of principal nature (NVVN)	0.00	0.00
043	Energy sales of agency nature (NVVN)	0.00	0.00

Locked: 27.04.2024 - 16:23:25
Run on: 27.04.2024 - 16:35:10 Version: 0

UNCHAHAR SUPER THERMAL POWER STATION

NOTE NO. 41 TO THE FS--OTHER INCOME **(Amount in ₹)**

	For the Year ended	31.03.2024	31.03.2023
001	**OTHER INCOME**	**0.00**	**0.00**
002	**Interest from**	**0.00**	**0.00**
004	**Financial assets at amortised cost**	**0.00**	**0.00**
005	Government Securities (8.5% Tax Free Bonds issued by the State Goverments)	0.00	0.00
006	Other Bonds	0.00	0.00
007	Non current Trade Receivable	0.00	0.00
008	Interest from Government of India Securties-Non-Trade	0.00	0.00
009	Less: Amortziation of premium	0.00	0.00
010	**Sub Total**	**0.00**	**0.00**
011	Interest from others	0.00	0.00
012	Loan to State Government in settlement of dues from customers	0.00	0.00
013	Loan to Subsidiary Companies	0.00	0.00
014	Loan to Employees	12,759,235.82	12,647,806.39
015	Deposit with banks	0.00	0.00
016	Foreign Banks	0.00	0.00
017	Interest from Contractors	0.00	0.00
018	Interest from Income Tax Refunds	0.00	0.00
019	Less : Refundable to Customers	0.00	0.00
020	**Sub Total**	**0.00**	**0.00**
021	Deposits with banks-flyash utilisation reserve fund	0.00	0.00
022	Less: transferred to flyash utilisation reserve fund	0.00	0.00
023	**Sub Total**	**0.00**	**0.00**
024	Deposits with banks- DDUGJY funds	0.00	0.00
025	Interest from Contractors- DDUGJY funds	0.00	0.00
026	Transfer to DDUGJY-Advance from customers	0.00	0.00
027	Sub-total	0.00	0.00
030	Others	0.00	0.00
031	Other investments in Joint venture companies	0.00	0.00
032	**Dividend from**	**0.00**	**0.00**
033	**Longterm investments in**	**0.00**	**0.00**
034	Subsidiaries	0.00	0.00
035	Joint Ventures	0.00	0.00
036	Equity Instruments	0.00	0.00
037	**Current Investments in**	**0.00**	**0.00**
038	Mutual Funds measured at fairvalue through profit or loss	0.00	0.00
039	Current investments in mutual funds-flyash utilisation reserve fund	0.00	0.00
040		0.00	0.00
041	Less: transferred to flyash utilisation reserve fund	0.00	0.00
042	Lease Rent # Ash Brick Plant	0.00	0.00
043	Less: transferred to flyash utilisation reserve fund	0.00	0.00
044	Other non-operating income	0.00	0.00
045	Profit on disposal of PPE	44,759.60	65,000,642.01

Locked: 27.04.2024 - 16:23:25
Run on: 27.04.2024 - 16:35:12 Version: 0

Addl. General Manager (Commercial)
एन टी पी सी लिमिटेड/NTPC LIMITED

UNCHAHAR SUPER THERMAL POWER STATION

NOTE NO. 41 TO THE FS--OTHER INCOME **(Amount in ₹)**

	For the Year ended	31.03.2024	31.03.2023
046	Profit on redemption of GOI securities	0.00	0.00
047	Net gain on sale of investments	0.00	0.00
048	Surcharge received from customers	37,422,452.00	232,091,753.00
049	Hire charges for equipment	0.00	134,581.30
050	Gain on option contract / Discount on F.ExchContract	9,482.00	0.00
051	Lease rent from investment property	0.00	0.00
052	Provision written back-others	10,085,208.10	2,154,220.73
053	Fair value gains/(losses) on investments in mutual funds at fair value through profit or loss	0.00	0.00
054	Interest from Solar payment security account	0.00	0.00
055	Less : Transferred to SPSA fund	0.00	0.00
056	Interest on "Retention on A/c BG encashment (Solar)"	0.00	0.00
057	Less : Transferred to "Retention on A/c BG encashment (Solar)"	0.00	0.00
058		0.00	0.00
059		0.00	0.00
060		0.00	0.00
061	Miscellaneous Income	172,370,522.13	88,728,195.80
062	**Total**	**232,691,659.65**	**400,757,199.23**
063	Less:Transferred to Development of Coal Mines-Note 47A	0.00	0.00
064	Less:Transferred to Expenditure during Construction period (net)- Note 47	19,890.00	32,610.00
065	Less: Others	0.00	0.00
066	Less:Transferred to payable to Govt. of Jharkhand	0.00	0.00
068		0.00	0.00
069		0.00	0.00
070	**Total**	**232,671,769.65**	**400,724,589.23**
071		0.00	0.00
101	**Details of Miscellaneous Income**	**0.00**	**0.00**
102	Vehicle Hire Charges.	156,000.00	134,000.00
103	Sale of by products & residuals	0.00	0.00
104	Township recoveries(exl. Hospital Recoveries).	13,760,469.41	11,665,203.22
105	Depreciation written back	0.00	0.00
106	Sale of Scrap	28,624,089.90	12,040,829.46
107	Receipt under loss of profit policy.	0.00	0.00
108	Receipts under MBD/Fire Policy.	0.00	0.00
109	Management development programme.	0.00	0.00
110	Management Fee - Misc (NVVN)	0.00	0.00
111	Others	129,829,962.82	64,888,163.12
112		0.00	0.00
113		0.00	0.00
114	**Total (Miscellaneous Income)**	**172,370,522.13**	**88,728,195.80**
115		0.00	0.00
131	**Details of Provision written back others**	**0.00**	**0.00**

Locked: 27.04.2024 - 16:23:25
Run on: 27.04.2024 - 16:35:12 Version: 0

Addl. General Manager (Commercial)
NTPC LIMITED

UNCHAHAR SUPER THERMAL POWER STATION

NOTE NO. 41 TO THE FS--OTHER INCOME **(Amount in ₹)**

	For the Year ended	31.03.2024	31.03.2023
132	Doubtful debts	0.00	0.00
133	Doubtful Loans, Advances and Claims	0.00	0.00
134	Doubtful Construction Advances	0.00	0.00
135	Shortage in Construction Stores	0.00	0.00
136	Shortage in Stores	1,137.87	610,416.93
137	Obsolescence in Stores	10,047,371.08	782,170.91
138	Unserviceable capital works	0.00	456,660.00
139	Other Obligation including Arbitration	0.00	0.00
140	Shortage in Fixed Assets	36,699.15	304,972.89
141	Diminution in value of Investment	0.00	0.00
142		0.00	0.00
143		0.00	0.00

Locked: 27.04.2024 - 16:23:25
Run on: 27.04.2024 - 16:35:12 Version: 0

Addl. General Manager (Commercial)
NTPC LIMITED

UNCHAHAR SUPER THERMAL POWER STATION

NOTE NO. 42 TO THE FS--FUEL COST **(Amount in ₹)**

	For the Year ended	31.03.2024	31.03.2023
001	**FUEL COST**	**0.00**	**0.00**
002	Coal	0.00	0.00
003	Captive	0.00	0.00
004	Other than captive	34,171,250,825.94	36,005,806,715.32
005	Gas	0.00	0.00
006	Naptha	0.00	0.00
007	Oil	577,904,383.69	650,369,437.76
008	Biomass Pellets & Others	31,302,887.55	11,415,291.01
009		0.00	0.00
010		0.00	0.00
011	**Total**	**34,780,458,097.18**	**36,667,591,444.09**
012		0.00	0.00

Locked: 27.04.2024 - 16:23:26
Run on: 27.04.2024 - 16:35:14 Version: 0

Additional General Manager (Commercial)
NTPC LIMITED

UNCHAHAR SUPER THERMAL POWER STATION

NOTE NO. 43 TO THE FS--EMPLOYEE BENEFITS EXPENSE **(Amount in ₹)**

	For the Year ended	31.03.2024	31.03.2023
001	**EMPLOYEE BENEFITS EXPENSE**	**0.00**	**0.00**
002	Salaries and wages	1,488,653,728.92	1,577,280,367.72
003	Contribution to provident and other funds	254,122,655.05	218,259,752.68
004	Unwinding of deferred payroll expense	7,859,188.43	8,026,507.64
005	Staff welfare expenses	228,418,150.39	212,750,439.62
006	Less : Expenses transferred to Consultancy group	0.00	0.00
007		0.00	0.00
008	**Sub Total**	**1,979,053,722.79**	**2,016,317,067.66**
009	Less: Employee benefits expense allocated to fuel inventory	137,143,212.46	124,826,177.54
010	Less: Transferred/Allocated to development of coal mines - Note 47A	0.00	0.00
011	Less: Others	0.00	0.00
012	Less: Transferred to fly ash utilisation reserve fund	0.00	0.00
013	Less: Transferred to CSR Expenses	0.00	0.00
014	Reimbursements for employees on secondment	217,940.00	0.00
015	Less: Transferred to expenditure during construction period (net)- Note 47	38,939,793.69	121,242,750.25
016	Less: Transfer to Govt of Jharkhand A/c as recoverable	0.00	0.00
018		0.00	0.00
019	**TOTAL**	**1,802,752,776.62**	**1,770,248,139.87**
020	**Managerial Remuneration paid/ payable to Directors included above (except for Directors fee which is included in Note 42)**	**0.00**	**0.00**
021	Salaries and wages	0.00	0.00
022	Contribution to provident and other funds	0.00	0.00
023	Staff welfare expenses	0.00	0.00
024	Directors fee	0.00	0.00
025		0.00	0.00

Locked: 27.04.2024 - 16:23:27
Run on: 27.04.2024 - 16:35:16 Version: 0

Addl. General Manager (Commercial)
NTPC LIMITED

UNCHAHAR SUPER THERMAL POWER STATION

NOTE NO. 44 TO THE FS--FINANCE COSTS **(Amount in ₹)**

	For the Year ended	31.03.2024	31.03.2023
001	**FINANCE COSTS**	**0.00**	**0.00**
002	Finance charges on financial liabilities measured at amortised cost	0.00	0.00
003	Bonds	778,860,579.36	827,807,472.55
004	Government of India Loans	0.00	0.00
005	Foreign currency term loans	122,645,578.19	59,887,571.02
006	Rupee term loans	448,634,728.00	421,013,947.00
007	Public deposits	0.00	0.00
008	Foreign currency bonds/notes	242,128,723.67	240,973,888.19
009	Cash Credit	0.00	0.00
010	Unwinding of discount on account of vendor liabilities	1,602,862.10	1,063,037.43
011	Commercial Papers	0.00	0.00
012	**Sub Total**	**1,593,872,471.32**	**1,550,745,916.19**
013	Interest on non financial items	4,868.00	0.00
014	**Other Borrowing Costs**	**0.00**	**0.00**
015	Bonds servicing & public deposit exp.	996,941.75	851,981.90
016	Guarantee fee	0.00	0.00
017	Management fee	0.00	0.00
018	Committ charges/exposure premium	0.00	905,975.78
019	Bond issue expenses	0.00	0.00
020	Legal exp on foreign currency loans	0.00	0.00
021	Foreign currency bonds/notes exp.	0.00	0.00
022	Up-front fee	0.00	0.00
023	Insurance premium on foreign currency loans	0.00	0.00
024		0.00	0.00
025	Others	0.00	0.00
026	**Sub Total (Other Borrowing cost)**	**1,001,829.75**	**1,757,957.68**
027		0.00	0.00
028	**Exchange differences regarded as an adjustment to borrowing costs**	**-18,965,700.46**	**120,346,811.12**
029	**Sub Total**	**1,575,908,600.61**	**1,672,850,684.99**
030	Less: Transferred to Expenditure during construction period (net) - Note 47	202,760,329.52	293,864,785.51
031	Less: Transferred to development of coal mines-Note 47A	0.00	0.00
032		0.00	0.00
034	**Total**	**1,373,148,271.09**	**1,378,985,899.48**

Locked: 27.04.2024 - 16:23:27
Run on: 27.04.2024 - 16:35:18 Version: 0

Addl. General Manager (Commercial)
एन टी पी सी लिमिटेड/NTPC LIMITED

UNCHAHAR SUPER THERMAL POWER STATION

NOTE NO. 45 TO THE FS--DEPRECIATION, AMORTIZATION AND IMPAIRMENT EXPENSES **(Amount in ₹)**

	For the Year ended	31.03.2024	31.03.2023
001	**Depreciation, amortization and impairment expenses**	**0.00**	**0.00**
002	On property, plant and equipment- Note 2	3,115,133,796.17	2,967,273,135.66
003	On investment property- Note 2A	0.00	0.00
004	On intangible assets- Note 4	122,777.00	35,647.72
005		0.00	0.00
006	Sub-total	3,115,256,573.17	2,967,308,783.38
007	Less:	0.00	0.00
008	Allocated to fuel inventory	157,199,967.83	55,657,800.61
009	Transferred to Expenditure during Construction Period (net)- Note 47	0.00	0.00
010		0.00	0.00
011	Transferred/Allocated to development of coal mines - Note 47A	0.00	0.00
012	Adjustment with deferred revenue from deferred foreign currency fluctuation	90,589,000.00	94,650,000.00
013		0.00	0.00
015	**Total**	**2,867,467,605.34**	**2,817,000,982.77**

Locked: 27.04.2024 - 16:23:27
Run on: 27.04.2024 - 16:35:20 Version: 0

UNCHAHAR SUPER THERMAL POWER STATION

NOTE NO. 46 TO THE FS--OTHER EXPENSE **(Amount in ₹)**

	For the Year ended	31.03.2024	31.03.2023
001	**OTHER EXPENSES**	**0.00**	**0.00**
002	Power charges	105,821,093.00	63,803,161.15
003	Less: Recovered from contractors & employees	44,079,582.59	88,858,033.79
004	**Sub-Total(Power Charges)**	**61,741,510.41**	**-25,054,872.64**
005	Water charges	74,212,919.41	85,760,983.90
006	Stores consumed	60,162,977.43	55,136,078.77
007	Rent	0.00	0.00
008	Less:Recoveries	0.00	0.00
009	**Sub-Total (Rent)**	**0.00**	**0.00**
010	Cost of captive coal produced	0.00	0.00
011	**Repairs & maintenance**	**0.00**	**0.00**
012	Buildings	113,834,083.66	144,862,186.53
013	Plant & machinery	0.00	0.00
014	Power stations	1,402,475,508.15	1,334,071,567.05
015	Construction equipment	0.00	0.00
016	Others	39,405,620.70	88,212,726.55
017	**Sub-total (Repairs & maintenance)**	**1,555,715,212.53**	**1,567,146,480.13**
019	Load Dispatch Center Charges	18,480,265.00	7,617,462.00
021	Insurance	88,747,391.27	88,505,567.89
022	Interest to beneficiaries	0.00	312,447,110.00
023	Rates and taxes	5,590,333.21	4,983,185.23
024	Water cess & environment protection cess	1,584,417.00	881,940.00
025	Training & recruitment expenses	11,732,316.00	6,308,838.92
026	Less: Receipts	0.00	0.00
027	**Sub-total (Training and recruitment expenses)**	**11,732,316.00**	**6,308,838.92**
028	Communication expenses	22,684,901.44	19,140,065.01
029	Inland Travel	59,070,202.87	65,061,446.97
030	Foreign Travel	434,529.80	192,939.00
031	Tender expenses	0.00	0.00
032	Less: Receipt from sale of tenders	0.00	6,864.30
033	**Sub-total (Tender expenses)**	**0.00**	**-6,864.30**
034	Payment to auditors	0.00	0.00
035	Audit fee	0.00	0.00
036	Tax audit fee	0.00	0.00
037	Other services	0.00	0.00
038	Reimbursement of expenses	0.00	0.00
039	**Sub-total (Payment to Auditors)**	**0.00**	**0.00**
040	Advertisement and publicity	187,456.90	0.00
041	Electricity duty	0.00	0.00
042	Security expenses	376,226,306.73	330,485,329.36
043	Entertainment expenses	15,308,535.38	16,886,612.14
044	Expenses for guest house	19,281,343.31	17,536,138.77
045	Less:Recoveries	1,129,230.40	5,288,735.40
046	**Sub-Total (Guest house expenses)**	**18,152,112.91**	**12,247,403.37**
047	Education expenses	6,519,688.00	5,608,273.00
049	Donations	0.00	0.00

Locked: 27.04.2024 - 16:23:28
Run on: 27.04.2024 - 16:35:21 Version: 0

Addl. General Manager (Commercial)
NTPC LIMITED

UNCHAHAR SUPER THERMAL POWER STATION

NOTE NO. 46 TO THE FS--OTHER EXPENSE **(Amount in ₹)**

	For the Year ended	31.03.2024	31.03.2023
050	Ash utilisation & marketing expenses	816,287,355.18	831,240,257.82
051	Directors sitting fee	0.00	0.00
053	Professional charges and consultancy fees	3,501,499.00	12,854,893.00
054	Legal expenses	12,522,411.00	9,067,734.00
055	EDP hire and other charges	7,939,610.00	6,055,392.63
056	Printing and stationery	2,113,631.51	791,837.37
057	Oil & gas exploration expenses	0.00	0.00
059	Hiring of vehicles	13,316,480.54	9,682,247.24
061	Reimbursement of L.C.charges on sales realisation	0.00	0.00
062	LOSS ON FAIR VALUATION OF NON- CURRENT TRADE RECEIVABLE AT AMORTISED COST	0.00	0.00
063	Cost of Hedging	0.00	0.00
064	Derivatives MTM loss/gain (Net)	2,330,277.00	0.00
065	Net loss/(gain) in foreign currency transactions & translations	-369,283,806.32	42,408,117.90
066	Transport Vehicle running expenses	6,112,711.77	7,981,791.36
067	Horticulture Expenses	4,898,465.00	10,862,244.68
068	Hire charges- helicopter/aircraft.	0.00	0.00
069	Hire charges of construction equipment	0.00	0.00
070	Demurrage Charges	0.00	0.00
072		0.00	0.00
073	Miscellaneous expenses	123,130,478.16	24,158,410.72
074	Loss on disposal/write-off of PPE	19,292,901.71	17,620,706.28
075	**Sub-Total**	**3,018,713,090.84**	**3,526,071,611.75**
076	Less: Other expenses allocated to fuel inventory	296,765,481.56	282,561,857.28
077	Less: Transferred/Allocated to development of coal mines - Note 47A	0.00	0.00
078	Less: Transferred to fly ash utilisation reserve fund	221,813,701.78	183,527,177.93
079	Less: Hedging cost Net recoverable/payable from/to beneficiaries	2,330,277.00	0.00
080	Less: Others	0.00	0.00
081	Less: Transferred to CSR Expenses	291,696.00	267,388.00
082	Less:Transferred to Expenditure during Construction period(net)-Note 47	2,033,190.13	29,997,237.19
083	Less: Transfer to Govt of Jharkhand A/c as recoverable	0.00	0.00
084	**Net (Generation, Administration and Other expenses)**	**2,495,478,744.37**	**3,029,717,951.35**
085	Corporate Social Responsibility Expenses	49,112,147.61	28,638,269.58
086	Less: Grants-in-aid	0.00	0.00
087	**Sub-total (Corporate Social Responsibility Expenses)**	**49,112,147.61**	**28,638,269.58**
088	**Provisions**	**0.00**	**0.00**
089	Doubtful Debts	0.00	0.00
090	Doubtful loans, advances and claims	0.00	0.00
091	Doubtful Construction Advances	0.00	0.00
092	Shortage in stores	2,271.04	6,051.53

अपर महाप्रबंधक (वाणिज्यिक)
Addl. General Manager (Commercial)
एन टी पी सी लिमिटेड/NTPC LIMITED

UNCHAHAR SUPER THERMAL POWER STATION

NOTE NO. 46 TO THE FS--OTHER EXPENSE **(Amount in ₹)**

	For the Year ended	31.03.2024	31.03.2023
093	Obsolete/Dimunition in the value of surplus stores	100,891,446.06	4,421,580.08
094	Shortage in construction stores	29,179.00	28,572.63
095	Dimunition in value of long term investments	0.00	0.00
096	Shortage in Fixed assets	158,379.00	0.00
097	Unfinished minimum work progress from oil & gas exploration	0.00	0.00
098	Unserviceable capital works	0.00	0.00
099	Tariff Adjustment	-96,673,000.00	-141,397,000.00
100	Others :	0.00	0.00
101	(i) Provision for arbitration cases	0.00	0.00
102	(ii) Other provisions	0.00	0.00
103	**Total (Provisions)**	**4,408,275.10**	**-136,940,795.56**
104		0.00	0.00
106	**Total**	**2,548,999,167.08**	**2,921,415,425.37**
107		0.00	0.00
108	**Breakup of miscellaneous expenses.**	**0.00**	**0.00**
110	Hire charges of office equipment	0.00	0.00
112	Operating expenses of construction equipment	0.00	0.00
113	Operating expenses of D.G. sets	92,797.88	0.00
114	Furnishing expenses	1,425,377.21	433,509.67
115	Subscription to trade and other associations.	0.00	0.00
117	Visa and entry permit charges	0.00	0.00
118	Tree plantation exp.-NTPC Land	0.00	0.00
119	Research & development expenses	9,200.00	31,500.00
120	Less : Grants received for Research & develoment expenses.	0.00	0.00
121	Sub-total (Research & development expenses)	9,200.00	31,500.00
122	Bank charges	18,678.90	8,739.94
123	Business Development Expenditure	0.00	0.00
124	Surcharge (NVVN)	0.00	0.00
125	Power Trading Expenses	18,353,693.00	1,894,529.00
126	Brokerage & commission	5,601,032.00	2,538,495.00
130	Books and periodicals	42,360.00	49,966.00
131	Claims/advances written off	0.00	0.00
132	Stores written off	0.00	0.00
133	Survey &Investigation expenses written off	0.00	0.00
134	Others	97,567,339.17	19,201,671.11
135	**Total**	**123,130,478.16**	**24,158,410.72**
136		0.00	0.00
137		0.00	0.00
138		0.00	0.00

Locked: 27.04.2024 - 16:23:28
Run on: 27.04.2024 - 16:35:21 Version: 0

Addl. General Manager (Commercial)
NTPC LIMITED

UNCHAHAR SUPER THERMAL POWER STATION

NOTE NO. 47 TO THE FS--EXPENDITURE DURING CONSTRUCTION PERIOD (NET) **(Amount in ₹)**

	For the Year ended	31.03.2024	31.03.2023
001	**EXPENDITURE DURING CONSTRUCTION PERIOD (NET)**	**0.00**	**0.00**
002	A. Employee benefits expense	0.00	0.00
003	Salaries and wages	36,381,630.61	120,186,739.31
004	Contribution to provident and other funds	2,400,120.82	849,458.06
005	Unwinding of deffered payroll expenses	0.00	0.00
006	Staff welfare expenses	157,842.26	206,552.68
007	**Total (A)**	**38,939,793.69**	**121,242,750.25**
008	**B. Finance Costs**	**0.00**	**0.00**
009	Finance charges on financial liabilities measured at amortised cost	0.00	0.00
010	Bonds	86,060,904.84	135,458,412.65
011	Foreign currency term loans	91,551,221.92	39,787,213.77
012	Rupee term loans	40,394,951.67	47,891,573.56
013	Foreign currency bonds/notes	6,416,404.82	18,495,883.14
014	Unwinding of discount on account of vendor liabilities	0.00	0.00
015	Others	0.00	0.00
016		0.00	0.00
017	Other Borrowings Costs	0.00	0.00
018	Guarantee Commission	0.00	0.00
019	Management Fees/Arrangers Fees	0.00	0.00
020	Commitment charges/Exposure Premium	0.00	905,975.78
021	Legal Expenses on foreign currency loans	0.00	0.00
022	Foreign currency bonds/notes expenses	0.00	0.00
023	Foreign Credit Insurance Premium	0.00	0.00
024	Upfront Fee	0.00	0.00
025	Exchange Differences	0.00	0.00
026	Others	6,013,690.41	6,100,254.47
027	Exchange differences regarded as adjustment to interest cost	-31,676,844.14	45,225,472.14
028	**Total (B)**	**202,760,329.52**	**293,864,785.51**
029		0.00	0.00
030	C. Depreciation and amortisation	0.00	0.00
031	**D. Generation , administration and other expenses**	**0.00**	**0.00**
032	Power charges	0.00	17,159,774.00
033	Less: Recovered from contractors & employees	6,097.98	13,911.26
034	**Sub-total(Net power charges)**	**-6,097.98**	**17,145,862.74**
035	Water charges	0.00	675,546.00
036	Rent	0.00	0.00
037	Repairs & maintenance	0.00	0.00
038	Buildings	0.00	0.00
039	Construction equipment	0.00	0.00
040	Others	0.00	0.00
041		0.00	0.00
042	Insurance	0.00	0.00

Locked: 27.04.2024 - 16:23:28
Run on: 27.04.2024 - 16:35:23 Version: 0

Addl. General Manager (Commercial)
NTPC LIMITED

UNCHAHAR SUPER THERMAL POWER STATION

NOTE NO. 47 TO THE FS--EXPENDITURE DURING CONSTRUCTION PERIOD (NET) **(Amount in ₹)**

	For the Year ended	31.03.2024	31.03.2023
043	Rates and taxes	108.00	108.00
044	Communication expenses	70,000.00	113,501.00
045	Travelling expenses	311,284.09	184,775.16
046	Tender expenses	0.00	0.00
047	Less: Income from sale of tenders	0.00	0.00
048	**Sub-total (Net tender expenses)**	**0.00**	**0.00**
049	Advertisement and publicity	0.00	0.00
050	Security expenses	0.00	0.00
051	Entertainment expenses	9,000.00	46,000.01
052	Guest house expenses	0.00	0.00
053	Less: Receipt from guest house	0.00	0.00
054	**Sub-total (Net Guest House Expenses)**	**0.00**	**0.00**
055	Education expenses	0.00	0.00
056	Brokerage & Commission	0.00	0.00
057	Books and periodicals	0.00	0.00
058	Community development expenses	0.00	0.00
059	Professional charges and consultancy fee	0.00	7,421,424.00
060	Legal expenses	0.00	0.00
061	EDP Hire and other charges	0.00	0.00
062	Printing and stationery	14,160.00	600.00
063	Miscellaneous expenses	1,634,736.02	4,409,420.28
064	**Total (D)**	**2,033,190.13**	**29,997,237.19**
065	**Total (A+B+C+D)**	**243,733,313.34**	**445,104,772.95**
066	**E. Less: Other Income**	**0.00**	**0.00**
067	Interest from	0.00	0.00
068	Indian banks	0.00	0.00
069	Foreign banks	0.00	0.00
070	Others	0.00	0.00
071	Contractors	0.00	0.00
072	Hire charges	0.00	0.00
073	Sale of scrap	0.00	0.00
074	Exchange Differences	0.00	0.00
075	Miscellaneous income	19,890.00	32,610.00
076	**TOTAL (E)**	**19,890.00**	**32,610.00**
077	F. Net actuarial gain/loss OCI	-36,206.29	2,197.91
078		0.00	0.00
079	**GRAND TOTAL (A+B+C+D-E+F)**	**243,677,217.05**	**445,074,360.86**
080		0.00	0.00
081	*** Balance carried to Capital Work-in-progress - (Note 3)**	**243,677,217.05**	**445,074,360.86**

Locked: 27.04.2024 - 16:23:28
Run on: 27.04.2024 - 16:35:23 Version: 0

अपर महाप्रबंधक (वाणिज्यिक)
Addl. General Manager (Commercial)
एन टी पी सी लिमिटेड/NTPC LIMITED

UNCHAHAR SUPER THERMAL POWER STATION

NOTE NO. 47A TO THE FS--EDC- COAL MINING **(Amount in ₹)**

	For the Year ended	31.03.2024	31.03.2023
001	**EDC- Coal Mining**	**0.00**	**0.00**
002	A. Employee benefits expense	0.00	0.00
003	Salaries and wages	0.00	0.00
004	Contribution to provident and other funds	0.00	0.00
005	Unwinding of deffered payroll expenses	0.00	0.00
006	Staff welfare expenses	0.00	0.00
007	**Total (A)**	**0.00**	**0.00**
008	**B. Finance Costs**	**0.00**	**0.00**
009	Finance charges on financial liabilities measured at amortised cost	0.00	0.00
010	Bonds	0.00	0.00
011	Foreign currency term loans	0.00	0.00
012	Rupee term loans	0.00	0.00
013	Foreign currency bonds/notes	0.00	0.00
014	Unwinding of discount on account of vendor liabilities	0.00	0.00
015	Others	0.00	0.00
016		0.00	0.00
017	Other Borrowings Costs	0.00	0.00
018	Guarantee Commission	0.00	0.00
019	Management Fees/Arrangers Fees	0.00	0.00
020	Commitment charges/Exposure Premium	0.00	0.00
021	Legal Expenses on foreign currency loans	0.00	0.00
022	Foreign currency bonds/notes expenses	0.00	0.00
023	Foreign Credit Insurance Premium	0.00	0.00
024	Upfront Fee	0.00	0.00
025	Exchange Differences	0.00	0.00
026	Others	0.00	0.00
027	Exchange differences regarded as adjustment to interest cost	0.00	0.00
028	**Total (B)**	**0.00**	**0.00**
029		0.00	0.00
030	C. Depreciation and amortisation	0.00	0.00
031	**D. Generation , administration and other expenses**	**0.00**	**0.00**
032	Power charges	0.00	0.00
033	Less: Recovered from contractors & employees	0.00	0.00
034	**Sub-total(Net power charges)**	**0.00**	**0.00**
035	Water charges	0.00	0.00
036	Rent	0.00	0.00
037	Repairs & maintenance	0.00	0.00
038	Buildings	0.00	0.00
039	Construction equipment	0.00	0.00
040	Others	0.00	0.00
041	Cost of Captive Coal	0.00	0.00
042	Insurance	0.00	0.00
043	Rates and taxes	0.00	0.00

Locked: 27.04.2024 - 16:23:28
Run on: 27.04.2024 - 16:35:26 Version: 0

Addl. General Manager (Commercial)
NTPC LIMITED

UNCHAHAR SUPER THERMAL POWER STATION

NOTE NO. 47A TO THE FS--EDC- COAL MINING **(Amount in ₹)**

	For the Year ended	31.03.2024	31.03.2023
044	Communication expenses	0.00	0.00
045	Travelling expenses	0.00	0.00
046	Tender expenses	0.00	0.00
047	Less: Income from sale of tenders	0.00	0.00
048	**Sub-total (Net tender expenses)**	**0.00**	**0.00**
049	Advertisement and publicity	0.00	0.00
050	Security expenses	0.00	0.00
051	Entertainment expenses	0.00	0.00
052	Guest house expenses	0.00	0.00
053	Less: Receipt from guest house	0.00	0.00
054	**Sub-total (Net Guest House Expenses)**	**0.00**	**0.00**
055	Education expenses	0.00	0.00
056	Brokerage & Commission	0.00	0.00
057	Books and periodicals	0.00	0.00
058	Community development expenses	0.00	0.00
059	Professional charges and consultancy fee	0.00	0.00
060	Legal expenses	0.00	0.00
061	EDP Hire and other charges	0.00	0.00
062	Printing and stationery	0.00	0.00
063	Miscellaneous expenses	0.00	0.00
064	**Total (D)**	**0.00**	**0.00**
065	**Total (A+B+C+D)**	**0.00**	**0.00**
066	**E. Less: Other Income**	**0.00**	**0.00**
067	Interest from	0.00	0.00
068	Indian banks	0.00	0.00
069	Foreign banks	0.00	0.00
070	Others	0.00	0.00
071	Contractors	0.00	0.00
072	Hire charges	0.00	0.00
073	Sale of scrap	0.00	0.00
074	Exchange Differences	0.00	0.00
075	Miscellaneous income	0.00	0.00
076	**TOTAL (E)**	**0.00**	**0.00**
077	F. Net actuarial gain/loss OCI	0.00	0.00
078		0.00	0.00
079	**GRAND TOTAL (A+B+C+D-E+F)**	**0.00**	**0.00**
080		0.00	0.00
081	*** Balance carried to Capital Work-in-progress - (Note 3)**	**0.00**	**0.00**

Locked: 27.04.2024 - 16:23:28
Run on: 27.04.2024 - 16:35:26 Version: 0

Addl. General Manager (Commercial)
NTPC LIMITED

UNCHAHAR SUPER THERMAL POWER STATION

NOTE NO. 46A TO THE FINANCIAL STATEMENTS **(Amount in ₹)**

	As at	31.03.2024	31.03.2023
001	Balance sheet	0.00	0.00
002	Freehold land for which conveyancing of the title is awaiting completion of legal formalities	0.00	0.00
003	(a) area (in acres)	0.00	0.00
004	(b) value (in rs)	0.00	0.00
005	Right-of-use land for which execution of lease deed is awaiting completion of legal formalities	0.00	0.00
006	(a) area (in acres)	0.00	0.00
007	(b) value (in rs)	0.00	0.00
008	Right-of-use land acquired on perpetual lease and accordingly not amortised	0.00	0.00
009	(a) area (in acres)	0.00	0.00
010	(b) value (in rs.)	0.00	0.00
011	Land in physical possesession of the company which has not been shown in the books pending settlement of price (in acres)	0.00	0.00
012	Deposit with government authorities towards land in possession of the company included in cost of land which is subject to adjus	0.00	0.00
013	**Land not in possession of the company**	**0.00**	**0.00**
014	(a) area (in acres)	0.00	0.00
015	-Freehold	0.00	0.00
016	-Right of Use	0.00	0.00
017	(b) value (in rs)	0.00	0.00
018	-Freehold	0.00	0.00
019	-Right of Use	0.00	0.00
020	Right-of-use buildings pending completion of legal fomalities - value (in rs.)	0.00	0.00
021	Estimated amount of contracts remaining to be executed on capital account and not provided for	0.00	0.00
022	Property, plant & equipment	2,848,113,775.24	6,732,545,053.35
023	Intangible assets	0.00	0.00
024	Details of precommissioning expenditure	0.00	0.00
025	(a) precommissioning expenses	0.00	0.00
026	(b) precommissioning income	0.00	0.00
027	(c) net precommissioning expenditure	0.00	0.00
028		0.00	0.00
029		0.00	0.00
030		0.00	0.00
031	Exchange rate variation taken to revenue during the year (with -ve sign, if favourable)	-1,498,131.10	4,608,217.00
045	Exchange rate variation capitalised during the year (with -ve sign, if favourable)	27,411,629.87	346,415,378.30
064	Short Term Leases	0.00	0.00
065	A) Rent	0.00	0.00
066	Company lease accomodation - executives	0.00	80,033.49
067	Company lease accomodation - directors	0.00	0.00
068	Others	0.00	0.00

अपर महाप्रबंधक (वाणिज्यिक)
Addl. General Manager (Commercial)
एन टी पी सी लिमिटेड/NTPC LIMITED

UNCHAHAR SUPER THERMAL POWER STATION

NOTE NO. 46A TO THE FINANCIAL STATEMENTS **(Amount in ₹)**

	As at	31.03.2024	31.03.2023
069	**Total**	**0.00**	**80,033.49**
101	Borrowing cost capitalised during the year	202,760,329.52	293,864,785.51
102	Revenue grants recognized during the year	0.00	0.00
103	Revenue expenditure on research and development	0.00	0.00
104	Capital expenditure on research and development.	0.00	0.00
105	Expenditure on sustainibility development - capital	7,362,707.00	0.00
106	Expenditure on csr- capital	0.00	0.00
107	Opening balance - CSR Liability	0.00	0.00
108	Paid/Adjusted during the Year out of Opening above	0.00	0.00
109	Amount yet to be paid against Cr Year CSR Exp	7,980,886.00	0.00
110	Closing Balance CSR- Liability (110)	0.00	0.00
111		0.00	0.00
112		0.00	0.00
113	**Disclosure under msmed act 2006.**	**0.00**	**0.00**
114	Long-term	0.00	0.00
115	Short-term	-110,201,485.72	-79,261,291.31
116	**(i) (a) the principal amount remaining unpaid as at year end**	**-110,201,485.72**	**-79,261,291.31**
117	(i) (b) interest due there on remaining unpaid as at Year end	0.00	0.00
118	(ii) the amount of interest paid by the buyer in terms of section 16, along with the amounts of the payment made to the supplier	0.00	0.00
119	(iii) the amount of interest due and payable for the period of delay in making payment(which has been paid but beyond the appoin	0.00	0.00
120	(iv) the amount of interest accrued and remaining unpaid at the end of the year; and	0.00	0.00
121	(v) the amount of further interest remaining due and payable even in the succeeding years, until such date when the interest due	0.00	0.00
122	Amount of inventories recognized as an expense (including fuel)	35,582,074,257.60	37,437,034,190.82
123	Amount of inventories capitalised as overhauling assets out of 122 above	191,899,434.55	192,442,780.57
124	Amount capitalised as edc out of 122 above	0.00	0.00
133	Value of Imported Material Consumed during the Year	0.00	0.00
134		0.00	0.00
135	Contingent liabilities	0.00	0.00
136	A. Claims against the company not acknowledged as debts in respect of :	0.00	0.00
137	(i)Capital works	52,058,483.00	23,639,360.00
138	(ii)Land compensation cases	0.00	0.00
139	(iii)Others by state authorities towards:-	0.00	0.00
140	(a) Water royalty / water charges / nala tax	0.00	0.00
141	(b) Diversion of land / building permission fees	0.00	0.00

Locked: 27.04.2024 - 16:23:44
Run on: 27.04.2024 - 16:35:44 Version: 0

Addl. General Manager (Commercial)
NTPC LIMITED

NOTE NO. 46A TO THE FINANCIAL STATEMENTS (Amount in ₹)

	As at	31.03.2024	31.03.2023
142	(c) Other demands by state authorities	0.00	0.00
143	(iv) Others by fuel companies	0.00	0.00
144	(a) Disputes related to grade slippage-third party sampling	346,940,759.00	346,900,000.00
145	(b) Surface transportation charges on coal	19,073,835.00	19,073,835.00
146	(c) Take or pay claim - Gas stations	0.00	0.00
147	(d) Other claims by fuel companies not acknowledged as debt	185,924,241.00	185,924,241.00
149	B.Disputed tax demands	0.00	0.00
150	(i) Income tax	0.00	0.00
151	(ii) Excise duty	0.00	0.00
152	(iii) Sales tax	243,190,672.00	10,955,177.00
153	(iv) Service tax/GST	60,379,027.00	54,984,771.80
154	(v) Entry tax	27,750,880.00	6,342,984.00
155	C. Others	499,638,064.00	78,618,951.00
156	**Total**	**1,434,955,961.00**	**726,439,319.80**
157	D. Possible reimbursement on account of contingent liabilities	0.00	0.00
158	(i) Capital works	0.00	0.00
159	(ii)Land compensation cases	0.00	0.00
160	(iii)Others (by state authorities)	0.00	0.00
161		0.00	0.00
162	(iv) Others by fuel companies	551,938,835.00	551,898,076.00
163	(v) Disputed income tax demand	0.00	0.00
164	(vi) Disputed tax demands -others	50,550,395.00	30,343,048.00
165	(vii) Others	70,269,101.00	70,269,101.00
167	**Total**	**672,758,331.00**	**652,510,225.00**
168	E AMOUNT PAID UNDER PROTEST/ADJUSTED BY AUTHORITIES - TAX CASES	4,415,536.00	4,415,536.00
169	F CONTINGENT ASSETS	0.00	0.00
170	Intangible under development : less than 1 year	0.00	0.00
171	Intangible under development #: 1-2 year	0.00	0.00
227	Intangible under development #: 2-3 year	0.00	0.00
277	Intangible under development #: More than 3 years	0.00	0.00
278	**Capital-Work-in Progress (CWIP)**	**0.00**	**0.00**
279	Projects in progress	10,259,671,589.22	11,056,002,688.81
280	Projects temporarily suspended	0.00	0.00
281		0.00	0.00
282		0.00	0.00
283	**Projects in progress**	**0.00**	**0.00**
284	Less than 1 year	1,790,004,476.68	3,944,290,252.28
285	1-2 years	3,184,238,730.33	4,324,808,928.96
286	2-3 years	3,860,774,404.06	1,543,553,251.76
287	More than 3 years	1,424,653,978.15	1,343,350,255.81
288	**Sub Total (I)**	**10,259,671,589.22**	**11,056,002,688.81**
289		0.00	0.00

Locked: 27.04.2024 - 16:23:44
Run on: 27.04.2024 - 16:35:44 Version: 0

Addl. General Manager (Commercial)
NTPC LIMITED

UNCHAHAR SUPER THERMAL POWER STATION

NOTE NO. 46A TO THE FINANCIAL STATEMENTS **(Amount in ₹)**

	As at	31.03.2024	31.03.2023
290	**Projects temporarily suspended**	**0.00**	**0.00**
291	Less than 1 year	0.00	0.00
292	1-2 years	0.00	0.00
293	2-3 years	0.00	0.00
294	More than 3 years	0.00	0.00
295	**Sub Total (II)**	**0.00**	**0.00**
296		0.00	0.00
380	Previous year figures have been regrouped/rearranged wherever necessary.	0.00	0.00

Locked: 27.04.2024 - 16:23:44
Run on: 27.04.2024 - 16:35:44 Version: 0

Addl. General Manager (Commercial)
NTPC LIMITED